

Rototaxis: localization of active motion under rotation

Yuanjian Zheng^{1,2} and Hartmut Löwen²

¹Division of Physics and Applied Physics, School of Physical and Mathematical Sciences, Nanyang Technological University, Singapore

²Institut für Theoretische Physik II: Weiche Materie, Heinrich-Heine-Universität Düsseldorf, D-40225 Düsseldorf, Germany

The ability to navigate in complex, inhomogeneous environments is fundamental to survival at all length scales, giving rise to the rapid development of various subfields in bio-locomotion such as the well established concept of chemotaxis. In this work, we extend this existing notion of *taxis* to rotating environments and introduce the idea of “*roto-taxis*” to bio-locomotion. In particular, we explore both overdamped and inertial dynamics of a model synthetic self-propelled particle in the presence of constant global rotation, focusing on the particle’s ability to localize near a rotation center as a survival strategy. We find that in the overdamped regime, the swimmer is in general able to generate a self restoring active torque that enables it to remain on stable epicyclic-like trajectories. On the other hand, for underdamped motion with inertial effects, the intricate competition between self-propulsion, centrifugal and Coriolis forces, in conjunction with the rototactic torque leads to complex dynamical behavior which we reveal by numerical simulations. Our results are relevant for a wide range of setups, from vibrated granular matter on turntables to microorganisms or animals swimming near swirls or vortices.

I. INTRODUCTION

Microorganisms and artificial microswimmers alike [1–4], are highly capable of adapting their motion in response to gradients present in external stimuli. This inherent property of life, often collectively referred to as *taxis* [5], is not only extremely crucial to survival and the emergent evolutionary fitness of living species, but also underpins the complex dynamics of artificial self-propelled colloidal particles, that are showing increasing promise for a wide range of industrial applications [6].

Chemotaxis [7], as one of the most prominent and established forms of taxis, is the ability of an organism (or a particle) to steer its motion internally towards spatial regions of higher or lower concentration of one or more chemical species. More specifically, chemo-attraction signaling or positive chemotaxis, is the underlying drive of an organism towards higher chemical concentration and is thus often a favorable strategy to adopt in the presence of nutrients or fuel sources. On the other hand, chemo-repulsion (negative chemotaxis) is desired if the chemical species present are instead for instance, toxins. In addition to bio-locomotion, chemotaxis also plays an important role in the behavior of a large class of synthetic colloidal microswimmers [8–13], governing dynamical pattern formation in active many-body systems [9–11, 14, 15].

Tactic responses are also known for many other physical stimuli such as variation in the intensity of light (phototaxis) [16–26], external magnetic (magnetotaxis) [27–32] or gravitational field strengths (gravitaxis) [33–38], temperature (thermotaxis) [39–41], viscosity (viscotaxis) [42], orientation of the solvent flow field (rheotaxis) [43–45] and even topographical gradients that may be present in distorted solids or environments (topotaxis) [46–49].

In this spirit, we consider a form of taxis where the external stimulus takes the form of a *gradient in the local kinetic energy*. This form of taxis has several advantages as a survival strategy in a rotating environment. Firstly, a propensity for the positive gradient which we term positive *rototaxis*, corresponding to the drive towards a region where solvent flow

is large, would be an ideal strategy for enhanced transport in situations where an organism seeks to escape from death or destruction in vortex environments such as whirlpools and maelstroms, or where it is attempting to chase down a prey [50]. Conversely, negative rototaxis results in the localization of dynamical trajectories in the vicinity of rotation centers and would thus be largely favorable for remaining near static food sources, maintaining proximity to swarm centers [51], or simply energy conservation by not swimming against the flow in low vorticity scenarios. In this context, we note that ideal rototaxis occurs when the swim orientation perfectly aligns along the gradient of kinetic energy $\nabla u^2(\vec{r})$. This should be contrasted to ordinary rheotaxis [43–45] where the alignment is along the flow direction $\vec{u}(\vec{r})$ itself.

However, despite its clear survival advantages as a taxis strategy, generating negative rototaxis is a considerably difficult task for microswimmers. This is due to the centrifugal force in the rotating frame of the system that tends to expel the particle or organism away from its rotation center. In this work, we introduce a model 2D microswimmer capable of generating a tunable active torque that sustains both negative and positive rototaxis by simply altering its initial swim orientation with respect to its position in the flow field. This is made possible in the presence of *inertia* that is increasingly being recognized to play a pivotal role in the dynamics of microswimmers [52–56].

The paper is organized as follows. In section II, we model the basic physics and equations of motion for an active microswimmer in a rotating, noise-free environment. We then solve these equations in the overdamped regime in section III and argue that negative rototaxis is always recovered in the overdamped limit in the presence of any arbitrarily small but finite noise. Within a linear stability analysis, we show that this results in stable epicyclic-like trajectories and rosettes in both the rest and rotating frames of real space. We then numerically solve the non-linear inertial problem in section IV to reveal the existence of both positive and negative rototactic phases that is intricately dependent on initial conditions. In addition, we also find a further differentiation in the negative rototactic phase; the emergence of circular periodic limit cy-

cles in addition to the existing epicyclic and rosette solutions found in the overdamped limit by examining the linear stability of a circular ansatz. Lastly in sections V and VI, we discuss the implications of our work especially in context of survival strategies and recent experimental work in bacterial dynamics under shear flow and draw our conclusions of roto-taxis as a general guiding principle of survival for biological microswimmers in rotating environments.

II. MODEL

We begin by considering a single particle consisting of two beads that are point masses, m_1 and m_2 (i.e the total mass of the particle is $m = m_1 + m_2$) at positions \vec{r}_1 and \vec{r}_2 connected by a light inextensible rod of length $l \equiv \|\vec{r}_1 - \vec{r}_2\|$. The particle is confined to a 2D plane and is acting under a global rotation of angular frequency $\vec{\omega}$ about some fixed origin in the plane.

This minimal bead model is designed to capture the essential features of a large class of rod-shaped axial propelled bacteria such as well-studied model organisms *Escherichia coli* and *Bacillus subtilis* [57], while still allowing for modular generalizations by attachment or removal of additional beads or structures for more complex geometries and swim orientation. Moreover, we note that synthetic experimental realizations of such bead models [58–63] in the overdamped limit has also recently been achieved [64].

Activity is introduced to the model microswimmer by a persistent self propulsion velocity $v_0 \hat{n}$ projecting from the center of mass \vec{R} in a direction along the long axis of the particle towards \vec{r}_2 , where $\hat{n} \equiv (\vec{r}_2 - \vec{r}_1)/l = [\cos \phi, \sin \phi]^T$ and $\phi(t)$ is the swim orientation phase angle, defined with respect to the rest frame of the system from some positive x-axis.

Frictional effects arising from translational (γ) and rotational (γ_R) viscosities, are assumed to be acting on the center of mass \vec{R} and orientational ϕ degrees of freedom respectively, and is also assumed to be linearly proportional to the translational and angular velocities in the rotating frame respectively. This choice of definition for friction is identical to [65], and allows for the inextensible length l to be consistently defined.

Now, the centripetal force $F_i^c = -m_i r_i \omega^2$ experienced across the beads due to the global rotation results in a torque exerted on the rigid rod that is given by

$$\tau(t) = \sum_i^2 (\vec{R} - \vec{r}_i) \times (-\vec{r}_i m_i \omega^2) = -2\mu l \omega^2 (\hat{n} \times \vec{R}) \quad (1)$$

$$= -2\mu l \omega^2 R \sin(\theta - \phi) \quad (2)$$

where the center of mass, $\vec{R} = (m_1 \vec{r}_1 + m_2 \vec{r}_2)/m$ can be written as $\vec{r}_i + (l\mu/m_i)\hat{n}$ ($i = 1, 2$) such that $\mu = m_1 m_2 / (m_1 + m_2)$ is the *reduced mass* of the particle satisfying the condition $m/4 \geq \mu$. Note that here we have parameterized the center of mass \vec{R} in the polar coordinates where θ is the positional phase angle of R , (i.e $\vec{R} = R[\cos \theta \sin \theta]^T$) in the rest frame and is defined from the same axis that defines ϕ . See Fig. 1(a,b) for schematics of the model microswimmer in the rotating environment.

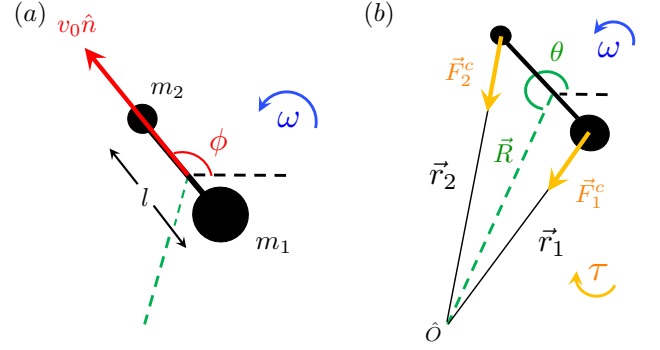


FIG. 1. Schematics of the rototactic microswimmer. (a) self propulsion (red) with swim orientation ϕ of an axial swimmer under a constant global rotation ω (blue) (b) Positional degrees of freedom R and θ defined with respect to the same axis as ϕ from the center of rotation \hat{O} . Torque (orange) generated from centripetal forces \vec{F}_i^c that may in general be opposing the global rotation ω .

Here we remark that a torque $\mathcal{T} \sim R \sin(\theta - \phi)$ that plays the same essential role as τ in orientating the swimmer towards the rotation center \hat{O} , can also be realized by placing a light source at the rotation center for phototactic particles [16–26] or by placing a pole of a magnetic field at \hat{O} for magnetotactic swimmers [27–32].

It then follows, that the translational and rotational equations of motion (in the rest frame) are written as

$$m\ddot{\vec{R}} + \gamma(\dot{\vec{R}} - \vec{\omega} \times \vec{R}) = \gamma v_0 \hat{n} + \vec{f}(t) \quad (3)$$

$$J\ddot{\phi} + \gamma_R(\dot{\phi} - \omega) = M + \tau(t) + g(t) \quad (4)$$

where $J = \mu l^2$ is the moment of inertia of the dumbbell-like particle and $\tau(t)$ is the torque generated by the global rotation $\vec{\omega}$ on the extended particle given by equation (2). For full generality and completeness, we also include contributions from fluctuating forces $\vec{f}(t)$ and torques $\vec{g}(t)$ from the solvent that are typically modelled as Gaussian white noise acting on \vec{R} and ϕ respectively [3], as well as provision for an internal torque M that allows for the modelling of circle swimmers [66]. However for simplicity, $f(t)$, $g(t)$ and M are all assumed to be zero hereinafter in our model of rototaxis.

III. OVERDAMPED DYNAMICS

In this section, we consider overdamped dynamics of the rototactic particle by neglecting inertial terms ($J\ddot{\phi} = 0$ and $m\ddot{\vec{R}} = 0$) and any internal torque ($M = 0$) in the noise-free limit ($\vec{f}(t) = \vec{g}(t) = 0$) of the rest frame eqs. (3) and (4):

$$\dot{\vec{R}} = v_0 \hat{n} + \vec{\omega} \times \vec{R} \quad (5)$$

$$\dot{\phi} = -2\mu l \omega^2 R \sin(\theta - \phi) / \gamma_R + \omega \quad (6)$$

These equations include the crucial presence of a time dependent torque $\tau(t)$ that consistently vanishes in the limit of $l \rightarrow 0$.

and directly corresponds to the limit of strong activity where $v_0 \gg l\omega$ (see Appendix A).

We note that in the absence of rotation $\vec{\omega}$, the overdamped limit of this model has recently been investigated for a mathematically equivalent phototactic torque \mathcal{T} in a system of phototactically driven Janus particles and found experimentally to result in non-trivial trochoidal trajectories [26], which we subsequently also recover in this section. On the other hand, the zero-torque limit of this model has been studied in [65].

Now, the radial and angular components of (eq. (5)) explicitly reads

$$\dot{R} = v_0 \cos(\theta - \phi) \quad (7)$$

$$\dot{\theta} = \omega - v_0 \sin(\theta - \phi)/R \quad (8)$$

By introducing the parameter $\kappa_0 \equiv 2\mu l\omega^2/\gamma_R$ and a variable corresponding to the angular difference between positional and orientational phases

$$\alpha \equiv \theta - \phi \quad (9)$$

(5) and (6) reduces to a system consisting of only two degrees of freedom in α and R .

$$\dot{R} = v_0 \cos \alpha \quad (10)$$

$$\dot{\alpha} = \left(\kappa_0 R - \frac{v_0}{R} \right) \sin \alpha \quad (11)$$

which in turn, is equivalent to a single separable first order differential equation that upon solving yields the following transcendental equation.

$$\frac{R \sin \alpha}{R_{int} \sin \alpha_{int}} = \exp \left(\frac{\kappa_0 (R^2 - R_{int}^2)}{2v_0} \right) \quad (12)$$

where R_{int} and α_{int} denotes initial conditions of R and α at time $t = 0$ respectively.

This system of equations involving α has two fixed points $(R_o^*, \alpha_{o,\pm}^*) = (\sqrt{v_0/\kappa_0}, \pm\pi/2)$ corresponding to closed circular trajectories in the $R-\theta$ plane, and can also be seen as the set of solutions where $\dot{\theta} = \dot{\phi}$ in eqs. (7) and (8), for which $\dot{R} = 0$ can only be satisfied at a critical radial distance R_o^* .

A linear perturbative expansion of (10) and (11) to first order in $\delta\alpha$ and δR about these fixed points yields

$$\begin{pmatrix} \delta\dot{R} \\ \delta\dot{\alpha} \end{pmatrix} = \begin{pmatrix} 0 & \mp 1 \\ \pm 2\kappa_0 & 0 \end{pmatrix} \begin{pmatrix} \delta R \\ \delta\alpha \end{pmatrix} \quad (13)$$

of which upon diagonalization leads to the purely imaginary eigenvalue pair $\lambda_{o,\pm} = \pm \sqrt{2\kappa_0}i$ with corresponding eigenvectors $\vec{x}_{o,\pm} = \frac{1}{\sqrt{2\kappa_0+1}}(\pm i\delta R + \sqrt{2\kappa_0}\delta\alpha)$, indicating that the fixed points are *marginally stable*, and that trajectories close to the fixed points are on center manifolds, and would thus be non-circular closed orbits in the $R-\theta$ plane.

In fact, an examination of the dynamical flows in phase space (see Fig. (2)) indicates that all initial conditions where $\alpha_{int} \neq \pm\pi/2$ result in confined trajectories where the asymptotic value of R is neither infinity nor zero. This can be seen by noticing that no initial condition other than $\alpha_{int} = \pm\pi/2$ can

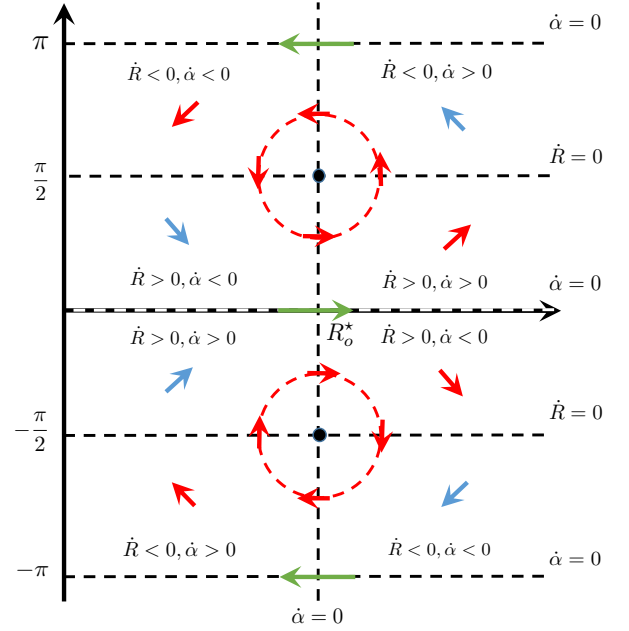


FIG. 2. Phase space of the overdamped system in $R-\alpha$ plane. Green arrows represent regions of phase space where trajectories are unstable ($R \rightarrow 0$ or $R \rightarrow \infty$), red arrows represent confined stable trajectories, while blue arrows indicate regions where the stability properties are indeterminate from simply analyzing the time derivatives.

satisfy the transcendental solution (12) for $\alpha = \pm\pi/2$. Similarly $a_{int} = 0$ or $\pm\pi$ are the only allowed initial conditions for $R = 0$.

In other words, no trajectories from the regions of phase space for which the subsequent dynamics is indeterminate, indicated by the blue arrows will ever flow into the divergent subspace denoted by the green arrows in Fig. 2. Thus, while points in phase space where $\alpha = n\pi/2$ results in non-confined trajectories, these form isolated subspaces (only on a line) in phase space that are not accessible from other domains. This also implies that the sign of α and the rototactic active torque is preserved throughout the entire time evolution in overdamped dynamics of this model.

It then follows that the overdamped active swimmer will always exhibit negative rototaxis in real physical systems where noise is inevitably present, since any finite perturbation away from the unstable line domains ($\alpha = n\pi$), results in stable localized solutions. Note that this argument is based solely on the dynamical flows and is entirely general in that it is made independent of any linear approximation and is thus valid for arbitrarily far regions in phase space away from the fixed points.

Furthermore, we also note that the ideal rheotactic solution where the swim orientation is perfectly aligned with the local flow, corresponds in our picture, to an ideal negative rototaxis given by the fixed point solutions $(R_o^*, \alpha_{o,\pm}^*)$. On the contrary, ideal positive rototaxis occurs for the unstable line domains $\alpha = \pm\pi$, where swim orientation is always orthogonal to the direction of local flow, for which there is no equivalent coun-

terpart in the rheotactic perspective. As such, rototaxis can be seen as a generalization of rheotactic principles.

In the remainder of this section, we focus our attention on the dynamical behavior of the linear response regime in the neighborhood of the fixed points. Explicitly the general solution of the linearized system for some initial conditions $\delta\alpha_0$ and δR_0 in the neighborhood of R_o^* and $\alpha_{o,\pm}^*$ is given by:

$$\begin{pmatrix} \delta R \\ \delta \alpha \end{pmatrix} = \frac{1}{\sqrt{2\kappa_0 + 1}} \left(A_+ e^{\sqrt{2\kappa_0}it} \begin{pmatrix} i \\ \sqrt{2\kappa_0} \end{pmatrix} + A_- e^{-\sqrt{2\kappa_0}it} \begin{pmatrix} -i \\ \sqrt{2\kappa_0} \end{pmatrix} \right) \quad (14)$$

where the coefficients satisfy:

$$A_{\pm} = \frac{\sqrt{2\kappa_0 + 1}}{2} \left(\frac{1}{\sqrt{2\kappa_0}} \delta\alpha_0 \mp i\delta R_0 \right) \quad (15)$$

Note that $A_+ = A_-$ and $A_+ = -A_-$ in the special cases where, $\delta R_0 = 0$ and $\delta\alpha_0 = 0$ respectively. Now, by representing the complex coefficients in polar form as $A_{\pm} = r_A e^{\pm i\xi}$, we obtain an analytical expression for the dynamical trajectories of the active microswimmer in the linear regime.

$$\begin{pmatrix} \delta R \\ \delta \alpha \end{pmatrix} = \delta \tilde{R}_{max} \begin{pmatrix} -\sin(\xi + \sqrt{2\kappa_0}t) \\ \sqrt{2\kappa_0} \cos(\xi + \sqrt{2\kappa_0}t) \end{pmatrix} \quad (16)$$

where $\xi = \tan^{-1} \sqrt{2\kappa_0} \delta R_0 / \delta\alpha_0$ and

$$\delta \tilde{R}_{max} = \sqrt{\frac{\delta\alpha_0^2}{2\kappa_0} + \delta R_0^2} \quad (17)$$

This expression corresponds geometrically to ellipses centered about (R_o^*, α_o^*) in the α - R plane, with semi-major and minor axes given by $\delta \tilde{R}_{max}$ and $\sqrt{2\kappa_0} \delta \tilde{R}_{max}$ respectively.

In real space, the trajectories of $\vec{R}(t)$ for dynamics near the fixed points are thus epicyclic in nature characterized by the global rotation frequency ω and the epicyclic frequency $\Omega_{\xi} = \sqrt{2\kappa_0} + \xi$ about the circular solution R_o^* .

The geometrical intuition of this trajectory can be understood as the trace of a particle on an elliptical orbit around a point that itself is rotating about the global rotation center \hat{O} in a circular fashion. This is analogous to the trace of our moon in the rest frame of the sun. Given this geometrical interpretation, $\delta \tilde{R}_{max}$ also represents the maximum deviation in distance of a particle away from $(R_o^*, \alpha_{o,\pm}^*)$ at any point along the trajectory, thus explaining the choice of notation we have adopted.

Direct numerical integration of the equation of motions eqs. (5) and (6) also suggest that solutions are in general, closed epicyclic periodic orbits, for non-vanishing torque $\tau(t)$ resulting in rosette-like patterns in both rest and rotating frames of the system. We show representative plots of the trajectories and time evolution of relevant quantities for a specific example with initial conditions $R_{int} = 5$, $\theta_{int} = \pi/4$, $\phi_{int} = 0$ (i.e. $\alpha_{int} = \pi/4$) [67] (see Fig.3).

Lastly, we also note that while the solutions obtained for the linearized system is only valid strictly in close vicinity of (R_o^*, α_o^*) , we find numerically that our results are robust even for points far away from the fixed point in phase space (see

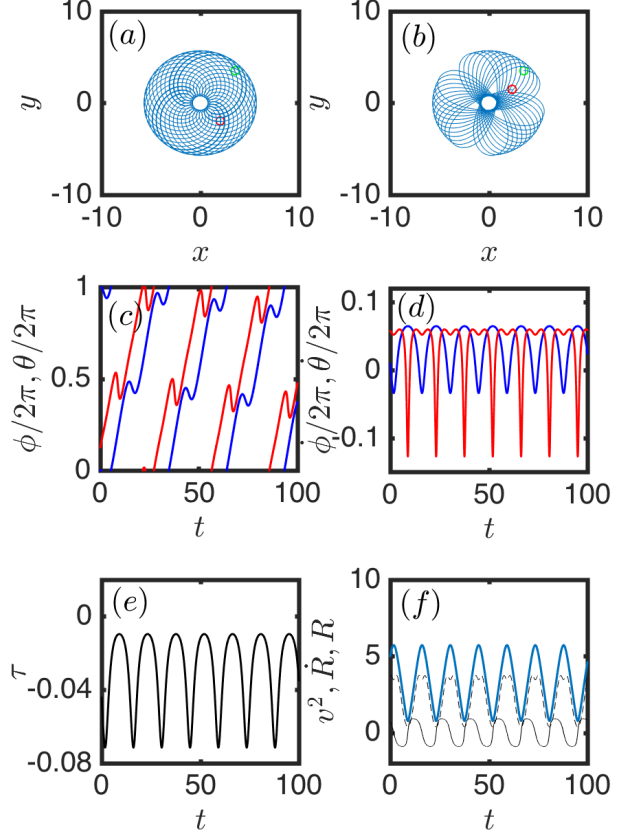


FIG. 3. Overdamped dynamics of rototactic active microswimmer. Rosette and epicyclic dynamical trajectories in the (a) rest and (b) rotating frames in real space. Green and red open circles indicate the initial and final positions of the swimmer in this particular simulation. (c) Orientational ϕ (blue) and positional θ (red) phase and (d) their respective phases velocities. (d) Rototactic torque induced. (e) Rate of change of the radial position \dot{R} (black-solid line), kinetic energy v^2 (black-dashed line), and radial distance R from rotation center (blue line). ω^{-1} , l and $\mu l \omega^2$ are units of time, length and force respectively.

Appendix B), indicating that the overdamped dynamics of the model rototactic swimmer exhibits negative rototaxis, and in general trace out localized epicyclic like trajectories.

IV. INERTIAL DYNAMICS

In this section we extend our introduction of rototaxis to the general problem where inertia plays a significant role. While existing studies of active matter have predominantly been focused on overdamped systems [2, 3] owing to the typical flow regime where a majority of microswimmers reside, there has been recent interest in understanding the role of inertia [54]. Most notably, experimental work on macroscopic synthetic self-propelled particles are found to exhibit a non-trivial in-

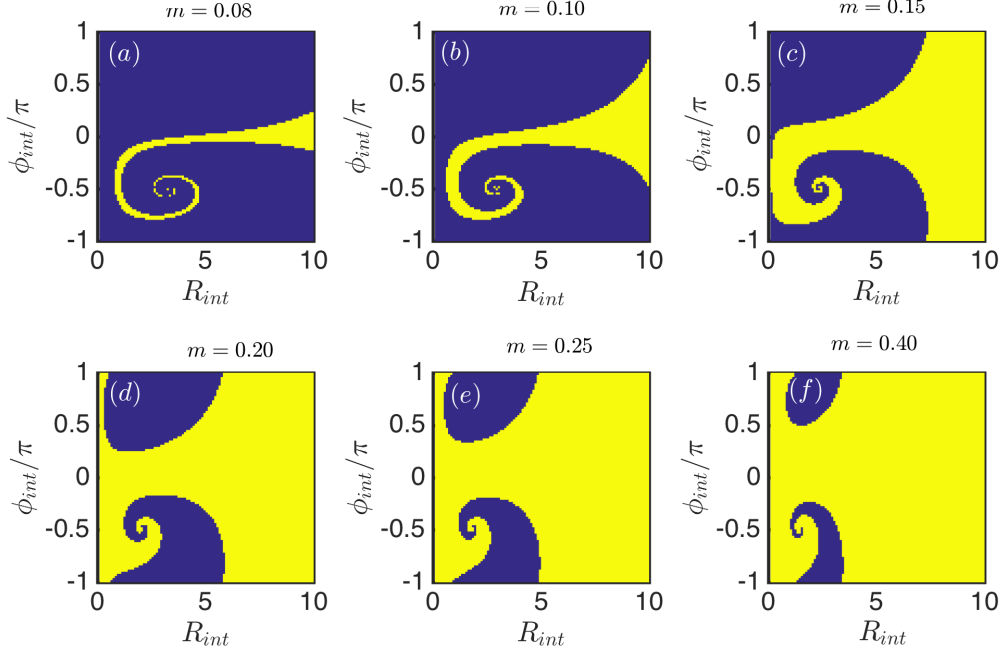


FIG. 4. Phase diagram for the inertial dynamics of rototactic particles consisting of symmetrically sized beads of total mass m [(a) 0.08 (b) 0.10 (c) 0.15 (d) 0.20 (e) 0.25 (f) 0.40] for $\gamma_R = 0.2$, $\gamma = 0.5$ and $\mu = m/4$. Domains of negative (blue) and positive (yellow) rototaxis corresponding respectively to confined and divergent dynamical trajectories, form complex non-linear patterns over the range of initial conditions $-\pi < \phi_{int} < \pi$ and $0 < R_{int} < 10$.

ertial delay between its orientation and swim direction that can significantly affect dynamical properties of its steady state [52]. In addition, inertial effects can also be emergent from unconventional couplings between rotational and translational degrees of freedom [53], or a consequence of the finite speed at which information can propagate in systems that exhibit collective motion [56].

Hence, to this end of elucidating the role of inertia in rototaxis, we numerically investigate eqs. (3) and (4), under the same simplifying assumptions of $f(t) = 0$, $g(t) = 0$ and $M = 0$ for a range of physical parameters and initial conditions. In context of rototaxis, we are primarily interested in the $t \rightarrow \infty$ behavior of the dynamics and in particular, its localization properties about its rotation center. Thus, the natural dynamical quantity of interest is the long time or steady state behavior of the radial position along its trajectory $R_{t \rightarrow \infty}$, for which we characterize numerically simply by $R(t = T)$ for some finite simulation time T . Moreover, the difference in polynomial and exponential dependence of $R(T)$ on T in scenarios of negative and positive rototaxis respectively, leads to high numerical sensitivity and robustness that unambiguously distinct the two rototactic phases even for relatively short timescales T .

Now, without any loss of generality, we also assume that the particle is initially positioned along the positive x-axis such that $\theta_{int} = 0$, and probe the initial condition space along the orientational phase ϕ_{int} and radial distance R_{int} . For simplicity, we also adopt a convention where γv_0 , l and ω^{-1} are used respectively as units of force, length and time.

In Fig. 4 we simulate [68] rototactic particles consisting of beads with equal masses (i.e $\mu = m/4$) at various values of the

combined mass m at viscosity values of $\gamma_R = 0.2$ and $\gamma = 0.5$ and employ an effective cut-off to the radial distance at time T to distinguish domains of initial condition space where the dynamics exhibit negative (blue) or positive (yellow) rototaxis. We see that, unlike the overdamped regime, inertial dynamics of the rototactic particle is far more complex and crucially, capable of supporting sizeable two-dimensional domains of positive rototaxis in phase space that are robust to fluctuations in initial conditions unlike the one dimensional lines in the overdamped scenario.

Moreover, we see from the complex tomography of the phase space across cross-sectional values of m results in the formation of highly non-trivial patterns in the arrangement of these domains, that lead to the existence of both closed finite, and infinite spiral domain walls, that could even appear simultaneously for a single value of m . This represents a high level of non-linearity and initial condition dependence of the dynamics. Here we also note that the limit of $m \rightarrow 0$ corresponds to the overdamped dynamics considered in section III, and indeed, we see that the domain size of the negative rototactic phase increases with decreasing m , and the presence of an asymmetry in the occurrence of negative rototaxis that favors smaller R_{int} and $\phi_{int} > 0$, as we would expect given the result in [65] and the positively defined global rotation.

Even more surprisingly, a closer examination of the numerical trajectories reveal that in addition to the epicyclic or rosette like trajectories also found in the overdamped scenario, there exists circular orbits (about the global rotational center) in the steady state that correspond to stable non-linear limit cycles [69], which we show examples of in Fig. 5(c,d).

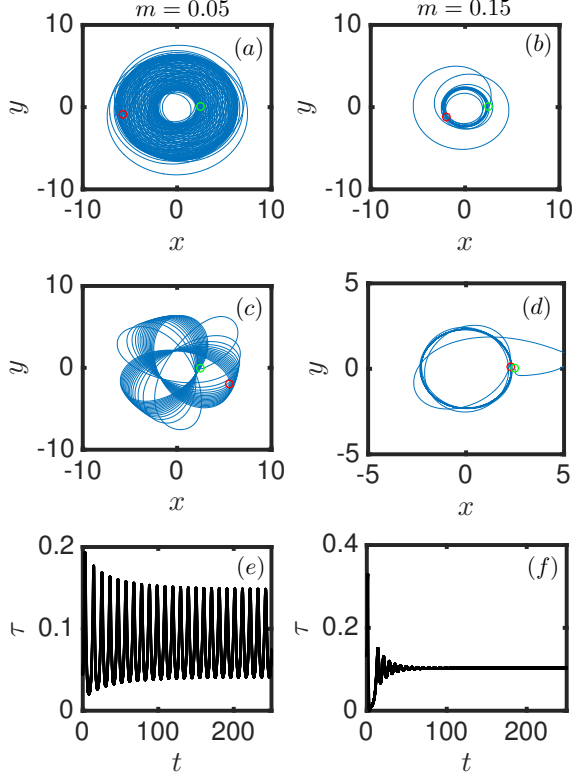


FIG. 5. Dynamical behavior of inertial systems for particles of different masses (a,c,e) $m = 0.05$ and (b,d,f) $m = 0.15$, for otherwise identical system parameters ($\gamma = 0.5, \gamma_R = 0.25$) and initial conditions ($\theta_{int} = 0, \phi_{int} = \pi/4, R_{int} = 2.5$). Epicyclic orbits in the (a) rest and (c) rotating frame reminiscent of overdamped dynamics induced by a (e) periodic oscillating torque. and (b) Emergent non-linear circular stable limit cycles in the (b) rest and (d) rotating frames resulting from a (f) constant torque due to phase locking. Green and red open circles represent the initial and final positions of the particle along its trajectory.

These near circular steady state orbits in the rest frame, originate from a rapid damping of oscillations in τ Fig. 5(f), such that the steady state torque is a constant, corresponding to configurations where the orientational θ and positional ϕ angles are phase locked, since $\tau \sim \sin \alpha$ [2]. This represents a self driven dynamical evolution towards *phase synchronization*, that is often found to be emergent in various biophysical models [70–72], and is not a solution to the overdamped equations of motion eqs. (4) and (5).

In fact, notice that this emergent constant value of τ in the steady state plays the exact role of an internal torque M that is often placed by hand in various models of circle swimmers that we have thus far neglected, for which the circular orbit is a known solution to the inertial dynamics under a global ro-

tation [65]. It thus follows that the transition between overdamped epicyclic trajectories to circular limit cycles could well be understood as the onset of some linear instability of the circle solution itself.

To explore this idea in more detail, we write down the equations of motion eq. (3) in polar form [73]

$$m \left[(\ddot{R} - R\dot{\theta}^2)\hat{e}_R + (2\dot{R}\dot{\theta} + R\ddot{\theta})\hat{e}_\theta \right] + \gamma \left[R\dot{\theta}\hat{e}_\theta + \dot{R}\hat{e}_R \right] - \gamma\omega R\hat{e}_\theta = \gamma v_0 \cos(\theta - \phi)\hat{e}_R - \gamma v_0 \sin(\theta - \phi)\hat{e}_\theta \quad (18)$$

$$\mu l^2 \ddot{\phi} + \gamma_R (\dot{\phi} - \omega) = -2\mu l \omega^2 R \sin(\theta - \phi) \quad (19)$$

and assume that the limit cycle (circle of radius R_0 about the center of rotation) to be a stationary solution i.e. $\dot{R}_0 = \dot{\theta}_0 = 0$ and $\ddot{\theta}_0 = 0$ to the polar equations of motion eqs. (18) and (19) satisfied by $R(t) = R_0$, $\dot{\theta}_0 = \dot{\phi}_0 = \omega_0$ and $\theta_0 - \phi_0 \equiv \Delta$ for some steady state frequency ω_0 and constant phase difference Δ .

Substitution of this circle solution to eq. (18) yields

$$-mR_0\omega_0^2 = \gamma v_0 \cos \Delta \quad (20)$$

$$\gamma R_0(\omega_0 - \omega) = -\gamma v_0 \sin \Delta \quad (21)$$

and an expression for the radius of the limit cycle

$$R_0 = \frac{\gamma v_0}{\sqrt{m^2 \omega_0^4 + \gamma^2 (\omega - \omega_0)^2}} \equiv b \quad (22)$$

Note that these equations imply that the periodic circular trajectory is *not* a solution to the equations of motion in the absence of activity (because the terms $\cos \Delta$ and $\sin \Delta$ vanishes for $v_0 = 0$, such that there is in general no permissible non-zero value of R_0), and thus the dynamics discussed here cannot be achieved by a passive rotor.

For a system where the actual dynamics is indeed that of the circular limit cycle where τ approaches a non-zero constant, the radial position $R_{t=T}$ for a sufficiently large T would be exactly equal to the radius b , such that $R_{t=T}/b = 1$. However as $m \rightarrow 0$, the system becomes increasingly overdamped, such that at some point the circle solution becomes unstable ($R_{t=T}/b \neq 1$) although trajectories remain localized. We see this in effect in Fig. 6(a), where $R_{t=T}/b$ is strictly one at intermediate values of m but discontinuously becomes pseudo-random at some smaller value of m , indicating the presence of an instability transition at some $m = m^*$.

To understand the stability properties of the circle solution at the point of transition, we now numerically find the eigenmodes of a linearized system [23] as $m \rightarrow 0$ keeping all other parameters and initial conditions constant. Specifically, we consider a (linear) perturbation ($\vec{R} = \vec{R}_0 + \delta\vec{R}$ and $\phi = \phi_0 + \delta\phi$) to this stationary solution, retaining only contributions to lowest order in $\delta\vec{R}$ and $\delta\phi$. This results in a linearized system of equations in our chosen units of force, length and time (i.e $\gamma v_0 = l = \omega^{-1} = 1$), that can be written as

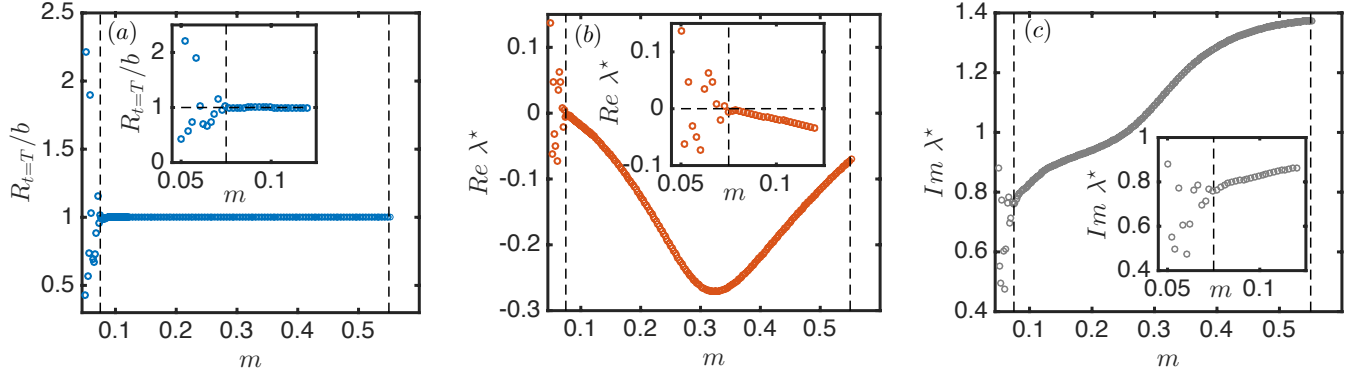


FIG. 6. (a) Ratio of the radial position $R_{t=T}$ at time T to the radius of the circular ansatz b as a function of particle mass m . (b) Real and (c) imaginary parts of the eigenvalue λ^* . Insets show magnified plots near the instability transition of the respective quantities.

$$\begin{pmatrix} \delta \ddot{R} \\ \delta \ddot{\theta} \\ \delta \ddot{\phi} \end{pmatrix} = \begin{pmatrix} -\gamma/m & 2R_0\omega_0 & 0 \\ -2\omega_0/R_0 & -\gamma/m & 0 \\ 0 & 0 & -\gamma_R/\mu \end{pmatrix} \begin{pmatrix} \delta \dot{R} \\ \delta \dot{\theta} \\ \delta \dot{\phi} \end{pmatrix} + \begin{pmatrix} \omega_0^2 & -\sin \Delta/m & \sin \Delta/m \\ -\gamma(\omega_0 - 1)/mR_0 & -\cos \Delta/mR_0 & \cos \Delta/mR_0 \\ -2 \sin \Delta & -2R_0 \cos \Delta & 2R_0 \cos \Delta \end{pmatrix} \begin{pmatrix} \delta R \\ \delta \theta \\ \delta \phi \end{pmatrix} \quad (23)$$

Upon obtaining the eigenmodes by diagonalizing [23] numerically, we plot in Fig. 6(b,c) the real and imaginary parts of the eigenvalue with the largest real part, which we denote as λ^* , excluding the zero mode $\lambda_0 = 0$ with eigenvector $\frac{1}{\sqrt{2}}(\delta\theta + \delta\phi)$. In particular from Fig. 6(b), we see that the behavior of the eigenmodes is such that

$$\lim_{m \rightarrow m^*} Re \lambda^* = 0^- \quad (24)$$

indicating that the fixed point solution of a periodic circular limit cycle becomes unstable at the transition point m^* , coinciding with the same point where $R_{t=T}/b$ becomes pseudo random in Fig. 6(a). As such, the transition from overdamped epicyclic like trajectories to stable circular limit cycles is a linear instability transition. While not the focus of our current discussion, we note that our linear instability analysis also correctly identifies the instability transition to the positive rototactic phase, by exhibiting similar discontinuities in the ratio of $R_{t=T}/b$ and $Re \lambda^*$ at a larger value of m in Fig. 6(a,b).

V. DISCUSSION

The localization and aggregation of bacteria in the formation of biofilms are known to be present around vortices in microfluidic vortical flows [74]. However, bacterial shaped (rod-like) particles are at the same time, found to exhibit a preference for alignment to the local flow orientation [75]. These may at first glance seemingly be phenomena at odds, but under the unifying framework of rototaxis can be understood as two different facets of a single survival strategy, of which one form is preferentially adopted under different circumstances.

Survival in a rotating environment thus involves strategies that facilitate the rapid adaptation and ease of exchange be-

tween two opposing dynamical modes of positive and negative rototaxis. In the previous section, we demonstrated the behavior of a model rototactic swimmer in inertial flow, and showed how inertia can play a role in supporting complex robust domains of both positive and negative rototaxis in phase or parameter space. However, in practice, the mere existence of these domains is in itself insufficient to guarantee the efficient transversal between the two rototactic modes, for it may be energetically unfavorable for the swimmer to re-orientate or position itself, or that it may simply be dynamically unfeasible to do so altogether.

Thus, it might be a generally dominant strategy for microswimmers to live near the domain walls between the positive and negative rototactic phases, since it would then have to consume far less additional active energy to switch in between the two existing rototactic modes. In this context, the highly complex spiral shaped domains in Fig. 4 becomes advantageous for microswimmers since it greatly increases the density of domain walls compared to the finitely bounded phase regions. Moreover, we note that the density of domain walls is maximal near the center of these intertwining spiraling domains, suggesting that the vicinity of these singularities in phase space may be the optimal region for survival in a rotating environment.

Furthermore, the rototactic principles gleaned from our model may be relevant beyond its current context of global rotations. Since the lowest order behavior of a rotation corresponds locally to shear flow, our results and understanding of rototaxis may be relevant to a wide range of microswimmer dynamics and behavior in experimentally relevant shear environments. In fact, it has been recently discovered that transport of bacteria can be heavily suppressed under linear shear [76] and even be confined to directional motion out of the shear-flow plane for an oscillatory drive [77]. Remarkably, it has also been shown, both experimentally and theoretically,

that localized cycloid-like periodic trajectories reminiscent to the rosette trajectories found in the negative rototactic phase of our model can also emerge from Poiseuille flow [78, 79], suggesting that results presented for the global rotation may indeed be relevant to various shear environments beyond linear flow. These phenomena may even prove to provide evolutionary advantages to the bacteria [80]. This connection to shear flow remains to be carefully examined.

As such, it would be interesting to consider rototaxis in scenarios involving more complex rotational flows with differential vorticity, alternative particle geometries [57, 81, 82] and their possible time dependent adaptations, and many body effects in the presence of repulsive and alignment interactions[83, 84].

VI. CONCLUSION

In this work, we introduce the idea of rototaxis as a new form of taxis for active particles in rotating environments. We present a model microswimmer capable of generating an active torque that sustains negative rototaxis, epicyclic-like dynamical trajectories localized near its rotation center in the overdamped limit. This minimal bead model is designed to capture essential dynamics of rod-like axial propelled bacte-

ria, but can also easily be extended modularly to more complex geometries and different swim orientations of biological or synthetic swimmers.

In presence of inertia, the negative rototactic phase sustains an additional solution that takes the form of stable circular limit cycles that undergoes a linear instability transition that recovers the rosette trajectories in the overdamped limit. More importantly, inertia also allows for initial conditions where positive rototaxis can occur, where the particle exponentially escapes the rotation center.

These two rototactic phases occupy highly complex regions in phase and parameter space that dramatically increases the density of domain walls in phase space. Living near these domain walls could facilitate the switching in behavior across the two rototactic modes, and may thus prove to be the underlying principle behind viable survival strategies for biological microswimmers in rotating environments.

ACKNOWLEDGMENTS

We thank B. Liebchen and C. Scholz for insightful discussions, and B. Liebchen for suggesting the term “rototaxis”. H.L. is supported by the German Research Foundation DFG (project LO 418/23-1).

-
- [1] O. Dauchot, H. Löwen J. Chem. Phys. **151**, 114901 (2019)
 - [2] J. Elgeti, R. G. Winkler, G. Gompper, Rep. Prog. Phys. **78**, 56601 (2015).
 - [3] C. Bechinger, R. Di Leonardo, H. Löwen, C. Reichhardt, G. Volpe, G. Volpe, Rev. Mod. Phys. **88**, 045006 (2016).
 - [4] M. C. Marchetti, J. F. Joanny, S. Ramaswamy, T. B. Liverpool, J. Prost, M. Rao, R. A. Simha, Rev. Mod. Phys. **85**, 1143 (2013).
 - [5] D. B. Dusenbery, *Living At Micro Scale*, Harvard University Press, Cambridge (2009)
 - [6] S. J. Ebbens, Curr. Opin. Colloid Interface Sci. **21**, 1423. (2016)
 - [7] M. Eisenbach, *Chemotaxis*, Imperial College Press, London (2004).
 - [8] Y. Hong, N.M. Blackman, N.D. Kopp, A. Sen, D. Velegol, Phys. Rev. Lett. **99**, 178103 (2007).
 - [9] O. Pohl, H. Stark, Phys. Rev. Lett. **112**, 238303 (2014).
 - [10] S. Saha, R. Golestanian, S. Ramaswamy, Phys. Rev. E **89**, 062316 (2014).
 - [11] B. Liebchen, D. Marenduzzo, I. Pagonabarraga, M. E. Cates, Phys. Rev. Lett. **115**, 258301 (2015).
 - [12] B. Liebchen, M.E. Cates, D. Marenduzzo, Soft Matter **12**, 7259 (2016).
 - [13] P. Illien, R. Golestanian, A. Sen, Chem. Soc. Rev. **46**, 5508 (2017).
 - [14] S. Henkes, M. C. Marchetti, R. Sknepnek Phys. Rev. E **97**, 042605 (2018).
 - [15] M. Paoluzzi, M. Leoni, M. C. Marchetti, Phys. Rev. E **98**, 052603 (2018).
 - [16] G. Jékely, J. Colombelli, H. Hausen, K. Guy, E. Stelzer, F. Nèdélec, D. Arendt, Nature **456**, 395399 (2008).
 - [17] R. R. Bennett, R. Golestanian, J. Royal Soc. Interface **12**, 20141164 (2015).
 - [18] A. Giometto, F. Altermatt, A. Maritan, R. Stocker, A. Rinaldo, Proc. Natl Acad. Sci. USA **112**, 7045 (2015).
 - [19] C. Lozano, B. ten Hagen, H. Löwen, C. Bechinger, Nat. Commun. **7**, 12828 (2016).
 - [20] B. Dai, J. Wang, Z. Xiong, X. Zhan, W. Dai, C.-C. Li, S.P. Feng, J. Tang Nat. Nanotec. **11**, 1087 (2016).
 - [21] X. Garcia, S. Rafai, P. Peyla, Phys. Rev. Lett. **110**, 138106 (2013).
 - [22] C. Lozano, C. Bechinger, Nat. Commun. **10**, 2495 (2019).
 - [23] C. Lozano, B. Liebchen, B. ten Hagen, C. Bechinger, H. Löwen, Soft Matter **15**, 5185 (2019).
 - [24] S. Palagi, D. P. Singh, P. Fischer, **7**, 1900370 (2019).
 - [25] W. Li, X. R. Wu, H. Qin, Z. Q. Zhao, H. W. Liu, Adv. Funct. Mater. **26**, 3164 (2016).
 - [26] H. Moyses, J. Palacci, S. Sacanna, D. G. Grier, Soft Matter **12**, 6357 (2016).
 - [27] S. Klumpp, D. Faivre, Eur. Phys. J. **225**, 2173 (2016).
 - [28] J.-F. Rupprecht, N. Waisbord, C. Ybert, C. Cottin-Bizonne, L. Bocquet, Phys. Rev. Lett. **116**, 168101 (2016).
 - [29] N. Waisbord, C.T. Lefèvre, L. Bocquet, C. Ybert, C. Cottin-Bizonne, Phys. Rev. Fluids, **1**, 053203 (2016).
 - [30] M. A. Fernandez-Rodriguez, F. Grillo, L. Alvarez, M. Rathlef, I. Buttinoni, G. Volpe, L. Isa, arXiv:1911.02291.
 - [31] B. Vincenti, G. Ramos, M. L. Cordero, C. Douarche, R. Soto, E. Clement, Nat. Commun. **10**, 5082 (2019).
 - [32] A. R. Sprenger, M. A. Fernandez-Rodriguez, L. Alvarez, L. Isa, R. Wittkowski, H. Löwen, arxiv:1911.09524.
 - [33] P.R. Richter, M. Schuster, M. Lebert, C. Streb, D.-P. Haeder Adv. Space Res. **39**, 1218 (2007).
 - [34] A.M. Roberts, J. Exp. Biol. **213**, 4158 (2010).
 - [35] B. ten Hagen, F. Kümmel, R. Wittkowski, D. Takagi, H. Löwen, C. Bechinger, Nat. Commun. **5**, 4829 (2014).

- [36] A.I. Campbell, S. J. Ebbens, Langmuir, **29**, 14066 (2013).
- [37] A.I. Campbell, R. Wittkowski, B. ten Hagen, H. Löwen, S. J. Ebbens, J. Chem. Phys. **147**, 084905 (2017).
- [38] K. Woff, A. M. Hahn, H. Stark, Eur. Phys. J. E **36**, 43 (2013).
- [39] A. Bahat, I. Tur-Kaspa, A. Gakamsky, L.C. Giojalas, H. Breitbart, M. Eisenbach, Nat. Med. **9**, 149 (2003).
- [40] Y. Li, Y. Zhao, X. Huang, X. Lin, Y. Guo, D. Wang, C. Li, Chaojun D. Wang, PLOS ONE **8**, e77779 (2013).
- [41] A. P. Bregulla, F. Cichos, *Optical Trapping and Optical Micro-manipulation XIII*, ed. by K. Dholakia, G. C. Spalding (2016).
- [42] B. Liebchen, P. Monderkamp, B. ten Hagen, H. Löwen, Phys. Rev. Lett. **120**, 208002 (2018).
- [43] H. C. Fu, T. R. Powers, R. Stocker, Proc. Natl Acad. Sci. USA **109**, 4780 (2012).
- [44] A. Mathijssen, N. Figueroa-Morales, G. Junot, E. Clement, A. Lindner, A. Zöttl, Nat. Commun. **20**, 3434 (2019).
- [45] Q. Brosseau, F. B. Usabiaga, E. Lushi, Y. Wu, L. Ristroph, J. Zhang, M. Ward, M. J. Shelley, Phys. Rev. Lett. **123**, 178004 (2019)
- [46] J. Park, D.-H. Kim, H.-N. Kim, C.J. Wang, M. K. Kwak, E. Hur, K.-Y. Suh, S. S. An, A. Levchenko, Nat. Mat. **15**, 792 (2016).
- [47] J. Park, D.-H. Kim, A. Levchenko, Biophysical Journal, **114**, 6, 1257 (2018).
- [48] G. Volpe, G. Volpe, Proc. Natl. Acad. Sci. USA **114**, 11350 (2017).
- [49] K. Schakenraad, L. Ravazzano, N. Sarkar, J. A.J. Wondergem, R.M.H. Merks, L. Giomi, arXiv:1908.06078.
- [50] O. Akanyeti, J. Putney, Y. R. Yanagitsuru, G. V. Lauder, W. J. Stewart, J. C. Liao, Proc. Natl Acad. Sci. USA **114**, 13828 (2017).
- [51] T. Viscek, A. Zafeiris, Phys. Rep. **517**, 71 (2012).
- [52] C. Scholz, S. Jahanshahi, A. Ldov, H. Löwen Nat. Commun. **9**, 5156 (2018).
- [53] I. Fouxon, Y. Or, Phys. Rev. Fluids **4**, 023101 (2019).
- [54] H. Löwen, arxiv:1910.13953
- [55] L. Giomi, N. Hawley-Weld, L. Mahadevan, Proc. R. Soc. A **469**, 20120637 (2013)
- [56] A. Attanasi, A. Cavagna, L. Del Castello, I. Giardina, T.S. Grigera, A. Jelić, S. Melillo, L. Parisi, O. Pohl, E. Shen, M. Viale Nat. Phys. **10**, 691 (2014).
- [57] J. A. Taylor, S. R. Sichel, N. R. Salama, Annu. Rev. Microbiol **73**, 457 (2019).
- [58] A. Najafi, R. Golestanian, Phys. Rev. E **69**, 062901 (2004).
- [59] M. S. Rizvi, A. Farutin, C. Misbah, Phys. Rev. E **97**, 023102 (2018).
- [60] M. S. Rizvi, A. Farutin, C. Misbah, Phys. Rev. E **98**, 043104 (2018).
- [61] S. Gonzalez, R. Soto, New J. Phys. **21**, 033041 (2019).
- [62] A. Sukhov, S. Ziegler, Q. Xie, O. Trosman, J. Pande, G. Grosjean, M. Hubert, N. Vandewalle, A.-S. Smith, J. Harting, J. Chem. Phys. **151**, 124707 (2019).
- [63] G. Grosjean, M. Hubert, Y. Collard, A. Sukhov, J. Harting, A.-S. Smith, N. Vandewalle, Soft Matter **15**, 9093 (2019).
- [64] G. Grosjean, M. Hubert, G. Lagubeau, N. Vandewalle, Phys. Rev. E **94**, 021101 (2016)
- [65] H. Löwen, Phys. Rev. E **99**, 062608 (2019).
- [66] F. Kümmel, B. ten Hagen, R. Wittkowski, I. Buttinoni, R. Eichhorn, G. Volpe, H. Löwen, C. Bechinger, Phys. Rev. Lett. **110**, 198302 (2013)
- [67] Simulation parameters for the overdamped dynamics are $v_0 = 20$, $\gamma = 8$, $\gamma_R = 8$ where ω^{-1} , l and $\mu l \omega^2$ are units of time, length and force respectively.
- [68] Numerical integration of the dynamics is performed using a fourth order Runge-Kutta method with a constant timestep $\Delta t = 10^{-2}$ for a duration of $T = 10^3$. Phase determination is based on a radial cut-off distance of $R_{t=T} = 5 \times 10^2$.
- [69] J. Einarsson, J. R. Angilella, B. Mehlig, Physica D **278**, 79 (2014).
- [70] D. Levis, I. Pagonabarraga, B. Liebchen, Phys. Rev. Research **1**, 023026 (2019).
- [71] N. Uchida, R. Golestanian Phys. Rev. Lett. **106**, 058104 (2011).
- [72] N. Uchida, R. Golestanian Eur. Phys. J. E **35**, 135 (2012).
- [73] Note that the unit vector of the self-propulsion in polar coordinates are obtained by a projection of \hat{n} in the Cartesian basis onto the unit vectors in polar coordinates - $\hat{n} = \cos \phi \hat{e}_x + \sin \phi \hat{e}_y = \cos(\theta - \phi) \hat{e}_R - \sin(\theta - \phi) \hat{e}_\theta$.
- [74] S. Yazdi, A. M. Ardekani, Biomicrofluidics, **6**, 044114 (2012).
- [75] M. Borgnino, K. Gustavsson, F. De Lillo, G. Boffetta, M. Cencini, B. Mehlig, Phys. Rev. Lett. **123**, 138003 (2019).
- [76] R. Rusconi, J. S. Guasto, R. Stocker, Nat. Phys. **10**, 212217 (2014).
- [77] A. Hope, O. A. Croze, W. C. K. Poon, M. A. Bees, M. D. Haw, Phys. Rev. Fluids **1**, 051201(R) (2016)
- [78] G. Junot, N. Figueroa-Morales, T. Darnige, A. Lindner, R. Soto, H. Auradou, E. Clément, Europhys. Lett. **126**, 44003 (2019).
- [79] A. Zöttl, H. Stark, Eur. Phys. J. E **36**, 4 (2013).
- [80] G. Uppal, D. C. Vural, eLife, 7:e34862 (2018).
- [81] R. Rusconi, R. Stocker, Curr. Opin. Microbiol. **25**, 1 (2015).
- [82] R. Schuech, T. Hoehfurtner, D. J. Smith, S. Humphries, Proc. Natl Acad. Sci. USA **116**, 14440 (2019).
- [83] J. E. Herbert-Read, A. Perna, R. P. Mann, T. M. Schaerf, D. J. Sumpter, A. J. W. Ward, Proc. Natl. Acad. Sci. USA **108**, 18726 (2011).
- [84] W. Bialek, A. Cavagna, I. Giardina, T. Mora, E. Silvestri, M. Viale, A. M. Walczak, Proc. Natl. Acad. Sci. USA **109**, 4786 (2012).

Appendix A: Parameter regimes of the overdamped limit

In this appendix, we discuss dynamical regimes and the corresponding range of physical parameters for which the equations of motion and results in the overdamped limit (section. III) are relevant.

First, we rescale the translational equation of motion eq. (3) by introducing $\vec{R}' \equiv \vec{R}/l$ and $t' = \omega t$, corresponding to the dimensionless variables of position and time respectively, in the limit where $f(t) = g(t) = 0$ and $M = 0$.

$$\left(\frac{m\omega}{\gamma}\right) \frac{d^2 \vec{R}'}{dt'^2} + \frac{d\vec{R}'}{dt'} - \hat{\omega} \times \vec{R}' = \left(\frac{v_0}{\omega l}\right) \hat{n} \quad (\text{A1})$$

Now, since the terms $d\vec{R}'/dt'$ and $\hat{\omega} \times \vec{R}'$ are of order $\sim O(\vec{R}')$, the inertial contribution can be neglected in the limit

$$\frac{m\omega}{\gamma} \ll O(\vec{R}') \quad (\text{A2})$$

and thus the translational equation of motion reduces to the overdamped form eq. (5) for regimes where

$$O(\vec{R}') \sim \frac{v_0}{l\omega} \quad (\text{A3})$$

Similarly, we obtain by substitution, for the rotational degree of freedom in non-dimensional form

$$\frac{\mu l^2 \omega}{\gamma_R} \ddot{\phi}' + (\dot{\phi}' - 1) = \frac{2\mu l^2 \omega R'}{\gamma_R} \sin(\theta' - \phi') \quad (\text{A4})$$

Now, we see that the inertial term can be neglected even for a non-vanishing torque for

$$\frac{\mu l^2 \omega}{\gamma_R} \ll 1 \ll R' \quad (\text{A5})$$

Given that $\mu \sim O(m)$ and the rotational viscosity is typically $\gamma_R \sim O(\gamma l^2)$, we arrive by use of eqs. (A2) and (A3) at the limit for the overdamped system

$$\frac{v_0}{l\omega} \gg 1 \quad (\text{A6})$$

This corresponds to a physical picture of strong activity where self propulsion (v_0) is significantly greater than the typical rotational motion ($l\omega$).

Appendix B: Robustness of the linear approximation in the overdamped regime

The dynamical trajectories and solutions of the overdamped microswimmer derived from linear response in the main text is strictly valid only for small neighborhoods around the fixed point. However, numerical simulations seem to suggest that they are in fact good approximations even for initial conditions considerably far from the circular ansatz.

To illustrate this, we calculate deviations between the maximum radial position (i.e amplitude) relative to the underlying circular ansatz numerically i.e $\max_t \|\vec{R}(t) - \vec{R}_o^*(t)\|$, and compare that to the analytical prediction $\delta \tilde{R}_{max}$. We find that the actual dynamics of the particle is within 5% of the linear approximation even for initial conditions that are up to $\pm 10\%$ away from the fixed point, and is thus a reflection of the robustness of our results derived for the linear regime. See Fig. 7, and also note the asymmetry in the δR_0 axis.

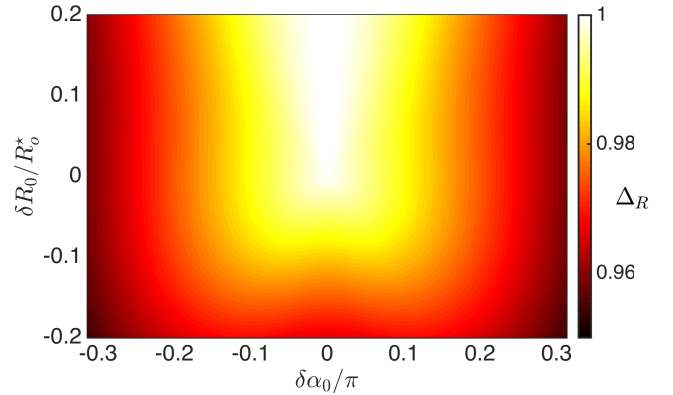


FIG. 7. Deviation $\Delta_R \equiv \delta \tilde{R}_{max} / \max_t \|\vec{R}(t) - \vec{R}_o^*(t)\|$, between numerics and linear approximation of the epicyclic amplitude for a range of values of the scaled initial conditions: $\delta R_0/R_o^*$ and $\delta \alpha_0/\pi$. Parameters of the simulation are $\mu = 0.25, m = 1, \gamma_R = 2$ and $\alpha_o^* = \pi/2$, such that $R_o^* = \sqrt{v_0/\kappa_0} = 2$ in units of $\gamma v_0, l$ and ω^{-1} for force, length and time respectively.