

The Weighted Tsetlin Machine: Compressed Representations with Weighted Clauses

Adrian Phoulady¹, Ole-Christoffer Granmo², Saeed R. Gorji², Hady Ahmady Phoulady³

¹adrian.phoulady@gmail.com

²Centre for Artificial Intelligence Research, University of Agder, Norway

³Department of Computer Science, California State University, Sacramento, CA, USA

Abstract

The Tsetlin Machine (TM) is an interpretable mechanism for pattern recognition that constructs conjunctive clauses from data. The clauses capture frequent patterns with high discriminating power, providing increasing expression power with each additional clause. However, the resulting accuracy gain comes at the cost of linear growth in computation time and memory usage. In this paper, we present the Weighted Tsetlin Machine (WTM), which reduces computation time and memory usage by *weighting* the clauses. Real-valued weighting allows one clause to replace multiple, and supports fine-tuning the impact of each clause. Our novel scheme simultaneously learns both the composition of the clauses and their weights. Furthermore, we increase training efficiency by replacing k Bernoulli trials of success probability p with a uniform sample of average size pk , the size drawn from a binomial distribution. In our empirical evaluation, the WTM achieved the same accuracy as the TM on MNIST, IMDB, and Connect-4, requiring only $1/4$, $1/3$, and $1/50$ of the clauses, respectively. With the same number of clauses, the WTM outperformed the TM, obtaining peak test accuracies of respectively 98.63%, 90.37%, and 87.91%. Finally, our novel sampling scheme reduced sample generation time by a factor of 7.

Keywords— Tsetlin Machines, Pattern Recognition, Propositional Logic, Learning Automata, Frequent Pattern Mining.

1 Introduction

The Tsetlin Machine (TM) is a novel learning mechanism that was introduced in 2018 (Granmo 2018). Like artificial neural networks, the TM can map an exponential number of feature value combinations to an appropriate response. However, neural networks are based on multiplication, accumulation, and non-linear activation across multiple layers of neurons, whereas the TM is based on propositional logic formulae, formed by learning automata.

For n binary features, there can be 2^{2^n} propositional formulae. Equipped with an adequate number of conjunctive clauses, a TM can learn any of them in a relatively simple form. In addition to being computationally simple, the models built by the TM have the advantage of being interpretable by human experts, which may be of vital importance in sensitive applications such as medical decision making (Berge et al. 2019; Rudin 2019).

Learning Automata. Learning automata have attracted considerable interest because they can learn the optimal action when operating in unknown stochastic environments (Thathachar and Sastry 1987). As such, they have been used for pattern classification over more than four decades. Early work includes stochastic learning automata based classifiers and games of learning automata (Barto and Anandan 1985; Thathachar and Sastry 1987). These approaches can learn the optimal classifier for specific forms of discriminant functions (e.g., linear classifiers) also when feedback is noisy. Along the same lines, Sastry and Thathachar have provided several algorithms based on cooperating systems of learning automata (Sastry and Thathachar 1999).

More recently, Zahiri proposed hyperplane- and rule-based classifiers, which performed comparably to other well-known methods in the literature (Zahiri 2008; Zahiri 2012). Recent research also includes a noise-tolerant learning algorithm built upon a team of continuous-action learning automata (Sastry, Nagendra, and Manwani 2009). Further, Goodwin, Yazidi, and Jonassen proposed a learning automata-guided random walk on a grid to construct robust discriminant functions (Goodwin, Yazidi, and Jonassen 2016). Finally, Motieghader et al. introduced a hybrid scheme that combines a genetic algorithm with learning automata to address the gene selection problem in cancer classification (Motieghader et al. 2017).

In general, learning automata based pattern classifiers struggle with a vanishing signal-to-noise ratio for larger automata teams (Granmo 2018). This hinders scaling to medium- and large-size pattern classification problems, such as IMDB and MNIST. Lately, however, TMs have demonstrated promising results on larger scale pattern recognition tasks, such as natural language understanding that uses the conjunctive clauses to capture textual patterns (Berge et al. 2019). Also, TM-based convolution has been introduced for image analysis, employing the clauses as interpretable filters (Granmo et al. 2019). Further, Abeyrathna et al. designed a novel TM for regression (Abeyrathna et al. 2019a) that also supports continuous input (Abeyrathna et al. 2019b). All of these schemes compare favourably with state-of-the-art pattern classification and regression techniques, also for larger scale problems.

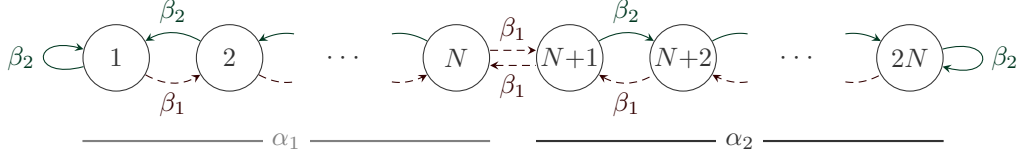


Figure 1: A two-action Tsetlin automaton with $2N$ internal states

Paper Contributions. In this paper, we introduce the Weighted Tsetlin Machine (WTM), which employs *weighted clauses*. Our intent is to significantly reduce memory usage and computation time by using the clause weights to compress the pattern representation of the TM. We start with giving a brief overview of the TM in Section 2. Then, in Section 3, we introduce the WTM and the concept of weighted clauses, that is, clauses that output continuous rather than binary values. Real-valued weighting allows one clause to replace multiple, and supports fine-tuning the impact of each clause. Our novel scheme simultaneously learns both the composition of each clause as well as their weights. Further, we simplify sample generation during learning by replacing Bernoulli process sampling with sampling from a binomial distribution followed by uniform sampling. We evaluate our approach empirically on MNIST, IMDB, and Connect-4 in Section 4, demonstrating that the WTM outperforms the TM in all the experiments. We conclude in Section 5, and present paths ahead for further research.

2 The Tsetlin Machine

TM learning is based on forming formulae in propositional logic to capture frequent patterns of high discriminating power. We here describe how the TM operates multiple teams of so-called Tsetlin automata (Tsetlin 1961) to build discriminative conjunctive clauses, followed by majority voting to decide the final classification from the clause outputs.

2.1 The Tsetlin Automaton

A two-action *Tsetlin automaton* (Tsetlin 1961; Narendra and Thathachar 2012) is a learning automaton with $2N$ states $\phi_1, \phi_2, \dots, \phi_{2N}$ and two actions α_1, α_2 (Figure 1). It performs its actions sequentially in an environment. That is, in the states ϕ_1, \dots, ϕ_N , the Tsetlin automaton performs action α_1 , and in the states $\phi_{N+1}, \dots, \phi_{2N}$, it performs action α_2 . The environment responds with two types of input to the automaton: penalties β_1 and rewards β_2 . A state transition function governs learning. With the penalty input β_1 , the transition function changes the state ϕ_i to ϕ_{i+1} for $1 \leq i \leq N$ and to ϕ_{i-1} for $N+1 \leq i \leq 2N$. Conversely, the reward input β_2 makes the state ϕ_i change to ϕ_{i-1} for $1 < i \leq N$ and to ϕ_{i+1} for $N+1 \leq i < 2N$, while leaving it unchanged for $i = 1, 2N$. In effect, β_1 makes the Tsetlin automaton change state toward the centre, whereas β_2 moves the state away from the centre, towards the extreme ends 1 or $2N$.

2.2 Tsetlin Machine Structure and Inference

A binary classifier over o binary features can be regarded as a Boolean function — each of the 2^o possible combinations of the o binary inputs belongs to one of the classes 0 or 1.

A Boolean function can always be represented as a disjunction of conjunctive clauses, referred to as disjunctive normal form. For binary input features $\mathbf{x} = (x_1, \dots, x_o)$, each conjunctive clause C_j is represented by a subset L_j of the literal set $L = \{x_1, \dots, x_o, \neg x_1, \dots, \neg x_o\}$. Knowing L_j , we have

$$C_j(\mathbf{x}) = \bigwedge_{l \in L_j} l. \quad (1)$$

The Boolean function f in disjunctive normal form with clauses C_1, \dots, C_m then becomes

$$f(\mathbf{x}) = \bigvee_{j=1}^m C_j(\mathbf{x}) = \bigvee_{j=1}^m \bigwedge_{l \in L_j} l. \quad (2)$$

Similar to so-called Karnaugh maps (Karnaugh 1953), conjunctive clauses form the core of function representation in the TM. In brief, a TM learns the composition of each clause by specifying its literals using a team of $2o$ Tsetlin automata, one Tsetlin automaton per literal. Each Tsetlin automaton decides between two actions. Action α_1 means excluding the associated literal, whereas action α_2 means including it in the clause. To exemplify, Figure 2 shows the configuration of a team of eight Tsetlin automata that form a clause from the three binary features x_1, x_2 , and x_3 .

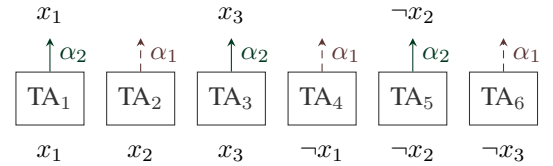


Figure 2: A team of six two-action Tsetlin automata forming the clause $x_1 \wedge x_3 \wedge \neg x_2$

Instead of forming a disjunction of the conjunctive clauses, a TM sums up the clause outputs to produce an ensemble effect. Further, the TM groups the clauses into positive ones $C_1^+, C_2^+, \dots, C_{c_P}^+$ and negative ones $C_1^-, C_2^-, \dots, C_{c_N}^-$. In effect, for the input $\mathbf{x} = (x_1, \dots, x_o)$, the TM computes the signed sum

$$s(\mathbf{x}) = \sum_{j=1}^{c_P} C_j^+(\mathbf{x}) - \sum_{j=1}^{c_N} C_j^-(\mathbf{x}) \quad (3)$$

to perform classification. If the signed sum is negative, the TM classifies the input to class $\hat{y} = 0$, and otherwise, it classifies it to class $\hat{y} = 1$. In other words, the classification is performed by applying the unit step function on $s(\mathbf{x})$:

$$\hat{y} = u(s(\mathbf{x})) = u\left(\sum_{j=1}^{c_P} C_j^+(\mathbf{x}) - \sum_{j=1}^{c_N} C_j^-(\mathbf{x})\right). \quad (4)$$

2.3 Tsetlin Machine Learning

The TM builds upon reinforcement learning, with feedback given directly to the clauses. Each clause, in turn, passes the feedback onward to its individual Tsetlin automata. There are two types of feedback: Feedback Type I and Feedback Type II. When a clause receives Type I feedback, its automata are modified so that the clause eventually evaluates to 1 for the current input. If it already evaluates to 1, Type I feedback will instead refine the clause by inserting more literals. Type II feedback, on the other hand, makes the affected clauses eventually evaluate to 0. In combination, these two types of feedback gradually modify which literals are present in each clause in a way that over time improves the classification accuracy.

Overall Feedback Loop A TM is initialized by randomly setting the states of the individual Tsetlin automata, thus producing clauses with randomly selected literals. From there, training data is fed to the TM, one example (\mathbf{x}, y) at a time. In other words, the learning can be performed on-line. For an input \mathbf{x} of class $y = 0$, the goal is to make the signed sum $s(\mathbf{x})$ of the clauses become negative (see Equation 4). If this is not the case, we mitigate by giving some of the negative clauses Type I feedback, and some of the positive clauses Type II feedback. For input \mathbf{x} of class $y = 1$, on the other hand, the learning goal is to make the signed sum $s(\mathbf{x})$ become non-negative (again see Equation 4). Accordingly, if the signed sum of the clauses is negative, we increase it by giving some of the positive clauses Type I feedback and some of the negative clauses Type II feedback.

To introduce an ensemble effect, feedback is given to a random selection of the clauses based on a hyperparameter T – the target of summation. In brief, the TM strives to make the signed sum $s(\mathbf{x})$ reach $-T$ for an input of class $y = 0$. Conversely, it seeks to make $s(\mathbf{x})$ reach T for an input of class $y = 1$. To achieve this, we first clamp $s(\mathbf{x})$ between $-T$ and T : $c(\mathbf{x}) = \text{clamp}(s(\mathbf{x}), -T, T)$. Second, each clause receives feedback with probability $p_c(\mathbf{x})$ proportional to the difference between the clamped sum and the summation target:

$$p_c(\mathbf{x}) = \begin{cases} \frac{T + c(\mathbf{x})}{2T}, & \text{if } y = 0, \\ \frac{T - c(\mathbf{x})}{2T}, & \text{if } y = 1. \end{cases} \quad (5)$$

The above random clause selection has an additional crucial effect: it guides the clauses to distribute themselves across the significant frequent sub-patterns, as opposed to clustering on a few ones. This is achieved by making the expected frequency of feedback to each clause proportional to the difference between the clamped sum $c(\mathbf{x})$ and the summation

target $\pm T$. That is, feedback activity calms down as $s(\mathbf{x})$ approaches its target $\pm T$, and comes to a complete standstill when the target is met or surpassed. In this manner, only a fraction of the available clauses are stimulated to recognize each frequent sub-pattern.

Type I Feedback We first cover the details of Type I feedback, which plays two roles. Firstly, Type I feedback attempts to modify clauses that evaluate to 0 for the current input \mathbf{x} , so that they eventually start outputting 1 instead. This is achieved by making the clauses *sparser*, removing literals one by one. If a clause already outputs 1, however, Type I feedback refines the clause by including more literals, making it *denser*.

Table 1 contains the rules by which Type I feedback operates. Recall that each Tsetlin automaton is associated with a specific literal, within a specific clause. As seen in the table, the value of the clause in combination with the value of the literal governs feedback to the associated Tsetlin automaton.

- (1) If both the clause and the literal are of value 1, the Tsetlin automaton receives feedback that stimulates including the literal. The purpose is to refine the encompassing clause, so that it provides a more specific representation of the input \mathbf{x} .
- (2) All the other Tsetlin automata (those associated with clauses or literals of value 0), on the other hand, receive feedback that stimulates excluding their literals. This occurs randomly with probability p_s . The goal here is to combat overfitting by making the clause sparser, and in the extreme, erase the pattern completely to make room for a new.

Note that the probability p_s is a hyperparameter that controls the sparsity of the clauses produced. In brief, the sparsity of clauses increases with p_s , simply because a higher p_s produces more exclude actions relative to include actions.

Also note that as learning proceeds, Type I feedback makes the states of the Tsetlin automata gradually move away from the centre states. The automata thus become increasingly confident in their decisions. This stabilizes the composition of the clauses, calming down exploration.

Type II Feedback The purpose of giving Type II feedback to a clause is to ensure that it eventually outputs 0 for the current input. Table 2 contains the rules for Type II feedback. As seen, it is only when a clause outputs 1 that its Tsetlin automata are given Type II feedback, and then only those automata whose literals are of value 0. These Tsetlin automata are quite simply penalized for their exclude actions. Accordingly, sooner or later, one of the excluded literals are included instead, turning the clause output to 0.

Contrary to Type I feedback, Type II feedback is not intended to make the Tsetlin automata more confident, or the clauses denser/sparser. Rather, Type II feedback disrupts the targeted clause by introducing new literals that potentially have high discrimination power. These literals are only picked up by Type I feedback if they take part in frequent sub-patterns. Otherwise, Type I feedback will throw them back into exclusion. In this manner, overfitting is combated, while discrimination power is increased.

Clause value	0		1	
Literal value	0	1	0	1
Inclusion response	p_s -penalty	p_s -penalty	NA	reward
Exclusion response	p_s -reward	p_s -reward	p_s -reward	penalty

Table 1: Type I Feedback

Clause value	0		1	
Literal value	0	1	0	1
Inclusion response	–	–	NA	–
Exclusion response	–	–	penalty	–

Table 2: Type II Feedback

3 The Weighted Tsetlin Machine

We now introduce the Weighted Tsetlin Machine (WTM), which enhances the classic TM with weighted clauses as well as improving sampling efficiency.¹

3.1 Binomial Distribution Based Type I Feedback

Random number generation is relatively time consuming, yet an essential part of giving Type I feedback. That is, when randomizing feedback to the $2o$ Tsetlin automata of a clause, one samples from a Bernoulli process of length $u = 2o$ with success probability p_s .

We here propose to increase training efficiency by leveraging that p_s typically is small in TM learning, and that the number of successes S_u of the Bernoulli process has a Binomial distribution:

$$P(S_u = k) = \binom{u}{k} p_s^k (1 - p_s)^{u-k}. \quad (6)$$

To single out the Tsetlin automata to receive feedback more efficiently, we first assume that there are no successes: $B[1..u] \leftarrow 0$. We then obtain the number of successes q by sampling once from the corresponding binomial distribution. Finally, we update $B[1..u]$ by randomly selecting q Tsetlin automata. As summarized in Algorithm 1, we thus produce the complete sample by generating about $2p_s o + 1$ random values on average, rather than $2o$.

3.2 Weighted Clauses

Due to the ensemble effect of TM learning, several versions of similar clauses may occur multiple times in the final classifier. The question we investigate here is whether the collection of clauses as a whole can be represented more compactly by *weighting* the clauses. Then, instead of repeating a clause w times, we can keep a single instance, assigning it the weight w . Further, by allowing w to be real-valued, we can introduce *fractional* clauses. Thus, if we want to halve

¹The code for the Weighted Tsetlin Machine can be found at <https://github.com/adrianphoulady/weighted-tsetlin-machine-cpp> (C++) and <https://github.com/cair/pyTsetlinMachine> (Python/C).

BINOMIAL-UNIFORM-SAMPLING(u, p)

```

1   $B[1..u] \leftarrow 0$ 
2   $q \leftarrow \text{BINOMIAL}(u, p)$ 
3   $k \leftarrow 1$ 
4  while  $k \leq q$ 
5       $v \leftarrow \text{UNIFORM}(1, u)$ 
6      if  $B[v] \neq 1$ 
7           $B[v] \leftarrow 1$ 
8           $k \leftarrow k + 1$ 
9  return  $B$ 
```

Algorithm 1: Generating u Bernoulli process samples with success probability p from a binomial distribution

the effect of a clause, we simply give it the weight $w = 0.5$. In this manner, a more compact representation can support both faster learning and faster classification.

In all brevity, we associate a positive real-valued weight w_j with each clause j , multiplying the weights with the respective clause outputs:

$$s'(\mathbf{x}) = \sum_{j=1}^{c_P} w_j^+ C_j^+(\mathbf{x}) - \sum_{j=1}^{c_N} w_j^- C_j^-(\mathbf{x}). \quad (7)$$

In this structure, to increase or reduce the impact of a clause, one merely needs to adjust its weight. Furthermore, the overall sum $s'(\mathbf{x})$ is now real-valued, generalizing the TM.

3.3 WTM Recognition

Recognition in the WTM is conducted in the same way as for the TM. That is, we simply apply the step function to the weighted sum:

$$\hat{y} = u(s'(\mathbf{x})) = u\left(\sum_{j=1}^{c_P} w_j^+ C_j^+(\mathbf{x}) - \sum_{j=1}^{c_N} w_j^- C_j^-(\mathbf{x})\right). \quad (8)$$

The multiclass WTM operates similarly, too. In brief, with n classes, we introduce one WTM per class $i = 1, \dots, n$.

The resulting weighted sums $s'_i(\mathbf{x})$ are then used for classification. That is, the largest weighted sum determines the predicted class:

$$\hat{y} = \underset{i}{\operatorname{argmax}} \{s'_i(\mathbf{x})\}. \quad (9)$$

3.4 WTM Learning

The crucial question that remains is how the weights can be learned to provide a compact, yet accurate pattern representation. We here propose a simple scheme for learning the weights.

Initialization. First, we initialize all the weights to 1.0:

$$w_j^+ \leftarrow 1.0, \quad (10)$$

$$w_j^- \leftarrow 1.0. \quad (11)$$

Thus, at the start of learning, the behaviour of the clauses are identical to those of the TM.

Weight Updating. Adjusting the Tsetlin automata's states in the WTM is performed in the same way as for the TM. However, we introduce a novel approach for updating the weights. This updating is governed by Type I and Type II feedback. Note that, below, we only update the weights of those clauses that evaluate to 1 for the current input \mathbf{x} .

Learning Rate. Weight learning is controlled by a *learning rate* $\gamma \in [0, \infty)$. For Type I feedback, each clause C_j^+/C_j^- outputting 1 has its weight w_j^+/w_j^- updated by multiplying it by $1 + \gamma$:

$$w_j^+ \leftarrow w_j^+ \cdot (1 + \gamma), \quad \text{if } C_j^+(\mathbf{x}) = 1, \quad (12)$$

$$w_j^- \leftarrow w_j^- \cdot (1 + \gamma), \quad \text{if } C_j^-(\mathbf{x}) = 1. \quad (13)$$

For Type II feedback, we instead update the weights by dividing by $1 + \gamma$:

$$w_j^+ \leftarrow w_j^+ / (1 + \gamma), \quad \text{if } C_j^+(\mathbf{x}) = 1, \quad (14)$$

$$w_j^- \leftarrow w_j^- / (1 + \gamma), \quad \text{if } C_j^-(\mathbf{x}) = 1. \quad (15)$$

When a clause evaluates to 0, its weight remains unchanged:

$$w_j^+ \leftarrow w_j^+, \quad \text{if } C_j^+(\mathbf{x}) = 0, \quad (16)$$

$$w_j^- \leftarrow w_j^-, \quad \text{if } C_j^-(\mathbf{x}) = 0. \quad (17)$$

As seen, for Type I feedback, the weights are increased to strengthen the impact of the associated clauses, thus reinforcing true positive frequent patterns. For Type II feedback, on the other hand, the weights are decreased instead. This is to diminish the impact of the associated clauses, thus combating false positives. Observe that for $\gamma = 0$, the weights of the clauses are fixed at the initial value 1.0, making the resulting WTM equivalent to a TM.

4 Empirical Evaluation

We here present empirical results on the performance of the WTM in comparison with the TM. To this end, we use datasets from three different areas of pattern recognition: MNIST handwritten digit recognition (LeCun et al. 1998), IMDB sentiment analysis (Maas et al. 2011), and Connect-4 game winner prediction (Dua and Graff 2017). We further investigate the behaviour of the novel WTM mechanisms in more detail, including learning speed and weight distribution.

4.1 MNIST Handwritten Digit Recognition

The MNIST dataset contains images of handwritten digits, 60,000 training and 10,000 test examples. Each example is a labelled 28×28 -pixel grayscale image. The pixels are represented by integers between 0 (black) and 255 (white), and each label is an integer from 0 to 9. We binarize the input pixels to get 768 bits of data. A value less than $77 = \lceil .3 \cdot 255 \rceil$ is converted to 0, and a value greater than or equal to 77 is converted to 1.

Feedback Generation Speedup Employing 2,000 class-clauses on MNIST produces 12.6 millions Type I feedback calls in the first epoch. In turn, each call samples $n = 2 \cdot 28 \cdot 28 = 1568$ values from a Bernoulli process with success probability $p_s = .1$, to assign feedback to the individual Tsetlin automata. This is the most time consuming part of TM learning. Whereas recognizing the 60,000 images takes 23.5 seconds, feedback generation using standard Bernoulli process sampling takes 61.2 seconds. This is about 2/3 of the training time in the first epoch. However, replacing the Bernoulli process sampling with our binomial distribution based sampling approach (Algorithm 1), we are able to speed up the random feedback generation by a factor of 7, significantly improving the overall learning speed of the TM.

Weighted Clauses with WTM We now turn to evaluating the effect of weighted clauses. In our first experiment we used a 10-class TM with 2,000 clauses per class as baseline. The accuracy obtained by this configuration was parred by a WTM with merely 500 clauses. This reduced memory usage 4 times, while increasing execution time by a factor of 4. Together with the fast feedback generation procedure, the full WTM ran approximately 10 times faster than the TM, measured over 300 epochs of training.

	Maximum	Minimum	Mean
TM (%)	98.24	97.97	98.11 ± 0.07
WTM (%)	98.63	98.39	98.50 ± 0.05

Table 3: MNIST test accuracy statistics of the TM and the WTM with 4,000 clauses per class

Furthermore, by running the TM and WTM with the same number of clauses (4,000 per class) we observed that the WTM was significantly more accurate than the TM. After 130 epochs, the WTM had a steady training accuracy of

Class	0	1	2	3	4	5	6	7	8	9
Maximum	7.1	8.49	16.88	19.02	12.15	16.71	8.58	18.27	19.02	21.01
Minimum	0.37	0.33	0.21	0.16	0.22	0.22	0.29	0.18	0.11	0.09
Mean	1.95	1.94	2.67	2.99	2.54	2.77	2.16	2.65	3.25	3.45
Ratio	19	26	82	122	54	74	29	103	177	231

Table 4: Clause weight statistics per class for a WTM with 4,000 clauses, trained on MNIST

100%, whereas the TM peaked at 99.86%. The WTM also had a higher testing accuracy, improving peak accuracy from 98.27% to 98.63%. Table 3 contains test accuracy statistics of the WTM, collected from the last 50 of 300 epochs of single-run training (multiple runs behave similarly). As seen, the WTM learning is relatively stable, with a small difference between minimum and maximum test accuracy.

Lastly, we investigated the behaviour of the WTM weight learning. In Table 4, the maximum, minimum, and mean of the weights are reported per class. As seen, how the weights are distributed varies from class to class. The weights span from 0.09 to 21.01, and we observe that every class both have fractional and large weight clauses. As a representative example, Figure 3 shows the distribution of positive weights after training epoch 300 for the digit '9' class. The distribution reveals that the weights are relatively diverse, including two distinct peaks, around 0.6 and 5.0.

The benefits of weighed clauses thus becomes apparent. The clause with the largest weight has $\frac{21.01}{0.09} = 233.44$ times more impact than the clause with the smallest weight. To achieve this effect with a standard TM, one would need approximately 233 times more copies of the first clause, compared to the second clause. Hence, the power of the WTM scheme!

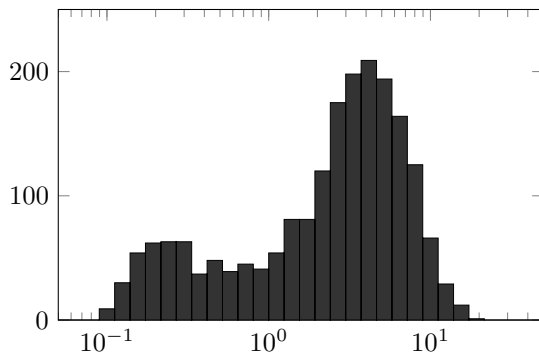


Figure 3: The distribution of weights learnt from MNIST with a WTM possessing 4,000 clauses per class

Comparison with Other Methods Table 5 contrasts the WTM mean test accuracy on MNIST against vanilla versions of selected well-known classification methods, without applying performance enhancing techniques (such as boosting, ensembles, and convolution), and without data augmen-

tation (such as deskewing, blurring, shifting, and resizing).² Note that the TM and WTM operate on the threshold-based binary encoding of the images (compression factor 8), rather than the original greyscale images. As seen, the WTM performs favourably compared to the other techniques, under comparable conditions.

Method	Accuracy (%)
2-layer NN, 800 Hidden Units	98.6
Weighted Tsetlin Machine	98.5 ± 0.0
K-nearest Neighbors, L3	97.2
3-layer NN, 500+150 Hidden Units	97.1
40 PCA + Quadratic Classifier	96.7
1,000 RBF + Linear Classifier	96.4
Logistic Regression	91.5
Linear Classifier (1-layer NN)	88.0
Decision Tree	87.8
Multinomial Naive Bayes	83.2

Table 5: Comparison of vanilla methods on MNIST

4.2 IMDb Sentiment Analysis

The IMDb sentiment analysis dataset consists of 50,000 highly polar movie reviews, organized into two categories: positive and negative reviews. The dataset is split evenly into 25,000 reviews for training and 25,000 reviews for testing. In this experiment, we use the unigrams and bigrams of each review as feature candidates, selecting the best 5,000 ones based on Chi-square feature selection. Each review is thus represented by a binary feature vector of size 5,000, marking the presence and absence of unigrams/bigrams.

	Maximum	Minimum	Mean
TM (%)	89.86	89.73	89.80 ± 0.05
WTM (%)	90.37	90.00	90.25 ± 0.16

Table 6: IMDb test accuracy statistics for a WTM and a TM with 25,000 clauses per class

We first compare a WTM with 3,200 class-clauses with a TM with 10,000 class-clauses. After 30 epochs of training, the WTM reached a peak testing accuracy of 89.54%,

²The results are obtained from <http://yann.lecun.com/exdb/mnist/> and the original TM paper (Granmo 2018).

compared to 89.38% for the TM. With an equal number of clauses, 25,000 per class, the WTM obtained an accuracy of $90.25\% \pm 0.16\%$, significantly higher than what is achieved with the TM (Table 6).

4.3 Connect-4 Winner Prediction

Connect-4 is a two-player board game similar to Tic-Tac-Toe, played on a 6×7 grid. Each player tries to connect four of her pieces in a row, either horizontally, vertically, or diagonally. The Connect-4 dataset (Dua and Graff 2017) contains all 67,557 legal positions of the board after eight moves, in which neither player has won yet and the next move is not forced. Each position is labelled as either a win, a loss, or a draw — the outcome of the game after optimal play from the respective position. We assign 10% of the data to testing, keeping 90% for training. We further represent the board state as a binary feature vector of size $6 \times 7 \times 2$. The first 6×7 bits capture the placement of player one pieces, and the last 6×7 bits capture the placements of player two.

Using a WTM with 200 clauses, we achieved a similar mean test accuracy to a TM with 10,000 clauses over the last 200 epochs of 1,000 epochs of training; that is, the WTM provided similar accuracy with 50 times fewer clauses! Table 7 contains the resulting test accuracy statistics of a WTM and a TM with the same number of 25,000 clauses per class, again, demonstrating superior performance of the WTM compared to the TM.

	Maximum	Minimum	Mean
TM (%)	82.93	81.98	82.49 ± 0.34
WTM (%)	87.91	86.75	87.32 ± 0.20

Table 7: Connect-4 test accuracy statistics for a WTM and a TM with 25,000 clauses per class

5 Conclusion and Further Work

In this paper, we introduced the Weighted Tsetlin Machine (WTM), generalizing the TM by adding weighted clauses. Instead of repeating a clause multiple times to increase its impact, we assign a weight to each clause. The weights control the impact of the clauses, and are learnt using a novel variant of Type I and Type II feedback. In this manner, the WTM can obtain a more compact representation of patterns. In addition, since the weights can take fractional values, the clauses can more easily be fine-tuned to represent complex patterns. We further proposed a new sampling approach for Type I feedback generation, replacing sampling from a Bernoulli process with sampling from a binomial distribution followed by uniform sampling.

Our empirical results showed that the WTM performs comparably to the TM when equipped with much fewer clauses (from 3 to 50 times less clauses). Furthermore, with the same amount of clauses, the WTM outperformed the TM accuracy-wise on MNIST, IMDB, and Connect-4.

In our further work, we intend to investigate whether the WTM approach also can improve the Regression

Tsetlin Machine (Abeyrathna et al. 2019a) for logic regression (Ruczinski, Kooperberg, and LeBlanc 2003), being capable of more fine-grained tuning of clauses. Another improvement, also investigated in (Abeyrathna et al. 2019b) for the regular TM, would be to introduce real-valued instead of binary inputs. This, for instance, would enable the WTM to operate directly on greyscale images, eliminating the need for binarization.

References

- [Abeyrathna et al. 2019a] Abeyrathna, K. D.; Granmo, O.-C.; Jiao, L.; and Goodwin, M. 2019a. The Regression Tsetlin Machine: A Tsetlin Machine for Continuous Output Problems. In Moura Oliveira, P.; Novais, P.; and Reis, L. P., eds., *Progress in Artificial Intelligence*, 268–280. Springer International Publishing.
- [Abeyrathna et al. 2019b] Abeyrathna, K. D.; Granmo, O.-C.; Zhang, X.; and Goodwin, M. 2019b. A scheme for continuous input to the tsetlin machine with applications to forecasting disease outbreaks. In *International Conference on Industrial, Engineering and Other Applications of Applied Intelligent Systems*, 564–578. Springer.
- [Barto and Anandan 1985] Barto, A. G., and Anandan, P. 1985. Pattern-recognizing stochastic learning automata. *IEEE Transactions on Systems, Man, and Cybernetics* 15(3):360–375.
- [Berge et al. 2019] Berge, G. T.; Granmo, O.-C.; Tveit, T. O.; Goodwin, M.; Jiao, L.; and Matheussen, B. V. 2019. Using the Tsetlin Machine to Learn Human-Interpretable Rules for High-Accuracy Text Categorization with Medical Applications. *IEEE Access* 7:115134–115146.
- [Dua and Graff 2017] Dua, D., and Graff, C. 2017. UCI machine learning repository.
- [Goodwin, Yazidi, and Jonassen 2016] Goodwin, M.; Yazidi, A.; and Jonassen, T. M. 2016. Distributed learning automata for solving a classification task. In *2016 IEEE congress on evolutionary computation (CEC)*, 3999–4006. IEEE.
- [Granmo et al. 2019] Granmo, O.-C.; Glimsdal, S.; Jiao, L.; Goodwin, M.; Omlin, C. W.; and Berge, G. T. 2019. The Convolutional Tsetlin Machine. *arXiv preprint arXiv:1905.09688*.
- [Granmo 2018] Granmo, O.-C. 2018. The Tsetlin Machine - A Game Theoretic Bandit Driven Approach to Optimal Pattern Recognition with Propositional Logic. *arXiv preprint arXiv:1804.01508*.
- [Karnaugh 1953] Karnaugh, M. 1953. The map method for synthesis of combinational logic circuits. *Transactions of the American Institute of Electrical Engineers, Part I: Communication and Electronics* 72(5):593–599.
- [LeCun et al. 1998] LeCun, Y.; Bottou, L.; Bengio, Y.; Haffner, P.; et al. 1998. Gradient-based learning applied to document recognition. *Proceedings of the IEEE* 86(11):2278–2324.
- [Maas et al. 2011] Maas, A. L.; Daly, R. E.; Pham, P. T.; Huang, D.; Ng, A. Y.; and Potts, C. 2011. Learning word

vectors for sentiment analysis. In *Proceedings of the 49th Annual Meeting of the Association for Computational Linguistics: Human Language Technologies*, 142–150. Portland, Oregon, USA: Association for Computational Linguistics.

[Motieghader et al. 2017] Motieghader, H.; Najafi, A.; Sadeghi, B.; and Masoudi-Nejad, A. 2017. A hybrid gene selection algorithm for microarray cancer classification using genetic algorithm and learning automata. *Informatics in Medicine Unlocked* 9:246–254.

[Narendra and Thathachar 2012] Narendra, K. S., and Thathachar, M. A. 2012. *Learning automata: an introduction*. Courier Corporation.

[Ruczinski, Kooperberg, and LeBlanc 2003] Ruczinski, I.; Kooperberg, C.; and LeBlanc, M. 2003. Logic regression. *Journal of Computational and graphical Statistics* 12(3):475–511.

[Rudin 2019] Rudin, C. 2019. Stop explaining black box machine learning models for high stakes decisions and use interpretable models instead. *Nature Machine Intelligence* 1(5):206–215.

[Sastry and Thathachar 1999] Sastry, P., and Thathachar, M. 1999. Learning automata algorithms for pattern classification. *Sadhana* 24(4-5):261–292.

[Sastry, Nagendra, and Manwani 2009] Sastry, P.; Nagendra, G.; and Manwani, N. 2009. A team of continuous-action learning automata for noise-tolerant learning of half-spaces. *IEEE Transactions on Systems, Man, and Cybernetics, Part B (Cybernetics)* 40(1):19–28.

[Thathachar and Sastry 1987] Thathachar, M. A., and Sastry, P. S. 1987. Learning optimal discriminant functions through a cooperative game of automata. *IEEE Transactions on Systems, Man, and Cybernetics* 17(1):73–85.

[Tsetlin 1961] Tsetlin, M. L. 1961. On behaviour of finite automata in random medium. *Avtom I Telemekhanika* 22(10):1345–1354.

[Zahiri 2008] Zahiri, S.-H. 2008. Learning automata based classifier. *Pattern Recognition Letters* 29(1):40–48.

[Zahiri 2012] Zahiri, S.-H. 2012. Classification rule discovery using learning automata. *International Journal of Machine Learning and Cybernetics* 3(3):205–213.