

The Weighted Tsetlin Machine: Compressed Representations with Clause Weighting

Adrian Phoulady¹, Ole-Christoffer Granmo²,
Saeed Rahimi Gorji², Hady Ahmady Phoulady³

¹phoulady@gmail.com

²Centre for Artificial Intelligence Research, University of Agder, Norway

³Department of Computer Science, California State University, Sacramento, CA, USA

Abstract

The Tsetlin Machine (TM) is an interpretable mechanism for pattern recognition that constructs conjunctive clauses from data. The clauses capture frequent patterns with high discriminating power, providing increasing expression power with each additional clause. However, the resulting accuracy gain comes at the cost of linear growth in computation time and memory usage. In this paper, we present the Weighted Tsetlin Machine (WTM), which reduces computation time and memory usage by *weighting* the clauses. Real-valued weighting allows one clause to replace multiple and supports fine-tuning the impact of each clause. Our novel scheme simultaneously learns both the composition of the clauses and their weights. Furthermore, we increase training efficiency by replacing k Bernoulli trials of success probability p with a uniform sample of average size pk , the size drawn from a binomial distribution. In our empirical evaluation, the WTM achieved the same accuracy as the TM on MNIST, IMDb, and Connect-4, requiring only $1/4$, $1/3$, and $1/50$ of the clauses, respectively. With the same number of clauses, the WTM outperformed the TM, obtaining peak test accuracies of respectively 98.58%, 90.15%, and 87.49%. Finally, our novel sampling scheme reduced sample generation time by a factor of 7.

Keywords— Tsetlin Machines, Pattern Recognition, Learning Automata, Karnaugh Maps, Frequent Pattern Mining, Propositional Logic.

1 Introduction

The Tsetlin Machine (TM) is a novel learning mechanism that was introduced in 2018 [7]. Like artificial neural networks, the TM can map an exponential number of input feature value combinations to an appropriate response. However, while neural networks are based on multiplication, accumulation, and non-linear activation, across multiple layers of neurons, the Tsetlin Machine is based on propositional logic formulas, formed by learning automata. In addition to being computationally simple, the models built by the TM have the advantage of being interpretable by human experts, which may be of vital importance in sensitive applications such as medical decision making [4, 15].

Learning Automata. Learning automata have attracted considerable interest because they can learn the optimal action when operating in unknown stochastic environments [18]. As such, they have been used for pattern classification over more than four decades. Early work includes the stochastic learning automata based classifier of Barto and Anandan [3], as well as the games of learning automata proposed by Narendra and Thathachar [18]. These approaches can learn the optimal classifier for specific forms of discriminant functions (e.g., linear classifiers), also when feedback is noisy. Along the same lines, Sastry and Thathachar have provided several algorithms based on cooperating systems of learning automata [17]. More recently, Zahiri proposed hyperplane- and rule-based classifiers, which performed comparably to other well-known methods in the literature [20, 21]. Recent research also includes the noise-tolerant learning algorithm by Sastry et al., built upon a team of continuous-action learning automata [16]. Further, Goodwin et al. proposed a learning automata-guided random walk on a grid to construct robust discriminant functions [6], while Motieghader et al. introduced a hybrid scheme that combines a genetic algorithm with learning automata to address the gene selection problem in cancer classification [12].

In general, previous learning automata schemes have mainly addressed relatively small-scale pattern recognition tasks. Lately, however, several TM-based approaches have demonstrated promising scalability

properties. This includes the natural language understanding approach by Berge et al., which uses the conjunctive clauses of the TM to capture textual patterns [4]. Also, TM-based convolution for image analysis was introduced by Granmo et al., employing the clauses as interpretable filters [8]. Further, Abeyrathna et al. designed a novel TM for regression [1] that supports continuous input [2]. All of these schemes compare favourably with state-of-the-art pattern classification and regression techniques.

Karnaugh Maps. For n binary input features, there can be 2^{2^n} propositional formulas. Equipped with an adequate number of conjunctive clauses, a TM can learn any of them in a relatively simple form. In this sense, TMs have similarities with Karnaugh map [9]. They both can be used to eliminate redundant variables to produce a minimal set of expressions, representing the required logic. As explored in the following section, the TM employs conjunctive clauses, also referred to as *minterms*. The TM, however, *automatically* learns the representation, and has the ability to learn in noisy environments.

Just as a Karnaugh map may need a large number of minterms to represent complex functions, a TM may need a large number of clauses to solve complex pattern recognition tasks. Additionally, complex patterns often involve a large number of input features. These two factors increase memory usage and computation time, both during training and during inference.

Paper Contributions. In this paper, we introduce the Weighted Tsetlin Machine (WTM), which employs *weighted clauses*. Our intent is to significantly reduce memory usage and computation time by using the clause weights to compress the pattern representation of the TM. We start with giving a brief overview of the TM in Section 2. Then, in Section 3, we introduce the WTM and the concept of weighted clauses, that is, clauses that output continuous rather than binary values. Real-valued weighting allows one clause to replace multiple, and supports fine-tuning the impact of each clause. Our novel scheme learns both the composition of each clause as well as their weights, simultaneously. Further, we simplify sample generation during learning by replacing Bernoulli process sampling with sampling from a binomial distribution followed by uniform sampling. We evaluate our approach empirically on MNIST, IMDb, and Connect-4 in Section 4, demonstrating that the WTM outperforms the TM in all the experiments. We conclude in Section 5, and present paths ahead for further research.

2 The Tsetlin Machine

TM learning is based on forming formulas in propositional logic to capture frequent patterns of high discriminating power, from binary input. We here describe how the TM operates multiple teams of so-called Tsetlin automata [19] to build discriminative conjunctive clauses, while majority voting is used to decide the final classification from the clause outputs.

2.1 The Tsetlin Automaton

A two-action *Tsetlin automaton* [19, 13] is a learning automaton with $2N$ states $\phi_1, \phi_2, \dots, \phi_{2N}$ and two actions α_1, α_2 (see Figure 1). It performs its actions sequentially in an environment. In the states ϕ_1, \dots, ϕ_N , the Tsetlin automaton performs action α_1 , and in the states $\phi_{N+1}, \dots, \phi_{2N}$, it performs action α_2 . The environment responds with two types of input to the automaton: penalties β_1 and rewards β_2 . A state transition function governs learning. With the penalty input β_1 , the transition function changes the state ϕ_i to ϕ_{i+1} for $1 \leq i \leq N$ and to ϕ_{i-1} for $N+1 \leq i \leq 2N$. Conversely, the reward input β_2 makes the state ϕ_i change to ϕ_{i-1} for $1 < i \leq N$ and to ϕ_{i+1} for $N+1 \leq i < 2N$, while leaving it unchanged for $i = 1, 2N$. In effect, β_1 makes the Tsetlin automaton change state toward the centre, while β_2 moves the state away from the centre, towards the extreme ends 1 or $2N$.

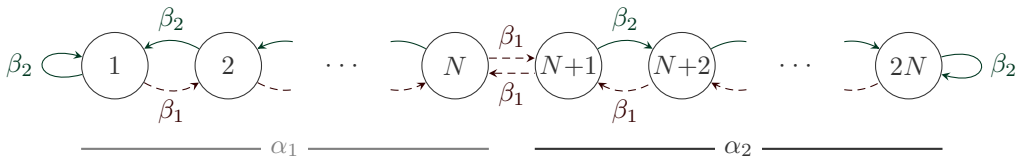


Figure 1: A two-action Tsetlin automaton with $2N$ internal states

2.2 Tsetlin Machine Structure and Inference

A binary classifier over n binary features can be regarded as a Boolean function — each of the 2^n possible combinations of the n binary inputs belongs to one of the classes 0 or 1. A Boolean function can always be represented as a disjunction of conjunctive clauses or the minterms, referred to as disjunctive normal form. That is, the minterms of class 1 yield the Boolean function for class 1 in disjunctive normal form.

For binary input features $\mathbf{x} = (x_1, \dots, x_o)$, each conjunctive clause C_j is represented by a subset L_j of the literal set $L = \{x_1, \dots, x_o, \neg x_1, \dots, \neg x_o\}$. Knowing L_j , we have

$$C_j(\mathbf{x}) = \bigwedge_{l \in L_j} l. \quad (1)$$

The Boolean function f in disjunctive normal form with clauses C_1, \dots, C_m then becomes:

$$f(\mathbf{x}) = \bigvee_{j=1}^m C_j(\mathbf{x}) = \bigvee_{j=1}^m \bigwedge_{l \in L_j} l. \quad (2)$$

Similar to Karnaugh maps, conjunctive clauses form the core of function representation in the TM. In brief, a TM learns the composition of each clause by specifying its literals using a team of $2o$ Tsetlin automata, one Tsetlin automaton per literal. Each Tsetlin automaton decides between two actions. Action α_1 means excluding the associated literal, while action α_2 means including it in the clause. Figure 2 shows the configuration of a team of eight Tsetlin automata that form a clause from the four binary variables x_1, x_2, x_3 , and x_4 . The team has decided to include the literals x_2, x_3 , and $\neg x_4$, thus producing the clause $x_2 \wedge x_3 \wedge \neg x_4$.

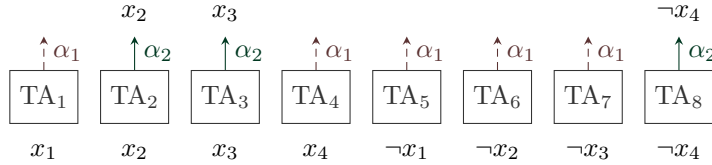


Figure 2: A team of eight two-action Tsetlin automata forming the clause $x_2 \wedge x_3 \wedge \neg x_4$

Instead of composing a disjunction of the conjunctive clauses, a TM sums up the clause outputs to produce an ensemble effect. Further, the TM groups the clauses into positive ones $C_1^+, C_2^+, \dots, C_{c_P}^+$ and negative ones $C_1^-, C_2^-, \dots, C_{c_N}^-$. In effect, for the input $\mathbf{x} = (x_1, \dots, x_o)$, the TM computes the signed sum

$$s(\mathbf{x}) = \sum_{j=1}^{c_P} C_j^+(\mathbf{x}) - \sum_{j=1}^{c_N} C_j^-(\mathbf{x}) \quad (3)$$

to perform classification. Now, if the signed sum is negative, the TM classifies the input as class $\hat{y} = 0$. Otherwise, it classifies it as class $\hat{y} = 1$. In other words, the classification is performed by applying the unit step function on $s(\mathbf{x})$:

$$\hat{y} = u(s(\mathbf{x})) = u\left(\sum_{j=1}^{c_P} C_j^+(\mathbf{x}) - \sum_{j=1}^{c_N} C_j^-(\mathbf{x})\right). \quad (4)$$

2.3 Tsetlin Machine Learning

The TM builds upon reinforcement learning, with feedback given directly to the clauses. Each clause, in turn, passes the feedback onward to its individual Tsetlin automata. There are two types of feedback: Feedback Type I and Feedback Type II. When a clause receives Type I feedback, it will eventually evaluate to 1 for the current input. If it already evaluates to 1, Type I feedback will instead refine the clause by inserting more literals. Type II feedback, on the other hand, makes the affected clauses eventually evaluate to 0. In combination, these two types of feedback gradually modify which literals are present in each clause by changing the states of the respective Tsetlin automata. The purpose is to modify the clauses in a way that over time improves the classification accuracy.

A TM is initialized by randomly setting the states of the individual Tsetlin automata, thus producing clauses with randomly selected literals. From there, training data is fed to the TM, one example (\mathbf{x}, y) at a time. In other words, the learning can be performed on-line. For an input \mathbf{x} of class $y = 0$, the goal is to make the signed sum $s(\mathbf{x})$ of the clauses become negative (see Equation 4). If this is not the case, we mitigate by giving some of the negative clauses Type I feedback, and some of the positive clauses Type II feedback. For input \mathbf{x} of class $y = 1$, on the other hand, the learning goal is to make the signed sum $s(\mathbf{x})$ become non-negative (again see Equation 4). Accordingly, if the signed sum of the clauses is negative, we increase it by giving some of the positive clauses Type I feedback and some of the negative clauses Type II feedback.

To introduce an ensemble effect, for each training example (\mathbf{x}, y) , the feedback is given to a random selection of the clauses based on a hyper-parameter T — a target value for the summation. In brief, the TM strives to make the signed sum $s(\mathbf{x})$ reach $-T$ for an input of class $y = 0$. Conversely, it seeks to make $s(\mathbf{x})$ reach T for an input of class $y = 1$. The ensemble effect is produced by randomly giving Type I and Type II feedback to the clauses as follows. We first clamp $s(\mathbf{x})$ between $-T$ and T : $c(\mathbf{x}) = \text{clamp}(s(\mathbf{x}), -T, T)$. Second, each clause receives feedback with probability $p_c(\mathbf{x})$ proportional to the difference between the clamped sum and the summation target T :

$$p_c(\mathbf{x}) = \begin{cases} \frac{T + c(\mathbf{x})}{2T}, & \text{if } y = 0, \\ \frac{T - c(\mathbf{x})}{2T}, & \text{if } y = 1. \end{cases} \quad (5)$$

The above random clause selection has an additional crucial effect: it guides the clauses to spread across the significant frequent sub-patterns, as opposed to clustering on a few ones. This happens because the expected feedback frequency is proportional to the difference between the clamped sum $c(\mathbf{x})$ and the summation target $\pm T$. That is, feedback activity calms down as $s(\mathbf{x})$ approaches its target $\pm T$, and comes to a complete standstill when the target is met or surpassed. In this manner, only a fraction of the available clauses are stimulated to recognize each frequent sub-pattern.

2.3.1 Type I Feedback

We first cover the details of Type I feedback, which plays two roles. Firstly, Type I feedback attempts to modify clauses that evaluate to 0 for the current input \mathbf{x} , so that they eventually start outputting 1 instead. This is achieved by making the clauses *sparser*, removing literals one by one. If a clause already outputs 1, however, Type I feedback refines the clause by including more literals, making it *denser*.

Table 1 contains the rules by which Type I feedback operates. Recall that each Tsetlin automaton is associated with a specific literal, within a specific clause. As seen in the table, the value of the clause in combination with the value of the literal governs feedback to the associated Tsetlin automaton:

- (1) If both the clause and the literal are of value 1, the Tsetlin automaton receives feedback that stimulates including the literal. The purpose is to refine the encompassing clause, so that it provides a more specific representation of the input \mathbf{x} .
- (2) All the other Tsetlin automata (those associated with clauses or literals of value 0), on the other hand, receive feedback that stimulates excluding their literals. This occurs randomly with probability p_s . The goal here is to combat overfitting by making the clause sparser, and in the extreme, erase the clause pattern completely to make room for a new.

Note that the probability p_s is a hyper-parameter that controls the sparsity of the clauses produced. In brief, the sparsity of clauses increases with p_s , simply because a higher p_s produces more exclude actions relative to include actions. Also note that as learning proceeds, Type I feedback makes the states of the Tsetlin automata gradually move away from the centre states. The automata thus become increasingly confident in their decisions. This stabilizes the composition of the clauses, calming down exploration.

2.3.2 Type II Feedback

We now cover the details of Type II feedback. In brief, by giving Type II feedback to a clause that outputs 1, its output eventually changes to 0. Table 2 contains the rules for Type II feedback. As seen, it is only when a clause outputs 1 that its Tsetlin automata are given Type II feedback, and then only those automata whose literals are of value 0. They are quite simply penalized for their exclude actions.

Accordingly, sooner or later, one of the excluded literals are included instead, turning the clause output to 0.

Contrary to Type I feedback, Type II feedback is not intended to make the Tsetlin automata more confident, or the clauses denser/sparser. Rather, Type II feedback disrupts the targeted clause by introducing new literals that potentially have high discrimination power. These literals are only picked up by Type I feedback if they take part in frequent sub-patterns. Otherwise, Type I feedback will throw them back into exclusion. In this manner, overfitting is combated, while discrimination power is increased.

2.4 Multiclass Problems

One of the advantages of using the signed sum of the clause outputs for classification, as opposed to simply the disjunction of the clauses, is that the sum also measures classification confidence. This allows multiclass problems to be addressed by using multiple TMs.

For an n -class classification problem, one can use n TMs, one per class. Each training example from a given class i is then used to train the respective TM_i , providing a $y = 1$ example. The same example is also used to train one of the other TMs, randomly selected, but this time taking the role of a $y = 0$ example. For classification, the signed clause sums associated with each TM_i , $s_i(\mathbf{x})$, are compared:

$$\hat{y} = \underset{i}{\operatorname{argmax}}\{s_i(\mathbf{x})\}.^1 \quad (6)$$

The class corresponding to the TM with the highest sum is the winner, forming the final output.

2.5 Bitwise Implementation

TM inference is to a large degree based on logical operators, which means that one can increase training and prediction speed by employing bitwise operations. Suppose the Tsetlin automata of a TM have 2^k states each. Then the $2o$ Tsetlin automata of a clause can each be represented with k bits, as shown in Figure 3a. However, rather than grouping the state bits automata-wise, one can instead reorganize the representation by grouping them position-wise, *per clause*. That is, the bits at the same position can be brought together, forming a bit array for each bit position (Figure 3b). This representation supports the use of fast bitwise operators, both during inference and learning, because one can operate upon, for instance, 32 Tsetlin automata at the same time.

Furthermore, the most significant bit of each automaton's state determines the automaton's action (0 means *exclude*, and 1 means *include*). Accordingly, the full composition of a clause is determined solely by the left-most bit array in Figure 3b – the most significant bit of the automata states, \mathbf{b}_k . The clause output for an input \mathbf{x} can then be evaluated purely in terms of a bitwise operation and an equality check:

$$\mathbf{b}_k \text{ AND } \mathbf{x} = \mathbf{b}_k.$$

Similarly, learning can be sped up by performing state increases and decreases on multiple Tsetlin automata at a time. Type I feedback, for instance, penalizes exclusion of literals of value 1 when the clause

¹Since $\operatorname{argmax}_i\{s_i(\mathbf{x})\}$ is a set, the more accurate terminology would be $\hat{y} \in \operatorname{argmax}_i\{s_i(\mathbf{x})\}$.

Clause value	0		1	
Literal value	0	1	0	1
Inclusion response	p_s -penalty	p_s -penalty	NA	reward
Exclusion response	p_s -reward	p_s -reward	p_s -reward	penalty

Table 1: Type I Feedback

Clause value	0		1	
Literal value	0	1	0	1
Inclusion response	–	–	NA	–
Exclusion response	–	–	penalty	–

Table 2: Type II Feedback

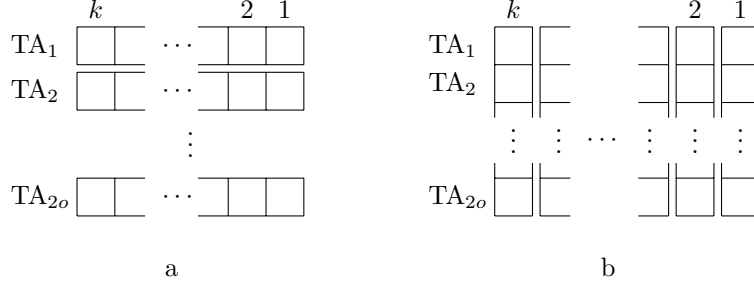


Figure 3: Rearrangement of the state bits of the automata for bitwise operations

output is 1, and conversely, include actions are rewarded (see Table 1). This corresponds to *increasing* the affected Tsetlin automata states. The increase is executed bitwise, simply, by adding \mathbf{x} to \mathbf{b}_1 , with the carry bit propagating up to \mathbf{b}_k .

Type I feedback also penalizes include actions and rewards exclude actions. This happens with probability p_s , and corresponds to *decreasing* the affected Tsetlin automata states. To take p_s into account, a random bit mask \mathbf{m} is prepared by setting each bit to 1 with probability p_s . For cases where the clause output is 1, \mathbf{m} AND $\neg\mathbf{x}$ is subtracted from \mathbf{b}_1 , with the result again propagated up to \mathbf{b}_k . When the clause output is 0, on the other hand, one simply subtracts \mathbf{m} instead.

Similarly, one adds $\neg\mathbf{x}$ AND $\neg\mathbf{b}_k$ to the automata states for Type II feedback. That is, the negation of the input \mathbf{x} is added to the state indexes, however, only when the corresponding literals have been excluded (see Table 2).

3 The Weighted Tsetlin Machine

We now introduce the Weighted Tsetlin Machine (WTM), which enhances the classic TM with weighted clauses as well as improving sampling efficiency.²

3.1 Binomial Distribution Based Type I Feedback Generation

Random number generation is relatively time consuming, yet an essential part of giving Type I feedback. That is, when randomizing feedback to the $2o$ Tsetlin automata of a clause, one samples from a Bernoulli process of length $u = 2o$ with success probability p_s .

We, here, propose to increase training efficiency by leveraging that p_s typically is small in TM learning, and that the number of successes S_u of the Bernoulli process has a Binomial distribution:

$$P(S_u = k) = \binom{u}{k} p_s^k (1 - p_s)^{u-k}. \quad (7)$$

To produce the bit mask \mathbf{m} consisting of $2o$ successes and failures more efficiently, we begin by initializing the complete mask to failures (zeros). We then obtain the number of successes q by sampling once from the corresponding Binomial distribution. Finally, we invert q randomly selected bits in \mathbf{m} , effectively inserting q successes (ones). The resulting procedure is summarized in Algorithm 1. Following this procedure, we produce the complete sample by generating down to merely $2p_s o + 1$ random values on average, rather than $2o$.

3.2 Weighted Clauses

Due to the ensemble effect of TM learning, several versions of similar clauses may occur multiple times in the final classifier. The question we investigate here is whether the collection of clauses as a whole can be represented more compactly by *weighting* the clauses. Then, instead of repeating a clause w times, we only need to keep one copy, assigning it the weight w . Further, by allowing w to be real-valued, we can introduce *fractional* clauses. Thus, if we want to halve the effect of a clause, we simply give it the weight $w = 0.5$. In this manner, a more compact representation can support both faster learning and faster classification.

²The code for the Weighted Tsetlin Machine can be found at <https://github.com/cair/pyTsetlinMachine> (Python/C).

BINOMIAL-UNIFORM-SAMPLING(u, p)

```

1   $B[1 \dots u] \leftarrow 0$ 
2   $q \leftarrow \text{BINOMIAL}(u, p)$ 
3   $k \leftarrow 1$ 
4  while  $k \leq q$ 
5       $v \leftarrow \text{UNIFORM}(1, u)$ 
6      if  $B[v] \neq 1$ 
7           $B[v] \leftarrow 1$ 
8           $k \leftarrow k + 1$ 
9  return  $B$ 

```

Algorithm 1: Generating u Bernoulli process samples with success probability p by setting an average of down to $u \cdot p$ elements to 1

Accordingly, in the WTM, we associate a positive real-valued weight w_j with each clause j . Thereby, the sum of clause outputs becomes real-valued too:

$$s'(\mathbf{x}) = \sum_{j=1}^{c_P} w_j^+ C_j^+(\mathbf{x}) - \sum_{j=1}^{c_N} w_j^- C_j^-(\mathbf{x}). \quad (8)$$

In this structure, to increase or reduce the impact of a clause, one merely needs to adjust its weight. Furthermore, the overall sum $s'(\mathbf{x})$ is now real-valued, generalizing the TM.

3.3 WTM Recognition

Recognition in the WTM is conducted in the same way as for the TM. That is, we simply apply the step function to the weighted sum:

$$\hat{y} = u(s'(\mathbf{x})) = u\left(\sum_{j=1}^{c_P} w_j^+ C_j^+(\mathbf{x}) - \sum_{j=1}^{c_N} w_j^- C_j^-(\mathbf{x})\right). \quad (9)$$

The multiclass WTM operates similarly, too. In brief, with n classes, we introduce one WTM per class $i = 1, \dots, n$. The resulting weighted sums $s'_i(\mathbf{x})$ are, in turn, used for classification. That is, the largest weighted sum determines the predicted class:

$$\hat{y} = \underset{i}{\operatorname{argmax}} \{s'_i(\mathbf{x})\}. \quad (10)$$

3.4 WTM Learning

The crucial question is how the weights can be learned to provide a compact, yet accurate pattern representation. We here propose a simple scheme for learning the weights.

Initialization. First of all, we initialize all the weights to 1.0:

$$w_j^+ \leftarrow 1.0, \quad (11)$$

$$w_j^- \leftarrow 1.0. \quad (12)$$

Thus, at the start of learning, the behaviour of the clauses are identical to those of the TM.

Weight Updating. Adjusting the Tsetlin automata's states in the WTM is performed in the same way as for the TM. However, we introduce a novel approach for updating the weights. This updating is governed by Type I and Type II feedback. Note that, below, we only update the weights of those clauses that evaluate to 1 for the current input \mathbf{x} .

Learning Rate. Weight learning is controlled by a *learning rate* $\gamma \in [0, \infty)$. For Type I feedback, each clause C_j^+/C_j^- outputting 1 has its weight w_j^+/w_j^- updated by multiplying it by $1 + \gamma$:

$$w_j^+ \leftarrow w_j^+ \cdot (1 + \gamma), \quad \text{if } C_j^+(\mathbf{x}) = 1, \quad (13)$$

$$w_j^- \leftarrow w_j^- \cdot (1 + \gamma), \quad \text{if } C_j^-(\mathbf{x}) = 1. \quad (14)$$

For Type II feedback, we instead update the weights by dividing by $1 + \gamma$:

$$w_j^+ \leftarrow w_j^+ / (1 + \gamma), \quad \text{if } C_j^+(\mathbf{x}) = 1, \quad (15)$$

$$w_j^- \leftarrow w_j^- / (1 + \gamma), \quad \text{if } C_j^-(\mathbf{x}) = 1. \quad (16)$$

When a clause evaluates to 0, its weight remains unchanged:

$$w_j^+ \leftarrow w_j^+, \quad \text{if } C_j^+(\mathbf{x}) = 0, \quad (17)$$

$$w_j^- \leftarrow w_j^-, \quad \text{if } C_j^-(\mathbf{x}) = 0. \quad (18)$$

As seen, for Type I feedback, the weights are increased to strengthen the impact of the associated clauses, thus reinforcing true positive frequent patterns. For Type II feedback, on the other hand, the weights are decreased instead. This is to diminish the impact of the associated clauses, thus combating false positives. Observe that for $\gamma = 0$, the weights of the clauses are fixed at the initial value 1.0, making the resulting WTM equivalent to a TM.

4 Empirical Results

We here present empirical results on the performance of the WTM in comparison with the TM. To this end, we use datasets from three different areas of pattern recognition: MNIST handwritten digit recognition [10], IMDB sentiment analysis [11], and Connect-4 game winner prediction [5]. We further investigate the behaviour of the novel WTM mechanisms in more detail, including learning speed and weight distribution.

4.1 MNIST Handwritten Digit Recognition

The MNIST dataset contains images of handwritten digits, 60,000 training and 10,000 test examples. Each example is a 28×28 -pixel grayscale image of a digit together with its label. The pixels are represented by integers between 0 (black) and 255 (white), and each label is an integer from 0 to 9. Since the inputs to the WTM should be binary, we binarize the input pixels to get 768 bits of data. A value less than $77 = \lceil .3 \cdot 255 \rceil$ is converted to 0, and a value greater than or equal to 77 is converted to 1.

4.1.1 Mask Preparation Speedup

Employing 2,000 class-clauses on MNIST produces 12.6 millions Type I feedback calls in the first epoch (the number of calls decreases gradually per epoch, as learning proceeds). In turn, each call samples $n = 2 \cdot 28 \cdot 28 = 1568$ values from a Bernoulli process with success probability $p_s = .1$, to produce the AND-mask \mathbf{m} (see Section 2.5). Accordingly, as shown in Table 3, producing the masks is the most time consuming part of TM learning. While recognizing the 60,000 images takes 23.5 seconds, mask preparation using standard Bernoulli process sampling takes 61.2 seconds. This is about 2/3 of the training time in the first epoch. However, replacing the Bernoulli process sampling with our binomial distribution based sampling approach (Algorithm 1), we are able to speed up mask preparation by a factor of 7, significantly improving the overall learning speed of the TM.

4.1.2 Weighted Clauses with WTM

We now turn to comparing the TM with our full WTM on MNIST, introducing weighted clauses. In our first experiment we used a 10-class TM with 2,000 clauses per class as baseline. To examine the effect of introducing weighted clauses, we found the number of clauses the WTM needed to provide corresponding accuracy as the TM. As seen in Figure 4, the WTM required 500 clauses per class to achieve similar performance during training and testing. In effect, the reduction in clauses made the WTM use about 4 times less memory and execute approximately 4 times faster. Together with the fast mask preparation, the full WTM ran approximately 10 times faster than the TM, measured over 300 epochs of training.

	Sample Recognition	Type I Feedback	Type II Feedback	Mask Preparation
Calls	120K	12.6M	12.7M	12.6M
Bernoulli Time (s)	23.5	8.1	0.7	61.2
Binomial Time (s)	23.6	7.9	0.9	8.7

Table 3: Number of calls and execution time of each step of the TM learning procedure, for the complete first epoch on MNIST (60,000 images).

Furthermore, by running the TM and WTM with the same number of clauses, in this case 4,000 per class, we observe that the WTM was more accurate than the TM (Figure 5). Indeed, both mean training and test accuracy was higher, in the majority of the epochs.

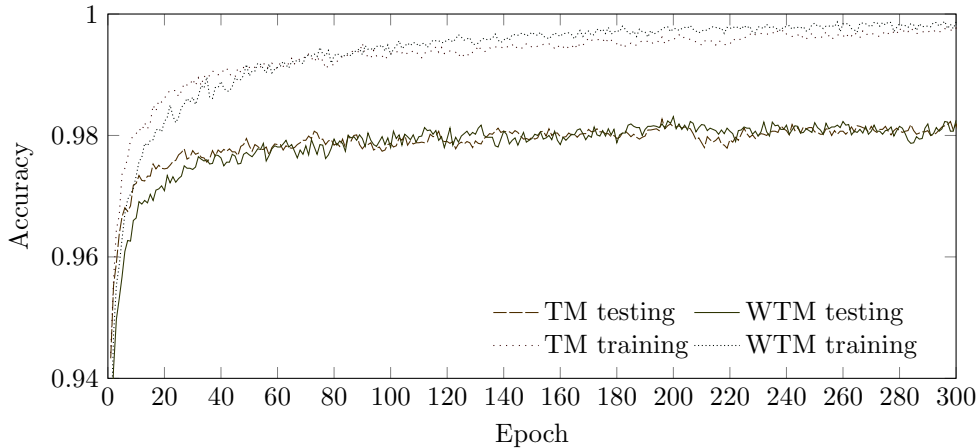


Figure 4: MNIST testing and training accuracy for a TM with 2,000 clauses per class, in comparison with a WTM with 500 clauses per class

Also note that, after around epoch 130, the WTM had a steady training accuracy of 100%. The TM, on the other hand, peaked at training accuracy 99.86%. The WTM also had a higher testing accuracy, improving peak accuracy from 98.27% to 98.63%.

Table 4 contains test accuracy statistics of the WTM, collected from the last 50 epochs of single-run training (multiple runs behave similarly). As seen, the WTM learning is relatively stable, with a small difference between minimum and maximum test accuracy.

	Maximum	Minimum	Mean	5th %ile	95th %ile
TM (%)	98.21	97.90	98.09 ± 0.07	97.99	98.20
WTM (%)	98.63	98.38	98.49 ± 0.05	98.41	98.57

Table 4: MNIST test accuracy statistics of the TM and the WTM with 4,000 clauses, collected across the last 50 epochs of training

We next investigated the distribution of weights. In Table 5, the maximum, minimum, and mean of the weights are reported per class. As seen, how the weights are distributed varies from class to class. The weights span from 0.09 to 21.01, and we observe that every class both have fractional and large weight clauses. Figure 6 shows the distribution of weights after training epoch 300 for the digit '9' class. As seen, the weights are relatively diverse. For the positive clauses, we observe two weight peaks, around 0.6 and 5.0. For the negative ones, however, the majority of weights centres around 5.0, with a long left tail. The benefits of weighed clauses thus becomes apparent. The clause with the largest weight has $\frac{21.01}{0.09} = 233.44$ times more impact than the clause with the smallest weight. To achieve this effect with a standard TM, one would need approximately 233 times more copies of the first clause, compared to the second clause.

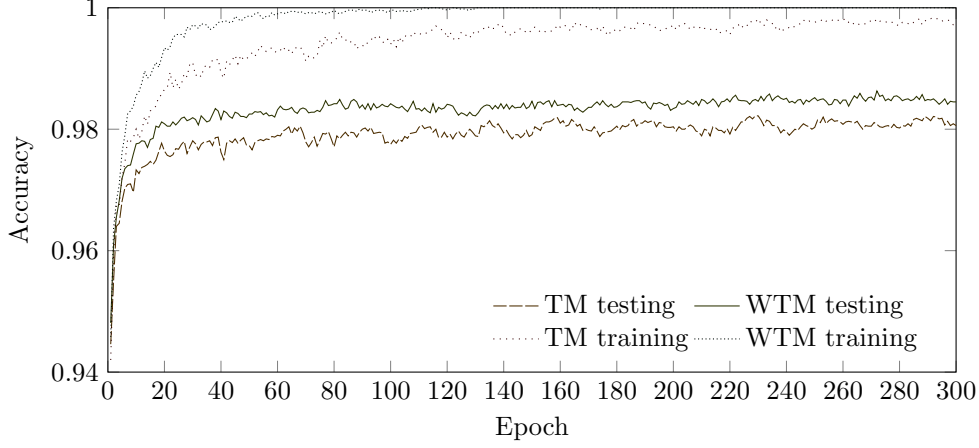


Figure 5: MNIST testing and training accuracy for a TM with 4,000 clauses per class, in comparison with a WTM with the same 4,000 clauses per class

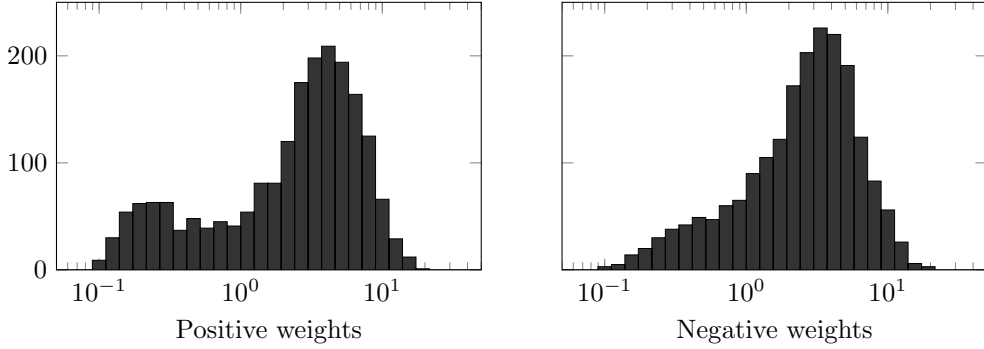


Figure 6: The distribution of weights learnt from MNIST after 300 epochs of training with a WTM possessing 4,000 clauses

Class	0	1	2	3	4	5	6	7	8	9
Maximum	7.1	8.49	16.88	19.02	12.15	16.71	8.58	18.27	19.02	21.01
Minimum	0.37	0.33	0.21	0.16	0.22	0.22	0.29	0.18	0.11	0.09
Mean	1.95	1.94	2.67	2.99	2.54	2.77	2.16	2.65	3.25	3.45
Ratio	19	26	82	122	54	74	29	103	177	231

Table 5: Maximums, minimums, means, and the max-min ratios of the clause weights, per class, for the WTM with 500 clauses, collected after 300 epochs of training on MNIST

Example. Suppose 6 clauses of a WTM evaluate to 1, having the weights 0.1, 0.5, 0.55, 0.9, 1.0, and 1.5. To get the exact same result for a TM, one would need to repeat the clauses 2, 10, 11, 18, 20, and 30 times, respectively. Of course, such an exact replication may not be needed to achieve similar classification accuracy. That is, the smallest weights may potentially play a less significant role, reducing the need for clause duplication. In practice, it turns out that the number of clause duplicates needed varies from classification problem to classification problem. For MNIST, for instance, the TM needs 4 times more clauses than WTM to achieve similar accuracy, while for Connect-4 the factor is 50 (see below).

4.1.3 Comparison with Other Methods

Table 6 contrasts the WTM mean test accuracy on MNIST against vanilla versions of selected well-known classification methods, without applying performance enhancing techniques (such as boosting, ensembles,

and convolution), and without data augmentation (such as deskewing, blurring, shifting, and resizing).³ Note that the TM and WTM operate on the threshold-based binary encoding of the images (compression factor 8), rather than the original greyscale images. As seen, the WTM performs favourably compared to the other techniques, under comparable conditions.

Method	Accuracy (%)
2-layer NN, 800 Hidden Units	98.6
Weighted Tsetlin Machine	98.5 \pm 0.0
K-nearest Neighbors, L3	97.2
3-layer NN, 500+150 Hidden Units	97.1
40 PCA + Quadratic Classifier	96.7
1,000 RBF + Linear Classifier	96.4
Logistic Regression	91.5
Linear Classifier (1-layer NN)	88.0
Decision Tree	87.8
Multinomial Naive Bayes	83.2

Table 6: Comparison of vanilla methods on MNIST using the original dataset with no data augmentation

4.2 IMDb Sentiment Analysis

The IMDb sentiment analysis dataset consists of 50,000 highly polar movie reviews, organized into two categories: positive or negative reviews. The dataset is split evenly into 25,000 reviews for training and 25,000 reviews for testing. In this experiment, we use the unigrams and bigrams of each review as feature candidates, selecting the best 5,000 ones based on Chi-square feature selection. Each review is thus represented by a binary feature vector of size 5,000, marking the presence and absence of unigrams/bigrams.

We first compare a WTM with 3,200 class-clauses with a TM with 10,000 class-clauses. After 30 epochs of training, the WTM reaches a peak testing accuracy of 89.54%, compared to a test accuracy of 89.38% for the TM. Furthermore, as shown in Figure 7, the TM learns slightly faster in the first 10 epochs, however, afterwards, the WTM catches up, achieving the highest peak performance.

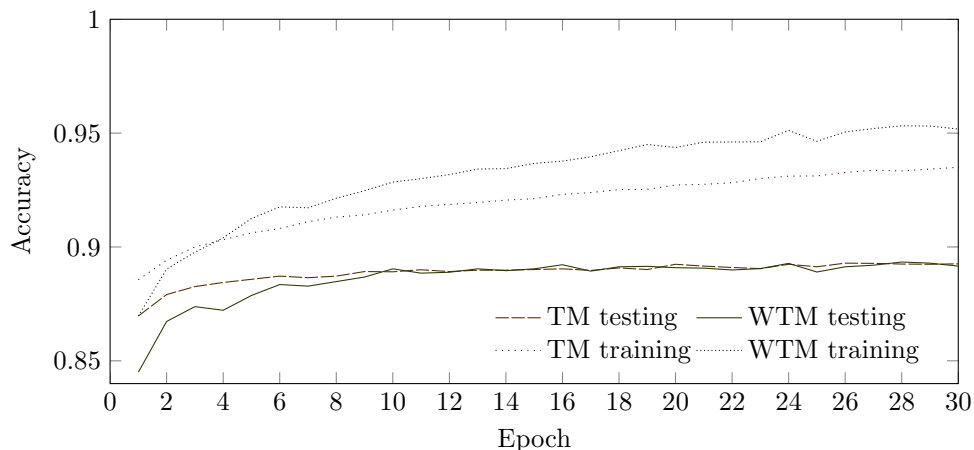


Figure 7: IMDb testing and training accuracy obtained by a TM with 10,000 clauses and a WTM with 3,200 clauses per class

With an equal number of clauses, 10,000 per class, the WTM reaches an average test accuracy of $89.80\% \pm 0.16\%$, significantly higher than what is achieved with the TM (Table 7). The maximum accuracy achieved is also higher for the WTM.

Again we observe a diverse distribution of weights. For this dataset, the weights behave quite similarly across the classes and clause polarities, spanning from 0.4 to 5 (Figure 8). The wide range of weights confirms the importance of weighting clauses differently.

³The results have been obtained from <http://yann.lecun.com/exdb/mnist/> and the original TM paper [7].

	Maximum	Minimum	Mean	5th %ile	95th %ile
TM (%)	89.38	89.18	89.27 ± 0.10	89.18	89.38
WTM (%)	90.03	89.64	89.80 ± 0.16	89.64	90.03

Table 7: IMDb test accuracy statistics collected from the last 5 epochs of 25, with 10,000 clauses per class both for the TM and the WTM

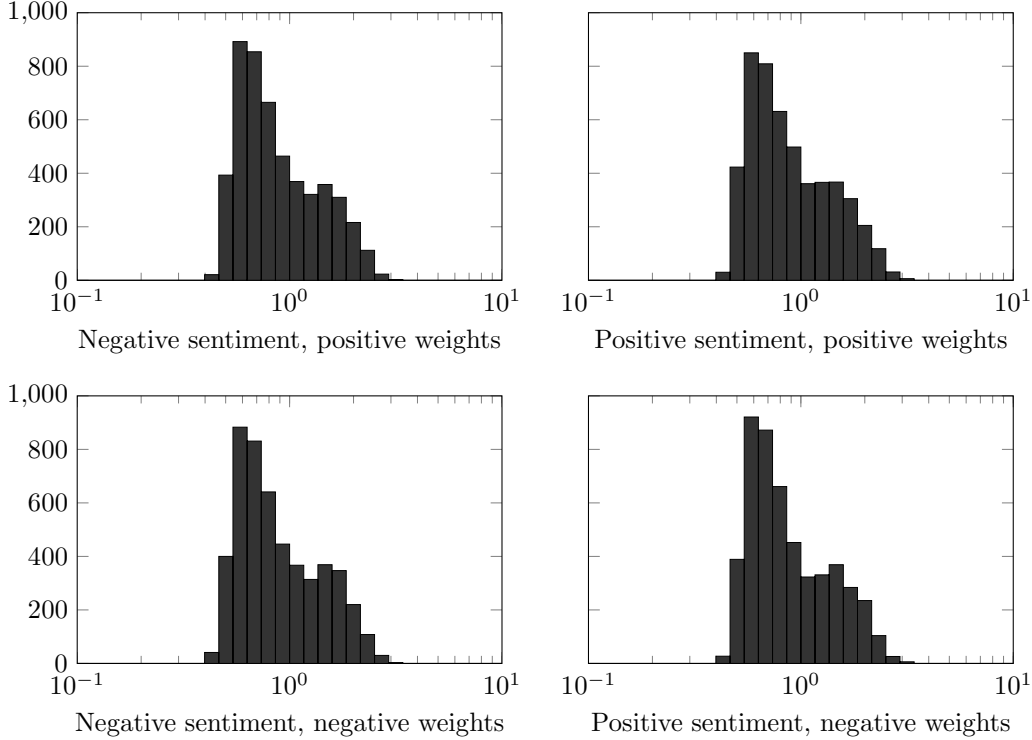


Figure 8: The distribution of weights learnt for IMDb, grouped by category and clause polarity, considering a WTM with 10,000 class-clauses after 25 epochs of training

4.3 Connect-4 Game Winner Prediction

Connect-4 is a two-player board game similar to Tic-Tac-Toe, played on a 6×7 grid. Each player tries to connect four of her pieces in a row, either horizontally, vertically, or diagonally. The Connect-4 dataset of Dua and Graff [5] contains all 67,557 legal positions of the board after eight moves, in which neither player has won yet and the next move is not forced. Each position is labelled as either a win, a loss, or a draw — the outcome of the game after optimal play from the respective position. We assign 10% of the data to testing, keeping 90% for training. We further represent the board state as a binary feature vector of size $6 \times 7 \times 2$. The first 6×7 bits capture the placement of player one pieces, while the last 6×7 bits capture the placements of player two.

Surprisingly, our experiments show that a WTM with merely 200 clauses per classes (win, draw, and loss) performed comparably to a TM with 10,000 clauses per class. Figure 9 depicts testing and training accuracy per epoch for both the TM and WTM, across 150 epochs of training. As seen, the WTM provided similar accuracy with 50 times fewer clauses!

Using a WTM with 10,000 clauses, we achieved a mean test accuracy of 84.75 ± 0.25 , over the last 40 epochs of 200 epochs of training. Table 8 contains the resulting test accuracy statistics.

The distribution of the WTM weights with 200 clauses per class is shown in Figure 10. The weights are grouped by class and clause polarity, revealing distinct patterns in each group.

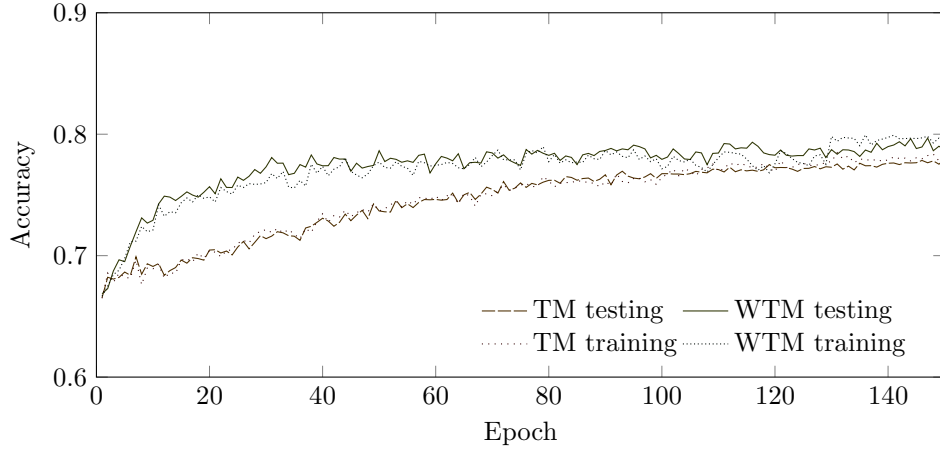


Figure 9: The testing and training accuracies of a TM with 10,000 and a WTM with 200 clauses for each class in an implementation of Connect-4

	Maximum	Minimum	Mean	5th %ile	95th %ile
TM (%)	78.42	77.62	78.03 ± 0.24	77.65	78.38
WTM (%)	85.42	84.09	84.75 ± 0.25	84.38	85.12

Table 8: Connect-4 test accuracy statistics for a WTM and a TM with 10,000 clauses per class, collected over the last 40 out of 200 training epochs

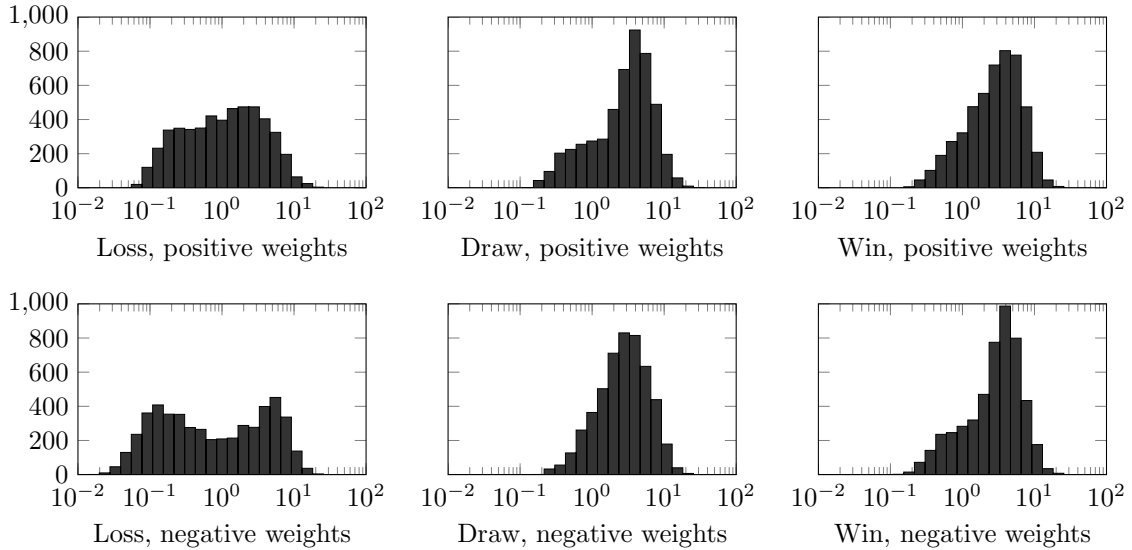


Figure 10: The distribution of weights per class on Connect-4 for a WTM with 200 clauses per class

5 Conclusion and Further Work

In this paper, we introduced the Weighted Tsetlin Machine (WTM), generalizing the TM. Instead of repeating a clause multiple times to increase its impact, we assign a weight to each clause. The weights control the impact of the clauses, and are learnt using a novel variant of Type I and Type II feedback. In this manner, the WTM can obtain a more compact representation of patterns. In addition, since the weights can take fractional values, the clauses can more easily be fine-tuned to represent complex patterns. Finally, we proposed a new sampling approach for Type I feedback generation, replacing sampling from a Bernoulli process with sampling from a binomial distribution followed by uniform sampling.

Our empirical results showed that the WTM performs comparably to the WTM when equipped with much fewer clauses (from 3 to 50 times less clauses). Furthermore, with the same amount of clauses,

the WTM outperforms the WTM accuracy-wise on MNIST (image analysis), IMDb (text analysis), and Connect-4 (game outcome prediction).

In our further work, we intend to investigate whether the WTM approach also can improve the Regression Tsetlin Machine [1] for logic regression [14], being capable of more fine-grained tuning of clauses. Another improvement, also investigated in [2] for the regular TM, would be to introduce real-valued instead of binary inputs. This, for instance, would enable the WTM to operate directly on greyscale images, eliminating the need for binarization.

References

- [1] K. D. Abeyrathna, O.-C. Granmo, L. Jiao, and M. Goodwin. The Regression Tsetlin Machine: A Tsetlin Machine for Continuous Output Problems. In P. Moura Oliveira, P. Novais, and L. P. Reis, editors, *Progress in Artificial Intelligence*, pages 268–280. Springer International Publishing, 2019.
- [2] K. D. Abeyrathna, O.-C. Granmo, X. Zhang, and M. Goodwin. A scheme for continuous input to the tsetlin machine with applications to forecasting disease outbreaks. In *International Conference on Industrial, Engineering and Other Applications of Applied Intelligent Systems*, pages 564–578. Springer, 2019.
- [3] A. G. Barto and P. Anandan. Pattern-recognizing stochastic learning automata. *IEEE Transactions on Systems, Man, and Cybernetics*, 15(3):360–375, 1985.
- [4] G. T. Berge, O.-C. Granmo, T. O. Tveit, M. Goodwin, L. Jiao, and B. V. Matheussen. Using the Tsetlin Machine to Learn Human-Interpretable Rules for High-Accuracy Text Categorization with Medical Applications. *IEEE Access*, 7:115134–115146, 2019.
- [5] D. Dua and C. Graff. UCI machine learning repository, 2017.
- [6] M. Goodwin, A. Yazidi, and T. M. Jonassen. Distributed learning automata for solving a classification task. In *2016 IEEE congress on evolutionary computation (CEC)*, pages 3999–4006. IEEE, 2016.
- [7] O.-C. Granmo. The Tsetlin Machine - A Game Theoretic Bandit Driven Approach to Optimal Pattern Recognition with Propositional Logic. *arXiv preprint arXiv:1804.01508*, 2018.
- [8] O.-C. Granmo, S. Glimsdal, L. Jiao, M. Goodwin, C. W. Omlin, and G. T. Berge. The Convolutional Tsetlin Machine. *arXiv preprint arXiv:1905.09688*, 2019.
- [9] M. Karnaugh. The map method for synthesis of combinational logic circuits. *Transactions of the American Institute of Electrical Engineers, Part I: Communication and Electronics*, 72(5):593–599, 1953.
- [10] Y. LeCun, L. Bottou, Y. Bengio, P. Haffner, et al. Gradient-based learning applied to document recognition. *Proceedings of the IEEE*, 86(11):2278–2324, 1998.
- [11] A. L. Maas, R. E. Daly, P. T. Pham, D. Huang, A. Y. Ng, and C. Potts. Learning word vectors for sentiment analysis. In *Proceedings of the 49th Annual Meeting of the Association for Computational Linguistics: Human Language Technologies*, pages 142–150, Portland, Oregon, USA, June 2011. Association for Computational Linguistics.
- [12] H. Motieghader, A. Najafi, B. Sadeghi, and A. Masoudi-Nejad. A hybrid gene selection algorithm for microarray cancer classification using genetic algorithm and learning automata. *Informatics in Medicine Unlocked*, 9:246–254, 2017.
- [13] K. S. Narendra and M. A. Thathachar. *Learning automata: an introduction*. Courier Corporation, 2012.
- [14] I. Ruczinski, C. Kooperberg, and M. LeBlanc. Logic regression. *Journal of Computational and graphical Statistics*, 12(3):475–511, 2003.
- [15] C. Rudin. Stop explaining black box machine learning models for high stakes decisions and use interpretable models instead. *Nature Machine Intelligence*, 1(5):206–215, 2019.

- [16] P. Sastry, G. Nagendra, and N. Manwani. A team of continuous-action learning automata for noise-tolerant learning of half-spaces. *IEEE Transactions on Systems, Man, and Cybernetics, Part B (Cybernetics)*, 40(1):19–28, 2009.
- [17] P. Sastry and M. Thathachar. Learning automata algorithms for pattern classification. *Sadhana*, 24(4-5):261–292, 1999.
- [18] M. A. Thathachar and P. S. Sastry. Learning optimal discriminant functions through a cooperative game of automata. *IEEE Transactions on Systems, Man, and Cybernetics*, 17(1):73–85, 1987.
- [19] M. L. Tsetlin. On behaviour of finite automata in random medium. *Avtom I Telemekhanika*, 22(10):1345–1354, 1961.
- [20] S.-H. Zahiri. Learning automata based classifier. *Pattern Recognition Letters*, 29(1):40–48, 2008.
- [21] S.-H. Zahiri. Classification rule discovery using learning automata. *International Journal of Machine Learning and Cybernetics*, 3(3):205–213, 2012.