

Conditional Hierarchical Bayesian Tucker Decomposition

Adam Sandler¹, Diego Klabjan², and Yuan Luo³

¹Engineering Sciences and Applied Mathematics, Northwestern University,
adamsandler2021@u.northwestern.edu

²Industrial Engineering and Management Sciences, Northwestern University,
d-klabjan@northwestern.edu

³Preventive Medicine (Health and Biomedical Informatics), Northwestern University,
yuan.luo@northwestern.edu

November 27, 2019

Our research focuses on studying and developing methods for reducing the dimensionality of large datasets, common in biomedical applications. A major problem when learning information about patients based on genetic sequencing data is that there are often more feature variables (genetic data) than observations (patients). This makes direct supervised learning difficult. One way of reducing the feature space is to use latent Dirichlet allocation in order to group genetic variants in an unsupervised manner. Latent Dirichlet allocation is a common model in natural language processing, which describes a document as a mixture of topics, each with a probability of generating certain words. This can be generalized as a Bayesian tensor decomposition to account for multiple feature variables. While we made some progress improving and modifying these methods, our significant contributions are with hierarchical topic modeling. We developed distinct methods of incorporating hierarchical topic modeling, based on nested Chinese restaurant processes and Pachinko Allocation Machine, into Bayesian tensor decompositions. We apply these models to predict whether or not patients have autism spectrum disorder based on genetic sequencing data. We examine a dataset from National Database for Autism Research consisting of paired siblings – one with autism, and the other without – and counts of their genetic variants. Additionally, we linked the genes with their Reactome biological pathways. We combine this information into a tensor of patients, counts of their genetic variants, and the membership of these genes in pathways. We also perform a similar analysis of a dataset of patients with one of four common types of cancer (breast, lung, prostate, and colorectal).

1 Introduction

Autism spectrum disorder (ASD) refers to a group of neurodevelopment disorders defined by a range of behavioral patterns and difficulty with social interaction. The Centers for Disease Control and Prevention estimates 1 in 68 children have ASD. Although, it is more prevalent in boys than girls. Currently, ASD is typically diagnosed by parent and doctor observation of children’s behavior and development (though more comprehensive evaluation requires a team of specialists). Experts believe ASD is caused by a mixture of genetic and environmental factors [National Institute of Neurological Disorders and Stroke, 2017].

We examined a National Database for Autism Research dataset of paired siblings – one with ASD, and the other without – and counts of their genetic variants. This dataset has a clear hierarchical structure: variants are on genes, which are part of biological pathways, which are within patients. Furthermore, pathways and genetic variants can be hierarchically grouped based on functions and interactions. A hierarchical Bayesian tensor decomposition would be useful in the classification of ASD, where we have two modes of feature variables (genetic variants and pathways) and a clear hierarchical structure of groupings of genetic variants and pathways.

Another application is to cancer. It is believed that genetic factors impact the likelihood of patients developing cancer. We could similarly group patients based on their genetic variants and pathway information, and use those groupings to predict the likelihood that they will develop various forms of cancer.

Yet another application would be natural language processing. Latent Dirichlet allocation (LDA) and its topic model extension, hierarchical LDA (hLDA), have been studied extensively in the context of natural language processing. However, the generalization to multiple modes has not been examined. Incorporating sentence structure as another mode may improve grouping of documents. Also, there would be another clear hierarchical structure here: words make up sentences, which make up documents.

Bayesian non-hierarchical tensor decompositions have been studied. For example, Dunson and Xing [2009] develop a conditional Bayesian Tucker decomposition, with p feature modes and one sample mode. Non-Bayesian hierarchical tensor decompositions have been studied. For instance, Grasedyck [2010] develop a hierarchical Tucker decomposition format. Also, Luo et al. [2015] construct a Tucker decomposition with a hierarchy of modes.

We develop a non-hierarchical conditional Bayesian Tucker decomposition with one sample variable and multiple feature variables. We fill this gap by developing hierarchical topic models for multiple modes, which is non-trivial. Then, we use these topic models in the conditional Bayesian Tucker decomposition in order to group patients based on their counts of genetic variants and pathways. We use these groups to classify whether or not patients have ASD (or a type of cancer) using these topics.

Our contributions are as follows:

- We define a new formulation for a conditional Bayesian Tucker decomposition with p feature variables and one sample variable.
- We develop several models for incorporating hierarchical topic models into a Bayesian Tucker decomposition.
- We study three known properties of CRP in our context and show that there is no way to satisfy all three of them. In lieu of this, we study pairs of these properties.
- We derive a collapsed Gibbs sampler for the conditional Bayesian Tucker decomposition, with arbitrary number of modes.
- For our biomedical application, we present a novel method of feature reduction for genetic data, and a new technique for classifying ASD and cancer.

In Section 2, we review existing literature related to our research. In Section 3, we define our decomposition model and topic models. In Section 4, we discuss which properties apply to our model. In Section 5, we discuss algorithms used to compute these decompositions. In Section 6, we discuss the metrics used to compare our models.

2 Literature Review

There are a few existing models for decomposing probability tensors using a Bayesian prior. Dunson and Xing [2009], Zhou et al. [2015] proposed using a Bayesian model in order to decompose a joint probability tensor according to the CANDECOMP/PARAFAC or canonical polyadic (CP) decomposition (i.e., as the sum of a rank-one tensors or a Tucker decomposition with diagonal core tensor). This decomposition is done as an infinite sum, which is later truncated. Also, Yang and Dunson [2016] proposed a Bayesian model to decompose a conditional probability tensor according to the Tucker decomposition (i.e., as a core tensor multiplied by matrices along each mode). Their conditional probability tensor expresses the conditional probability of one categorical response variable conditioned on p categorical prediction variables. This decomposition uses a finite sized core tensor, which can be adjusted as part of the posterior algorithm. Dunson and Xing [2009], Yang and Dunson [2016], Zhou et al. [2015] all imposed Dirichlet priors (or a Dirichlet stick-breaking prior) on the components of the decomposition and then proposed a Gibbs sampling algorithm for the posterior computation. A Dirichlet prior is often used in modeling probabilities. Dunson and Xing [2009], Zhou et al. [2015] use a CP decomposition, while we use a Tucker decomposition. Yang and

Dunson [2016] use a Tucker decomposition with 1 response variable and p predictor variables, while we use p feature variables and 1 sample variable. This requires a different formulation. In addition to this unique formulation, we add a hierarchical structure which has not been studied before in a tensor context.

Some researchers have studied Bayesian Tucker decomposition with other priors. Schein et al. [2016] modeled country-country interactions using a four-mode tensor to represent an action performed between two countries in a certain time period. Then, they applied a Bayesian Poisson Tucker decomposition to group countries, actions, and monthly time steps. This type of decomposition applies a Poisson prior and uses a Gibbs sampling algorithm for the posterior inference. A Poisson prior distribution is typically used to model the count of events in a period of time or space. Although we are interested in decomposing a counting tensor, our counts are not of events in time or space. Xu et al. [2012] proposed a model for computing the Tucker decomposition of a tensor using a normally distributed prior and a variational expectation maximization algorithm for the posterior computation. A normally distributed prior is popular when little or no information about a tensor is known. A normal prior does not make sense in our context due to the sparsity of our counting tensor and the desire to depict topics as mixtures/probabilities.

If a conditional Bayesian tensor decomposition consists of only two modes, one sample variable and one feature variable, then both Yang and Dunson’s [2016] and our model are equivalent, and the tensor factorization method is really a matrix factorization method. This matrix factorization algorithm corresponds to Latent Dirichlet Allocation (LDA), which has been studied extensively. Some existing work demonstrated a connection between LDA and matrix decomposition. Hoffman et al. [2010] and Buntine [2002] stated that LDA can be viewed as a probabilistic matrix factorization of the counting matrix of words in each document into a matrix of topic weights and a dictionary of topics. Also, Schein et al. [2016] noted that there is a connection between Poisson matrix factorization and LDA.

Hierarchical groupings in Tucker decompositions have been studied in a non-Bayesian context. Hackbusch and Kühn [2009] defined the hierarchical Tucker format, which defines the hierarchy according to vector spaces and subspaces. They depict a d -mode tensor space as d vector spaces multiplied by the Kronecker product. They define a finite dimensional vector subspace on each of these vector spaces. Then, they pair off the subspaces and define a subspace on the vector space defined by the Kronecker product of those two subspaces. Next, they recurse on the subspaces until they get to one subspace. This final subspace contains an approximation of the desired tensor. Grasedyck [2010] developed algorithms for computing decompositions in the hierarchical Tucker format, based on hierarchical singular value decomposition. Also, Song et al. [2013] defined a recursive decomposition algorithm for estimating a latent tree graphical model of a hierarchical tensor decomposition. This model depicts the joint probability of a set of observed variables as nodes, dependent on their parents, which are hidden variables. However, none of these models use Bayesian statistics or express the hierarchy of latent topics in each mode so their structures are different from ours. Our hierarchical structure is different because these models depict either the hierarchy of the vector spaces spanning modes or a hierarchy of hidden variables which the observed variables depend on. Schifanella et al. [2014] proposed a method for hierarchical decomposition of tensors for CP and Tucker decompositions. This method involves adjusting the resolution or size of the core tensor to provide higher- or lower-resolution decompositions of the same data. Given a clustering strategy, their algorithm uses an alternating least squares technique; and computes the lowest-resolution tensor first, then expands the domain of the dimensions. Their model is different from ours because their hierarchy is based on expanding topics into subtopics within each mode in order to create decompositions of different resolutions, while our hierarchy determines a set of possible topics in which each different value of the sample variable belongs. In their multi-resolution framework, each topic is a mixture of its subtopics, which is not the case with our model. Though these non-Bayesian models are interesting theoretically, in practice, they are intractable for large data sets. Furthermore, a Bayesian approach does a better job at grouping modes into topics that appear infrequently.

In summary, our hierarchical Bayesian Tucker decomposition model is different from previous Bayesian tensor decomposition models because we use a unique formulation (p feature variables and 1 sample variable), and impose a hierarchical structure to the latent topics. Also, other hierarchical tensor decompositions have not utilized Bayesian statistics nor have they defined their hierarchical tree as possible groups within modes.

	Definition	Example
x	sample variable	patient index
\mathbf{y}	feature variables	genes and pathways
z	hidden topic	gene and pathway group
$\boldsymbol{\pi}$	conditional probability tensor $P(\mathbf{y} x)$	gene and pathway prevalence for each patient
$\boldsymbol{\phi}$	topic prevalence for each sample	topic prevalence for each patient
$\boldsymbol{\psi}$	prevalence of each feature variable in each topic	prevalence of genes and pathways in their respective topics
λ_x	total count for sample x	count of genetic variants and pathways for patient x
c_j	specific value of $\begin{cases} x, & \text{if } j = 0 \\ y_j, & \text{if } j > 0 \end{cases}$	specific patient, gene, or pathway
d_j	size of tensor in mode j	number of patients, genes, or pathways
p	number of feature modes	2 feature modes (genes and pathways)
\mathbf{h}	specific set of topics	specific gene and pathway topics
K_j	total number of topics for mode j	total number of gene or pathway topics
K	total number of topics over all modes	total number of gene and pathway topics
\mathcal{K}	set of topics	set of gene and pathway topics
\mathbf{T}_x	path through hierarchical model for sample x	path for patient x
L	depth of hierarchical model	depth of hierarchical model
ℓ	specific level in hierarchical model	specific level in hierarchical model
$\tau^{(\ell,j)}$	number of topics in level ℓ for mode j	number of topics in level ℓ for either the gene or pathway mode
$\boldsymbol{\alpha}$	prior for $\boldsymbol{\phi}$	prior for $\boldsymbol{\phi}$
$\boldsymbol{\beta}$	prior for $\boldsymbol{\psi}$	prior for $\boldsymbol{\psi}$
$\boldsymbol{\gamma}$	prior or parameter for \mathbf{T}	prior or parameter for \mathbf{T}

Table 1: Variable Definitions

3 Models

In what follows, we use bold to denote vectors, matrices, and tensors; and nonbold to denote scalars. If \mathbf{u} is a vector or tuple, we denote u_j as its j^{th} component. We provide a summary of the variables used and their corresponding definitions for the ASD and cancer examples in Table 1.

3.1 Overview of Hierarchical Topic Models

As a prelude to our discussion on hierarchical topic models in multiple modes, we first discuss relevant common hierarchical topic models for a single mode. We start by discussing the nested Chinese Restaurant Process (nCRP) and hLDA. Then, we define the Pachinko Allocation Machine (PAM) and hierarchical PAM (hPAM).

nCRP is defined by Griffiths et al. [2004] as follows. Imagine a city with an infinite number of infinite-table Chinese restaurants. One restaurant is designated as the root. On each table in each restaurant, there is a card referring to another restaurant. The root restaurant never appears on a card, and the other restaurants appear on at most one card within the entire city. Customers visit this city for a set number of days, starting at the root restaurant on the first night, and each subsequent night visiting the restaurant on the card corresponding to the table they sat at the previous night. A table within a restaurant is selected based on the Chinese Restaurant Process (CRP) [Griffiths et al., 2004]. Thus, the restaurants are organized into an infinitely-branched hierarchical tree of set depth L (the number of nights of the stay), with each restaurant having an associated level. Furthermore, each customer x has a corresponding set of restaurants \mathbf{T}_x that he/she visited (a path through the tree), determining the set of tables for each customer. In topic modeling based on LDA, a customer is a document and a restaurant is a topic. The transition from LDA to hLDA is made by drawing a path through the nCRP for each document, then using the set of restaurants

visited by each customer as the set of topics in a document (only those topics are given non-zero probability).

Pachinko Allocation Machine, as defined by Li and McCallum [2006], is a model that connects topics with a directed acyclic graph (DAG). PAM samples a topic path from the DAG, starting at the root, and sampling each child according to the multinomial distribution of the current topic. Although a PAM can use an arbitrary DAG, we use a DAG with a leveled structure. This means that for a set number of levels L , each node on level $\ell \in \{1, \dots, L - 1\}$ is a parent of every node on the level $\ell + 1$ below it. Only the leaf nodes correspond to the vocabulary. In this model, the number of topics $\tau^{(\ell)}$ are fixed (predetermined) for all levels $\ell \in \{1, \dots, L\}$. hPAM is defined by Mimno et al. [2007] as a PAM model where all nodes (rather than those on the lowest levels) are associated with distributions over the vocabulary rather than just those on the lowest level. In this model, a path is drawn through the PAM for each document, then the set of nodes visited by each document defines the set of topics within a document.

3.2 Conditional Bayesian Tucker Decomposition

We start by defining the tensor decomposition for a counting tensor. In this decomposition, we assume that there is no hierarchy among the decomposed groups. This model details how the Bayesian Tucker decomposition is constructed and performed, i.e., which quantities the core tensor and factor matrices represent. In the context of our applications to ASD and cancer, this model decomposes a tensor of the count of each patients' genetic variants and pathways as the mixture of each patients' genetic variant and pathway groups, the mixture of genetic variants in each genetic variant group, and the mixture of pathways in pathway groups. Thus, it determines groups of genetic variants and pathways. In addition, it provides proportions of genetic variant groups and pathway groups to which each patient belongs, as well as the proportion of each genetic variant within the genetic variant groups and pathways within the pathway groups. The assumption is that no hierarchy is present among the groups.

Given a counting tensor $\mathcal{B} = \{b_{c_0 \dots c_p}\}$,¹ we first normalize it by dividing by $\lambda_{c_0} = \sum_{c_1=1}^{d_1} \dots \sum_{c_p=1}^{d_p} b_{c_0 \dots c_p}$. I.e.,

we obtain the conditional probability tensor $\pi_{c_0 \dots c_p} = P(y_1 = c_1, \dots, y_p = c_p \mid x = c_0)$ by $\pi_{c_0 \dots c_p} = \frac{b_{c_0 \dots c_p}}{\lambda_{c_0}}$, where \mathbf{y} and x are the feature and sample variables. In our application, $\boldsymbol{\pi} = P(\text{genetic variants, pathways} \mid \text{patient})$, \mathbf{y} represents the genes and pathways and x is the patient. We define a conditional Bayesian Tucker decomposition, as the Tucker decomposition of a $d_0 \times \dots \times d_p$ conditional probability tensor,

$$\pi_{c_0 \dots c_p} = \sum_{\mathbf{h}=(h_1, \dots, h_p) \in \mathcal{K}} \phi_{c_0 \mathbf{h}} \prod_{j=1}^p \psi_{h_j c_j}^{(j)}, \quad (1)$$

with $\mathcal{K} = \{(k_1, \dots, k_p) \mid k_j \in \{1, \dots, K_j\} \text{ for every } j \in \{1, \dots, p\}\}$, latent class indices $z_j \in \{1, \dots, K_j\}$, $\phi_{c_0 h_1 \dots h_p} = P(z_1 = h_1, \dots, z_p = h_p \mid x = c_0)$, and $\psi_{h_j c_j}^{(j)} = P(y_j = c_j \mid z_j = h_j)$. In our example, $\phi = P(\text{genetic variant groups, pathway groups} \mid \text{patient})$, $\boldsymbol{\psi}^{(1)} = P(\text{genetic variants} \mid \text{genetic variant groups})$, and $\boldsymbol{\psi}^{(2)} = P(\text{pathways} \mid \text{pathway groups})$. In this model, for each x (first mode of the tensor), a joint ‘‘topic’’ distribution over topic vectors $\mathbf{h} \in \mathcal{K}$ is first selected. This is governed by core tensor ϕ . Next, for each other mode $j \in \{1, \dots, p\}$, the selected topic h_j is ‘‘mapped’’ to all choices $\{1, \dots, d_j\}$ in this mode, governed by $\boldsymbol{\psi}^{(j)}$. We note that $\sum_{\mathbf{h} \in \mathcal{K}} \phi_{c_0 \mathbf{h}} = 1$ for each $c_0 \in \{1, \dots, d_0\}$ and $\sum_{c_j=1}^{d_j} \psi_{h_j c_j}^{(j)} = 1$ for each $j \in \{1, \dots, p\}$ and $h_j \in \{1, \dots, K_j\}$. For ease of notation, we define $K = K_1 \dots K_p$ and map $\text{vec} : \mathcal{K} \mapsto \{1, \dots, K\}$ is a one-to-one mapping from a tuple of topics to a single topic index. Our model does not depend on the choice of such map.² Our generative model is presented in Algorithm 1, where \mathcal{S}_d is the d -dimensional probability simplex $\left(\mathcal{S}_d = \left\{ \mathbf{v} \in \mathbb{R}_+^d \mid \sum_{i=1}^d v_i = 1 \right\} \right)$. This model is related to the conditional probability Tucker decomposition

¹Common convention dictates that if \mathcal{B} is a tensor, $b_{c_0 \dots c_p}$ are its elements, for $c_i \in \{1, \dots, d_i\}$ and $i \in \{1, \dots, p\}$.

²An example mapping would be $\text{vec}(\mathbf{k}) = k_1 + (k_2 - 1)K_1 + \dots + (k_p - 1) \prod_{j=1}^{p-1} K_j$. Note: this example is a generalization of the column-major order.

Algorithm 1: Generative Process

```
for  $x = 1, \dots, d_0$  do  
   $\tilde{\phi}_x \sim \text{Dir}(\boldsymbol{\alpha}) \in \mathcal{S}_K$   
  for  $\mathbf{k} \in \mathcal{K}$  do  
     $\phi_{x\mathbf{k}} = \tilde{\phi}_{x\text{vec}(\mathbf{k})}$   
for  $j = 1, \dots, p$  do  
  for  $k = 1, \dots, K_j$  do  
     $\boldsymbol{\psi}_k^{(j)} \sim \text{Dir}(\boldsymbol{\beta}^{(j)}) \in \mathcal{S}_{d_j}$   
for  $x = 1, \dots, d_0$  do  
  for  $i = 1, \dots, \lambda_x$  do  
     $\varepsilon \sim \text{Mult}(\{1, \dots, K\}, \tilde{\phi}_x)$   
     $\mathbf{z}_i^{(x)} = \text{vec}^{-1}(\varepsilon)$   
    for  $j = 1, \dots, p$  do  
       $\mathbf{y}_{ij}^{(x)} \sim \text{Mult}(\{1, \dots, d_j\}, \boldsymbol{\psi}_{\mathbf{z}_i^{(x)}}^{(j)})$ 
```

defined by Yang and Dunson [2016], but instead of one response variable and p predictor variables, this formulation has p feature variables and one sample variable.

The model probability is given by the product of components: factor matrices given their priors, core tensor given its prior, and individual count probabilities. The probability of the factor matrices $\boldsymbol{\psi}$ given its priors $\boldsymbol{\beta}$ is a nested product over modes j and topics h_j in that mode given the prior for that mode:

$$P(\boldsymbol{\psi}|\boldsymbol{\beta}) = \prod_{j=1}^p \prod_{h_j=1}^{K_j} P(\boldsymbol{\psi}_{h_j}^{(j)}|\boldsymbol{\beta}^{(j)}). \quad (2)$$

The probability of the core tensor ϕ given its prior $\boldsymbol{\alpha}$ is a product over all samples x given the prior:

$$P(\phi|\boldsymbol{\alpha}) = \prod_{x=1}^{d_0} P(\phi_x|\boldsymbol{\alpha}). \quad (3)$$

The individual count probabilities are a nested product over all samples x and counts within that sample λ_x of the hidden topics $\mathbf{z}_i^{(x)}$ probability given the core tensor $\boldsymbol{\psi}_x$ and the feature variables $\mathbf{y}_i^{(x)}$ probability given the feature matrices $\boldsymbol{\psi}_{\mathbf{z}_i^{(x)}}$:

$$P(\mathbf{Y}, \mathbf{Z}|\phi, \boldsymbol{\psi}) = \prod_{x=1}^{d_0} \prod_{i=1}^{\lambda_x} P(\mathbf{y}_i^{(x)}|\boldsymbol{\psi}_{\mathbf{z}_i^{(x)}}) P(\mathbf{z}_i^{(x)}|\phi_x). \quad (4)$$

The overall model probability is a product of the aforementioned components:

$$P(\mathbf{Y}, \mathbf{Z}, \phi, \boldsymbol{\psi}|\boldsymbol{\alpha}, \boldsymbol{\beta}) = P(\boldsymbol{\psi}|\boldsymbol{\beta})P(\phi|\boldsymbol{\alpha})P(\mathbf{Y}, \mathbf{Z}|\phi, \boldsymbol{\psi}). \quad (5)$$

3.3 Conditional Hierarchical Bayesian Tucker Decompositions

We next discuss extensions of this model to topic hierarchies. For simplicity, we assume $p = 2$, i.e., two modes of feature variables to group. We discuss generalizations later (in Section 3.4).

The transition from LDA to hLDA uses an nCRP, as outlined in Section 3.1. The challenge with implementing this in our context (where customers correspond to x) is that we have multiple modes of topics. It is not clear how to generalize nCRP by stating that each table represents a pair of topics (recall

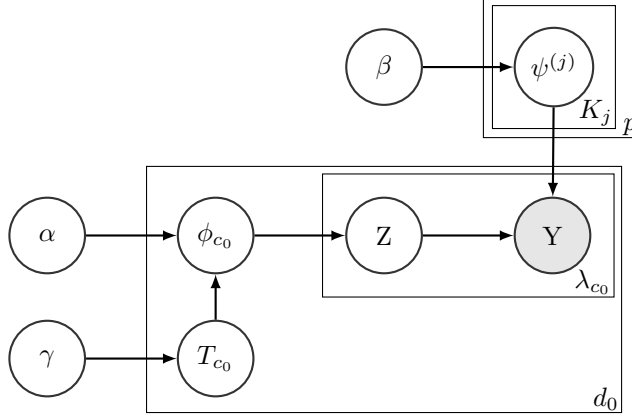


Figure 1: Plate Diagram for a Conditional Hierarchical Bayesian Tucker Decomposition

that $p = 2$) rather than a single topic. In the case of hLDA, when a customer sits at a new table, it represents a new topic. But if each table represents a set of topics rather than a single topic, what does a new table represent? A new topic in one mode? Or both modes? Or a new combination of existing topics? There is no clear way of determining what a new table represents without imposing an order on pairs of groups; but there is no natural order to impose that would imply that the order of customers does not matter as the order of “ x ” is irrelevant.

We next describe two general solutions to this problem, the independent topic model and the hierarchical topic model. The hierarchical model requires an order of modes and the choice of topic for each mode depends on the topic in its parent mode.

To this end, given $x \in \{1, \dots, d_0\}$, let \mathbf{T}_x be its path through a conceptual topic model. The topic distribution ϕ_x along any such \mathbf{T}_x is drawn from $\text{Dir}(\boldsymbol{\alpha}) \in \mathcal{S}^L$, with L being the length of \mathbf{T}_x . In other words, \mathbf{T}_x implies positive probabilities among all possible topics (out of the total of K). Let \mathbf{T}_x be parameterized by γ , which is discussed later.

The probability for a conditional hierarchical Bayesian Tucker decomposition (illustrated in its plate diagram, Figure 1) is constructed similarly to that of the non-hierarchical (Equation 5). Though the factor matrices probability given their priors (Equation 2) and individual count probabilities (Equation 4) are the same, the core tensor probability given its prior (Equation 3) must be modified to incorporate the hierarchical model. Here, we incorporate the probability of each sample’s x path \mathbf{T}_x given the hierarchical prior or parameter γ . The core tensor ϕ_x probability for each sample depends on both the prior $\boldsymbol{\alpha}$ and path \mathbf{T}_x as the path dictates which topics have non-zero probabilities.

$$P(\phi, \mathbf{T} | \boldsymbol{\alpha}, \gamma) = \prod_{x=1}^{d_0} P(\phi_x | \boldsymbol{\alpha}, \mathbf{T}_x) P(\mathbf{T}_x | \gamma) \quad (6)$$

Combining this yields the overall model probability:

$$P(\mathbf{Y}, \mathbf{Z}, \phi, \psi, \mathbf{T} | \boldsymbol{\alpha}, \beta, \gamma) = P(\psi | \beta) P(\phi, \mathbf{T} | \boldsymbol{\alpha}, \gamma) P(\mathbf{Y}, \mathbf{Z} | \phi, \psi). \quad (7)$$

Next, we discuss possible ways to model \mathbf{T}_x . We are going to assume that each x corresponds to a customer to adhere to common terminology in the literature.

We define a three-mode independent topic model ($p = 2$) as containing two separate topic models for each mode (shown in Figure 2a). Each customer x draws two paths, one for each mode, $\mathbf{T}_x^{(1)}$ and $\mathbf{T}_x^{(2)}$, represented as a set of topics in that mode. The overall topic list \mathbf{T}_x consists of all possible pairs in $\mathbf{T}_x^{(1)}$ and $\mathbf{T}_x^{(2)}$. A common choice, draws these paths $\mathbf{T}_x^{(1)}$ and $\mathbf{T}_x^{(2)}$ by means of two independent nCRPs as follows. Let $\mathbf{P}^{(x, \ell, m)}$ be the probabilities associated with two independent CRPs, with hyper-parameters $\gamma_m^{(\ell)}$, where $m \in \{1, 2\}$ is the mode and $\ell \in \{1, \dots, L_m\}$ is the level of the tree. In this model, the number of tables

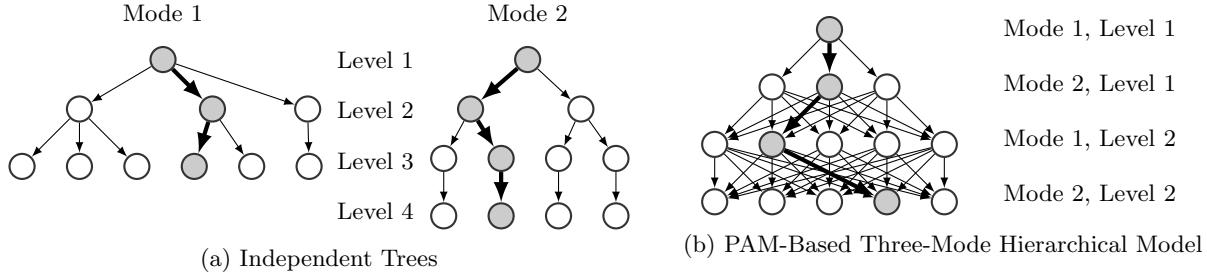


Figure 2: Hierarchical Topic Models ($p = 2$)



Figure 3: General p Topic Model Examples ($p = 3$)

(topics) in each mode, $\tau^{(\ell,1)}$ and $\tau^{(\ell,2)}$, change based on the CRP. More specifically,

$$P_i^{(x,\ell,m)} = \begin{cases} \frac{n_i}{\gamma_m^{(\ell)} + n - 1}, & \text{table } i \text{ is occupied} \\ \frac{\gamma_m^{(\ell)}}{\gamma_m^{(\ell)} + n - 1}, & i \text{ is the next unoccupied table} \end{cases}, \quad (8)$$

where customer x is the n^{th} customer at the restaurant and n_i is the number of customers at table i . While others have imposed independent hierarchical structures on the topics of different modes [Song et al., 2013, Schifanella et al., 2014], none have incorporated CRP or hLDA into their topic models.

We define a three-mode hierarchical topic model as a single topic model with a dominant mode (depicted in Figure 2b). Without loss of generality, we assume the first mode is the dominant one. At the first level, each customer x starts at the root topic 1 in mode 1; then, each customer chooses a topic j in mode 2, according to probability $P_1^{(1,1)}$. At each subsequent level $\ell \in \{2, \dots, L\}$, each customer chooses a topic i in mode 1, according to $P_j^{(\ell-1,2)}$, then a topic j in mode 2, according to $P_i^{(\ell,1)}$. Here, $P_i^{(\ell,m)}$ (for mode $m \in \{1, 2\}$) is the probability distribution over its children topics. There are two obvious choices for the overall topic list \mathbf{T}_x , the pairs of topics visited at each level of the DAG (level method) or all possible pairs of elements in the topic lists for each mode (Cartesian method). If PAM and hPAM ideas are used, $P_i^{(\ell,m)}$ (for all $i \in \{1, \dots, \tau^{(\ell,1)}\}$ and $m \in \{1, 2\}$) are multinomials drawn from Dirichlet distributions, i.e., $P_i^{(\ell,m)} \sim \text{Dir}(\gamma_i^{(\ell,m)}) \in \mathcal{S}_{\tau^{(\ell,m)}}$. While PAM has been used to model interactions between variables for LDA [Li and McCallum, 2006], it has not been used to model topic interactions between multiple modes.

3.4 Generalizations to $p \geq 3$

For the independent topic model, we have p independent hierarchical models (such as trees) and we get the topic tuples \mathbf{T}_x as all possible combinations of $\mathbf{T}_x^{(1)}$, \dots , and $\mathbf{T}_x^{(p)}$. For the hierarchical model, with general p , it is possible to have more complex dependence relations between modes. For example, Figure 3a shows a model where modes 2 and 3 depend on mode 1 but do not directly depend on each other. To this end, we assume we are given a DAG representing the dependency structure of the p modes. At each level, each customer moves through the DAG, selects a topic in each mode (ordered topologically) based on probability $P_i^{(\ell,m)}$, where ℓ is the level, m is the mode, and i represents the topics of all parent modes. Similarly to the $p = 2$ case, the tuples of topics visited at each level of the DAG or all possible tuples of elements in the topic lists for each mode correspond to the topic list for each x (those topics with non-zero prevalence).

Furthermore, it is possible to have a mixture of independent and hierarchical topic models; a certain mode or set of modes could be independent from the rest of the modes. For example, Figure 3b presents a model where mode 1 is independent of modes 2 and 3, while mode 3 depends on mode 2.

4 Properties

First, we define a number of properties (exchangeability, partition, and rich-get-richer), based on those of the CRP, which are important for describing topic models. Here, we assume $p = 2$ feature modes, study a single level, and discuss the difficulties with creating a topic model for tensors. In fact, we prove that not all of these properties can apply in the $p = 2$ case.

In order to define these properties, we first need to define a partition, an arrangement of customers into topics. In what follows, the number of customers n is fixed.

Definition 4.1. *We call the count of the number of customers assigned to each topic a partition. Note that since $p = 2$, these topics are pairs (one for each mode). To this end, for a partition $\rho = \{\rho_{ij}\}$, let ρ_{ij} be the count of customers assigned topic i in mode 1 and topic j in mode 2. In other words, ρ_{ij} is the number of customers sitting at the same table. Here, ρ is a matrix, the rows and columns of which represent the topics in each mode.*

Note that $n = \sum_{i,j} \rho_{ij}$. We first define the exchangeability property. This property is necessary because, if the order of customers affects the performance of a model, it would be impossible to determine how well it would perform inference, i.e., predict not yet seen customers.

Definition 4.2. *We say that a topic model has the exchangeability property if the probability of a partition does not depend on the order of the customers, i.e., $P(\rho|\text{order of customers}) = P(\rho|\Pi(\text{order of customers}))$, where Π is a permutation of the order.*

Next, we define two variants of the partition property, strict and loose. This property is important because it implies that the label and order of topics does not matter.

Definition 4.3. *We say that a topic model has the strict partition property if for all partitions ρ and $\Pi(\rho)$ permutation of the elements of ρ , $P(\rho) = P(\Pi(\rho))$.*

Definition 4.4. *We say that a topic model has the loose partition property if for all partitions ρ and $\Pi(\rho)$ permutation of the rows and columns of ρ , $P(\rho) = P(\Pi(\rho))$.*

Note that a permutation of ρ permutes all entries while a permutation of the rows and columns is allowed to only permute these (and not individual entries).

Lastly, we define the rich-get-richer property under the assumption of the exchangeability and partitioning properties. The general idea is that new customers are more likely to join topics with more customers. Let $\rho_{i(\cdot)} = \sum_{j=1}^{K_2} \rho_{ij}$ and $\rho_{(\cdot)i} = \sum_{j=1}^{K_1} \rho_{ji}$. In addition, let ξ_i be the probability of a new customer being assigned to topic i in mode 1 and θ_{ij} be the probability of a new customer being assigned to topic j in mode 2 given that the customer was assigned to topic i in mode 1. Note that because of the exchangeability property, ξ_i and θ_{ij} do not depend on the order of the customers. Also, note that for the independent topic model, we can drop the dependency in θ on the topic in the first mode and denote θ_i as the probability of a new customer being assigned to topic i in mode 2.

Definition 4.5. *We say that an independent topic model has the rich-get-richer property if*

1. *assuming $\rho_{i(\cdot)} \neq 0$ and $\rho_{j(\cdot)} \neq 0$, then $\xi_i > \xi_j$ if and only if $\rho_{i(\cdot)} > \rho_{j(\cdot)}$ (Mode 1), and*
2. *assuming $\rho_{(\cdot)i} \neq 0$ and $\rho_{(\cdot)j} \neq 0$, then $\theta_i > \theta_j$ if and only if $\rho_{(\cdot)i} > \rho_{(\cdot)j}$ (Mode 2).*

Definition 4.6. *We say that a hierarchical topic model has the rich-get-richer property if*

1. *assuming $\rho_{i(\cdot)} \neq 0$ and $\rho_{j(\cdot)} \neq 0$, then $\xi_i > \xi_j$ if and only if $\rho_{i(\cdot)} > \rho_{j(\cdot)}$ (Mode 1), and*

2. assuming $\rho_{ki} \neq 0$ and $\rho_{kj} \neq 0$, then $\theta_{ki} > \theta_{kj}$ if and only if $\rho_{ki} > \rho_{kj}$ (Mode 2).

The difference between definitions 4.5 and 4.6 is that the independent version only compares the fibers (rows and columns) of the partition, while the hierarchical version compares individual elements within each fiber.

First, we discuss conditions under which loose and strong partition properties hold to specific hierarchical topic models. We begin with the PAM three-mode model, giving the specific case in which the loose partition property holds.

Theorem 4.1. *The loose partition property holds in the PAM three-mode model if and only if the parameters of the Dirichlet distributions are symmetric.*

Proof. First, we look at a single Dirichlet distribution, i.e. a single node PAM model, and show that the partition property applies if and only if the parameters are symmetric. Without loss of generality, assume the parameters of the Dirichlet distribution $\boldsymbol{\gamma} = (\gamma_1, \dots, \gamma_K)$ are ordered such that $\gamma_1 \leq \dots \leq \gamma_K$, where K is the number of topics. Also, by PAM $\boldsymbol{\theta} = (\theta_1, \dots, \theta_K) \sim \text{Dir}(\boldsymbol{\gamma})$.

First, we show sufficiency. To this end, assume $\gamma_p = \gamma_q := \gamma$ for any p, q . Here, both the probability distribution and expectation of all θ 's are equal (this is clear from examining the probability distribution function of the Dirichlet distribution). We denote the probability of m_p people to topic p and m_q people to topic q , along with our assignments of people to each of the other topics, as $P(m_p, m_q, -)$. Thus this probability,

$$\begin{aligned} P(m_p, m_q, -) &\propto \int_0^1 \int_0^1 P(m_p, m_q | \theta_p, \theta_q) P(\theta_p, \theta_q) d\theta_p d\theta_q \\ &\propto \int_0^1 \int_0^1 \theta_p^{m_p + \gamma - 1} \theta_q^{m_q + \gamma - 1} d\theta_p d\theta_q \\ &= \int_0^1 \theta^{m_p + \gamma - 1} d\theta \int_0^1 \theta^{m_q + \gamma - 1} d\theta, \end{aligned} \tag{9}$$

is equal to the probability of assigning m_q people to topic p and m_p people to topic q ,

$$P(m_q, m_p, -) \propto \int_0^1 \theta^{m_p + \gamma - 1} d\theta \int_0^1 \theta^{m_q + \gamma - 1} d\theta. \tag{10}$$

Similarly, since the probability distributions over all θ 's are the same, the probability of assigning m people to topics 1 through K is equal to the probability of assigning any permutation of m people to topics 1 through k . Thus the partition property holds.

Next, we show necessity. To this end, assume $\gamma_p < \gamma_q$ (for some p and q). The probability of assigning m_p people to topic p and m_q people to topic q ,

$$P(m_p, m_q, -) \propto \int_0^1 \int_0^1 \theta_p^{m_p + \gamma_p - 1} \theta_q^{m_q + \gamma_q - 1} d\theta_p d\theta_q = \frac{1}{(m_p + \gamma_p)(m_q + \gamma_q)}, \tag{11}$$

is not equal to the probability of assigning m_q people to topic p and m_p people to topic q ,

$$P(m_q, m_p, -) \propto \frac{1}{(m_p + \gamma_q)(m_q + \gamma_p)}, \tag{12}$$

for all m_p and m_q . If $m_p < m_q$, then elementary algebra shows $(m_p + \gamma_p)(m_q + \gamma_q) < (m_p + \gamma_q)(m_q + \gamma_p)$ and if $m_p > m_q$, then $(m_p + \gamma_p)(m_q + \gamma_q) > (m_p + \gamma_q)(m_q + \gamma_p)$. Thus, the partition property does not hold.

If and only if the partition property holds for single nodes of the PAM model, it is possible to re-arrange topics in both modes (i.e., the loose partition property applies). \square

Next, we prove that there exists no general three-mode hierarchical topic model for which all three properties apply. First, we show that the probability of a new customer being assigned a topic in each mode has a functional form.

Lemma 4.1. *If there exists a three-mode hierarchical topic model where the rich-get-richer property, the strong partition property, and the exchangeability property hold, then ξ and θ are of the form:*

$$\xi_i \propto \begin{cases} f(\rho_{i(\cdot)}), & \rho_{i(\cdot)} > 0 \\ \gamma_0, & \rho_{i(\cdot)} = 0 \end{cases} \text{ and } \theta_{ij} \propto \begin{cases} g_i(\rho_{ij}), & \rho_{ij} > 0 \\ \gamma_i, & \rho_{ij} = 0 \end{cases}, \text{ for some functions } f \text{ and } g_i \text{ (for all } i). \quad (13)$$

Proof. For such a model, $\xi_i = \xi_j$ if and only if $\rho_{i(\cdot)} = \rho_{j(\cdot)}$ and $\theta_{ki} = \theta_{kj}$ if and only if $\rho_{ki} = \rho_{kj}$. This is sufficient because of the strong partition property and necessary because of the rich-get-richer property. By the strong partition property and the chain rule, $\xi_i \theta_{ij} = \xi_k \theta_{kl}$ if $\rho_{ij} = \rho_{kl}$. Also, because of the rich-get-richer and exchangeability properties, we can express $\xi_i \propto \begin{cases} f(\rho_{i(\cdot)}), & \rho_{i(\cdot)} > 0 \\ \gamma_0, & \rho_{i(\cdot)} = 0 \end{cases}$ and $\theta_{ij} \propto \begin{cases} g_i(\rho_{ij}), & \rho_{ij} > 0 \\ \gamma_i, & \rho_{ij} = 0 \end{cases}$. \square

Next, we show that these functions must be linear.

Lemma 4.2. *Furthermore, given the assumptions and results of Lemma 4.1, f and g_i (for all i) are linear.*

Proof. Suppose we want to assign x people to topic 1 and one person to topic 2. One way (case one) to do this would be to assign all x people at topic 1, then one person to topic 2. Another way (case two) to do this would be to assign $x - 1$ people to topic 1, then one person to topic 2, then one more customer to topic 1. The probabilities of these cases can be expressed as:

$$\begin{aligned} P(\text{case one}) &= \frac{f(1)}{\gamma_0 + f(1)} \cdots \frac{f(x-2)}{\gamma_0 + f(x-2)} \frac{f(x-1)}{\gamma_0 + f(x-1)} \frac{\gamma_0}{\gamma_0 + f(x)} \\ P(\text{case two}) &= \frac{f(1)}{\gamma_0 + f(1)} \cdots \frac{f(x-2)}{\gamma_0 + f(x-2)} \frac{\gamma_0}{\gamma_0 + f(x-1)} \frac{f(x-1)}{\gamma_0 + f(x-1) + f(1)} \end{aligned} \quad (14)$$

Thus, the differences in the probabilities are that the first case has $\gamma_0 + f(x)$ in the last denominator while the second case has $\gamma_0 + f(x-1) + f(1)$ in the last denominator. If the exchangeability property applies, we have $P(\text{case one}) = P(\text{case two})$ and in turn $f(x) = f(x-1) + f(1)$. Since this must apply for all x , by induction we have $f(x) = xf(1)$. Thus f is linear.

Most generally, $\xi_i \propto \begin{cases} \rho_{i(\cdot)} - \gamma_{02}, & \rho_{i(\cdot)} > 0 \\ \gamma_{01} + \gamma_{02}K_1, & \rho_{i(\cdot)} = 0 \end{cases}$ and $\theta_{ij} \propto \begin{cases} \rho_{ij} - \gamma_{i2}, & \rho_{ij} > 0 \\ \gamma_{i1} + \gamma_{i2}K_2, & \rho_{ij} = 0 \end{cases}$. Note that this is a generalized nCRP. \square

Finally, we use the linear functional form to show that such a model does not exist.

Theorem 4.2. *There does not exist a three-mode hierarchical topic model where the rich-get-richer property, the strong partition property, and the exchangeability property hold.*

Proof. Given the forms of ξ and θ from Lemma 4.2, suppose we take two elements $(i, j) \neq (m, n)$, $i \neq m$ and swap them within ρ . Then the ratio ν of the original probability with the swapped probability is:

$$\begin{aligned} \omega(\rho_{ij}, \rho_{mn}) &:= \frac{\Gamma(\rho_{m(\cdot)} - \gamma_{02})\Gamma(\rho_{i(\cdot)} - \gamma_{02})}{\Gamma(\rho_{m(\cdot)} - \rho_{mn} + \rho_{ij} - \gamma_{02})\Gamma(\rho_{i(\cdot)} - \rho_{ij} + \rho_{mn} - \gamma_{02})} \\ \nu &= \frac{\Gamma(\rho_{ij} - \gamma_{i2})\Gamma(\rho_{mn} - \gamma_{m2})}{\Gamma(\rho_{ij} - \gamma_{m2})\Gamma(\rho_{mn} - \gamma_{i2})}. \end{aligned} \quad (15)$$

If the strict partition property is satisfied, then $\nu = 1$ for all ρ_{ij} , ρ_{mn} , $\rho_{i(\cdot)}$, and $\rho_{m(\cdot)}$. Note that $\frac{\Gamma(\rho_{ij} - \gamma_{i2})\Gamma(\rho_{mn} - \gamma_{m2})}{\Gamma(\rho_{ij} - \gamma_{m2})\Gamma(\rho_{mn} - \gamma_{i2})} = 1$ for all ρ_{ij} and ρ_{mn} if and only if $\gamma_{i2} = \gamma_{m2}$, however $\omega(\rho_{ij}, \rho_{mn}) \neq 1$ for all ρ_{ij} , ρ_{mn} , $\rho_{i(\cdot)}$, and $\rho_{m(\cdot)}$. For example, if $\rho_{ij} = 1$, $\rho_{mn} = 2$, $\rho_{i(\cdot)} = 3$, $\rho_{m(\cdot)} = 3$, and $\gamma_{02} = 0$, then $\omega(\rho_{ij}, \rho_{mn}) = \frac{2!2!}{1!3!} = \frac{2}{3} \neq 1$. This shows that $\nu = 1$ is not always possible. \square

The independent trees model allows all three properties.

Theorem 4.3. *The exchangeability, loose partition, and rich-get-richer properties hold in the independent trees model.*

This follows from the properties of each independent CRP.

5 Algorithms

We use a Gibbs sampling algorithm in order to compute the posterior. This algorithm alternates between drawing new paths through our hierarchical topic model and solving the Bayesian Tucker decomposition problem. This scheme is similar to that developed for hLDA by Griffiths et al. [2004]. We present a general overview of the Gibbs sampling algorithm in Algorithm 2.

Algorithm 2: Algorithm Overview

```

Initialize hierarchical topic model and Bayesian Tucker decomposition
repeat
  | Draw Bayesian Tucker decomposition
  | Draw hierarchical topic model
until some convergence criteria is met;

```

In Section 5.1 we present two algorithms for sampling from the Bayesian Tucker decomposition, and in Section 5.2 we present Gibbs sampling algorithms for both the independent trees and PAM-based hierarchical topic models.

5.1 Sampling from Bayesian Tucker Decomposition

We present two Gibbs sampling algorithms for sampling from the Bayesian Tucker decomposition: a collapsed and non-collapsed version. When applying a topic model, we constrain these algorithms so that $\phi_{x\mathbf{k}}$ is positive for $\mathbf{k} \in \mathbf{T}_x$ and zero for $\mathbf{k} \notin \mathbf{T}_x$, for all x .

A non-collapsed algorithm, based on the algorithm given by Yang and Dunson [2016], is shown in Algorithm 3. Recall that their model uses 1 response variable and p predictor variables, while we use p feature variables and 1 sample variable.

Algorithm 3: Non-Collapsed Bayesian Tucker Decomposition Gibbs Sampler

```

for  $x = 1, \dots, d_0$  do
  |  $\tilde{\phi}_x \sim \text{Dir}(\boldsymbol{\alpha} + \mathbf{n}_x) \in \mathcal{S}_K$ 
  | for  $\mathbf{k} \in \mathcal{K}$  do
  | |  $\phi_{x\mathbf{k}} = \tilde{\phi}_{x\text{vec}(\mathbf{k})}$ 
for  $j = 1, \dots, p$  do
  | for  $k = 1, \dots, K_j$  do
  | |  $\boldsymbol{\psi}_k^{(j)} \sim \text{Dir}(\boldsymbol{\beta}^{(j)} + \mathbf{m}_h^{(j)}) \in \mathcal{S}_{d_j}$ 
for  $x = 1, \dots, d_0$  do
  | for  $i = 1, \dots, \lambda_x$  do
  | |  $P(\mathbf{z}_i^{(x)} = \mathbf{k} | -) \propto \phi_{x\mathbf{k}} \boldsymbol{\psi}_{k y_i}^{(j)}$ 
  | | Draw  $\mathbf{z}_i^{(x)}$  from  $P(\mathbf{z}_i^{(x)} = \mathbf{k} | -)$ 

```

In Algorithm 3, n_x^k is the count of topic k given sample variable x and $m_{hy}^{(j)}$ is the count of feature variable y in the j^{th} mode given topic h . Recall that the bold text implies that $\mathbf{m}_h^{(j)}$ is a vector over y 's.

Furthermore, we give a collapsed Gibbs version of this algorithm, shown in Algorithm 4 and derived in Appendix A. This makes sampling easier by integrating out the Dirichlet distributions. Dunson and Xing

[2009] and Yang and Dunson [2016] do not present collapsed versions of their algorithms.

Algorithm 4: Collapsed Bayesian Tucker Decomposition Gibbs Sampler

```

for  $x = 1, \dots, d_0$  do
  for  $i = 1, \dots, \lambda_x$  do
     $P(\mathbf{z}_i^{(x)} = \mathbf{k} | -) \propto (n_x^{\mathbf{k}, -x} + \alpha_{\mathbf{k}}) \prod_{j=1}^p \frac{m_{k_j y_j}^{(j), -x} + \beta_{y_j}^{(j)}}{\sum_{y=1}^{d_j} m_{k_j y}^{(j), -x} + \beta_{y_j}^{(j)}}$ 
    Draw  $\mathbf{z}_i^{(x)}$  from  $P(\mathbf{z}_i^{(x)} = \mathbf{k} | -)$ 

```

5.2 Hierarchical Topic Models

Next, we present Gibbs sampling algorithms for the independent trees and PAM-based hierarchical topic models. For the PAM-based hierarchical topic model, we present two versions of the algorithm: a non-collapsed and a collapsed version.

An algorithm for drawing paths through an independent trees topic model is given in Algorithm 5. This algorithm is a generalization of the hLDA algorithm by Griffiths et al. [2004].

Algorithm 5: Independent Trees Algorithm

```

for  $j = 1, \dots, p$  do
  for  $x = 1, \dots, d_0$  do
    for  $\ell = 1, \dots, L_i$  do
       $P(\mathbf{Y}_x^{(j)} | \mathbf{Y}_{-x}^{(j)}, \mathbf{c}^{(j)}, \mathbf{Z}^{(j)}) = \frac{\Gamma(m_{c_{x,\ell},(\cdot)}^{(j), -x} + d_j \beta^{(j)}) \prod_y \Gamma(m_{c_{x,\ell}, y}^{(j)} + \beta^{(j)})}{\prod_y \Gamma(m_{c_{x,\ell}, y}^{(j)} + \beta^{(j)}) \Gamma(m_{c_{x,\ell},(\cdot)}^{(j)} + d_j \beta^{(j)})}$ 
       $P(c_{x,\ell}^{(j)} | c_{-x\ell}^{(j)}) = \text{prior imposed by CRP}$ 
       $P(c_{x,\ell}^{(j)} | \mathbf{Y}^{(j)}, \mathbf{c}_{-x,\ell}^{(j)}, \mathbf{Z}^{(j)}) \propto P(\mathbf{Y}_x^{(j)} | \mathbf{Y}_{-x}^{(j)}, \mathbf{c}_{\ell}^{(j)}, \mathbf{Z}^{(j)}) P(c_{x,\ell}^{(j)} | c_{-x\ell}^{(j)})$ 

```

Here $m_{c_{x,\ell}, y}^{(j), -x}$ is the count of feature variables y assigned to topic $c_{x,\ell}$, in mode j , $m_{c_{x,\ell},(\cdot)}^{(j), -x} = \sum_{y=1}^{d_j} m_{c_{x,\ell}, y}^{(j), -x}$, and a subscript $-x$ indicates omitting sample variable x .

Li and McCallum [2006] and Mimno et al. [2007] provide collapsed Gibbs algorithms for four-layered PAM and hPAM models, but do not provide algorithms for arbitrary DAGs. For the purpose of deriving the collapsed Gibbs algorithm and generating probability distributions associated with the PAM model, we provide a non-collapsed algorithm for drawing paths through the topic model, Algorithm 6. This algorithm assumes an arbitrary PAM-based hierarchical structure, as described in Section 3.4.

Algorithm 6: Non-Collapsed PAM-Based Hierarchical Topic Model Algorithm

```

for  $\ell = 1, \dots, L$  do
  for  $j = 1, \dots, p$  do
    if  $\ell \neq 1$  or  $j$  is not a root mode then
      for  $\mathbf{i} \in \{\text{possible parent topics}\}$  do
         $P_{\mathbf{i}}^{(\ell, j)} \sim \text{Dir}(\boldsymbol{\gamma}_{\mathbf{i}}^{(\ell, j)} + \mathbf{n}_{\mathbf{i}}^{(\ell, j)})$ 
      for  $x = 1, \dots, d_0$  do
         $P(\mathbf{Y}_x^{(j)} | \mathbf{Y}_{-x}^{(j)}, \mathbf{c}^{(j)}, \mathbf{Z}^{(j)}) = \frac{\Gamma(m_{k,(\cdot)}^{(j), -x} + d_j \beta^{(j)}) \prod_y \Gamma(m_{k, y}^{(j)} + \beta^{(j)})}{\prod_y \Gamma(m_{k, y}^{(j), -x} + \beta^{(j)}) \Gamma(m_{k,(\cdot)}^{(j)} + d_j \beta^{(j)})}$ 
         $P(c_{x,\ell}^{(j)} = k | \mathbf{Y}^{(j)}, \mathbf{c}_{-x,\ell}^{(j)}, \mathbf{Z}^{(j)}) \propto P(\mathbf{Y}_x^{(j)} | \mathbf{Y}_{-x}^{(j)}, \mathbf{c}_{\ell}^{(j)}, \mathbf{Z}^{(j)}) P_{\mathbf{i}k}^{(\ell, j)}$ 

```

In Algorithm 6, $n_{\mathbf{i}k}^{(\ell, j)}$ is the count of customers assigned to topic k in the j^{th} mode at level ℓ and topics \mathbf{i} in the parent modes.

Cancer type	TCGA designation
Breast	Breast Invasive Carcinoma (BRCA)
Lung	Lung Squamous Cell Carcinoma (LUSC) or Lung Adenocarcinoma (LUAD)
Prostate	Prostate Adenocarcinoma (PRAD)
Colorectal	Colon Adenocarcinoma (COAD) or Rectum Adenocarcinoma (READ)

Table 2: Cancer types and TCGA designation

We also provide a collapsed version, shown in Algorithm 7. This can be derived by integrating out the Dirichlet distribution and dropping a constant (the Beta function).

Algorithm 7: Collapsed PAM-Based Hierarchical Topic Model Algorithm

```

for  $\ell = 1, \dots, L$  do
  for  $j = 1, \dots, p$  do
    if  $\ell \neq 1$  or  $j$  is not a root mode then
      for  $x = 1, \dots, d_0$  do
        
$$P(\mathbf{Y}_x^{(j)} | \mathbf{Y}_{-x}^{(j)}, \mathbf{c}^{(j)}, \mathbf{Z}^{(j)}) = \frac{\Gamma(m_{k,(\cdot)}^{(j),-x} + d_j \beta^{(j)}) \prod_y \Gamma(m_{k,y}^{(j)} + \beta^{(j)})}{\prod_y \Gamma(m_{k,y}^{(j),-x} + \beta^{(j)}) \Gamma(m_{k,(\cdot)}^{(j)} + d_j \beta^{(j)})}$$

        
$$P(c_{x,\ell}^{(j)} = k | \mathbf{Y}^{(j)}, \mathbf{c}_{-x,\ell}^{(j)}, \mathbf{Z}^{(j)}) \propto P(\mathbf{Y}_x^{(j)} | \mathbf{Y}_{-x}^{(j)}, \mathbf{c}_\ell^{(j)}, \mathbf{Z}^{(j)}) (\gamma_{ik}^{(\ell,j)} + n_{ik}^{(\ell,j)})$$


```

6 Model Evaluation

We provide a more detailed description of the ASD and cancer datasets we used in Subsection 6.1. To compare our models to each other and the baseline models, we use a held-out non-parametric likelihood estimate, described in Subsection 6.2. We also compared the log-likelihoods of various models trained on the cancer dataset in Subsection 6.2. In our evaluation experiments, we split each dataset into a 30% held-out test set, and performed 10-fold cross-validation (CV) on the training/validation dataset.

6.1 Datasets

The dataset we examined is from The Cancer Genome Atlas (TCGA). It contains 3,037 patients with one of four common types of cancer: breast, lung, prostate, or colorectal. The TCGA designations we considered for each type of cancer are given in Table 2. This dataset contained 1,044 patients with breast cancer, 1,066 patients with lung cancer, 497 patients with prostate cancer, and 433 patients with colorectal cancer. We used the same process for including pathway information as with the ASD dataset. This left us with 7,846 genes and 1,678 pathways.

6.2 Likelihood

One issue with comparing likelihoods across models is that the probabilities from Section 3 are not comparable due to differing hierarchical model structures. To compute the held-out likelihood, we would need to sum over or integrate out our hierarchical model variables, which does not have a closed-form solution.

To solve this problem, we use a non-parametric likelihood estimate, similar to Li and McCallum [2006] and based on empirical likelihood [Diggle and Gratton, 1984]. First, we randomly generate one thousand patients, using the trained generative process. Then, we compute the probabilities of a held-out test or validation patients as a mixture of the generated patients. Unlike other likelihood measures, this method is stable, easy to compute, and yields values that can reasonably be compared across models.

We trained conditional hierarchical Bayesian tucker decomposition models using various hierarchical models and computed the mean validation log-likelihood (over the 10 CV folds, using the above methodology). For each hierarchical model, we trained with varying levels $L \in \{2, 3, 4, 5\}$. Additionally, we trained the independent trees model with varying CRP hyperparameter $\gamma \in \{0.5, 1, 2\}$. For the PAM-based model, we

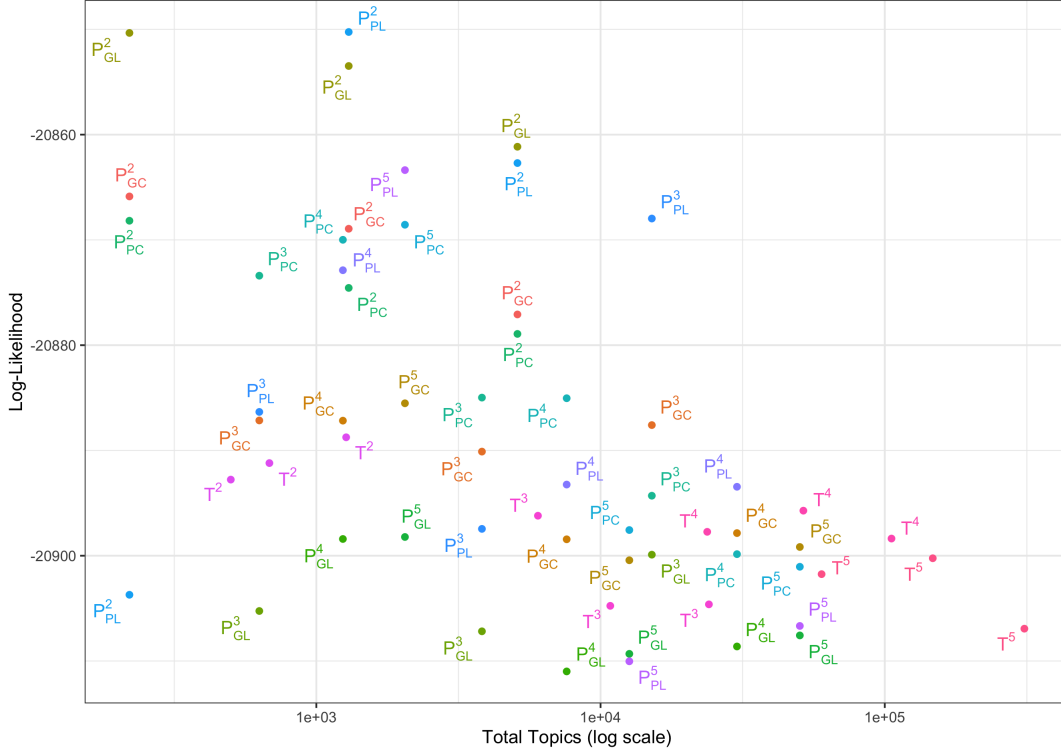


Figure 4: Cancer Model Log-Likelihoods

compared each choice of dominant mode (genes or pathways) and topic set composition (Cartesian or level set method, see Subsection 3.3 for definitions). We also used varying topics per level $\tau \in \{10, 25, 50\}$.

The results were plotted in Figure 4, and the full data is found in Appendix B. This figure depicts the mean validation log-likelihood for various hierarchical models trained on the cancer dataset, comparing it to the total number of topics (product of the number of gene and pathway topics) from the hierarchical model. In the case of the independent trees model, the number of topics is an average over the CV folds. Each point has a coded label. The large letter indicates if the point is from the independent trees model (“T”) or the PAM-based model (“P”). The superscript indicates the number of levels in the model. The subscript (for the PAM-based models) indicates the dominant mode, genes (“G”) or pathways (“P”), followed by the topic set composition method, Cartesian (“C”) or level set (“L”). Every label (combination of model type, number of levels, dominant mode, and topic set composition, if applicable) has the same color. Though the CRP hyperparameter (γ) and number of topics per level (τ) are not displayed on the plot, they dictate the number of total topics.

The log-likelihood for models with fewer topics seemed to be larger than those with more topics, indicating that some models are overfitting. We observed that some PAM-based models outperformed the independent trees models, which we hoped would be the case given the inherent hierarchical structure between genes and pathways, but there did not seem to be much reason as to which models were better than others (besides the total number of topics). The PAM-based models with level set topic composition are the most sensitive to changes in the other parameters (the standard deviation of the mean log-likelihoods of all such models with genes as the dominant mode was 23.15, and 19.86 for pathway-dominant models). The independent tree models were the least sensitive (with standard deviation of 5.68). The PAM-based models with Cartesian topic composition were in between (with standard deviation of 11.52 for gene-dominant models, and 12.56 for pathway-dominant models). However, the differences between these models is well within the margin of error, as the standard deviation in log-likelihood over the CV folds for each model is around 2,090 (or 10% of the log-likelihood).

7 Conclusion

We developed formulations for performing a Bayesian Tucker decomposition and designed strategies for incorporating dependent and independent hierarchical topic models in the decomposition. The independent trees model uses independent CRPs to generate hierarchical structures for each mode, while the PAM-based model creates a single hierarchical structure across modes. Furthermore, we presented a blueprint for generalizing these models to more than two feature variable modes. We generalized the properties of CRP to multiple modes and prove that the strict versions of these properties cannot apply to any hierarchical model with multiple modes. Additionally, we derived a collapsed Gibbs sampler for the Bayesian Tucker decomposition, with an arbitrary number of feature modes.

References

- Wray Buntine. *Variational Extensions to EM and Multinomial PCA*, pages 23–34. Springer Berlin Heidelberg, Berlin, Heidelberg, 2002.
- Peter J. Diggle and Richard J. Gratton. Monte carlo methods of inference for implicit statistical models. *Journal of the Royal Statistical Society, Series B: Methodological*, 46:193–227, 1984.
- David B. Dunson and Chuanhua Xing. Nonparametric bayes modeling of multivariate categorical data. *Journal of the American Statistical Association*, 104(487):1042–1051, 2009.
- Lars Grasedyck. Hierarchical singular value decomposition of tensors. *Society for Industrial and Applied Mathematics Journal on Matrix Analysis and Applications*, 31(4):2029–2054, 2010.
- Thomas Griffiths et al. Hierarchical topic models and the nested Chinese restaurant process. In S. Thrun, L. K. Saul, and B. Schölkopf, editors, *Advances in Neural Information Processing Systems 16*, pages 17–24. MIT Press, 2004.
- W. Hackbusch and S. Kühn. A new scheme for the tensor representation. *Journal of Fourier Analysis and Applications*, 15(5):706–722, Oct 2009.
- Matthew Hoffman, Francis R. Bach, and David M. Blei. Online learning for latent dirichlet allocation. In J. D. Lafferty, C. K. I. Williams, J. Shawe-Taylor, R. S. Zemel, and A. Culotta, editors, *Advances in Neural Information Processing Systems 23*, pages 856–864. Curran Associates, Inc., 2010.
- Wei Li and Andrew McCallum. Pachinko allocation: DAG-structured mixture models of topic correlations. In *Proceedings of the 23rd International Conference on Machine Learning, ICML '06*, pages 577–584, New York, NY, USA, 2006. ACM.
- Yuan Luo, Yu Xin, Ephraim Hochberg, Rohit Joshi, Ozlem Uzuner, and Peter Szolovits. Subgraph augmented non-negative tensor factorization (santf) for modeling clinical narrative text. *Journal of the American Medical Informatics Association : JAMIA*, 22, 04 2015.
- David Mimno, Wei Li, and Andrew McCallum. Mixtures of hierarchical topics with pachinko allocation. In *Proceedings of the 24th International Conference on Machine Learning, ICML '07*, New York, NY, USA, 2007. ACM.
- National Institute of Neurological Disorders and Stroke. Autism spectrum disorder fact sheet, Dec 2017.
- Aaron Schein, Mingyuan Zhou, David M. Blei, and Hanna Wallach. Bayesian poisson tucker decomposition for learning the structure of international relations. In *Proceedings of the 33rd International Conference on Machine Learning, ICML'16*, pages 2810–2819. JMLR.org, 2016.
- Claudio Schifanella, K. Selçuk Candan, and Maria Luisa Sapino. Multiresolution tensor decompositions with mode hierarchies. *Association for Computing Machinery Transactions on Knowledge Discovery from Data*, 8(2):10:1–10:38, June 2014.

Le Song, Mariya Ishteva, Ankur Parikh, Eric Xing, and Haesun Park. Hierarchical tensor decomposition of latent tree graphical models. In Sanjoy Dasgupta and David McAllester, editors, *Proceedings of the 30th International Conference on Machine Learning*, volume 28 of *Proceedings of Machine Learning Research*, pages 334–342, Atlanta, Georgia, USA, June 2013. PMLR.

Zenglin Xu, Feng Yan, and Alan Qi. Infinite tucker decomposition: Nonparametric bayesian models for multiway data analysis. In John Langford and Joelle Pineau, editors, *Proceedings of the 29th International Conference on Machine Learning*, ICML '07, pages 1023–1030, New York, NY, USA, 2012. ACM.

Yun Yang and David B. Dunson. Bayesian conditional tensor factorizations for high-dimensional classification. *Journal of the American Statistical Association*, 111(514):656–669, Feb 2016.

Jing Zhou, Anirban Bhattacharya, Amy H. Herring, and David B. Dunson. Bayesian factorizations of big sparse tensors. *Journal of the American Statistical Association*, 110(512):1562–1576, Feb 2015.

A Collapsed Gibbs

Here, we derive equations for collapsed Gibbs sampling of a conditional Bayesian Tucker decomposition. This derivation is similar to that of LDA. We begin with the total probability of our model and integrate out ϕ and ψ :

$$\begin{aligned} P(\mathbf{Y}, \mathbf{Z} | \boldsymbol{\alpha}, \boldsymbol{\beta}) &= \int_{\phi} \int_{\psi} P(\mathbf{Y}, \mathbf{Z}, \phi, \psi | \boldsymbol{\alpha}, \boldsymbol{\beta}) d\psi d\phi \\ &= \int_{\psi} \prod_{j=1}^p \prod_{h=1}^{K_j} P(\psi_h^{(j)} | \boldsymbol{\beta}) \prod_{i=1}^{\lambda_x} P(\mathbf{y}_{xi} | \psi_{z_{xi}}) d\psi \int_{\phi} \prod_{x=1}^{d_0} P(\phi_x | \boldsymbol{\alpha}) \prod_{i=1}^{\lambda_x} P(\mathbf{z}_{xi} | \phi_x) d\phi. \end{aligned} \quad (16)$$

All ψ 's and ϕ 's are independent from each other and thus can be treated separately. We first examine the ϕ 's:

$$\int_{\phi} \prod_{x=1}^{d_0} P(\phi_x | \boldsymbol{\alpha}) \prod_{i=1}^{\lambda_x} P(\mathbf{z}_{xi} | \phi_x) d\phi = \prod_{x=1}^{d_0} \int_{\phi_x} P(\phi_x | \boldsymbol{\alpha}) \prod_{i=1}^{\lambda_x} P(\mathbf{z}_{xi} | \phi_x) d\phi_x. \quad (17)$$

Now, we look at a single ϕ :

$$\int_{\phi_x} P(\phi_x | \boldsymbol{\alpha}) \prod_{i=1}^{\lambda_x} P(\mathbf{z}_{xi} | \phi_x) d\phi_x = \int_{\phi_x} \frac{\Gamma(\sum_{k=1}^{K_1 \cdots K_j} \alpha_k)}{\prod_{k=1}^{K_1 \cdots K_j} \Gamma(\alpha_k)} \prod_{k=1}^{K_1 \cdots K_j} \phi_{xk}^{\alpha_k - 1} \prod_{i=1}^{\lambda_x} P(\mathbf{z}_{xi} | \phi_x) d\phi_x. \quad (18)$$

Letting n_x^k denote the count of topic(s) k given independent variable x , we can express

$$\prod_{i=1}^{\lambda_x} P(\mathbf{z}_{xi} | \phi_x) = \prod_{k=1}^{K_1 \cdots K_j} \phi_{xk}^{n_x^k}. \quad (19)$$

Thus, the ϕ_x integral can be rewritten as

$$\int_{\phi_x} \frac{\Gamma(\sum_{k=1}^{K_1 \cdots K_j} \alpha_k)}{\prod_{k=1}^{K_1 \cdots K_j} \Gamma(\alpha_k)} \prod_{k=1}^{K_1 \cdots K_j} \phi_{xk}^{\alpha_k - 1} \prod_{k=1}^{K_1 \cdots K_j} \phi_{xk}^{n_x^k} d\phi_x = \int_{\phi_x} \frac{\Gamma(\sum_{k=1}^{K_1 \cdots K_j} \alpha_k)}{\prod_{k=1}^{K_1 \cdots K_j} \Gamma(\alpha_k)} \prod_{k=1}^{K_1 \cdots K_j} \phi_{xk}^{n_x^k + \alpha_k - 1} d\phi_x. \quad (20)$$

According to the functional expression of the Dirichlet distribution,

$$\int_{\phi_x} \frac{\Gamma(\sum_{k=1}^{K_1 \cdots K_j} n_x^k + \alpha_k)}{\prod_{k=1}^{K_1 \cdots K_j} \Gamma(n_x^k + \alpha_k)} \prod_{k=1}^{K_1 \cdots K_j} \phi_{xk}^{n_x^k + \alpha_k - 1} d\phi_x = 1. \quad (21)$$

We apply this equation to get rid of the integral, resulting in a fraction made up of products of Gamma functions,

$$\begin{aligned}
\int_{\phi_x} P(\phi_x | \alpha) \prod_{i=1}^{\lambda_x} P(\mathbf{z}_{xi} | \phi_x) d\phi_x &= \int_{\phi_x} \frac{\Gamma\left(\sum_{k=1}^{K_1 \cdots K_j} \alpha_k\right)}{\prod_{k=1}^{K_1 \cdots K_j} \Gamma(\alpha_k)} \prod_{k=1}^{K_1 \cdots K_j} \phi_{xk}^{n_x^k + \alpha_k - 1} d\phi_x \\
&= \frac{\Gamma\left(\sum_{k=1}^{K_1 \cdots K_j} \alpha_k\right)}{\prod_{k=1}^{K_1 \cdots K_j} \Gamma(\alpha_k)} \frac{\prod_{k=1}^{K_1 \cdots K_j} \Gamma(n_x^k + \alpha_k)}{\Gamma\left(\sum_{k=1}^{K_1 \cdots K_j} n_x^k + \alpha_k\right)} \int_{\phi_x} \frac{\Gamma\left(\sum_{k=1}^{K_1 \cdots K_j} n_x^k + \alpha_k\right)}{\prod_{k=1}^{K_1 \cdots K_j} \Gamma(n_x^k + \alpha_k)} \prod_{k=1}^{K_1 \cdots K_j} \phi_{xk}^{n_x^k + \alpha_k - 1} d\phi_x \\
&= \frac{\Gamma\left(\sum_{k=1}^{K_1 \cdots K_j} \alpha_k\right)}{\prod_{k=1}^{K_1 \cdots K_j} \Gamma(\alpha_k)} \frac{\prod_{k=1}^{K_1 \cdots K_j} \Gamma(n_x^k + \alpha_k)}{\Gamma\left(\sum_{k=1}^{K_1 \cdots K_j} n_x^k + \alpha_k\right)}.
\end{aligned} \tag{22}$$

Similarly, we derive the ψ part, letting $m_{hy}^{(j)}$ denote the count of dependent variable y in the j^{th} mode given topic h :

$$\begin{aligned}
\int_{\psi} \prod_{j=1}^p \prod_{h=1}^{K_j} P(\psi_h^{(j)} | \beta) \prod_{i=1}^{\lambda_x} P(\mathbf{y}_{xi} | \psi_{\mathbf{z}_{xi}}) d\psi &= \prod_{j=1}^p \prod_{h=1}^{K_j} \int_{\psi_h^{(j)}} P(\psi_h^{(j)} | \beta) \prod_{i=1}^{\lambda_x} P\left(\mathbf{y}_{xi}^{(j)} | \psi_{\mathbf{z}_{xi}^{(j)}}\right) d\psi_h^{(j)} \\
&= \prod_{j=1}^p \prod_{h=1}^{K_j} \int_{\psi_h^{(j)}} \frac{\Gamma\left(\sum_{y=1}^{d_j} \beta_y^{(j)}\right)}{\prod_{y=1}^{d_j} \Gamma(\beta_y^{(j)})} \prod_{y=1}^{d_j} \left(\psi_{\mathbf{z}_{xi}^{(j)} y}^{(j)}\right)^{\beta_y^{(j)} - 1} \prod_{y=1}^{d_j} \left(\psi_{\mathbf{z}_{xi}^{(j)} y}^{(j)}\right)^{m_{hy}^{(j)}} d\psi_h^{(j)} \\
&= \prod_{j=1}^p \prod_{h=1}^{K_j} \int_{\psi_h^{(j)}} \frac{\Gamma\left(\sum_{y=1}^{d_j} \beta_y^{(j)}\right)}{\prod_{y=1}^{d_j} \Gamma(\beta_y^{(j)})} \prod_{y=1}^{d_j} \left(\psi_{\mathbf{z}_{xi}^{(j)} y}^{(j)}\right)^{m_{hy}^{(j)} + \beta_y^{(j)} - 1} d\psi_h^{(j)} \\
&= \prod_{j=1}^p \prod_{h=1}^{K_j} \frac{\Gamma\left(\sum_{y=1}^{d_j} \beta_y^{(j)}\right)}{\prod_{y=1}^{d_j} \Gamma(\beta_y^{(j)})} \frac{\prod_{y=1}^{d_j} \Gamma\left(m_{hy}^{(j)} + \beta_y^{(j)}\right)}{\Gamma\left(\sum_{y=1}^{d_j} m_{hy}^{(j)} + \beta_y^{(j)}\right)}.
\end{aligned} \tag{23}$$

By combining the expressions from the ϕ and ψ parts, we obtain,

$$P(\mathbf{Y}, \mathbf{Z} | \alpha, \beta) = \prod_{x=1}^{d_0} \frac{\Gamma\left(\sum_{k=1}^{K_1 \cdots K_j} \alpha_k\right)}{\prod_{k=1}^{K_1 \cdots K_j} \Gamma(\alpha_k)} \frac{\prod_{k=1}^{K_1 \cdots K_j} \Gamma(n_x^k + \alpha_k)}{\Gamma\left(\sum_{k=1}^{K_1 \cdots K_j} n_x^k + \alpha_k\right)} \times \prod_{j=1}^p \prod_{h=1}^{K_j} \frac{\Gamma\left(\sum_{y=1}^{d_j} \beta_y^{(j)}\right)}{\prod_{y=1}^{d_j} \Gamma(\beta_y^{(j)})} \frac{\prod_{y=1}^{d_j} \Gamma\left(m_{hy}^{(j)} + \beta_y^{(j)}\right)}{\Gamma\left(\sum_{y=1}^{d_j} m_{hy}^{(j)} + \beta_y^{(j)}\right)}. \tag{24}$$

Next, we need to derive an expression for the probability distribution of $\mathbf{z}_i^{(c)}$, which denotes the hidden variable(s) for the i^{th} count in $x = c$, where $\mathbf{y} = \mathbf{v}$. Let a superscript $-ci$ denote the count, excluding the i^{th} count in $x = c$. By Bayes' Theorem,

$$P(\mathbf{z}_i^{(c)} | \mathbf{Z}^{-ci}, \mathbf{Y}, \alpha, \beta) = \frac{P(\mathbf{z}_i^{(x)}, \mathbf{Z}^{-ci}, \mathbf{Y} | \alpha, \beta)}{P(\mathbf{Z}^{-ci}, \mathbf{Y} | \alpha, \beta)}. \tag{25}$$

By applying this and dropping the denominator, we can express the probability distribution of $\mathbf{z}_i^{(c)}$ as proportional to the expression we derived above,

$$\begin{aligned}
P(\mathbf{z}_i^{(c)} = \mathbf{k} | \mathbf{Z}^{-ci}, \mathbf{Y}, \boldsymbol{\alpha}, \boldsymbol{\beta}) &\propto P(\mathbf{z}_i^{(c)} = \mathbf{k}, \mathbf{Z}^{-ci}, \mathbf{Y} | \boldsymbol{\alpha}, \boldsymbol{\beta}) \\
&\propto \left(\frac{\Gamma\left(\sum_{k=1}^{K_1 \dots K_j} \alpha_k\right)}{\prod_{k=1}^{K_1 \dots K_j} \Gamma(\alpha_k)} \right)^{d_0} \prod_{x \neq c} \frac{\prod_{k=1}^{K_1 \dots K_j} \Gamma(n_x^k + \alpha_k)}{\Gamma\left(\sum_{k=1}^{K_1 \dots K_j} n_x^k + \alpha_k\right)} \times \prod_{j=1}^p \left(\frac{\Gamma\left(\sum_{y=1}^{d_j} \beta_y^{(j)}\right)}{\prod_{y=1}^{d_j} \Gamma(\beta_y^{(j)})} \right)^{K_j} \prod_{h=1}^{K_j} \prod_{y \neq v_j} \Gamma(m_{hy}^{(j)} + \beta_y^{(j)}) \\
&\quad \times \frac{\prod_{k=1}^{K_1 \dots K_j} \Gamma(n_c^k + \alpha_k)}{\Gamma\left(\sum_{k=1}^{K_1 \dots K_j} n_c^k + \alpha_k\right)} \prod_{j=1}^p \prod_{h=1}^{K_j} \frac{\Gamma(m_{hv_j}^{(j)} + \beta_{v_j}^{(j)})}{\Gamma\left(\sum_{y=1}^{d_j} m_{hy}^{(j)} + \beta_y^{(j)}\right)}.
\end{aligned} \tag{26}$$

We simplify this expression by dropping multiplicative constants,

$$\begin{aligned}
&\propto \frac{\prod_{k=1}^{K_1 \dots K_j} \Gamma(n_c^k + \alpha_k)}{\Gamma\left(\sum_{k=1}^{K_1 \dots K_j} n_c^k + \alpha_k\right)} \prod_{j=1}^p \prod_{h=1}^{K_j} \frac{\Gamma(m_{hv_j}^{(j)} + \beta_{v_j}^{(j)})}{\Gamma\left(\sum_{y=1}^{d_j} m_{hy}^{(j)} + \beta_y^{(j)}\right)} \\
&\propto \prod_{h=1}^{K_1 \dots K_j} \Gamma(n_c^h + \alpha_h) \prod_{j=1}^p \prod_{h=1}^{K_j} \frac{\Gamma(m_{hv_j}^{(j)} + \beta_{v_j}^{(j)})}{\Gamma\left(\sum_{y=1}^{d_j} m_{hy}^{(j)} + \beta_y^{(j)}\right)}.
\end{aligned} \tag{27}$$

We now split this expression to obtain a h -independent summation, which can be dropped,

$$\begin{aligned}
&\propto \prod_{h \neq \mathbf{k}} \Gamma(n_c^{h, -ci} + \alpha_h) \prod_{j=1}^p \prod_{h \neq k_j} \frac{\Gamma(m_{hv_j}^{(j), -ci} + \beta_{v_j}^{(j)})}{\Gamma\left(\sum_{y=1}^{d_j} m_{hy}^{(j), -ci} + \beta_y^{(j)}\right)} \times \Gamma(n_c^{\mathbf{k}, -ci} + \alpha_{\mathbf{k}} + 1) \prod_{j=1}^p \frac{\Gamma(m_{k_j v_j}^{(j), -ci} + \beta_{v_j}^{(j)} + 1)}{\Gamma\left(\sum_{y=1}^{d_j} m_{k_j y}^{(j), -ci} + \beta_y^{(j)} + 1\right)} \\
&\propto \Gamma(n_c^{\mathbf{k}, -ci} + \alpha_{\mathbf{k}}) \prod_{j=1}^p \frac{\Gamma(m_{k_j v_j}^{(j), -ci} + \beta_{v_j}^{(j)})}{\Gamma\left(\sum_{y=1}^{d_j} m_{k_j y}^{(j), -ci} + \beta_y^{(j)}\right)} \times (n_c^{\mathbf{k}, -ci} + \alpha_{\mathbf{k}}) \prod_{j=1}^p \frac{m_{k_j v_j}^{(j), -ci} + \beta_{v_j}^{(j)}}{\sum_{y=1}^{d_j} m_{k_j y}^{(j), -ci} + \beta_y^{(j)}} \\
&\propto (n_c^{\mathbf{k}, -ci} + \alpha_{\mathbf{k}}) \prod_{j=1}^p \frac{m_{k_j v_j}^{(j), -ci} + \beta_{v_j}^{(j)}}{\sum_{y=1}^{d_j} m_{k_j y}^{(j), -ci} + \beta_y^{(j)}}.
\end{aligned} \tag{28}$$

B Cancer Log-Likelihood

Table 3 gives the hierarchical topic model (independent trees or PAM-based), dominant mode (for PAM-based model, genes or pathways), whether the topic sets are created using the Cartesian or level method (See Subsection 3.3 for definitions), the value of γ used (hyperparameter in CRP for the independent trees model, a uniform Dirichlet prior was used in PAM), the topics per level τ (for the PAM-based model), the number of hierarchical levels, the mean validation log-likelihood (over the 10-fold CV, computed using the method described in Subsection 6.2), the standard deviation of the log-likelihood (over the 10-fold CV), the number of gene and pathway topics (or mean number of topics across the CV folds in the case of the independent trees model), and the total number of topics (the product of the number of gene and pathway topics). This data is presented in Subsection 6.2.

Table 3: Cancer Log-Likelihood

Topic Model	Dominant Mode	Topic Set	γ	τ	Levels	Mean	StDev	Gene Topics	Pathway Topics	Total Topics
Indep. trees		Cartesian	0.5		2	-20,892.77	2,090.08	22.4	22.2	500.1
Indep. trees		Cartesian	1		2	-20,891.20	2,091.51	26.6	25.6	683.7
Indep. trees		Cartesian	2		2	-20,888.75	2,093.63	34.6	36.9	1,273.3
Indep. trees		Cartesian	0.5		3	-20,896.20	2,088.46	77.7	77.5	6,021.0
Indep. trees		Cartesian	1		3	-20,904.76	2,093.13	104.5	103.4	10,820.0
Indep. trees		Cartesian	2		3	-20,904.62	2,093.29	159.2	151.1	24,055.1
Indep. trees		Cartesian	0.5		4	-20,897.73	2,089.66	157.4	151.0	23,729.0
Indep. trees		Cartesian	1		4	-20,895.72	2,094.83	225.8	229.0	51,709.1
Indep. trees		Cartesian	2		4	-20,898.37	2,088.85	322.6	327.3	105,598.5
Indep. trees		Cartesian	0.5		5	-20,901.75	2,093.03	256.7	233.5	59,938.1
Indep. trees		Cartesian	1		5	-20,900.24	2,092.58	376.9	391.0	147,520.1
Indep. trees		Cartesian	2		5	-20,906.93	2,091.26	551.1	563.1	309,852.2
PAM	Genes	Cartesian		10	2	-20,865.87	2,085.96	11	20	220
PAM	Genes	Cartesian		25	2	-20,868.94	2,093.25	26	50	1300
PAM	Genes	Cartesian		50	2	-20,877.08	2,089.14	51	100	5100
PAM	Genes	Cartesian		10	3	-20,887.15	2,094.10	21	30	630
PAM	Genes	Cartesian		25	3	-20,890.11	2,091.12	51	75	3825
PAM	Genes	Cartesian		50	3	-20,887.59	2,090.89	101	150	15150
PAM	Genes	Cartesian		10	4	-20,887.17	2,092.55	31	40	1240
PAM	Genes	Cartesian		25	4	-20,898.44	2,094.26	76	100	7600
PAM	Genes	Cartesian		50	4	-20,897.85	2,092.47	151	200	30200
PAM	Genes	Cartesian		10	5	-20,885.52	2,084.77	41	50	2050
PAM	Genes	Cartesian		25	5	-20,900.43	2,090.06	101	125	12625
PAM	Genes	Cartesian		50	5	-20,899.17	2,086.49	201	250	50250
PAM	Genes	Level		10	2	-20,850.34	2,090.04	11	20	220
PAM	Genes	Level		25	2	-20,853.48	2,100.40	26	50	1300
PAM	Genes	Level		50	2	-20,861.15	2,087.41	51	100	5100
PAM	Genes	Level		10	3	-20,905.25	2,091.74	21	30	630
PAM	Genes	Level		25	3	-20,907.18	2,091.60	51	75	3825
PAM	Genes	Level		50	3	-20,899.90	2,092.68	101	150	15150
PAM	Genes	Level		10	4	-20,898.41	2,097.51	31	40	1240
PAM	Genes	Level		25	4	-20,910.99	2,093.91	76	100	7600
PAM	Genes	Level		50	4	-20,908.62	2,086.51	151	200	30200
PAM	Genes	Level		10	5	-20,898.22	2,083.74	41	50	2050
PAM	Genes	Level		25	5	-20,909.32	2,100.66	101	125	12625
PAM	Genes	Level		50	5	-20,907.57	2,093.01	201	250	50250
PAM	Pathways	Cartesian		10	2	-20,868.18	2,089.82	20	11	220
PAM	Pathways	Cartesian		25	2	-20,874.56	2,091.57	50	26	1300
PAM	Pathways	Cartesian		50	2	-20,878.93	2,088.94	100	51	5100
PAM	Pathways	Cartesian		10	3	-20,873.40	2,093.43	30	21	630
PAM	Pathways	Cartesian		25	3	-20,884.98	2,091.50	75	51	3825
PAM	Pathways	Cartesian		50	3	-20,894.30	2,093.27	150	101	15150
PAM	Pathways	Cartesian		10	4	-20,869.99	2,091.49	40	31	1240
PAM	Pathways	Cartesian		25	4	-20,885.04	2,092.28	100	76	7600
PAM	Pathways	Cartesian		50	4	-20,899.85	2,095.19	200	151	30200
PAM	Pathways	Cartesian		10	5	-20,868.56	2,087.76	50	41	2050
PAM	Pathways	Cartesian		25	5	-20,897.56	2,089.86	125	101	12625
PAM	Pathways	Cartesian		50	5	-20,901.05	2,091.75	250	201	50250
PAM	Pathways	Level		10	2	-20,903.71	2,092.12	20	11	220
PAM	Pathways	Level		25	2	-20,850.25	2,088.73	50	26	1300
PAM	Pathways	Level		50	2	-20,862.70	2,092.73	100	51	5100
PAM	Pathways	Level		10	3	-20,886.34	2,090.20	30	21	630
PAM	Pathways	Level		25	3	-20,897.45	2,093.63	75	51	3825
PAM	Pathways	Level		50	3	-20,867.97	2,094.37	150	101	15150
PAM	Pathways	Level		10	4	-20,872.88	2,097.50	40	31	1240
PAM	Pathways	Level		25	4	-20,893.24	2,090.46	100	76	7600
PAM	Pathways	Level		50	4	-20,893.45	2,089.18	200	151	30200
PAM	Pathways	Level		10	5	-20,863.37	2,095.64	50	41	2050
PAM	Pathways	Level		25	5	-20,910.03	2,091.86	125	101	12625
PAM	Pathways	Level		50	5	-20,906.67	2,089.15	250	201	50250