

Measurements of the Absolute Branching Fractions of $B^\pm \rightarrow K^\pm X_{c\bar{c}}$

J. P. Lees,¹ V. Poireau,¹ V. Tisserand,¹ E. Grauges,² A. Palano,³ G. Eigen,⁴ D. N. Brown,⁵ Yu. G. Kolomensky,⁵ M. Fritsch,⁶ H. Koch,⁶ T. Schroeder,⁶ R. Cheaib,⁷ C. Hearty,⁷ T. S. Mattison,⁷ J. A. McKenna,⁷ R. Y. So,⁷ V. E. Blinov,⁸ A. R. Buzykaev,⁸ V. P. Druzhinin,⁸ V. B. Golubev,⁸ E. A. Kozyrev,⁸ E. A. Kravchenko,⁸ A. P. Onuchin,⁸ S. I. Serednyakov,⁸ Yu. I. Skovpen,⁸ E. P. Solodov,⁸ K. Yu. Todyshev,⁸ A. J. Lankford,⁹ B. Dey,¹⁰ J. W. Gary,¹⁰ O. Long,¹⁰ A. M. Eisner,¹¹ W. S. Lockman,¹¹ W. Panduro Vazquez,¹¹ D. S. Chao,¹² C. H. Cheng,¹² B. Echenard,¹² K. T. Flood,¹² D. G. Hitlin,¹² J. Kim,¹² Y. Li,¹² T. S. Miyashita,¹² P. Ongmongkolkul,¹² F. C. Porter,¹² M. Röhrken,¹² Z. Huard,¹³ B. T. Meadows,¹³ B. G. Pushpawela,¹³ M. D. Sokoloff,¹³ L. Sun,^{13,*} J. G. Smith,¹⁴ S. R. Wagner,¹⁴ D. Bernard,¹⁵ M. Verderi,¹⁵ D. Bettoni,¹⁶ C. Bozzi,¹⁶ R. Calabrese,¹⁶ G. Cibinetto,¹⁶ E. Fioravanti,¹⁶ I. Garzia,¹⁶ E. Luppi,¹⁶ V. Santoro,¹⁶ A. Calcaterra,¹⁷ R. de Sangro,¹⁷ G. Finocchiaro,¹⁷ S. Martellotti,¹⁷ P. Patteri,¹⁷ I. M. Peruzzi,¹⁷ M. Piccolo,¹⁷ M. Rotondo,¹⁷ A. Zallo,¹⁷ S. Passaggio,¹⁸ C. Patrignani,^{18,†} H. M. Lacker,¹⁹ B. Bhuyan,²⁰ U. Mallik,²¹ C. Chen,²² J. Cochran,²² S. Prell,²² A. V. Gritsan,²³ N. Arnaud,²⁴ M. Davier,²⁴ F. Le Diberder,²⁴ A. M. Lutz,²⁴ G. Wormser,²⁴ D. J. Lange,²⁵ D. M. Wright,²⁵ J. P. Coleman,²⁶ E. Gabathuler,^{26,‡} D. E. Hutchcroft,²⁶ D. J. Payne,²⁶ C. Touramanis,²⁶ A. J. Bevan,²⁷ F. Di Lodovico,²⁷ R. Sacco,²⁷ G. Cowan,²⁸ Sw. Banerjee,²⁹ D. N. Brown,²⁹ C. L. Davis,²⁹ A. G. Denig,³⁰ W. Gradl,³⁰ K. Griessinger,³⁰ A. Hafner,³⁰ K. R. Schubert,³⁰ R. J. Barlow,^{31,§} G. D. Lafferty,³¹ R. Cenci,³² A. Jawahery,³² D. A. Roberts,³² R. Cowan,³³ S. H. Robertson,³⁴ R. M. Seddon,³⁴ N. Neri,³⁵ F. Palombo,³⁵ L. Cremaldi,³⁶ R. Godang,^{36,¶} D. J. Summers,³⁶ P. Taras,³⁷ G. De Nardo,³⁸ C. Sciacca,³⁸ G. Raven,³⁹ C. P. Jessop,⁴⁰ J. M. LoSecco,⁴⁰ K. Honscheid,⁴¹ R. Kass,⁴¹ A. Gaz,⁴² M. Margoni,⁴² M. Posocco,⁴² G. Simi,⁴² F. Simonetto,⁴² R. Stroili,⁴² S. Akar,⁴³ E. Ben-Haim,⁴³ M. Bomben,⁴³ G. R. Bonneaud,⁴³ G. Calderini,⁴³ J. Chauveau,⁴³ G. Marchiori,⁴³ J. Ocariz,⁴³ M. Biasini,⁴⁴ E. Manoni,⁴⁴ A. Rossi,⁴⁴ G. Batignani,⁴⁵ S. Bettarini,⁴⁵ M. Carpinelli,^{45,**} G. Casarosa,⁴⁵ M. Chrzaszcz,⁴⁵ F. Forti,⁴⁵ M. A. Giorgi,⁴⁵ A. Lusiani,⁴⁵ B. Oberhof,⁴⁵ E. Paoloni,⁴⁵ M. Rama,⁴⁵ G. Rizzo,⁴⁵ J. J. Walsh,⁴⁵ L. Zani,⁴⁵ A. J. S. Smith,⁴⁶ F. Anulli,⁴⁷ R. Faccini,⁴⁷ F. Ferrarotto,⁴⁷ F. Ferroni,^{47,††} A. Pilloni,⁴⁷ G. Piredda,^{47,‡} C. Bünger,⁴⁸ S. Dittrich,⁴⁸ O. Grünberg,⁴⁸ M. Heß,⁴⁸ T. Leddig,⁴⁸ C. Voß,⁴⁸ R. Waldi,⁴⁸ T. Adye,⁴⁹ F. F. Wilson,⁴⁹ S. Emery,⁵⁰ G. Vasseur,⁵⁰ D. Aston,⁵¹ C. Cartaro,⁵¹ M. R. Convery,⁵¹ J. Dorfan,⁵¹ W. Dunwoodie,⁵¹ M. Ebert,⁵¹ R. C. Field,⁵¹ B. G. Fulsom,⁵¹ M. T. Graham,⁵¹ C. Hast,⁵¹ W. R. Innes,^{51,‡} P. Kim,⁵¹ D. W. G. S. Leith,⁵¹ S. Luitz,⁵¹ D. B. MacFarlane,⁵¹ D. R. Muller,⁵¹ H. Neal,⁵¹ B. N. Ratcliff,⁵¹ A. Roodman,⁵¹ M. K. Sullivan,⁵¹ J. Va'vra,⁵¹ W. J. Wisniewski,⁵¹ M. V. Purohit,⁵² J. R. Wilson,⁵² A. Randle-Conde,⁵³ S. J. Sekula,⁵³ H. Ahmed,⁵⁴ M. Bellis,⁵⁵ P. R. Burchat,⁵⁵ E. M. T. Puccio,⁵⁵ M. S. Alam,⁵⁶ J. A. Ernst,⁵⁶ R. Gorodeisky,⁵⁷ N. Guttman,⁵⁷ D. R. Peimer,⁵⁷ A. Soffer,⁵⁷ S. M. Spanier,⁵⁸ J. L. Ritchie,⁵⁹ R. F. Schwitters,⁵⁹ J. M. Izen,⁶⁰ X. C. Lou,⁶⁰ F. Bianchi,⁶¹ F. De Mori,⁶¹ A. Filippi,⁶¹ D. Gamba,⁶¹ L. Lancieri,⁶² L. Vitale,⁶² F. Martinez-Vidal,⁶³ A. Oyanguren,⁶³ J. Albert,⁶⁴ A. Beaulieu,⁶⁴ F. U. Bernlochner,⁶⁴ G. J. King,⁶⁴ R. Kowalewski,⁶⁴ T. Lueck,⁶⁴ I. M. Nugent,⁶⁴ J. M. Roney,⁶⁴ R. J. Sobie,⁶⁴ N. Tasneem,⁶⁴ T. J. Gershon,⁶⁵ P. F. Harrison,⁶⁵ T. E. Latham,⁶⁵ R. Prepost,⁶⁶ and S. L. Wu⁶⁶

(The BABAR Collaboration)

¹Laboratoire d'Annecy-le-Vieux de Physique des Particules (LAPP),
Université de Savoie, CNRS/IN2P3, F-74941 Annecy-Le-Vieux, France

²Universitat de Barcelona, Facultat de Física, Departament ECM, E-08028 Barcelona, Spain

³INFN Sezione di Bari and Dipartimento di Fisica, Università di Bari, I-70126 Bari, Italy

⁴University of Bergen, Institute of Physics, N-5007 Bergen, Norway

⁵Lawrence Berkeley National Laboratory and University of California, Berkeley, California 94720, USA

⁶Ruhr Universität Bochum, Institut für Experimentalphysik 1, D-44780 Bochum, Germany

⁷Institute of Particle Physics^a; University of British Columbia^b, Vancouver, British Columbia, Canada V6T 1Z1

⁸Budker Institute of Nuclear Physics SB RAS, Novosibirsk 630090^a,

Novosibirsk State University, Novosibirsk 630090^b,

Novosibirsk State Technical University, Novosibirsk 630092^c, Russia

⁹University of California at Irvine, Irvine, California 92697, USA

¹⁰University of California at Riverside, Riverside, California 92521, USA

- ¹¹ *University of California at Santa Cruz, Institute for Particle Physics, Santa Cruz, California 95064, USA*
- ¹² *California Institute of Technology, Pasadena, California 91125, USA*
- ¹³ *University of Cincinnati, Cincinnati, Ohio 45221, USA*
- ¹⁴ *University of Colorado, Boulder, Colorado 80309, USA*
- ¹⁵ *Laboratoire Leprince-Ringuet, Ecole Polytechnique, CNRS/IN2P3, F-91128 Palaiseau, France*
- ¹⁶ *INFN Sezione di Ferrara^a; Dipartimento di Fisica e Scienze della Terra, Università di Ferrara^b, I-44122 Ferrara, Italy*
- ¹⁷ *INFN Laboratori Nazionali di Frascati, I-00044 Frascati, Italy*
- ¹⁸ *INFN Sezione di Genova, I-16146 Genova, Italy*
- ¹⁹ *Humboldt-Universität zu Berlin, Institut für Physik, D-12489 Berlin, Germany*
- ²⁰ *Indian Institute of Technology Guwahati, Guwahati, Assam, 781 039, India*
- ²¹ *University of Iowa, Iowa City, Iowa 52242, USA*
- ²² *Iowa State University, Ames, Iowa 50011, USA*
- ²³ *Johns Hopkins University, Baltimore, Maryland 21218, USA*
- ²⁴ *Laboratoire de l'Accélérateur Linéaire, IN2P3/CNRS et Université Paris-Sud 11, Centre Scientifique d'Orsay, F-91898 Orsay Cedex, France*
- ²⁵ *Lawrence Livermore National Laboratory, Livermore, California 94550, USA*
- ²⁶ *University of Liverpool, Liverpool L69 7ZE, United Kingdom*
- ²⁷ *Queen Mary, University of London, London, E1 4NS, United Kingdom*
- ²⁸ *University of London, Royal Holloway and Bedford New College, Egham, Surrey TW20 0EX, United Kingdom*
- ²⁹ *University of Louisville, Louisville, Kentucky 40292, USA*
- ³⁰ *Johannes Gutenberg-Universität Mainz, Institut für Kernphysik, D-55099 Mainz, Germany*
- ³¹ *University of Manchester, Manchester M13 9PL, United Kingdom*
- ³² *University of Maryland, College Park, Maryland 20742, USA*
- ³³ *Massachusetts Institute of Technology, Laboratory for Nuclear Science, Cambridge, Massachusetts 02139, USA*
- ³⁴ *Institute of Particle Physics^a; McGill University^b, Montréal, Québec, Canada H3A 2T8*
- ³⁵ *INFN Sezione di Milano^a; Dipartimento di Fisica, Università di Milano^b, I-20133 Milano, Italy*
- ³⁶ *University of Mississippi, University, Mississippi 38677, USA*
- ³⁷ *Université de Montréal, Physique des Particules, Montréal, Québec, Canada H3C 3J7*
- ³⁸ *INFN Sezione di Napoli and Dipartimento di Scienze Fisiche, Università di Napoli Federico II, I-80126 Napoli, Italy*
- ³⁹ *NIKHEF, National Institute for Nuclear Physics and High Energy Physics, NL-1009 DB Amsterdam, The Netherlands*
- ⁴⁰ *University of Notre Dame, Notre Dame, Indiana 46556, USA*
- ⁴¹ *Ohio State University, Columbus, Ohio 43210, USA*
- ⁴² *INFN Sezione di Padova^a; Dipartimento di Fisica, Università di Padova^b, I-35131 Padova, Italy*
- ⁴³ *Laboratoire de Physique Nucléaire et de Hautes Energies, Sorbonne Université, Paris Diderot Sorbonne Paris Cité, CNRS/IN2P3, F-75252 Paris, France*
- ⁴⁴ *INFN Sezione di Perugia^a; Dipartimento di Fisica, Università di Perugia^b, I-06123 Perugia, Italy*
- ⁴⁵ *INFN Sezione di Pisa^a; Dipartimento di Fisica, Università di Pisa^b; Scuola Normale Superiore di Pisa^c, I-56127 Pisa, Italy*
- ⁴⁶ *Princeton University, Princeton, New Jersey 08544, USA*
- ⁴⁷ *INFN Sezione di Roma^a; Dipartimento di Fisica, Università di Roma La Sapienza^b, I-00185 Roma, Italy*
- ⁴⁸ *Universität Rostock, D-18051 Rostock, Germany*
- ⁴⁹ *Rutherford Appleton Laboratory, Chilton, Didcot, Oxon, OX11 0QX, United Kingdom*
- ⁵⁰ *IRFU, CEA, Université Paris-Saclay, F-91191 Gif-sur-Yvette, France*
- ⁵¹ *SLAC National Accelerator Laboratory, Stanford, California 94309 USA*
- ⁵² *University of South Carolina, Columbia, South Carolina 29208, USA*
- ⁵³ *Southern Methodist University, Dallas, Texas 75275, USA*
- ⁵⁴ *St. Francis Xavier University, Antigonish, Nova Scotia, Canada B2G 2W5*
- ⁵⁵ *Stanford University, Stanford, California 94305, USA*
- ⁵⁶ *State University of New York, Albany, New York 12222, USA*
- ⁵⁷ *Tel Aviv University, School of Physics and Astronomy, Tel Aviv, 69978, Israel*
- ⁵⁸ *University of Tennessee, Knoxville, Tennessee 37996, USA*
- ⁵⁹ *University of Texas at Austin, Austin, Texas 78712, USA*
- ⁶⁰ *University of Texas at Dallas, Richardson, Texas 75083, USA*
- ⁶¹ *INFN Sezione di Torino^a; Dipartimento di Fisica, Università di Torino^b, I-10125 Torino, Italy*
- ⁶² *INFN Sezione di Trieste and Dipartimento di Fisica, Università di Trieste, I-34127 Trieste, Italy*
- ⁶³ *IFIC, Universitat de Valencia-CSIC, E-46071 Valencia, Spain*
- ⁶⁴ *Institute of Particle Physics^a; University of Victoria^b, Victoria, British Columbia, Canada V8W 3P6*
- ⁶⁵ *Department of Physics, University of Warwick, Coventry CV4 7AL, United Kingdom*
- ⁶⁶ *University of Wisconsin, Madison, Wisconsin 53706, USA*

A study of the two body decays $B^\pm \rightarrow X_{c\bar{c}} K^\pm$, where $X_{c\bar{c}}$ refers to one charmonium state, is reported by the BABAR collaboration using a data sample of 424 fb^{-1} . The absolute determination of

branching fractions for these decays are significantly improved compared to previous *BABAR* measurements. Evidence is found for the decay $B^+ \rightarrow X(3872)K^+$ at the 3σ level. The absolute branching fraction $\mathcal{B}(B^+ \rightarrow X(3872)K^+) = (2.1 \pm 0.6(\text{stat}) \pm 0.3(\text{syst})) \times 10^{-4}$ is measured for the first time. It follows that $\mathcal{B}(X(3872) \rightarrow J/\psi\pi^+\pi^-) = (4.1 \pm 1.3)\%$, supporting the hypothesis of a molecular component for this resonance.

PACS numbers: 13.25.Hw, 14.40.Gx

In two-body B decays $B \rightarrow XK$, the X particle is predominantly a $c\bar{c}$ system with large available phase space. Many charmonium states are thus produced, with approximately equal rates when no strong selection rules apply [1]. They have mostly been observed using an exclusive reconstruction of the charmonium state $X_{c\bar{c}}$ (η_c , J/ψ , χ_{c1} , χ_{c2} , $\eta_c(2S)$, ψ'), with possibly the associated observation of the decay $B^\pm \rightarrow X_{c\bar{c}}K^\pm$ [2, 3]. The exotic charmonium state $X(3872)$, also known as $\chi_{c1}(3872)$, has also been reconstructed in this way [4, 5].

The determination of the absolute branching fraction $\mathcal{B}(B^+ \rightarrow X(3872)K^+)$ will lead to the absolute $\mathcal{B}(X(3872) \rightarrow J/\psi\pi^+\pi^-)$, which brings useful information regarding the complex nature of the $X(3872)$ particle. The original tetraquark model [6] predicted this branching fraction to be around 50%. A more refined tetraquark model [7] could accommodate a much smaller branching fraction, but requires the presence of another particle, $X(3876)$, which has not been observed. Various molecular models [8, 9] predict this branching fraction to be $\lesssim 10\%$. It is also pointed out [10] that a direct link can be made, using the deuteron analogy, between this branching fraction and the production rate of the $X(3872)$ at hadron colliders. In addition, using the $X(3872)$ total width determination based on its line shape, or an upper limit on this quantity, information will be provided on the partial width $\Gamma(X(3872) \rightarrow J/\psi\pi^+\pi^-)$. A wide range of predictions exist for this partial width, from 1.3 MeV in the case of a pure charmonium state [11], to the 100 keV range for molecular models [8].

In this study, we adopt a technique, originally pioneered by *BABAR* [12], based on the measurement in the B rest frame of the kaon momentum spectrum, where each two-body decay can be identified by its characteristic monochromatic kaon spike. Taking advantage of the $\Upsilon(4S)$ decay to a $B\bar{B}$ meson pair, the B center-of-mass frame is determined event-by-event by fully reconstructing the other B meson. The branching fractions for the two-body decays $B^\pm \rightarrow X_{c\bar{c}}K^\pm$ can thus be measured independently of any *a priori* knowledge of the $X_{c\bar{c}}$ decay properties.

We use a data sample with an integrated luminosity of 424 fb^{-1} [13], collected with the *BABAR* detector at the PEP-II asymmetric-energy storage ring, where 9 GeV electrons and 3.1 GeV positrons collide at the $\Upsilon(4S)$ resonance center-of-mass energy. Charged tracks are reconstructed with a 5-layer silicon vertex tracker (SVT)

and a 40-layer drift chamber (DCH), located in a 1.5 T magnetic field generated by a superconducting solenoidal magnet. The energies of photons and electrons are measured with a CsI(Tl) electromagnetic calorimeter (EMC). Charged hadron identification is performed using ionization measurements in the SVT and DCH and using a ring-imaging Čerenkov detector (DIRC). The instrumented flux return of the solenoid (IFR) is used to identify muons. A detailed description of the *BABAR* detector can be found in Ref. [14, 15].

The analysis method is a recoil technique similar to that presented in Ref. [12]. The complete exclusive reconstruction of one of the two B mesons produced in the event provides access to the rest frame of the other B meson. Signal events contain two-body B^\pm decays to $K^\pm X$. For such decays, the kaon momentum in the B center-of-mass frame, p_k , exhibits a peak for each X particle, with mass $m_X = \sqrt{m_B^2 + m_K^2 - 2E_K m_B}$, where m_B and m_K are the masses of the B and K mesons and E_K is the kaon energy in the B rest frame. The p_k spectrum will contain, in addition to a series of signal peaks, a background due to kaons coming from non-two-body decays or from decays of charmed mesons. We determine the observed number of each charmonium resonance $X_{c\bar{c}}$ from a fit to the kaon momentum distribution.

Event selection requires the reconstruction of a tagging B^\pm meson in the event (B -tag). These are reconstructed as $B \rightarrow SY$ decays, where the seed S is a fully reconstructed D^0 , D^\pm , D_s^\pm , or J/ψ meson, and Y represents a combination of π^\pm , K^\pm , π^0 , and K_S^0 hadrons [16]. For each mode, the purity (defined as $S/(S+B)$, where S is the number of signal events and B the number of background events) is determined. A minimum purity of 0.08 is required. The number of B candidates is determined with a fit, shown in Fig. 1, to the distribution of the B -energy-substituted mass, $m_{ES} = \sqrt{E_{\text{CM}}^2/4 - p_B^2}$. Here, E_{CM} is the B total center-of-mass energy, determined from the beam parameters, and p_B is the measured momentum of the reconstructed B in the $\Upsilon(4S)$ rest frame. The fit function is the sum of a Crystal Ball function [17] describing the signal and an ARGUS function [18] for the background. A better agreement between the data and the fit function would have required a separate fit for each running period, which is not necessary for this analysis. The number of fully reconstructed B^\pm decays found by the fit is $1.67 \times 10^6 \pm 4 \times 10^3(\text{stat}) \pm 6 \times 10^4(\text{syst})$. The systematic uncertainty is dominated by the background shape near the kinematic end point.

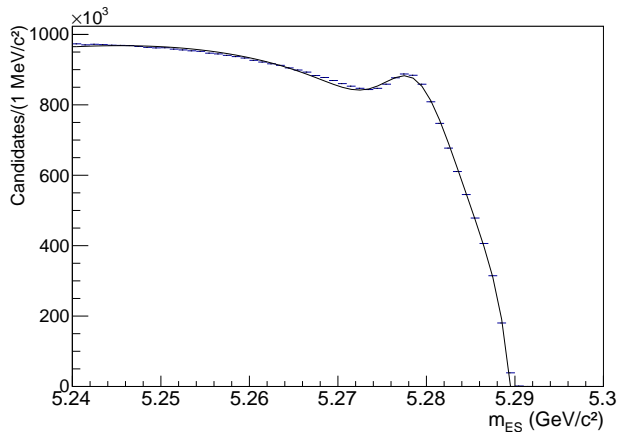


FIG. 1. The m_{ES} distribution of the exclusively reconstructed B^\pm , with the fit result superimposed.

If more than one B candidate is found in a given event, all candidates are retained. This is an important difference compared to Ref. [12] and also the subsequent Belle analysis [19], where only one candidate per event was retained. There are two reasons for this change: first to increase the efficiency and second to decouple as much as possible the signal and tag sides in B^+B^- events. Tag B candidates coming from the reconstruction of a signal decay channel should not be considered as the only tag as this could lead to discarding another genuine tag and a signal loss. The mean number of B -tag candidates per event is 1.85. The absence of a best-event selection is the main reason for the efficiency improvement, which reaches its maximum value of three for the $X(3872)$ because of its decays to D mesons, which were previously another source of event rejection.

Event selection criteria are as follows: Each B -tag candidate should have $m_{ES} > 5.275$ GeV/c^2 and be accompanied by an opposite-sign kaon candidate, passing a tight particle identification selection. The pion contamination in this kaon sample is below 2%. A first neural network (NN) is then used to suppress the continuum background. The inputs to the NN are seven variables related to the reconstructed B characteristics, to its production kinematics, to the topology of the full event and to the angular correlation between the reconstructed B and the rest of the event. The NN selection has an 80% efficiency for generic B^+B^- events and a factor 10 rejection against non- B background events coming from u, d, s , or c quark-antiquark pairs.

A second NN is used to reject secondary kaons produced in B -daughter D meson decays. This is a large background that increases rapidly with decreasing kaon momentum. In the B rest frame, the secondary kaons are embedded in the D decay products, which, given the boost of the D meson and its mass, are bounded in a cone and form a wide jet, whereas primary kaons (those

forming the signal of this analysis) recoil against a massive (3 to 4 GeV/c^2) state and tend to be more isolated, with the rest of the B decay products being more spherical. The input variables to this NN take advantage of these characteristics [12]. These two NN are then combined in a single neural net, called SuperNN, to optimize further the signal to background. Because of the slow but non-negligible variation of the event topology with the mass of the charmonium particle, the SuperNN is trained separately in the J/ψ and η_c signal region, and in the ψ' and $\eta_c(2S)$ region, with kaon background taken from simulation in the momentum ranges 1.6–1.9 and 1.2–1.5 GeV/c , respectively. The SuperNN performance corresponds to a 72% signal efficiency at the $X(3872)$ peak and a background rejection factor varying between three in the $X(3872)$ and ψ' region and 4.5 in the J/ψ region.

To analyze the kaon momentum spectrum we first determine the background shape and second perform a fit to the background-subtracted spectrum. The shape of the background spectrum is determined by interpolating through regions where no signal is expected, below 1.1 and above 1.9 GeV/c . Using only these two regions leads to a large uncertainty in the background parameters, and it is, therefore, necessary to add data points in the two regions 1.34–1.36 GeV/c and 1.53–1.57 GeV/c , where there is no peak, as indicated on Fig. 2.

Figure 2 also shows the fit to the simulated signal K^\pm momentum spectrum for all charmonia peaks in the simulation. A good description is obtained when using, for each peak, a narrow Gaussian, whose width depends on momentum varying from 13 MeV/c for the J/ψ to 9 MeV/c for the ψ' , and a two-piece Gaussian, 100 MeV/c wide on the left and 60 MeV/c wide on the right. A similar fit is performed for the $X(3872)$ with a dedicated Monte Carlo sample and is shown in Fig. 3. The narrow width is measured to be 7 MeV/c and the wide Gaussian tails are 47 MeV/c on each side. All parameters describing the shape of various signal peaks will be kept fixed to these values in the fit to data. The wide Gaussian is associated with candidates where the B -tag has a reconstructed m_{ES} in the signal region but is not built with the correct set of B decay products and, therefore, provides an incorrect boost. The relative importance of the wide Gaussian term is proportional to the background under the B mass peak. The level of this background depends on the signal-side final state, particularly on whether the charmonium state decays to a final state containing open-charm mesons, such as the $\psi(3770)$ or the $X(3872)$. This effect induces a higher efficiency for the $X(3872)$: the MC efficiency is found to be $(0.25 \pm 0.07)\%$ for $J/\psi K^\pm$ events and $(0.77 \pm 0.02)\%$ for $X(3872)K^\pm$ events. It also gives rise to systematic uncertainties in the signal shape, due to the limited knowledge of the decay channels of the particle under study.

When using the intermediate points to interpolate the

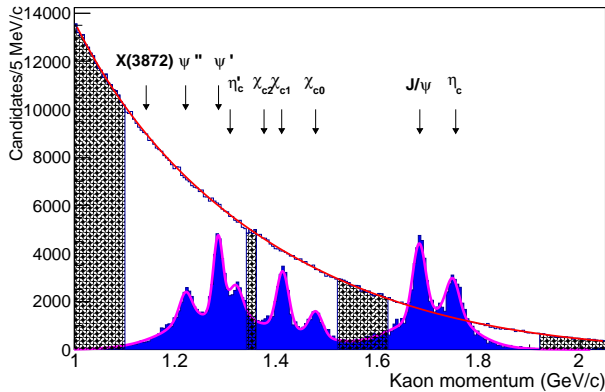


FIG. 2. The K^\pm momentum spectrum for simulated events where no signal kaons are present. The MC statistics represent 3.5 times $BABAR$ integrated luminosity. The hatched areas correspond to the zones used to fit the polynomial background. The filled blue histogram is the signal-only K^\pm momentum spectrum in simulated events. The purple line represents the fit to this distribution.

background, the tails from the J/ψ and $\eta_c(2S)$ peaks extending into these intermediate regions are subtracted using the simulation with the known branching fractions for these resonances [20]. The fit function is a product of fifth-order Chebyshev polynomials and an exponential function. The relative systematic uncertainty of the signal yields resulting from the uncertainty in the estimation of these tails is found to be 4%.

Small deviations are observed in the simulation between the background kaon momentum distribution and the fit function. These defects in background shape do not affect the visibility of narrow peaks, such as that of the $X(3872)$ since the expected width of 7 MeV/c is much smaller than the ~ 50 MeV/c typical width of the local deviations. The observed residuals in the 1.1 to 1.2 GeV/c region are corrected for, and the resulting uncertainty taken into account.

The kaon momentum spectrum between 1.5 and 2 GeV/c is expected to exhibit two peaks, one at $p_k = 1.684$ GeV/c corresponding to the J/ψ and a second at $p_k = 1.754$ GeV/c for the η_c meson. The SuperNN is trained in the $J/\psi - \eta_c$ region and the SuperNN output is required to be > 0.85 with a B purity larger than 0.08. A fit to the background-subtracted spectrum is performed with the two signal functions determined above, the only free parameters being the charmonium yields. The fit results are displayed in Fig. 4, with the following charmonium yields: $N_{J/\psi} = 2364 \pm 189$ and $N_{\eta_c} = 2259 \pm 188$. The statistical precision obtained on the yields is 8%, a factor of about two improvement compared to Ref. [12].

The branching fraction $\mathcal{B}(B^\pm \rightarrow K^\pm \eta_c)$ is computed using the world average $\mathcal{B}(B^\pm \rightarrow K^\pm J/\psi)$ [20] and the

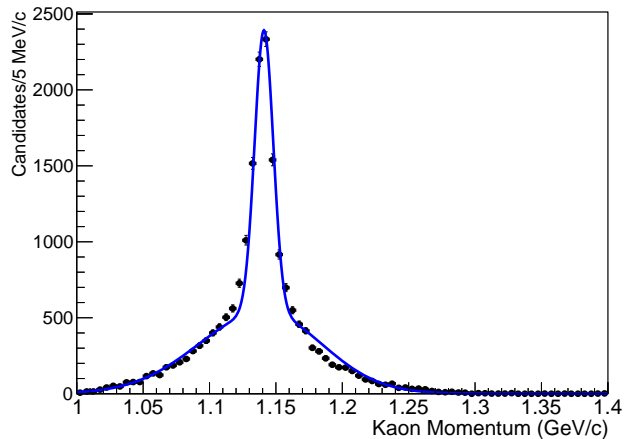


FIG. 3. Fit to the signal-only K^\pm momentum spectrum in $X(3872)$ simulated events.

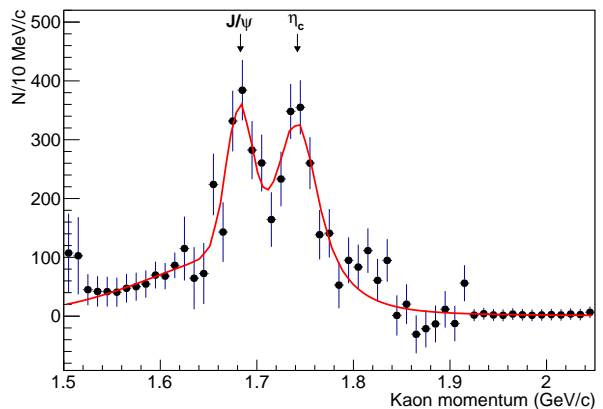


FIG. 4. The background-subtracted kaon momentum spectrum for data in the $J/\psi - \eta_c$ region with fit result superimposed.

ratio of the yields quoted above, to obtain:

$$\mathcal{B}(B^\pm \rightarrow K^\pm \eta_c) = (0.96 \pm 0.12(\text{stat}) \pm 0.06(\text{syst}) \pm 0.03(\text{“ref”})) \times 10^{-3},$$

where the systematic uncertainty is detailed in Table I, and “ref” refers to the uncertainty in $\mathcal{B}(B^\pm \rightarrow K^\pm J/\psi)$ [20]. This result agrees with the world average for this branching fraction $(1.09 \pm 0.09) \times 10^{-3}$ [20]. As a cross-check, $\mathcal{B}(B^\pm \rightarrow K^\pm J/\psi)$ is also extracted from the ratio of observed J/ψ events obtained in data and simulation: $\mathcal{B}(B^\pm \rightarrow K^\pm J/\psi) = (1.09 \pm 0.09(\text{stat}) \pm 0.06(\text{syst})) \times 10^{-3}$, in agreement with the world average.

The higher-mass region was blinded during the initial part of the analysis. Here, the SuperNN is trained in the ψ' region and the SuperNN output is required to be > 0.6 with a B purity larger than 0.10. The p_K spectrum is fitted using the same procedure as above. The

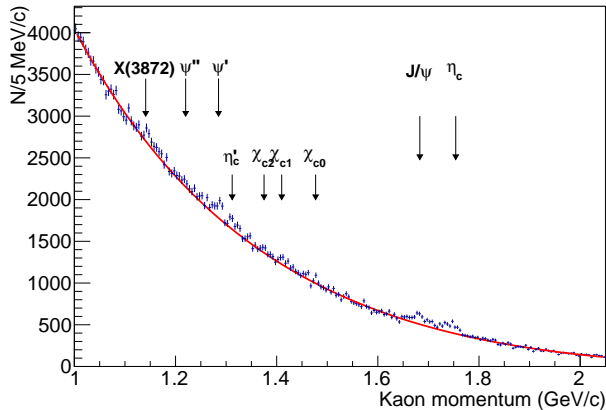


FIG. 5. The kaon momentum spectrum after applying final selection criteria and before background subtraction. The red line is the interpolated function describing the background shape. The arrows indicate the values at which a signal for each resonance is expected.

background shape is determined using a fit to the signal-free region after correction for the small residual signal in that region estimated from MC simulation. The kaon momentum spectrum before background subtraction is displayed in Fig. 5, and after background subtraction in Fig. 6.

The fit to the background-subtracted signal spectrum (Fig. 6) is a sum of nine signal-peak functions corresponding to the nine particles: $X(3872)$, $\psi(3770)$, ψ' , $\eta_c(2S)$, χ_{c2} , χ_{c1} , χ_{c0} , J/ψ , and η_c . The peak locations are taken from Ref. [20] and the widths are obtained from fits to MC signal samples and include both detector resolution and the natural width of each resonance. The peak labelled χ_{c1} refers to both χ_{c1} and h_c since these two states cannot be distinguished from each other in this analysis. A binned maximum likelihood fit is performed, with the nine charmonium yields as free parameters. Table II contains the fit results. Signal peaks are visible for η_c , J/ψ , χ_{c1} , ψ' , and $X(3872)$. A separate fit in which the $X(3872)$ signal is forced to 0 has a χ^2 larger than that of the nominal fit by 11.1 units, which reduces to 9.0 when accounting for the uncertainty in the background shape in the 1.1 to 1.2 GeV/c region. Thus, there is 3σ evidence of the decay $B^\pm \rightarrow X(3872)$, detected for the first time using this recoil technique.

The systematic uncertainties associated with this analysis mainly stem from the imperfect description of the data by the simulation. These uncertainties are similar for all the resonances studied and are computed in detail for the η_c . The systematic uncertainty attached to the $X(3872)$ must be however treated separately since it suffers from a much larger interpolation error, and from a more limited knowledge regarding its decay modes:

- *Peak position.* A deviation from the known peak

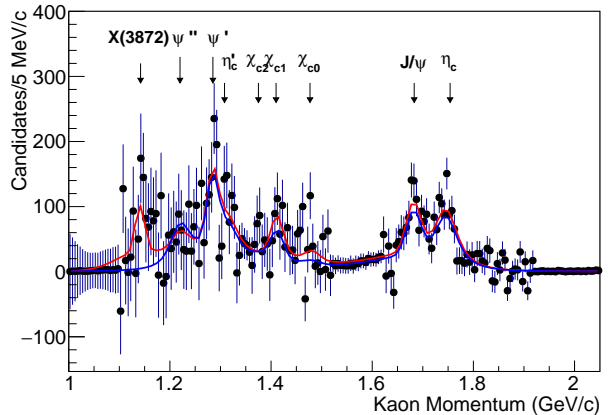


FIG. 6. The background-subtracted kaon momentum spectrum between 1 and 2.05 GeV/c. The fit function includes signal peaks for nine particles, indicated by the arrows.

position can induce an uncertainty in the number of events from the fit integral, estimated at 1%.

- *Signal shape.* Four parameters are used to describe the signal shape: the main narrow width of the signal peak, the widths of the left-hand side and right-hand side Gaussian tails, and the relative fraction under the narrow Gaussian. The systematic uncertainty resulting from the uncertainty in the signal shape is estimated using the signal-only fit to the simulation sample. When the resonance has a non-negligible natural width, as in the case of the η_c , the uncertainty in this width is also included.
- *Background subtraction.* The uncertainty of the background fit is propagated, including correlations, into the signal statistical uncertainty and is, therefore, not accounted as a systematic uncertainty. However, the correction due to the signal subtraction in the 1.1 to 1.2 GeV/c region implies sizeable uncertainty for the $X(3872)$ yield. This uncertainty is determined by taking the effect on the $X(3872)$ yield introduced by a one-sigma deviation of the correction function, and is determined to be 13%.
- *Efficiency determination.* Uncertainties in detection efficiency arise in the kaon reconstruction and particle identification efficiencies, and in the SuperNN-based selection. It is important to note that these uncertainties cancel to a very good approximation in the ratios of the branching fractions of all resonances to the J/ψ .

Finally, another systematic uncertainty, specific to the $X(3872)$, results from the uncertainty in its decay model. The signal shape, as mentioned above, is not the same for DD and $J/\psi X$ decays and this effect induces a small

Uncertainty source	η_c (%)	$X(3872)$ (%)
K identification	1	5
Decay model	-	5
Efficiency	0	5
p_K spectrum: peak position	2	2
p_K spectrum: signal narrow width	1	1
p_K spectrum: signal wide width	5	5
p_K spectrum: narrow width fraction	2	2
p_K spectrum: background shape	-	13
Decay width	1	-
Correction in signal-free regions	-	4
Total	6	16.3

TABLE I. Summary of relative systematic uncertainties (in %) for the η_c and $X(3872)$ branching fractions, relative to $\mathcal{B}(B^\pm \rightarrow J/\psi K^\pm)$.

Particle	Yield	$\mathcal{B}(10^{-4})$
J/ψ	2364±189	10.1±0.29 (Ref. [20])
η_c	2259±188	9.6±1.2(stat)±0.6(syst)
χ_{c0}	287±181	2.0±1.3(stat)±0.3 (syst)
χ_{c1}	1035±193	4.0±0.8(stat)±0.6(syst)
χ_{c2}	200±164	<2.0
$\eta_c(2S)$	527±271	3.4±1.7(stat)±0.5(syst)
ψ'	1278±285	4.6±1(stat)±0.7(syst)
$\psi(3770)$	497±308	3.2±2.0(stat)±0.5(syst)
$X(3872)$	992±285	2.1±0.6(stat)±0.3(syst)

TABLE II. Results from fits to the kaon momentum spectrum. \mathcal{B} stands for the branching fraction for $B^\pm \rightarrow X_{c\bar{c}}K^\pm$. An additional 3% uncertainty must be added to these results, reflecting the present knowledge of the reference $\mathcal{B}(B^\pm \rightarrow J/\psi K^\pm)$.

change in the signal yield in the fit. Varying the ratio between these two types of decays leads to a 5% additional systematic uncertainty. Table I summarizes the various systematic uncertainties, and Table II summarizes the branching fraction results for all resonances.

The number of $X(3872)$ events is converted into an absolute branching fraction using the number of observed J/ψ events, its absolute branching fraction, and the relative efficiency ratio, with the result: $\mathcal{B}(B^+ \rightarrow X(3872)K^+) = (2.1 \pm 0.6(\text{stat}) \pm 0.3(\text{syst}) \pm 0.1(\text{“ref”})) \times 10^{-4}$. Using the measured product branching fraction $\mathcal{B}(B^+ \rightarrow X(3872)K^+) \times \mathcal{B}(X(3872) \rightarrow J/\psi\pi^+\pi^-) = (8.6 \pm 0.8) \times 10^{-6}$ [20], this translates into $\mathcal{B}(X(3872) \rightarrow J/\psi\pi^+\pi^-) = (4.1 \pm 1.3)\%$. From this, an upper limit on the partial width $\Gamma(X(3872) \rightarrow J/\psi\pi^+\pi^-)$ can be set in the 100 keV range, using 3 MeV as an upper limit for the $X(3872)$ total width, as measured in its DD decay channel [21, 22]. Our measurement therefore suggests that the $X(3872)$ has a significant molecular component.

CONCLUSIONS

We report an update to our first analysis [12] with the full *BABAR* statistics. Two new features are introduced: the inclusion of all B candidates has led to an increase of efficiency and a better separation between signal and tag sides of an event; the fit to a polynomial background in regions where no signal is present reduces the statistical and systematic uncertainties related to the background subtraction. We obtain the following results:

$$\begin{aligned} \mathcal{B}(B^+ \rightarrow \eta_c K^+) &= \\ &(0.96 \pm 0.12(\text{stat}) \pm 0.06(\text{syst}) \pm 0.03(\text{ref})) \times 10^{-3}, \\ \mathcal{B}(B^+ \rightarrow X(3872)K^+) &= \\ &(2.1 \pm 0.6(\text{stat}) \pm 0.3(\text{syst}) \pm 0.1(\text{ref})) \times 10^{-4}, \\ \mathcal{B}(X(3872) \rightarrow J/\psi\pi^+\pi^-) &= (4.1 \pm 1.3)\%. \end{aligned}$$

This result will certainly contribute to the determination of the complex nature of the $X(3872)$ particle.

We are grateful for the extraordinary contributions of our PEP-II colleagues in achieving the excellent luminosity and machine conditions that have made this work possible. The success of this project also relies critically on the expertise and dedication of the computing organizations that support *BABAR*. The collaborating institutions wish to thank SLAC for its support and the kind hospitality extended to them. This work is supported by the US Department of Energy and National Science Foundation, the Natural Sciences and Engineering Research Council (Canada), Institute of High Energy Physics (China), the Commissariat à l’Energie Atomique and Institut National de Physique Nucléaire et de Physique des Particules (France), the Bundesministerium für Bildung und Forschung and Deutsche Forschungsgemeinschaft (Germany), the Istituto Nazionale di Fisica Nucleare (Italy), the Foundation for Fundamental Research on Matter (The Netherlands), the Research Council of Norway, the Ministry of Science and Technology of the Russian Federation, and the Particle Physics and Astronomy Research Council (United Kingdom). Individuals have received support from CONACyT (Mexico), the A. P. Sloan Foundation, the Research Corporation, and the Alexander von Humboldt Foundation.

* Now at: Wuhan University, Wuhan 430072, China

† Now at: Università di Bologna and INFN Sezione di Bologna, I-47921 Rimini, Italy

‡ Deceased

§ Now at: University of Huddersfield, Huddersfield HD1 3DH, UK

¶ Now at: University of South Alabama, Mobile, Alabama 36688, USA

** Also at: Università di Sassari, I-07100 Sassari, Italy

- ^{††} Also at: Gran Sasso Science Institute, I-67100 LAquila, Italy
- [1] C. Quigg, FERMILAB-Conf-04/033-T, and hep-ph/0403187, and references therein.
 - [2] B. Aubert et al. (*BABAR* Collaboration), Phys. Rev. D **67**, 032002 (2003).
 - [3] S. K. Choi et al. (Belle Collaboration), Phys. Rev. Lett. **89**, 102001 (2002).
 - [4] S. K. Choi et al. (Belle Collaboration), Phys. Rev. D **84**, 052004 (2011).
 - [5] B. Aubert et al. (*BABAR* Collaboration), Phys. Rev. D **77**, 111101 (2008).
 - [6] L. Maiani et al., Phys. Rev. D **71**, 014028 (2005).
 - [7] L. Maiani et al., Phys. Rev. Lett. **99**, 182003 (2007).
 - [8] E. Braaten et al., Phys. Rev. D **72**, 054022 (2005).
 - [9] T. Barnes, S. Godfrey, Phys. Rev. D **69**, 054008 (2004).
 - [10] P. G. Ortega, E. R. Arriola, arXiv:1907.01441 [hep-ph].
 - [11] E. Swanson, Phys. Lett. B **588**, 189 (2004).
 - [12] B. Aubert et al. (*BABAR* Collaboration), Phys. Rev. Lett. **96**, 052002 (2006).
 - [13] J.P. Lees et al. (*BABAR* Collaboration), Nucl. Instr. and Methods A **726**, 203 (2013).
 - [14] B. Aubert et al. (*BABAR* Collaboration), Nucl. Instrum. and Meth. A **479**, 1 (2002).
 - [15] B. Aubert et al. (*BABAR* Collaboration), Nucl. Instr. Meth. A **729**, 615 (2013).
 - [16] B. Aubert et al. (*BABAR* Collaboration), Phys. Rev. Lett. **109**, 101802 (2012).
 - [17] T. Skwarnicki et al., DESY-F31-86-02.
 - [18] H. Albrecht et al. (ARGUS Collaboration), Phys. Lett. **B318**, 397 (1993).
 - [19] Y. Kato et al. (Belle Collaboration), Phys. Rev. D **97**, 012005 (2018).
 - [20] M. Tanabashi et al. (Particle Data Group), Phys. Rev. D **98**, 030001 (2018) and 2019 update.
 - [21] B. Aubert et al. (*BABAR* Collaboration), Phys. Rev. D **77**, 011102 (2008).
 - [22] T. Aushev et al. (Belle Collaboration), Phys. Rev. D **81**, 031103 (2010).