

Hearing Lips: Improving Lip Reading by Distilling Speech Recognizers

Ya Zhao,¹ Rui Xu,¹ Xinchao Wang,² Peng Hou,³ Haihong Tang,³ Mingli Song¹

¹Zhejiang University, ²Stevens Institute of Technology, ³Alibaba Group
 {yazhao, ruixu, brooksong}@zju.edu.cn, xinchao.wang@stevens.edu,
 houpeng.hp@alibaba-inc.com, piaoxue@taobao.com

Abstract

Lip reading has witnessed unparalleled development in recent years thanks to deep learning and the availability of large-scale datasets. Despite the encouraging results achieved, the performance of lip reading, unfortunately, remains inferior to the one of its counterpart speech recognition, due to the ambiguous nature of its actuations that makes it challenging to extract discriminant features from the lip movement videos. In this paper, we propose a new method, termed as Lip by Speech (LIBS), of which the goal is to strengthen lip reading by learning from speech recognizers. The rationale behind our approach is that the features extracted from speech recognizers may provide complementary and discriminant clues, which are formidable to be obtained from the subtle movements of the lips, and consequently facilitate the training of lip readers. This is achieved, specifically, by distilling multi-granularity knowledge from speech recognizers to lip readers. To conduct this cross-modal knowledge distillation, we utilize an efficacious alignment scheme to handle the inconsistent lengths of the audios and videos, as well as an innovative filtering strategy to refine the speech recognizer’s prediction. The proposed method achieves the new state-of-the-art performance on the CMLR and LRS2 datasets, outperforming the baseline by a margin of 7.66% and 2.75% in character error rate, respectively.

Introduction

Lip reading, also known as visual speech recognition, aims at predicting the sentence being spoken, given a muted video of a talking face. Thanks to the recent development of deep learning and the availability of big data for training, lip reading has made unprecedented progress with much performance enhancement (Assael et al. 2016; Chung et al. 2017; Zhao, Xu, and Song 2019).

In spite of the promising accomplishments, the performance of the video-based lip reading remains considerably lower than its counterpart, the audio-based speech recognition, for which the goal is also to decode the spoken text and therefore can be treated as a heterogeneous modality sharing the same underlying distribution as lip reading. Given the same amount of training data and model architecture,

the performance discrepancy is as large as 10.4% vs. 39.5% in terms of character error rate for speech recognition and lip reading, respectively (Chung et al. 2017). This is due to the intrinsically ambiguous nature of lip actuations: several seemingly-identical lip movements may produce different words, making it highly challenging to extract discriminant features from the video of interest and to further dependably predict the text output.

In this paper, we propose a novel scheme, Lip by Speech (LIBS), that utilizes speech recognition, for which the performances are in most cases gratifying, to facilitate the training of the more challenging lip reading. We assume a pre-trained speech recognizer is given, and attempt to distill knowledge concealed in the speech recognizer to the target lip reader to be trained.

The rationale for exploiting knowledge distillation (Hinton, Vinyals, and Dean 2015) for this task lies in that, acoustic speech signals embody information complementary to that of the visual ones. For example, utterances with subtle movements, which are challenging to be distinguished visually, are in most cases handy to be recognized acoustically (Wolff et al. 1994). By imitating the acoustic speech features extracted by the speech recognizer, the lip reader is expected to enhance its capability to extract discriminant visual features. To this end, LIBS is designed to distill knowledge at multiple temporal scales including sequence-level, context-level, and frame-level, so as to encode the multi-granularity semantics from the input sequence.

Nevertheless, distilling knowledge from a heterogeneous modality, in this case the audio sequence, confronts two major challenges. The first lies in the fact that, the two modalities may feature different sampling rates and are thus asynchronous, while the second concerns the imperfect speech-recognition predictions. To this end, we employ a cross-modal alignment strategy to synchronize the audio and video data by finding the correspondence between them, so as to conduct the fine-grained knowledge distillation from audio features to visual ones. To enhance the speech predictions, on the other hand, we introduce a filtering technique to refine the distilled features, so that useful features can be filtered for knowledge distillation.

Experimental results on two large-scale lip reading

datasets, CMLR (Zhao, Xu, and Song 2019) and LRS2 (Afouras et al. 2018), show that the proposed approach outperforms the state of the art. We achieve a character error rate of 31.27%, a 7.66% enhancement over the baseline on the CMLR dataset, and one of 45.53% with 2.75% improvement on LRS2. It is noteworthy that when the amount of training data shrinks, the proposed approach tends to yield an even greater performance gain. For example, when only 20% of the training samples are used, the performance against the baseline has an 9.63% boost on the CMLR dataset.

Our contribution is therefore an innovative and effective approach to enhancing the training of lip readers, achieved by distilling multi-granularity knowledge from speech recognizers. This is to our best knowledge the first attempt along this line and, unlike existing feature-level knowledge distillation methods that work on Convolutional Neural Networks (Romero et al. 2014; Gupta, Hoffman, and Malik 2016; Hou et al. 2019), our strategy handles Recurrent Neural Networks. Experiments on several datasets show that the proposed method leads to the new state of the art.

Related Work

Lip Reading

(Assael et al. 2016) proposes the first deep learning-based, end-to-end sentence-level lipreading model. It applies a spatiotemporal CNN with Gated Recurrent Unit (GRU) (Cho et al. 2014) and Connectionist Temporal Classification (CTC) (Graves et al. 2006). (Chung et al. 2017) introduces the WLAS network utilizing a novel dual attention mechanism that can operate over visual input only, audio input only, or both. (Afouras et al. 2018) presents a seq2seq and a CTC architecture based on self-attention transformer models, and are pre-trained on a non-publicly available dataset. (Shillingford et al. 2018) designs a lipreading system that uses a network to output phoneme distributions and is trained with CTC loss, followed by finite state transducers with language model to convert the phoneme distributions into word sequences. In (Zhao, Xu, and Song 2019), a cascade sequence-to-sequence architecture (CSSMCM) is proposed for Chinese Mandarin lip reading. CSSMCM explicitly models tones when predicting characters.

Speech Recognition

Sequence-to-sequence models are gaining popularity in the automatic speech recognition (ASR) community, since it folds separate components of a conventional ASR system into a single neural network. (Chorowski et al. 2014) combines sequence-to-sequence with attention mechanism to decide which input frames be used to generate the next output element. (Chan et al. 2016) proposes a pyramid structure in the encoder, which reduces the number of time steps that the attention model has to extract relevant information from.

Knowledge Distillation

Knowledge distillation is originally introduced for a smaller student network to perform better by learning from a larger teacher network (Hinton, Vinyals, and Dean 2015). The

teacher network has previously been trained, and the parameters of the student network are going to be estimated. In (Romero et al. 2014), the knowledge distillation idea is applied in image classification, where a student network is required to learn the intermediate output of a teacher network. In (Gupta, Hoffman, and Malik 2016), knowledge distillation is used to teach a new CNN for a new image modality (like depth images), by teaching the network to reproduce the mid-level semantic representations learned from a well-labeled image modality. (Kim and Rush 2016) propose a sequence-level knowledge distillation method for neural machine translation at the output level. Different from these work, we perform feature-level knowledge distillation on Recurrent Neural Networks.

Background

Here we briefly review the attention-based sequence-to-sequence model (Bahdanau, Cho, and Bengio 2015).

Let $\mathbf{x} = [x_1, \dots, x_I]$, $\mathbf{y} = [y_1, \dots, y_K]$ be the input and target sequence with a length of I and K respectively. Sequence-to-sequence model parameterizes the probability $p(\mathbf{y}|\mathbf{x})$ with an encoder neural network and a decoder neural network. The encoder transforms the input sequence x_1, \dots, x_I into a sequence of hidden state h_1^x, \dots, h_I^x and produces the fixed-dimensional state vector s^x , which contains the semantic meaning of the input sequence. We also called s^x the *sequence vector* in this paper.

$$h_i^x = \text{RNN}(x_i, h_{i-1}^x), \quad (1)$$

$$s^x = h_I^x. \quad (2)$$

The decoder computes the probability of the target sequence conditioned on the outputs of the encoder. Specifically, given the input sequence and previously generated target sequence $y_{<k}$, the conditional probability of generating the target y_k at timestep k is decided by:

$$\begin{aligned} p(y_k|y_{<k}, \mathbf{x}) &= g(y_{k-1}, h_k^d, c_k^x), \\ h_k^d &= \text{RNN}(h_{k-1}^d, y_{k-1}, c_k^x), \end{aligned} \quad (3)$$

where g is the softmax function, h_k^d is the hidden state of decoder RNN at timestep k , and c_k^x is the context vector calculated by an attention mechanism. Attention mechanism allows the decoder to attend to different parts of the input sequence at each step of output generation.

Concretely, the context vector is calculated by weighting each encoder hidden state h_i^x according to the similarity distribution α_k :

$$c_k^x = \sum_{i=1}^I \alpha_{ki} h_i^x, \quad (4)$$

The similarity distribution α_k signifies the proximity between h_{k-1}^d and each h_i^x , and is calculated by:

$$\alpha_{ki} = \frac{\exp(f(h_{k-1}^d, h_i^x))}{\sum_{j=1}^I \exp(f(h_{k-1}^d, h_j^x))}. \quad (5)$$

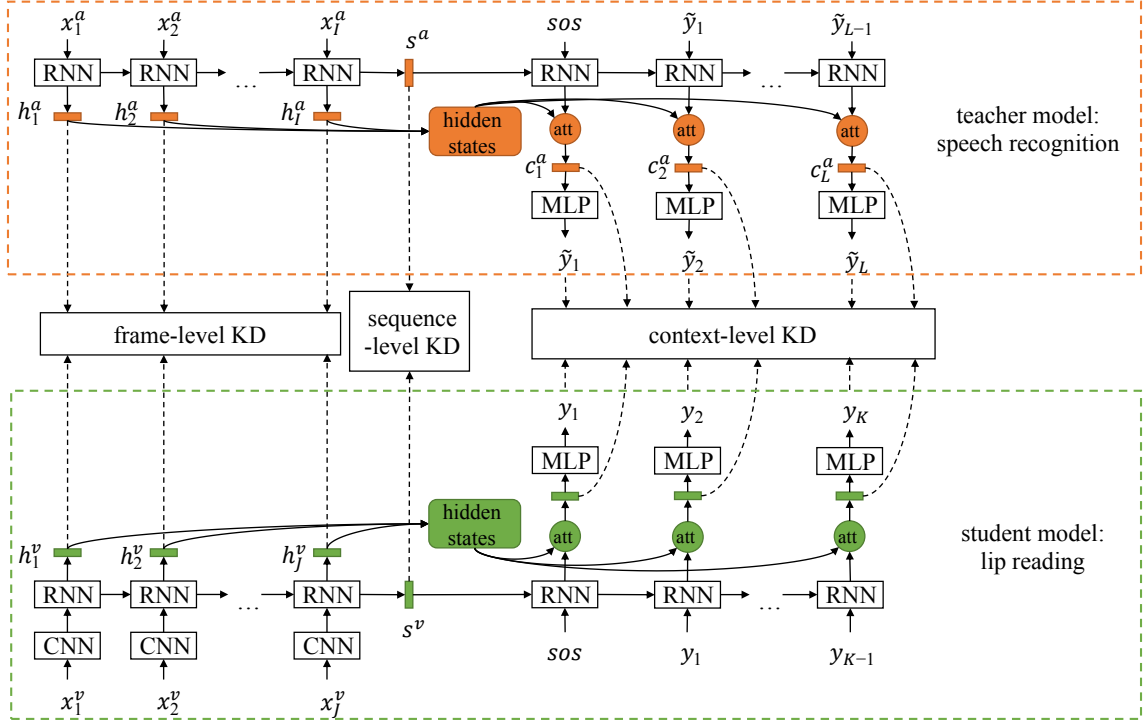


Figure 1: The framework of LIBS. The student network deals with lip reading, and the teacher handles speech recognition. Knowledge is distilled at sequence-, context-, and frame-level to enable the features of multi-granularity to be transferred from teacher network to student. KD is short for knowledge distillation.

f calculates the unnormalized similarity between h_{k-1}^d and h_i^x , usually in the following ways:

$$f(h_{k-1}^d, h_i^x) = \begin{cases} (h_{k-1}^d)^T h_i^x, & \text{dot} \\ (h_{k-1}^d)^T W h_i^x, & \text{general} \\ v^t \tanh(W[h_{k-1}^d, h_i^x]), & \text{concat} \end{cases} \quad (6)$$

Proposed Method

The framework of LIBS is illustrated in Figure 1. Both the speech recognizer and the lip reader are based on the attention-based sequence-to-sequence architecture. For an input video, $\mathbf{x}^v = [x_1^v, \dots, x_j^v]$ represents its video frame sequence, $\mathbf{y} = [y_1, \dots, y_K]$ is the target character sequence. The corresponding audio frame sequence is $\mathbf{x}^a = [x_1^a, \dots, x_j^a]$. A pre-trained speech recognizer reads in the audio frame sequence \mathbf{x}^a , and outputs the predicted character sequence $\tilde{\mathbf{y}} = [\tilde{y}_1, \dots, \tilde{y}_L]$. It should be noted that the sentence predicted by speech recognizer is imperfect, and L may not equal to K . At the same time, the encoder hidden states $\mathbf{h}^a = [h_1^a, \dots, h_j^a]$, sequence vector s^a , and context vectors $\mathbf{c}^a = [c_1^a, \dots, c_L^a]$ can also be obtained. They are used to guide the training of the lip reader.

The basic lip reader is trained to maximize conditional probability distribution $p(\mathbf{y}|\mathbf{x}^v)$, which equals to minimize the loss function:

$$L_{base} = - \sum_{k=1}^K \log p(y_k | y_{<k}, \mathbf{x}^v). \quad (7)$$

The encoder hidden states, sequence vector and context vectors of the lip reader are denoted as $\mathbf{h}^v = [h_1^v, \dots, h_j^v]$, s^v , and $\mathbf{c}^v = [c_1^v, \dots, c_K^v]$, respectively.

The proposed method LIBS aims to minimize the loss function:

$$L = L_{base} + \lambda_1 L_{KD1} + \lambda_2 L_{KD2} + \lambda_3 L_{KD3}, \quad (8)$$

where L_{KD1} , L_{KD2} , and L_{KD3} constitute the multi-granularity knowledge distillation, and work at sequence-level, context-level and frame-level respectively. λ_1, λ_2 and λ_3 are the corresponding balance weights. Details are described below.

Sequence-Level Knowledge Distillation

As mentioned before, the sequence vector s^x contains the semantic information of the input sequence. For a video frame sequence \mathbf{x}^v and its corresponding audio frame sequence \mathbf{x}^a , their sequence vectors s^a and s^v should be the same, because they are different expressions of the same thing.

Therefore, the sequence-level knowledge distillation is denoted as :

$$L_{KD1} = \|s^a - t(s^v)\|_2^2. \quad (9)$$

t is a simple transformation function (for example a linear or affine function), which embeds features into a space with the same dimension.

Context-Level Knowledge Distillation

When decoder predicting a character at a certain timestep, the attention mechanism uses context vector to summarize

the input information that is most relevant to the current output. Therefore, if the lip reader and speech recognizer predict the same character at j -th timestep, the context vectors c_j^v and c_j^a should contain the same information. Naturally, the context-level knowledge distillation should push c_j^v and c_j^a to be the same.

However, due to the imperfect speech-recognition predictions, it's possible that \tilde{y}_j and y_j may not be the same. Simply making c_j^v and c_j^a similar would hinder the performance of lip reader. This requires choosing the correct characters from the speech-recognition predictions, and using the corresponding context vectors for knowledge distillation. Besides, in current attention mechanism, the context vectors are built upon the RNN hidden state vectors, which act as representations of prefix substrings of the input sentences, given the sequential nature of RNN computation (Wu et al. 2018). Thus, even if there are same characters in the predicted sentence, their corresponding context vectors are different because of their different positions.

Based on these findings, a Longest Common Subsequence (LCS)¹ based filtering method is proposed to refine the distilled features. LCS is used to compare two sequences. Common subsequences with same order in the two sequences are found, and the longest sequence is selected. The most important aspects of LCS are that the common subsequence is not necessary to be contiguous, and it retains the relative position information between characters. Formally speaking, LCS computes the common subsequence between $\tilde{\mathbf{y}} = [\tilde{y}_1, \dots, \tilde{y}_L]$ and $\mathbf{y} = [y_1, \dots, y_K]$, and obtains the subscripts of the corresponding characters in $\tilde{\mathbf{y}}$ and \mathbf{y} :

$$I_1^a, \dots, I_M^a, I_1^v, \dots, I_M^v = \text{LCS}(\tilde{y}_1, \dots, \tilde{y}_L, y_1, \dots, y_K), \quad (10)$$

$$M \leq \min(L, K),$$

where I_1^a, \dots, I_M^a and I_1^v, \dots, I_M^v are the subscripts in the sentence predicted by speech recognizer and the ground truth sentence, respectively. Please refer to the supplementary material for details. It's worth noting that when the sentence is Chinese, two characters are defined to be the same if they have the same Pinyin. Pinyin is the phonetic symbol of Chinese character, and homophones account for more than 85% among all Chinese characters.

Context-level knowledge distillation only calculate on these common characters:

$$L_{KD2} = \frac{1}{M} \sum_{i=1}^M \left\| c_{I_i^a}^a - t(c_{I_i^v}^v) \right\|_2^2. \quad (11)$$

Frame-Level Knowledge Distillation

Furthermore, we hope that the speech recognizer can teach the lip reader more finely and explicitly. Specifically, knowledge is distilled at frame-level to enhance the discriminability of each video frame feature.

If the correspondence between video and audio is known, then it is sufficient to directly match the video frame feature with the corresponding audio feature. However, due to the

different sampling rates, video sequence and audio sequence have inconsistent length. Besides, since blanks may appear at the beginning or end of the data, there is no guarantee that video and audio are strictly synchronized. Therefore, it is impossible to specify the correspondence artificially. This problem is solved by first learning the correspondence between video and audio, then performing the frame-level knowledge distillation.

As the hidden states of RNN providing higher-level semantics and are easier to correlated than the original input feature (Sterpu, Saam, and Harte 2018), the alignment between audio and video is learned on the hidden states of the audio encoder and video encoder. Formally speaking, for each audio hidden state h_i^a , the most similar video frame feature is calculated by a way similar to the attention mechanism:

$$\tilde{h}_i^v = \sum_{j=1}^J \beta_{ji} h_j^v, \quad (12)$$

β_{ji} is the normalized similarity between h_i^a and video encoder hidden states h_j^v :

$$\beta_{ji} = \frac{\exp((h_j^v)^T W h_i^a)}{\sum_{k=1}^J \exp((h_k^v)^T W h_i^a)}. \quad (13)$$

Since \tilde{h}_i^v contains the most similar information to audio feature h_i^a and the acoustic speech signals embody information complementary to the visual ones, making \tilde{h}_i^v and h_i^a the same enhances lip reader's capability to extract discriminant visual feature. Thus, the frame-level knowledge distillation is defined as:

$$L_{KD3} = \frac{1}{I} \sum_{i=1}^I \left\| h_i^a - \tilde{h}_i^v \right\|_2^2. \quad (14)$$

The audio and video modalities can have two-way interactions. However, in the preliminary experiment, we found that video attending audio leads to inferior performance. So, only audio attending video is chosen to perform the frame-level knowledge distillation.

Experiments

Datasets

CMLR² (Zhao, Xu, and Song 2019): it is currently the largest Chinese Mandarin lip reading dataset. It contains over 100,000 natural sentences from China Network Television website, including more than 3,000 Chinese characters and 20,000 phrases.

LRS2³ (Afouras et al. 2018): it contains more than 45,000 spoken sentences from BBC television. LRS2 is divided into development (train/val) and test sets according to the broadcast date. The dataset has a "pre-train" set that contains sentences annotated with the alignment boundaries of every word.

We follow the provided dataset partition in experiments.

¹https://en.wikipedia.org/wiki/Longest_common_subsequence_problem

²<https://www.vipazoo.cn/CMLR.html>

³http://www.robots.ox.ac.uk/~vgg/data/lip_reading/lrs2.html

Evaluation Metrics

For experiments on LRS2 dataset, we report the Character Error Rate (CER), Word Error Rate (WER) and BLEU (Papineni et al. 2002). The CER and WER are defined as $ErrorRate = (S + D + I)/N$, where S is the number of substitutions, D is the number of deletions, I is the number of insertions to get from the reference to the hypothesis and N is the number of characters (words) in the reference. BLEU is a modified form of n-gram precision to compare a candidate sentence to one or more reference sentences. Here, the unigram BLEU is used. For experiments on CMLR dataset, only CER and BLEU are reported, since the Chinese sentence is presented as a continuous string of characters without demarcation of word boundaries.

Training Strategy

Same as (Chung et al. 2017), curriculum learning is employed to accelerate training and reduce over-fitting. Since the training sets of CMLR and LRS2 are not annotated with the word boundaries, the sentences are grouped into subsets according to the length. We start training on short sentences and then make the sequence length grow as the network trains. Scheduled sampling (Bengio et al. 2015) is used to eliminate the discrepancy between training and inference. The sampling rate from the previous output is selected from 0.7 to 1 for CMLR dataset, and from 0 to 0.25 for LRS2 dataset. For fair comparisons, decoding is performed with beam search of width 1 for CMLR and 4 for LRS2, in a similar way to (Chan et al. 2016).

However, preliminary experimental results show that the sequence-to-sequence based model is hard to achieve reasonable results on the LRS2 dataset. This is because even the shortest English sentence contains 14 characters, which is still difficult for the decoder to extract relevant information from all input steps at the beginning of the training. Therefore, a pre-training stage is added for LRS2 dataset as in (Afouras et al. 2018). When pre-training, the CNN pre-trained on word excerpts from the MV-LRS (Chung and Zisserman 2017) dataset is used to extract visual features for the *pre-train* set. The lip reader is trained on these frozen visual features. Pre-training starts with a single word, then gradually increases to a maximum length of 16 words. After that, the model is trained end-to-end on the training set.

Implementation Details

Lip Reader

CMLR: The input images are 64×128 in dimension. VGG-M model (Chatfield et al. 2014) is used to extract visual features. Lip frames are transformed into gray-scale, and the VGG-M network takes every 5 lip frames as an input, moving 2 frames at each timestep. We use a two-layer bi-directional GRU (Cho et al. 2014) with a cell size of 256 for the encoder and a two-layer uni-directional GRU with a cell size of 512 for the decoder. For character vocabulary, characters that appear more than 20 times are kept. [sos], [eos] and [pad] are also included. The final vocabulary size is 1,779. The initial learning rate was 0.0003 and decreased by 50% every time the training error did not improve for 4 epochs.

Table 1: The balance weights employed in CMLR and LRS2 datasets.

Dataset	λ_1	λ_2	λ_3
CMLR	10	40	10
LRS2	2	10	10

Warm-up (He et al. 2016) is used to prevent over-fitting.

LRS2: The input images are 112×112 pixels covering the region around the mouth. The CNN used to extract visual features is based on (Stafylakis and Tzimiropoulos 2017), with a filter width of 5 frames in 3D convolutions. The encoder contains 3 layers of bi-directional LSTM (Hochreiter and Schmidhuber 1997) with a cell size of 256, and the decoder contains 3 layers of uni-directional LSTM with a cell size of 512. The output size of lip reader is 29, containing 26 letters and tokens for [sos], [eos], [pad]. The initial learning rate was 0.0008 for pre-training, 0.0001 for training, and decreased by 50% every time the training error did not improve for 3 epochs.

The balance weights used in both datasets are shown in Table 1. The values are obtained by conducting a grid search.

Speech Recognizer

The datasets used to train speech recognizers are the audio of the CMLR and LRS2 datasets, plus additional speech data: aishell (Bu et al. 2017) for CMLR, and LibriSpeech (Panayotov et al. 2015) for LRS2. The 240-dimensional fbank feature is used as the speech feature, sampled at 16kHz and calculated over 25ms windows with a step size 10ms. For LRS2 dataset, the speech recognizer and lip reader have the same architecture. For CMLR dataset, specifically, three different speech recognizer architectures are considered to verify the generalization of LIBS.

Teacher 1: It contains 2 layers of bi-directional GRU for encoder with a cell size of 256, 2 layers of uni-directional GRU for decoder with a cell size 512. In other words, it has the same architecture as lip reader.

Teacher 2: The cell size of both encoder and decoder is 512. Others remain the same as Teacher 1.

Teacher 3: The encoder contains 3 layers of pyramid bi-directional GRU (Chan et al. 2016). Others remain the same as Teacher 1.

It’s worth noting that Teacher 2 and the lip reader have different feature dimensions, and Teacher 3 reduces the audio time resolution by 8 times.

Experimental Results

Effect of different teacher models. To evaluate the generalization of the proposed multi-granularity knowledge distillation method, we compare the effects of LIBS on the CMLR dataset under different teacher models. Since WAS (Chung et al. 2017) and the baseline lip reader (trained without knowledge distillation) have the same sequence-to-sequence architecture, WAS is trained using the same training strategy as LIBS, and is used interchangeably with *baseline* in the paper. As can be seen from Table 2, LIBS substantially exceeds the baseline under different teacher model ar-

Table 2: The performance of LIBS when using different teacher models on the CMLR dataset.

Model	BLEU	CER
WAS	64.13	38.93%
Teacher 1 LIBS	90.36 69.99	9.83% 31.27%
Teacher 2 LIBS	90.95 66.66	9.23% 34.94%
Teacher 3 LIBS	87.73 66.58	12.40% 34.76%

Table 3: Effect of the proposed multi-granularity knowledge distillation.

Methods	BLEU	CER	WER
CMLR			
WAS	64.13	38.93%	-
WAS + L_{KD1}	67.23	34.42%	-
WAS + L_{KD2}	68.24	33.17%	-
WAS + L_{KD3}	66.31	35.30%	-
WAS + $L_{KD1} + L_{KD2}$	68.53	32.95%	-
LIBS	69.99	31.27%	-
LRS2			
WAS	39.72	48.28%	68.19%
WAS + L_{KD1}	41.00	46.04%	66.59%
WAS + L_{KD2}	41.23	46.01%	66.31%
WAS + L_{KD3}	41.18	46.91%	66.65%
WAS + $L_{KD1} + L_{KD2}$	41.55	45.97%	65.93%
LIBS	41.91	45.53%	65.29%

chitectures. It is worth noting that although the performance of Teacher 2 is better than that of Teacher 1, the corresponding student network is not. This is because the feature dimensions of Teacher 2 speech recognizer and lip reader are different. This implies that distill knowledge directly in the same dimensional feature space can achieve better results. In the following experiments, we analyze the lip reader learned from Teacher 1 on the CMLR dataset.

Effect of the multi-granularity knowledge distillation.

Table 3 shows the effect of the multi-granularity knowledge distillation on CMLR and LRS2 datasets. Comparing WAS, WAS + L_{KD1} , WAS + $L_{KD1} + L_{KD2}$ and LIBS, all metrics are increasing along with adding different granularity of knowledge distillation. The increasing results show that each granularity of knowledge distillation is able to contribute to the performance of LIBS. However, the smaller and smaller extent of the increase does not indicate that the sequence-level knowledge distillation has greater influence than the frame-level knowledge distillation. When only one granularity of knowledge distillation is added, WAS + L_{KD2} shows the best performance. This is due to the design that the context-level knowledge distillation is directly acting on the features used to predict characters.

On the CMLR dataset, LIBS exceeds WAS by a margin of 7.66% in CER. However, the margin is not that large on the LRS2 dataset, only 2.75%. This may be caused by the differences in the training strategy. On LRS2 dataset, CNN

Table 4: The performance of LIBS when trained with different amount of training data on the CMLR dataset.

Percentage of Training Data	Metrics	WAS	LIBS	Improv
100%	CER	38.93%	31.27%	7.66% ↓
	BLEU	64.13	69.99	5.86 ↑
20%	CER	60.13%	50.50%	9.63% ↓
	BLEU	42.69	50.65	7.96 ↑

Table 5: Performance comparison with other existing frameworks on the CMLR and LRS2 datasets.

Methods	BLEU	CER	WER
CMLR			
WAS	64.13	38.93%	-
CSSMCM	-	32.48%	-
LIBS	69.99	31.27%	-
LRS2			
WAS	39.72	48.28%	68.19%
TM-seq2seq	-	-	49.8%
CTC/Attention	-	42.1%	63.5%
LIBS	41.91	45.53%	65.29%

is first pre-trained on the MV-LRS dataset. Pre-training gives CNN a good initial value so that better video frame feature can be extracted during the training process. To verify this, we compare WAS and LIBS trained without the pre-training stage. The CER of WAS and LIBS are 67.64% and 62.91% respectively, with a larger margin of 4.73%. This confirms the hypothesis that LIBS can help to extract more effective visual features.

Effect of different amount of training data. Compared with lip video data, the speech data is easier to collect. We evaluate the effect of LIBS in the case of limited lip video data on CMLR dataset. As mentioned before, the sentences are grouped into subsets according to the length, and only the first subset is used to train the lip reader. The first subset is about 20% of the full training set, which contains 27,262 sentences, and the number of characters in each sentence does not exceed 11. It can be seen from the Table 4, when the training data is limited, LIBS tends to yield an even greater performance gain: the improvement on CER increases from 7.66% to 9.63%, and from 5.86 to 7.96 on BLEU.

Comparison with state-of-the-art methods. Table 5 shows the experimental results compared with other frameworks: WAS (Chung et al. 2017), CSSMCM (Zhao, Xu, and Song 2019), TM-seq2seq (Afouras et al. 2018) and CTC/attention (Petridis et al. 2018). TM-seq2seq achieves the lowest WER on the LRS2 dataset due to its transformer self-attention architecture (Vaswani et al. 2017). Since LIBS is designed for the sequence-to-sequence architecture, performance may be improved by replacing RNN with transformer self-attention block. Note that, despite the excellent performance of CSSMCM, which is designed for Chinese Mandarin lip reading, LIBS still exceeds it by a margin of 1.21% in CER.

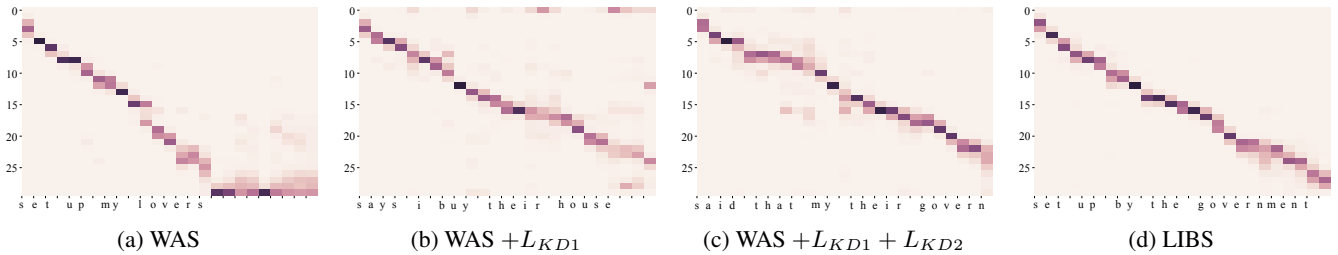


Figure 2: Alignment between the video frames and the predicted characters with different levels of the proposed multi-granularity knowledge distillation. The vertical axis represents the video frames and the horizontal axis represents the predicted characters. The ground truth sentence is *set up by the government*.

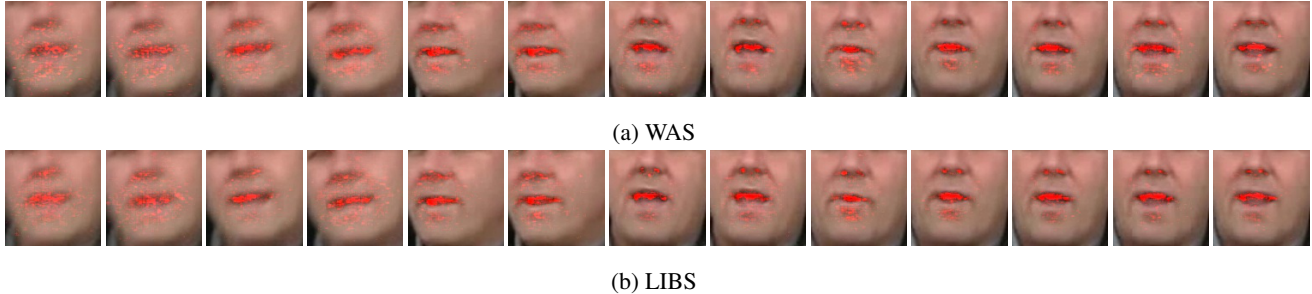


Figure 3: Saliency maps for WAS and LIBS. The places where the lip reader has learned to attend are highlighted in red .

Visualization

Attention visualization. The attention mechanism generates explicit alignment between the input video frames and the generated character outputs. Since the correspondence between the input video frames and the generated character outputs is monotonous in time, whether alignment has a diagonal trend is a reflection of the performance of the model (Wang et al. 2017). Figure 2 visualizes the alignment of the video frames and the corresponding outputs with different granularities of knowledge distillation on the test set of LRS2 dataset. Comparing Figure 2(a) with Figure 2(b), adding sequence-level knowledge distillation improves the quality of the end part of the generated sentence. This indicates that the lip reader enhances its understanding of the semantic information of the whole sentence. Adding context-level knowledge distillation (Figure 2(c)) allows the attention at each decoder step to be concentrated around the corresponding video frames, reducing the focus on unrelated frames. This also makes the predicted characters more accurate. Finally, the frame-level knowledge distillation (Figure 2(d)) further improves the discriminability of the video frame features, making the attention more focused. The quality and the comprehensibility of the generated sentence is increased along with adding different levels of knowledge distillation.

Saliency maps. Saliency visualization technique is employed to verify that LIBS enhances lip reader’s ability to extract discriminant visual features, by showing areas in the video frames the model concentrated most when predicting. Figure 3 shows saliency visualisations for the baseline model and LIBS respectively, based on (Smilkov et al.

2017). Both the baseline model and LIBS can correctly focus on the area around the mouth, but the salient regions for baseline model are more scattered compared with LIBS.

Conclusion

In this paper, we propose LIBS, an innovative and effective approach to training lip reading by learning from a pre-trained speech recognizer. LIBS distills speech-recognizer knowledge of multiple granularities, from sequence-, context-, and frame-level, to guide the learning of the lip reader. Specifically, this is achieved by introducing a novel filtering strategy to refine the features from the speech recognizer, and by adopting a cross-modal alignment-based method for frame-level knowledge distillation to account for the sampling-rate inconsistencies between the two sequences. Experimental results demonstrate that the proposed LIBS yields a considerable improvement over the state of the art, especially when the training samples are limited. In our future work, we look forward to adopting the same framework to other modality pairs such as speech and sign language.

Acknowledgements

This work is supported by National Key Research and Development Program (2016YFB1200203) , National Natural Science Foundation of China (61976186), Key Research and Development Program of Zhejiang Province (2018C01004), and the Major Scientific Research Project of Zhejiang Lab (No. 2019KD0AC01) .

References

- [Afouras et al. 2018] Afouras, T.; Chung, J. S.; Senior, A. W.; Vinyals, O.; and Zisserman, A. 2018. Deep audio-visual speech recognition. *IEEE Transactions on Pattern Analysis and Machine Intelligence*.
- [Assael et al. 2016] Assael, Y. M.; Shillingford, B.; Whiteson, S.; and de Freitas, N. 2016. Lipnet: Sentence-level lipreading. *arXiv preprint*.
- [Bahdanau, Cho, and Bengio 2015] Bahdanau, D.; Cho, K.; and Bengio, Y. 2015. Neural machine translation by jointly learning to align and translate. *International Conference on Learning Representations*.
- [Bengio et al. 2015] Bengio, S.; Vinyals, O.; Jaitly, N.; and Shazeer, N. M. 2015. Scheduled sampling for sequence prediction with recurrent neural networks. In *International Conference on Neural Information Processing Systems - Volume 1*.
- [Bu et al. 2017] Bu, H.; Du, J.; Na, X.; Wu, B.; and Zheng, H. 2017. Aishell-1: An open-source mandarin speech corpus and a speech recognition baseline. In *2017 20th Conference of the Oriental Chapter of the International Coordinating Committee on Speech Databases and Speech I/O Systems and Assessment*.
- [Chan et al. 2016] Chan, W.; Jaitly, N.; Le, Q.; and Vinyals, O. 2016. Listen, attend and spell: A neural network for large vocabulary conversational speech recognition. In *IEEE International Conference on Acoustics, Speech and Signal Processing*.
- [Chatfield et al. 2014] Chatfield, K.; Simonyan, K.; Vedaldi, A.; and Zisserman, A. 2014. Return of the devil in the details: Delving deep into convolutional nets. *arXiv preprint arXiv:1405.3531*.
- [Cho et al. 2014] Cho, K.; van Merriënboer, B.; Gulcehre, C.; Bahdanau, D.; Bougares, F.; Schwenk, H.; and Bengio, Y. 2014. Learning phrase representations using rnn encoder-decoder for statistical machine translation. In *Conference on Empirical Methods in Natural Language Processing*.
- [Chorowski et al. 2014] Chorowski, J.; Bahdanau, D.; Cho, K.; and Bengio, Y. 2014. End-to-end continuous speech recognition using attention-based recurrent nn: First results. *arXiv preprint arXiv:1412.1602*.
- [Chung and Zisserman 2017] Chung, J. S., and Zisserman, A. 2017. Lip reading in profile. In *Proceedings of the British Machine Vision Conference 2017*.
- [Chung et al. 2017] Chung, J. S.; Senior, A. W.; Vinyals, O.; and Zisserman, A. 2017. Lip reading sentences in the wild. In *Proceedings of the IEEE conference on computer vision and pattern recognition*.
- [Graves et al. 2006] Graves, A.; Fernández, S.; Gomez, F.; and Schmidhuber, J. 2006. Connectionist temporal classification: labelling unsegmented sequence data with recurrent neural networks. In *International Conference on Machine Learning*.
- [Gupta, Hoffman, and Malik 2016] Gupta, S.; Hoffman, J.; and Malik, J. 2016. Cross modal distillation for supervision transfer. In *Proceedings of the IEEE conference on computer vision and pattern recognition*.
- [He et al. 2016] He, K.; Zhang, X.; Ren, S.; and Sun, J. 2016. Deep residual learning for image recognition. In *Proceedings of the IEEE conference on computer vision and pattern recognition*.
- [Hinton, Vinyals, and Dean 2015] Hinton, G. E.; Vinyals, O.; and Dean, J. 2015. Distilling the knowledge in a neural network. *arXiv preprint arXiv:1503.02531*.
- [Hochreiter and Schmidhuber 1997] Hochreiter, S., and Schmidhuber, J. 1997. Long short-term memory. *Neural computation* 9(8).
- [Hou et al. 2019] Hou, Y.; Ma, Z.; Liu, C.; and Loy, C. C. 2019. Learning to steer by mimicking features from heterogeneous auxiliary networks. In *AAAI Conference on Artificial Intelligence*.
- [Kim and Rush 2016] Kim, Y., and Rush, A. M. 2016. Sequence-level knowledge distillation. In *Conference on Empirical Methods in Natural Language Processing*.
- [Panayotov et al. 2015] Panayotov, V.; Chen, G.; Povey, D.; and Khudanpur, S. 2015. Librispeech: an asr corpus based on public domain audio books. In *2015 IEEE International Conference on Acoustics, Speech and Signal Processing*.
- [Papineni et al. 2002] Papineni, K.; Roukos, S.; Ward, T.; and Zhu, W.-J. 2002. Bleu: a method for automatic evaluation of machine translation. In *Annual Meeting of the Association for Computational Linguistics*.
- [Petridis et al. 2018] Petridis, S.; Stafylakis, T.; Ma, P.; Tzimiropoulos, G.; and Pantic, M. 2018. Audio-visual speech recognition with a hybrid ctc/attention architecture. In *2018 IEEE Spoken Language Technology Workshop (SLT)*, 513–520. IEEE.
- [Romero et al. 2014] Romero, A.; Ballas, N.; Kahou, S. E.; Chassang, A.; Gatta, C.; and Bengio, Y. 2014. Fitnets: Hints for thin deep nets. *arXiv preprint arXiv:1412.6550*.
- [Shillingford et al. 2018] Shillingford, B.; Assael, Y.; Hoffman, M. W.; Paine, T.; Hughes, C.; Prabhu, U.; Liao, H.; Sak, H.; Rao, K.; Bennett, L.; et al. 2018. Large-scale visual speech recognition. *arXiv preprint arXiv:1807.05162*.
- [Smilkov et al. 2017] Smilkov, D.; Thorat, N.; Kim, B.; Viégas, F.; and Wattenberg, M. 2017. Smoothgrad: removing noise by adding noise. *arXiv preprint arXiv:1706.03825*.
- [Stafylakis and Tzimiropoulos 2017] Stafylakis, T., and Tzimiropoulos, G. 2017. Combining residual networks with lstms for lipreading. *Proc. Interspeech 2017*.
- [Sterpu, Saam, and Harte 2018] Sterpu, G.; Saam, C.; and Harte, N. 2018. Attention-based audio-visual fusion for robust automatic speech recognition. In *Proceedings of the 2018 on International Conference on Multimodal Interaction*.
- [Vaswani et al. 2017] Vaswani, A.; Shazeer, N.; Parmar, N.; Uszkoreit, J.; Jones, L.; Gomez, A. N.; Kaiser, Ł.; and Polosukhin, I. 2017. Attention is all you need. In *Advances in neural information processing systems*, 5998–6008.
- [Wang et al. 2017] Wang, Y.; Skerry-Ryan, R.; Stanton, D.; Wu, Y.; Weiss, R. J.; Jaitly, N.; Yang, Z.; Xiao, Y.; Chen,

- Z.; Bengio, S.; et al. 2017. Tacotron: Towards end-to-end speech synthesis. *Proc. Interspeech 2017* 4006–4010.
- [Wolff et al. 1994] Wolff, G. J.; Prasad, K. V.; Stork, D. G.; and Hennecke, M. 1994. Lipreading by neural networks: Visual preprocessing, learning, and sensory integration. In *Advances in neural information processing systems*.
- [Wu et al. 2018] Wu, L.; Tian, F.; Zhao, L.; Lai, J.; and Liu, T.-Y. 2018. Word attention for sequence to sequence text understanding. In *Thirty-Second AAAI Conference on Artificial Intelligence*.
- [Zhao, Xu, and Song 2019] Zhao, Y.; Xu, R.; and Song, M. 2019. A cascade sequence-to-sequence model for chinese mandarin lip reading. *arXiv preprint arXiv:1908.04917*.