

Abstract Compilation for Verification of Numerical Accuracy Properties

Maxime Jacquemin¹, Fonenantsoa Maurica^{1,3}, Nikolai Kosmatov^{1,2},
Julien Signoles¹, and Franck Védérine¹

¹CEA, LIST, Software Security and Reliability Laboratory, Palaiseau, France
`firstname.lastname@cea.fr`

²Thales Research & Technology, Palaiseau, France
`nikolaikosmatov@gmail.com`

³Billee, Neuilly-sur-Seine, France
`firstname.lastname@billee.fr`

Abstract. Verification of numerical accuracy properties in modern software remains an important and challenging task. This paper describes an original framework combining different solutions for numerical accuracy. First, we extend an existing runtime assertion checker called E-ACSL with rational numbers to monitor accuracy properties at runtime. Second, we present an abstract compiler, FLDCompiler, that performs a source-to-source transformation such that the execution of the resulting program, called an *abstract execution*, is an abstract interpretation of the initial program. Third, we propose an instrumentation library FLDLib that formally propagates accuracy properties along an abstract execution. While each of these solutions has its own interest, we emphasize the benefits of their combination for an industrial setting. Initial experiments show that the proposed technique can efficiently and soundly analyze numerical accuracy for industrial programs on thin numerical scenarios.

1 Introduction

Floating-point numbers are widely used in many areas such as digital signal processing, localization applications, neural networks, and high performance computing. However, the results of floating-point operations are rounded, which approximates them w.r.t. ideal computations on real numbers. An accumulation of rounding errors may lead to inaccurate computations that are sometimes at the origin of disastrous bugs¹²³. Therefore, it is of the utmost importance to verify the *accuracy* of such numerical computations in critical systems.

Verification of accuracy properties remains a challenging research topic since many years [1]. Testing-based techniques are too optimistic: they do not detect many numerical misbehaviors because they cannot represent real numbers precisely. *A contrario*, static analysis techniques, for instance, based on abstract interpretation [2], are too pessimistic: they compute over-approximations of the

¹ <http://www-users.math.umn.edu/~arnold/disasters/patriot.html>

² https://en.wikipedia.org/wiki/Vancouver_Stock_Exchange

³ <http://www-users.math.umn.edu/~arnold/disasters/sleipner.html>

floating-point operations that lead to false alarms, signaling potential errors that cannot happen on any concrete execution.

In this paper, we propose the new concept of *abstract compilation* as an intermediate technique between testing and abstract interpretation. An abstract compiler embeds an abstract interpretation engine for floating-point computations into the generated code in order to soundly verify the properties of interest during its execution, called an *abstract execution*. To that end, the abstract compiler converts each floating-point value of the concrete execution to an abstract value that is interpreted at runtime by a dedicated library.

The main difficulty of this technique consists in handling *unstable tests* in a sound way. Indeed, an unstable test happens when the guard of a conditional depends on a floating-point expression e and can be evaluated to a boolean value different from the one relying on real arithmetic. In such a case, the program’s concrete execution flow differs from the theoretical one since the conditional branch that is executed is not the same. To solve this issue, each unstable test is enclosed in a loop in order to soundly iterate over all possible execution paths.

Compared to abstract interpretation, abstract compilation remains precise even if the execution context is not statically known (e.g. in presence of communication channels), since the generated code embedding the abstract engine is executed on concrete inputs. Compared to testing techniques, it remains sound. It is also possible to test programs while taking into account uncertainty of their inputs (e.g. coming from sensors), providing better insights on its robustness.

Last but not least, when the numerical accuracy properties of interest are actually properties over *rational numbers* (in \mathbb{Q}), the generated code evaluates them in an exact manner, without relying on abstract values. Therefore, no approximations are introduced in such cases.

For evaluating this approach in practice, we have implemented a prototype abstract compiler from C code annotated with formal numerical accuracy properties into C++ code. It relies on three main components: the runtime assertion checker E-ACSL [3] to convert the formal properties into C code, FLDCompiler that deals with instability and generates the resulting C++ code, and the C++ library FLDLib⁴ that interprets abstract numerical values at runtime. This toolchain has been evaluated on our own motivating examples, on small-size examples coming from other sources, and on large-size industrial case studies (mostly synchronous reactive systems of several dozens of thousands lines of code). Each component of the toolchain has its own interest and has been developed independently from abstract compilation. Hence, it is possible to use them separately, or to replace one of these components by a different one in a particular setting. For instance, it is possible to replace FLDLib by Cadna [4] to obtain an accuracy verification by stochastic propagation.

To sum-up, the contributions of the paper include:

- an extension of the runtime assertion checker E-ACSL that supports operations over rational numbers in an exact manner. As far as we know, that is the first support of rational numbers in such a tool;

⁴ <https://github.com/fvedrine/fldlib>

- a description of the abstract compiler `FLDCompiler` that deals with unstable tests while generating code for the abstract interpretation engine;
- an instrumentation library, `FLDLib`, that formally propagates accuracy properties along the abstract execution of the test program;
- a presentation of a new verification technique named *abstract compilation* that embeds an abstract interpretation engine at runtime, as well as a prototype toolchain that combines the three aforementioned components;
- an evaluation of this toolchain over a set of representative programs.

Outline. The rest of the paper is organized as follows. Section 2 presents an overview of abstract compilation through a motivating example. Section 3 provides the necessary background in order to understand the technical parts of the paper. Section 4 details the three components of our abstract compiler toolchain. Section 5 shows our experimental results. Section 6 introduces the related work before concluding and introducing perspectives in Section 7.

2 Overview and Motivating Example

Abstract compilation is an intermediate verification technique for numerical accuracy between testing and abstract interpretation [2]. Testing tools, e.g. `FpDebug` [5], are likely to deliver too optimistic results since they have no confidence interval, whereas abstract interpreters, e.g. `Fluctuat` [6], are likely to deliver too pessimistic results (false alarms) that come from over-approximations.

Consider for instance the C function of Fig. 1. It implements an interpolation table `y` composed of `n` measures to compute a linear approximation of a continuous function on a point `in` $\in [0, n - 1]$. We would like to verify that, at every call site, the round-off error of the result can increase the imprecision of the input by at most twice the biggest measure of the table. We would also like to check that the function is robust enough: not only this property is satisfied for all concrete input values, but also for any value near them [7].

For instance, in the ACSL specification language [8], the desired accuracy and robustness properties can be expressed by the following assertion:

```
/*@ assert
   \let (err_min, err_max) = accuracy_get_ferr(in);
   \let cst = max_distance(&y[0], n);
   accuracy_assert_ferr(out,
     -2.0 * cst * min(err_min, -err_max),
     +2.0 * cst * max(-err_min, err_max)); */
```

Function `max_distance` (omitted here) computes the maximal distance between two successive elements of `y`, that is, $\max_{i=0, \dots, n-2} |y[i + 1] - y[i]|$. Functions `accuracy_get_ferr` and `accuracy_assert_ferr` are built-ins that extend the original ACSL language. The first one gives access to the error bounds of its parameter while the second one asserts an accuracy property, here that the resulting round-off error for `out` is bounded by $-2.0 \times \text{cst} \times \min(\text{err_min}, -\text{err_max})$ and $2.0 \times \text{cst} \times \max(-\text{err_min}, \text{err_max})$.

```

1 double interpolate(double in, double *y, int n) {
2     double out;
3     int index = (int) in;
4     if (index < 0 || index >= n-1)
5         out = (index < 0) ? y[0] : y[n-1];
6     else
7         out = y[index] + (in - index) * (y[index+1] - y[index]);
8     return out;
9 }

```

Fig. 1: Motivating example: an interpolation table.

It is worth noting that the robustness property is actually broken for this example since for two close values -1 and $-1 + \varepsilon$ of `in` (with a small $\varepsilon > 0$), we have `index` equal, resp., to -1 and 0 , and `out` equal, resp., to `y[0]` and $2y[0] - y[1]$, with an obvious discontinuity. Therefore, an alarm shall be raised if (and, optimally, only if) such a context is encountered.

Testing-based techniques cannot check the desired properties for all values, while abstract interpreters have a hard time to verify them in a precise manner because they include three verification challenges:

1. keeping precise relationships between variables `index` and `in` after the initialization of the former through the latter at line 3;
2. analyzing the unstable test issued from line 3 that may lead to execute one branch of the conditional or another depending on the guard is computed over floating-point or real numbers;
3. expressing the desired accuracy and robustness properties in a formal way.

In addition to these technical challenges, a practical abstract interpreter usually requires to stub input-output (I/O) functions such as communications with the environment and the initialization machinery. To circumvent these issues, our approach embeds into the code an abstract interpretation engine that only manages floating-point computations. Concrete code execution solves the practical issues of a static abstract interpreter. It also solves point (1) since the relations are implicitly kept by the execution flow, while the abstract compiler automatically replaces the concrete floating-point values and operators by their abstract counterparts that soundly take into account round-off errors. The abstract compiler also takes care of point (2) by enclosing each potential unstable test in a loop, so ensuring a complete coverage of all possible executions as explained in Section 4.2. Finally, point (3) is addressed by relying on a formal specification language, e.g. ACSL [8], that can express powerful numerical properties.

3 Background

This section introduces the necessary background for understanding the technical parts of the paper: IEEE-754 floating-point numbers in Section 3.1, and the minimal required specification language based on ACSL in Section 3.2.

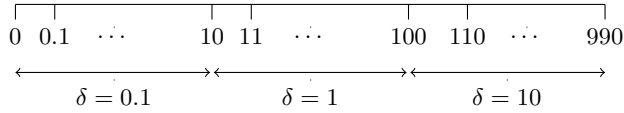


Fig. 2: Schematic representation of positive values of a floating-point type with $\beta = 10$, $p = 2$, $e_{\min} = 0$ and $e_{\max} = 2$. The difference between two consecutive floats, denoted by δ , is different for different intervals of values.

3.1 IEEE-754 Floating-Point Numbers

A floating-point number is a rounded representation of a real number. Simply put, a real number x , denoted as $x = (-1)^s m \beta^e$ in scientific notation, is approximated by the floating-point number $f = o(x) = (-1)^s \hat{m} \beta^e$ where $s \in \{0, 1\}$, $\beta \in \mathbb{N}$, $\beta \geq 2$, $e \in \{e_{\min}, \dots, e_{\max}\} \subset \mathbb{Z}$, $m \in \mathbb{R}^+$, and \hat{m} is an approximation of m on $p \geq 2$ digits. The quantities β , p , e_{\min} and e_{\max} parameterize the considered floating-point type. The function o is called the *rounding function*.

Floating-point numbers are standardized by the IEEE-754 norm. Among others, it defines several standard types — several assignments for β , p , e_{\min} and e_{\max} — such as the `float` and `double` types of the C programming language. IEEE-754 defines several rounding functions, but the rest of the paper assumes that o rounds x to the *nearest* floating-point number. A IEEE-754 compliant implementation also requires floating-point arithmetic operations to be *correctly rounded*: given a real arithmetic operation \star , its floating-point equivalent \star must satisfy $f_1 \star f_2 = o(f_1 \star f_2)$ where f_1, f_2 are floating-point numbers.

To illustrate all this, consider the floating-point type represented in Fig. 2 and parameterized by $\beta = 10$, $p = 2$, $e_{\min} = 0$ and $e_{\max} = 2$. In this type, the real $x = 10\pi = (-1)^0 3.14 \dots 10^1$ is approximated by $f = o(x) = (-1)^0 3.1 \cdot 10^1 = 31$ while computing $1/3$ gives us $1 \oslash 3 = o(1/3) = o(0.3 \dots) = 0.3$. In both examples, the rounding introduces a difference between the behavior of the real numbers and the floating-point numbers. This difference, called the *absolute error*, is normally quite small with standard floating-point type. Its counterpart, the *relative error*, is defined as the absolute error divided by the expected result in real numbers. Since these errors are accumulated at each floating-point operation of a program, they may lead to huge differences between the observed and expected behaviors.

The interested reader may refer to [9] or [10] for additional details.

3.2 Specification Language

The purpose of this work is to target accuracy properties of C programs. For expressing them, we rely on the E-ACSL specification language [11], derived from the ACSL specification language [8]. The differences between both languages [12] are of no importance for our work, so we only present here an overview of a small common fragment. Its formal syntax is shown in Fig. 3. Most constructs have already been illustrated in Section 2.

<i>assert</i> ::= /*@ assert <i>pred</i> ; */	assertion
<i>pred</i> ::= <i>pred rel pred</i>	<i>rel</i> ∈ {∧, ∨, ⇒}
¬ <i>pred</i>	negation
<i>term cmp term</i>	<i>cmp</i> ∈ {<, ≤, ≡, >, ≥}
let <i>x</i> = <i>term</i> ; <i>pred</i>	local binding
<i>p(term, ..., term)</i>	<i>p</i> ∈ <i>Pbuiltins</i>
<i>term</i> ::= <i>x</i>	logic binder
<i>lv</i>	left-values
<i>zcst</i>	<i>zcst</i> ∈ ℤ
<i>qcst</i>	<i>qcst</i> ∈ ℚ \ ℤ
<i>term op term</i>	<i>op</i> ∈ {+, −, ×, /}

Fig. 3: Syntax of the specification language.

Built-in name	: type
<code>accuracy_enlarge_[f,d]val_err</code>	$\mathbb{F} \times \mathbb{Q}^4 \rightarrow \text{bool}$
<code>accuracy_assert_[f,d][rel]err</code>	$\mathbb{F} \times \mathbb{Q}^2 \rightarrow \text{bool}$
<code>accuracy_get_[f,d][rel]err</code>	$\mathbb{F} \rightarrow \mathbb{Q}^2$
<code>accuracy_get_[f,d]real</code>	$\mathbb{F} \rightarrow \mathbb{Q}^2$
<code>[f,d]print</code>	$\mathbb{F} \rightarrow \text{bool}$

Fig. 4: Built-in predicates extending ACSL. Their counterparts exist in FLDLib.

Logic statements are assertions enclosed in special comments `/*@ ... */` that may be written before any C instruction. Assertions are typed predicates which include logical relations and comparison operators over terms, local bindings *à la* ML, as well as applications of built-in predicates shown in Fig. 4, in which \mathbb{F} denotes either type `float` (if `f`) or `double` (if `d`). These predicates have their counterparts supported by the FLDLib library (cf. Section 4.3). The pair of built-ins starting with `accuracy_enlarge` enlarge the values and the absolute errors to the two pairs of bounds provided as arguments. `accuracy_assert` built-ins check whether the absolute or (if `rel` is indicated) the relative error is included within the given bounds. `accuracy_get` built-ins return the lower and upper bounds of the absolute or relative error, or those of the real-number domain. The last built-ins print information about the internal FLDLib representation.

Terms are logic binders *x*, C left-values *lv* (variables, pointer dereferences, array and struct accesses, etc), mathematical constants (either integers or rationals), or numerical operators. Terms are typed. The typing rules are left implicit here, but are straightforward. A numerical operation is an integer one if both arguments are integers; otherwise it is an operation over rational numbers (and the integer argument, if any, is automatically promoted to the corresponding rational number). It is worth noting that all constants and numerical operators are over mathematical numbers (either integers in \mathbb{Z} , or rationals in \mathbb{Q} depending on

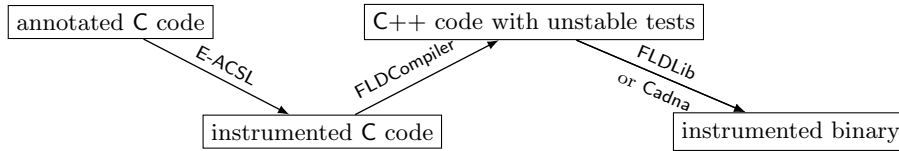


Fig. 5: The abstract compilation toolchain.

the context). C integers and floating-point values are implicitly coerced to their mathematical counterparts. For the sake of simplicity, we assume no NaN nor $\pm\infty$ values, as well as no runtime errors when evaluating C left-values (see [12] for a discussion about them).

4 Abstract Compilation Toolchain

Our toolchain, shown in Fig. 5, consists of three components, respectively introduced in Sections 4.1, 4.2, and 4.3. The first two steps, E-ACSL and FLDCompiler, perform code generation, while the last step is linking with FLDLib library (that can be replaced at no cost by Cadna [4]). Steps 2, 3 are further detailed in Fig. 10.

4.1 E-ACSL Runtime Assertion Checker

E-ACSL [3] is the runtime assertion checker of Frama-C [13], an analysis framework for C code. It converts a C program annotated with ACSL formal specifications to another C program that behaves at runtime as the original one if every annotation is satisfied, otherwise it fails on the first invalid annotation. Therefore, it may be seen as a compiler from ACSL+C code to C code. While this tool has been being developed since a few years, it has been extended here to support numerical properties over rational numbers⁵. In addition, a special extension to support the numerical built-ins presented in Fig. 4 has also been designed for our abstract compiler. It generates FLDLib-compatible code.

As explained in Section 3.2, the specification language relies on mathematical integers and rational numbers. Therefore, the generated code cannot soundly use standard C operators over integral or floating-point types. Instead, E-ACSL generates special code relying on GMP library⁶ to soundly represent mathematical integers and rationals. Built-in predicates of Fig. 4 are directly compiled into their FLDLib counterparts.

However, the generated GMP code is inefficient compared to machine instructions. To reduce the need for GMP code without loss of soundness, we have designed a dedicated type system in order to rely on machine representations as much as possible, and generate GMP code only when necessary. The type system relies on integer intervals and a custom notion of kind. E-ACSL infers such

⁵ This part of the work will be included in the next open source version of Frama-C.

⁶ <https://gmplib.org/>

a kind for each term, and uses it to decide whether the machine types and operations can be sufficient to perform the required operations or not. Our technical presentation of E-ACSL focuses on this type system. In practice, thanks to this solution, very few pieces of GMP code are generated for integers. Some comparisons of floating-point values without operators (e.g. `f == 0.`) do not require GMP’s rational operations either (as in the example in the end of the section).

We assume the existence of a type system, where $\Sigma(t)$ denotes the type of a term t and the primitive `isinteger(t)` (resp. `isfloat(t)`) is true if and only if $\Sigma(t)$ is a subtype of \mathbb{Z} (resp. a floating-point type). \preceq_τ is the subtyping relation (expressing that all values of one type are also values of the other).

Integer intervals. We consider integer intervals with partial order \preceq_I . Let $\mathbb{T}(I)$ be the smallest C integral type containing interval I , or \mathbb{Z} otherwise, and $\mathbb{I}(t)$ be an interval that contains all the possible values of the term t . In practice, E-ACSL relies on a simple syntactic type-based inference system to compute $\mathbb{I}(t)$ ⁷.

Kinds. A *kind* is either an integer interval, or a floating-point type, or a rational. More formally, let (\mathbb{K}, \preceq) be the (sup-)semi-lattice of kinds defined as follows:

$$\begin{array}{ll} \mathbb{K} ::= \mathcal{Z} I & \text{integer interval } I \\ | \mathcal{F} \tau & \text{floating-point type } \tau \\ | \mathcal{Q} & \text{rational} \end{array} \qquad \begin{array}{l} \mathcal{Z} I_1 \preceq \mathcal{Z} I_2 \iff I_1 \preceq_I I_2 \\ \mathcal{F} \tau_1 \preceq \mathcal{F} \tau_2 \iff \tau_1 \preceq_\tau \tau_2 \\ \mathcal{Z} I \preceq \mathcal{F} \tau \iff \mathbb{T}(I) \preceq_\tau \tau \\ K \preceq \mathcal{Q} \quad (\text{for all } K \in \mathbb{K}) \end{array}$$

Let \cup denote the union over kinds induced by their lattice structure. The kind of a term t , denoted $\kappa(t)$, and the type of a kind k , denoted $\theta(k)$, are defined as follows:

$$\begin{array}{ll} \kappa(t) = \mathcal{Z} \mathbb{I}(t) & \text{if } \text{isinteger}(t) \\ \kappa(t) = \mathcal{F} \Sigma(t) & \text{if } \text{isfloat}(t) \\ \kappa(t) = \mathcal{Q} & \text{if } \neg \text{isfloat}(t) \end{array} \qquad \begin{array}{l} \theta(\mathcal{Z} I) = \mathbb{T}(I) \\ \theta(\mathcal{F} \tau) = \tau \\ \theta(\mathcal{Q}) = \mathbb{Q} \end{array}$$

Type system. Fig. 6 presents the type system. A type judgement, written $\Gamma \vdash t : \tau_1 \rightsquigarrow \tau_2$ for terms (resp. $\Gamma \vdash_p p : \tau_1 \rightsquigarrow \tau_2$ for predicates), means “in the typing environment Γ , the C expression generated for t (resp. p) may soundly have type τ_1 , but, in the case of an operator (resp. a comparison), it must be computed over type τ_2 ”. τ_2 is omitted when irrelevant. Predicates return an `int`. For instance, assuming a large integer constant c and variables x and y of type `int`, the term $x/(y + c)$ requires GMP code because $y + c$ does not fit into any C type. However, its result fits into a `int`, so it may safely be compared to 0 with the usual C equality. Therefore, its type is `int` \rightsquigarrow \mathbb{Z} . Fig 7 details the derivation tree of $x/(y + c) \equiv 0$. To improve precision, typing of operators computes the kind of its operands and its result, merges them (to get the most precise interval containing all of their possible values) and converts the result into the corresponding C type. The last two rules for terms are coercion rules.

⁷ This inference system is omitted here, but has already been presented in French [14].

$$\begin{array}{c}
\frac{\Gamma \vdash cst : \Sigma(cst) \quad \Gamma \vdash lv : \Sigma(lv) \quad \Gamma \vdash x : \Gamma(x)}{\tau = \theta(\kappa(t_1) \cup \kappa(t_2)) \cup \kappa(t_1 \text{ op } t_2)} \quad \Gamma \vdash t_1 : \tau \quad \Gamma \vdash t_2 : \tau \\
\Gamma \vdash t_1 \text{ op } t_2 : \tau \rightsquigarrow \tau \\
\frac{\Gamma \vdash t : \tau' \quad \tau' \preceq_{\tau} \tau}{\Gamma \vdash t : \tau} \quad \frac{\Gamma \vdash t : \tau' \rightsquigarrow \tau' \quad \tau \prec \tau' \quad \theta(\kappa(t)) \preceq_{\tau} \tau}{\Gamma \vdash t : \tau \rightsquigarrow \tau'}
\end{array}$$

$$\begin{array}{c}
\frac{\Gamma \vdash_p p_1 : \text{int} \quad \vdash_p p_2 : \text{int}}{\Gamma \vdash_p p_1 \text{ rel } p_2 : \text{int}} \quad \frac{\Gamma \vdash_p p : \text{int}}{\Gamma \vdash_p \neg p : \text{int}} \quad \frac{\Gamma \vdash t_1 : \tau_1 \quad \dots \quad \Gamma \vdash t_n : \tau_n}{\Gamma \vdash_p p(t_1, \dots, t_n) : \text{int}} \\
\frac{\tau = \theta(\kappa(t_1) \cup \kappa(t_2)) \quad \Gamma \vdash t_1 : \tau \quad \Gamma \vdash t_2 : \tau}{\Gamma \vdash_p t_1 \text{ cmp } t_2 : \text{int} \rightsquigarrow \tau} \quad \frac{\Gamma \vdash t : \tau \quad \Gamma, x : \tau \vdash_p p : \text{int}}{\Gamma \vdash_p \text{let } x = t; p : \text{int}}
\end{array}$$

Fig. 6: E-ACSL type system.

$$\begin{array}{c}
\frac{\vdash y : \text{int} \quad \vdash c : \mathbb{Z}}{\vdash x : \text{int} \quad \vdash y + c : \mathbb{Z}} \\
\frac{\vdash x/y + c : \mathbb{Z} \rightsquigarrow \mathbb{Z} \quad \text{int} \prec \mathbb{Z} \quad \theta(\kappa(x/(y+c))) \preceq \text{int}}{\vdash x/y + c : \text{int} \rightsquigarrow \mathbb{Z}} \quad \vdash 0 : \text{int} \\
\hline
\vdash_p x/(y+c) \equiv 0 : \text{int}
\end{array}$$

Fig. 7: Derivation tree for $x/(y+c) \equiv 0$.

The first one is a standard subsumption rule [15], while the second one soundly downcasts a term to a smaller type than its own type if its inferred kind fits in.

Code generation. Generating code from the information computed by the type system is quite straightforward. For instance, the code generated for the assertion `/*@ assert $x/(y+c) \equiv 0 \wedge f - 0.1 \leq g$; */` with the first operand of \equiv of type $\text{int} \rightsquigarrow \mathbb{Z}$, and f and g of type `double` would be as follows.

```

/* compute x/(y+c) with GMP integers */
mpz_t _x, _y, _c, _add, _div; int _div2, _and;
mpz_init_set_si(_x, x); mpz_init_set_si(_y, y);
mpz_init_set_str(_c, "79228162514264337593543950335", 10); /* some large value */
mpz_init(_add); mpz_add(_add, _y, _c);
mpz_init(_div); mpz_tdiv_q(_div, _x, _add);
/* safely downcast the result of the division from GMP to int for testing it */
_div2 = mpz_get_si(_div);
if (_div2 == 0) {
  /* compute f-0.1 <= g with GMP rationals */
  mpq_t _f, _cst, _g, _sub; int _le;
  mpq_init(_cst); mpq_set_str(_cst, "01/10", 10);
  mpq_init(_f); mpq_set_d(_f, f);
  mpq_init(_sub); mpq_sub(_sub, _f, _cst);
  mpq_init(_g); mpq_set_d(_g, g);
  /* getting the result of the predicate as an int */
  _le = mpq_cmp(_sub, _g);
  _and = _le <= 0;
  /* de-allocate the allocated GMP variables for rationals */
  mpq_clear(_cst); mpq_clear(_f); mpq_clear(_sub); mpq_clear(_g);
} else
_and = 0;

```

```

/* runtime check the conjunction */
assert(_and);
/* de-allocate the allocated GMP variables for integers */
mpz_clear(_x); mpz_clear(_y); mpz_clear(_c); mpz_clear(_add);
mpz_clear(_div);

```

4.2 FLDCompiler Abstract Compiler

As said previously, in order to be sound, the embedding of an abstract interpretation engine inside the program encloses each unstable test t within a loop that must consider all possible evaluations of t . The toolchain provides two directives to delimit those loops: `split` marks the start of a block of code B that must be run multiple times to analyze all possible executions, while `merge` marks the point of convergence where all memory states after the executions of B must be joined into a unique state. Such a block B enclosed between these directives is called a *split-merge section*. They are inserted into the code by FLDCompiler while their instrumentation is provided by FLDLib. In the general case, `split` is parameterized by the variables that must be reset before a new execution in order to ensure that the memory state is the same at each loop iteration (i.e. each execution of the section runs from the same state), while `merge` is parameterized by the variables to be joined after different executions.

Consider again the example of Fig 1. FLDCompiler inserts a `split` directive with no argument before the cast at line 3, while a `merge` directive parameterized by `out` is inserted before line 8. Indeed, a cast from a floating-point value to an integer is actually a form of an unstable test since the real value can be cast to a different integer than the floating-point one. The `merge` directive cannot be placed earlier in the function because `out` would not be computed yet.

FLDCompiler is a source-to-source program transformation that automatically annotates a program with the needed `split` and `merge` directives together with their parameters. For the sake of performance and precision, a generated split-merge section should be minimal, i.e. its block of code is as small as possible, `split` only resets what is needed, and `merge` only joins variables that are modified by the block of code and used afterward. It is worth noting that computing these parameters statically is undecidable, so over-approximations may actually be performed. Positioning the split-merge sections is done by a greedy algorithm that expands them through the code until three criteria, presented below, are satisfied. These criteria are illustrated on the example of Fig. 8 that contains the unstable test `if (2 * x + 3 < 0)`.

Criterion 1 *A `split` must strictly dominate its associated `merge`. Conversely, a `merge` must strictly post-dominate its associated `split`.*

Dominance and post-dominance relations [16] used in this criterion state that all paths that go through `split` must go through its associated `merge` and, conversely, all paths that go through `merge` must have gone through its associated `split`. This criterion ensures that the memory allocations performed by `split` are eventually freed by `merge`. The other way round, the memory

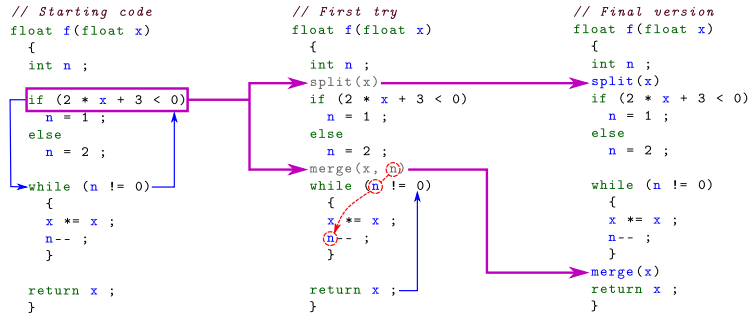


Fig. 8: Example of the transformation steps performed by FLDCompiler.

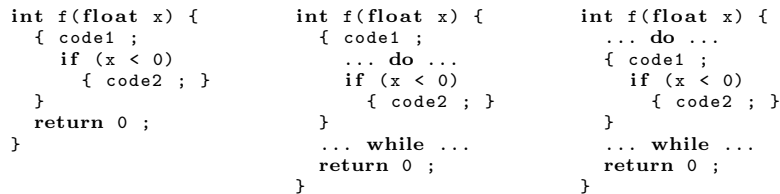


Fig. 9: (a) Original code, (b) invalid and (c) valid examples of instrumentation.

freed by `merge` must have been initially allocated by `split`. In our example, the `if` statement is *post-dominated* by the `while`, which is *dominated* by the `if`. Therefore, a `split` (resp. `merge`) directive is added before the `if` (resp. `while`).

Criterion 2 A *split-merge* section must start and end in the same block.

A split-merge section is enclosed in a `do ... while` loop. Its `do` part is generated by `split`, whereas the `while` part is generated by `merge`. Generating them in distinct blocks would lead to syntactically invalid C code. In our example and most of the time, that is not an issue, but enforcing it on nested blocks as in Fig. 9a is trickier. Here, Criterion 1 states that `split` must be inserted before `if`, while `merge` must be inserted before `return`. Inserting them naively as in Fig. 9b leads to an invalid code. FLDCompiler inserts them as in Fig. 9c.

Criterion 3 Non floating-point variables must be kept unchanged in every memory state generated by a *split* and joined by its associated *merge*.

This criterion is mandatory because the libraries linked to the generated code, e.g. `FLDLib`, have no abstraction for non floating-point variables: merging them would result in a runtime crash. For example, the middle part of Fig. 8 presents a first positioning attempt for the split-merge section that actually violates Criterion 3. Indeed, because the value of the *integer* variable `n` is modified in the `if` and is needed after the `merge`, its values must be joined. To fix this, `merge` is delayed as shown on the right side of Fig. 8.

Arguments of split and merge. As said previously, `split` and `merge` take parameters that specify, resp., the variables to reset before a new execution of the section, and the ones to be eventually merged after them. To minimize the analysis cost, only necessary parameters should be generated. For example, if a variable is never modified, resetting its value is useless. These parameters for `split` and `merge` are respectively computed by a *save-list* and a *merge-list* whose computation is explained below. They are based on a dedicated data dependency analysis inspired from [17]. More precisely, for each statement p , this analysis gathers four sets, informally defined as follows:

- mustdef***(p) : a set of variables necessarily modified in p (that is, all executions modify them). For instance, variable `n` of Fig. 8 is in the *mustdef* set of `if`.
- maydef***(p) : a set of pairs (x, s) where s is a sub-statement of p that may modify the variable x . In Fig. 8, the *maydef* set of `while` contains `x` and the loop body b since executing b modifies `x`. However, `x` does not belong to the *mustdef* set of `while` because, if `n = 0`, then `x` is left unchanged.
- mayref***(p) : a set of pairs (x, s) where s is a statement of p that may read the variable x . In Fig. 8, `x` belongs to the *mayref* set of `if` because it is read by its condition. For sequence of statements S , this set does not contain variables that are read after being assigned in S . For instance, `x` (paired to any statement) does not belong to *mayref* of sequence $S = x = 2; y = x + 3;$.
- data***(p) : a set of tuples (s_1, s_2, x) in which s_1 writes a variable x that is later read by s_2 (without intermediate writings). Its computation uses the three previous sets. For the example of sequence S above, variable `x` is modified by `x = 2;` and then read by `y = x + 3,` so $(x = 2, y = x + 3, x) \in data(S)$.

The *save-list* and *merge-list* of a split-merge section are computed as follows:

$$\begin{aligned} \text{save-list}(p) &= \{x \mid \exists (s_1, s_2), (x, s_1) \in \text{maydef}(p) \wedge (x, s_2) \in \text{mayref}(p)\}, \\ \text{merge-list}(p) &= \{x \mid \exists (s_1, s_2), (x, s_1) \in \text{maydef}(p) \wedge (s_1, s_2) \in \text{data}(\mathcal{F}(p)) \wedge s_2 \notin p\}, \end{aligned}$$

where $\mathcal{F}(p)$ is the body of the function containing p .

It means that a variable x is added to the *save-list* of a section p if there is a statement inside p that may modify x and another statement that may read x . Said another way, if a new execution may depend on the value of a variable that could have been modified in another execution, then we need to reset it before each execution. Dually, a variable x is added to the *merge-list* of a section p if there is a statement in p that may modify x and there is another statement outside the section that may read x .

`FLDCompiler` is implemented as a `Frama-C` plugin and relies on its kernel to pretty-print the generated code. It visits the whole source code and generates the split-merge sections based on the declared type of variables. The basic version has no notion of alias, so if a pointer iterates on the cells of a floating-point array, it does not add them to the *save-list* and the *merge-list*, which may produce unsound results. To get around this problem, `FLDCompiler` relies on `Eva` [18], the value analysis of `Frama-C` (as shown below in Fig. 10), in order to know all possible targets of pointers to be added to the *save-list* and the *merge-list*. It is

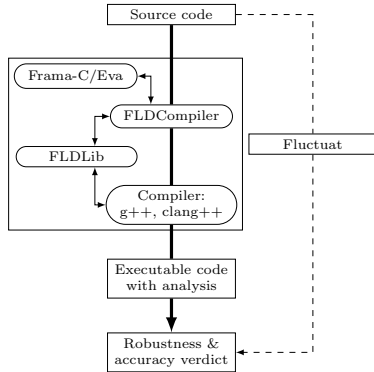


Fig. 10: Tool architecture.

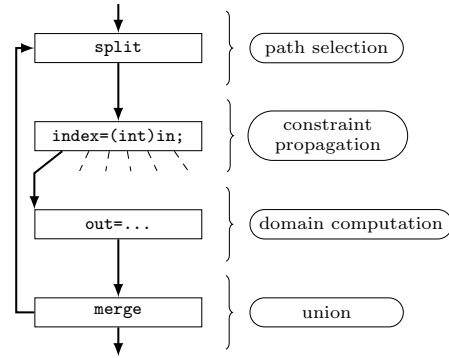


Fig. 11: Handling a split-merge section.

worth noting that it may add unnecessary variables to the lists since the analysis by abstract interpretation is conservative. Finally, `FLDCompiler` issues a warning if it tries to add to the lists something that is dynamically allocated and thus that does not exist at compile-time.

4.3 FLDLib Numerical Analysis Library

`FLDLib` is an open-source instrumentation library that infers accuracy properties based on zonotopes [19] over a C or C++ code. It relies on a static analysis dedicated to verification of numerical scenarios [6] that is originally implemented in the close-source tool `Fluctuat`. `FLDLib` only deals with detecting numerical errors and computing domains of numerical variables. Discrete values (pointers included) are only enumerated. In particular, it has no pointer analysis. Therefore, it is better used on *thin scenarios* that encompass concrete test cases in small intervals. In such scenarios, pointers have only one or two possible value(s). This way, it is possible to get exploitable results for accuracy and robustness properties of numerical pieces of code, even if integrated in a larger development.

Starting from a source code instrumented by `E-ACSL`, Fig. 10 shows how `FLDLib` is integrated within a verification workflow together with `FLDCompiler`, and compared to `Fluctuat`. Figure 11 shows how `FLDLib` handles a split-merge section generated by `FLDCompiler`: this section now focuses on explaining its main parts, that are path exploration, constraint propagation and domain computation. Even if not detailed here, `FLDLib` also supports the built-ins of Fig. 4 (after their translation by `E-ACSL` into their `FLDLib` counterparts).

Domain computation. `FLDLib` domains combine intervals and *zonotopes* [19]. Zonotopes allow to maintain linear relationships between program variables V that share the same perturbations (noise symbols) by mapping V to affine forms. Sharing noise symbols between variables helps at keeping precise information since it means that the source of uncertainty is the same. We do not detail the

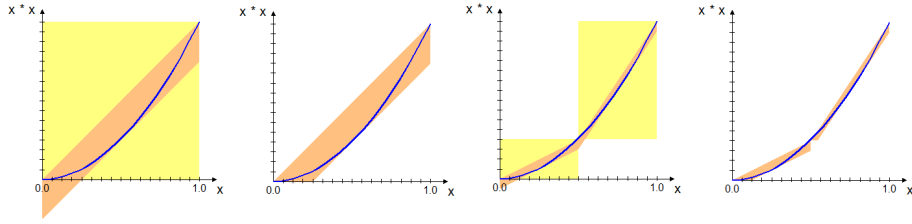


Fig. 12: Function x^2 abstracted (a) with intervals (yellow) and affine forms (orange) shown separately, and (b) the resulting intersection. The same abstractions with a subdivision, (c) shown separately, and (d) the resulting intersection.

zonotope domain here for lack of space, but only illustrate by examples (see Fig. 12) the benefits of combining zonotopes and intervals, in particular, with a domain subdivision. For instance, if $x \in [0, 1]$, an interval is more precise than a zonotope for representing x^2 (providing an interval $x^2 \in [0, 1]$ instead of $[-0.25, 1]$, cf. the projection of abstractions onto the $x \times x$ axis in Fig. 12a), but less precise for representing $x - x^2$ ($[-1, 1]$ instead of $[0, 0.25]$, cf. the distance from the diagonal in Fig. 12a). The intersection of both abstractions provides more precise results (Fig. 12b). A subdivision of the input interval into two intervals significantly improves the results (Fig. 12c,d). The union operation mentioned in Fig. 11 does not try to keep linear relationships coming from zonotopes but ensures the preservation of intervals.

The main principle of `FLDLib` consists in redefining `double` and `float` types by a structure containing four fields representing the abstraction: (1) the floating point domain *float* as an interval, (2) the real-number domain *real* as a zonotope, (3) the error domain *err* as a zonotope, and (4) the relative error defined by an interval. Like `Cadna` [4], `FLDLib` uses C++ operator overloading to propagate these four domains over the program execution by redefining comparisons and casts from floating-point types to integral types. Operator overloading is particularly interesting here since it limits necessary source-to-source transformation. A similar approach could be applied to C programs with no operator overloading capabilities, where such a transformation can be automatically done by the `Clang` compiler. We have done promising initial experiments on Ada programs that also support operator overloading through the `libadalang` library.

Constraint propagation. Comparison operators and casts from floating-point values to integer values are likely to introduce constraints on noise symbols ϵ_i . Consider for instance a conditional whose guard is $x \geq 0$ for some variable x whose abstraction is $real = \epsilon_0$, $err = 10^{-7}\epsilon_1$, and $float = [-1, 1]$. It may lead to six execution flows depending on the evaluation of the guard as a float (denoted c_f) or as a real (denoted c_r): two if c_f and c_r are evaluated to the same truth value, and four if these values diverge and the execution after the conditional is interpreted either as a floating-point or a real number ($2 + 2 \times 2 = 6$). Choosing an execution flow among these six ones is called a *local decision*.

```

1:                                                                 ▷ Start of Split
2: stack ← push(stack, current-path-explorer, end-explore) ▷ save outer section context
3: current-path-explorer ←
   new_path_explorer_from_mode(current-path-explorer, id) ▷ create a new one
4: end-explore ← end-explore_id    ▷ define label to explore next path of section id
5:  $M_\Sigma \leftarrow \emptyset$                 ▷ merged memory  $M_\Sigma$  is initially empty
6:  $M_{\text{saved}} \leftarrow \text{create\_local\_memory\_for}(M, \text{save-list})$  ▷ save cur. memory for save-list
7: do                                     ▷ iterate over execution paths
8:    $M \leftarrow \text{restore\_memory}(M_{\text{saved}}, \text{save-list}, M)$  ▷ restore  $M_{\text{saved}}$  to  $M$  for save-list
9:                                     ▷ End of Split
10: instructions of the section    ▷ instrumented to ensure exploration of paths
11:                                     ▷ Start of Merge
12:    $M \leftarrow \text{merge\_unstable}(current-path-explorer, merge-list, M)$  ▷ merge path data
13: end-explore_id:                          ▷ jump here to explore the next path
14:    $M_\Sigma \leftarrow \text{merge}(M_\Sigma, merge-list, M)$     ▷ merge domains for merge-list into  $M_\Sigma$ 
15: while next_path(current-path-explorer)    ▷ choose next path if any, or exit loop
16:  $M \leftarrow M_\Sigma$                             ▷ set current memory  $M$  to merged memory  $M_\Sigma$ 
17: current-path-explorer, end-explore ← pop(stack) ▷ get the outer section's context
18: if  $M_\Sigma = \emptyset$  then                    ▷ if no feasible path in the section
19:   goto end-explore                            ▷ then explore next path in the outer section
20:                                     ▷ End of Merge

```

Fig. 13: Instrumentation of a split-merge section.

On our example, if \mathbf{x}_{float} and \mathbf{x}_{real} are both positive, then $\epsilon_0 \in [0, 1]$. Therefore, it defines a new noise symbol $\epsilon_d \stackrel{\text{def}}{=} 2\epsilon_0 - 1$ (so $\epsilon_0 = 0.5\epsilon_d + 0.5$), constrained to be in the interval $[-1, 1]$. Every affine form containing the shared symbol ϵ_0 is then notified. If the replacement of ϵ_0 by $0.5 + 0.5\epsilon_d$ would improve the amplitude of the affine form by 5%, this replacement becomes effective even if it may lose some relationships with other variables. This rate of 5% is proved to be good in practice. In this particular example, x becomes $real = 0.5 + 0.5\epsilon_d$, $err = 10^{-7}\epsilon_1$, $float = [0, 1]$. Similarly, the unstable flow $\mathbf{x}_{float} \geq 0, \mathbf{x}_{real} < 0, 0 < \mathbf{x}_{err}$ requires $\epsilon_1 \in [0, 10^{-7}]$, $\epsilon_0 \in [-10^{-7}, 0]$, since $float = real + 10^{-7}\epsilon_1 \geq 0$. After replacement, x becomes $real = -5 \times 10^{-8} + 5 \times 10^{-8}\epsilon_{d0}$, $err = 5 \times 10^{-8} + 5 \times 10^{-8}\epsilon_{d1}$, $float = [0, 10^{-7}]$.

Path exploration within split-merge sections. FLDLib instruments the constructs `split(id, save-list)` and `merge(id, merge-list)` generated by FLDCompiler, where *id* is a unique identifier for each section. As we outlined by Fig. 11, they encompass the instructions of the section. We detail this in Fig. 13. Split-merge sections can be nested. As explained in Section 4.2, the current memory state M is saved (for the variables of *save-list*) in M_{saved} and restored back into M to start every new execution of the section from the same state (cf. lines 6, 8 in Fig. 13).

The outer section context is saved in a stack at line 2 and retrieved at line 17. The label *end-explore* defines a label where the execution jumps to explore a next path if an inner split-merge section found no feasible path, or if an infeasible

path is encountered in the current section while exploring the instructions at line 10. The jump at line 19 shows the first usage. If feasible paths are found, the execution continues with a merged state (line 16) after retrieving the context (line 17).

Another stack, *current-path-explorer*, ensures the storage and exploration of paths. The call to *next_path* at line 15 chooses the next path to be executed, if any, and stores it in *current-path-explorer*, or exits the loop otherwise. The exploration is performed in a depth-first search and relies on an instrumentation of comparison operations and float-to-interger casts encountered in the section. The instrumentation is realized by overloading comparison and cast operations in C++.

In practice, in addition to the `split/merge` directives, FLDLib adds at the beginning of each source file a new header `float_diagnosis.h`. This header replaces the definition of `double` and `float` types by the representation of their abstract domains (as explained earlier in this section). The implementation of `goto end-explore` benefits from the C++ exception mechanism. The `main` function is augmented with a header and a footer in order to initialize and clean up the analysis state.

Last but not least, FLDLib prevents *merge-list* from containing *int* variables in order to keep precise relationships between discrete and continuous variables. These constraints may move forward some `merge` constructions until the *int* variables become useless.

5 Experimental Results

The toolchain presented in this paper has been evaluated on a benchmark of small-size C examples and experimented on two industrial case studies.

Benchmarks. We use the benchmarks from [7]. It contains several small-size C examples that may be categorized as follows.

Simple examples show basic computations that focus on accuracy properties.

Unstable branches are robustness tests for unstable branch handling.

Interpolation tables contain various ways to compute an interpolation table.

They also focus on testing robustness of unstable branches.

Maths models functions of `math.h` for error estimation.

Miscellaneous contain various other examples. File `filter.c` is a second order linear filter that focuses accuracy File `patriot.c` is an historical example that contains a sum of 0.1 whose error shifts over time. File `complex_LU.c` finds a vector X such that $M(X) = (Y)$ for a square matrix M with a Lower/Upper decomposition. File `complex_intersect.c` shows iterative computations. File `scanf.c` show how to manage external library functions not related to floating-point operations.

Each example have been annotated with ACSL assertions modeling the expected properties in order to use our toolchain. All of them have also been run

file/variable	Our toolchain	Fluctuat	Precisa	FpDebug
Simple examples:				
absorption.c/z	1e-8	1e-8	5.96e-8	1e-8
associativity.c/u	6.67e-16	1.55e-15	4.21e-15	-2.22e-16
division.c/z2	1.805e-16	5.55e-16	5.55e-16	-1.57e-17
exp.c/y	4.47e-13	5.61e-13	4.45e-12	ko
polynome.c/t	3.576e-06	2.57e-06	9.67e-06	2.15e-07
relative.c/z	2.32e-12	2.32e-12	6.59e-12	1.82e-13
triangle.c/A	1.44e-04	1.73e-04	8.09e-04	0.0
Unstable branches:				
comp_abs.c/z	3.58e-07	2 (false alarm)	4 (false alarm)	-2.85e-08
comp_cont.c/z	5.03e-05	9.03e-05	3 (false alarm)	-2.25e-08
comp_cont_nested.c/z	1.0e-18	1.0e-18	n/t	-1.0e-18
comp_cont_mult.c/res	3.40e-05	105 (false alarm)	192	ko (unstable)
comp_disc_nested.c/z	0.1 (true alarm)	0.1	n/t	ko
comp_disc.c/z	0.5 (true alarm)	1.0	2	ko
comp_model_err.c/S	0.023 (true alarm)	3.82e-01	ko	ko
Interpolation tables:				
inter_cond.c/res	1.33e-05	105 (false alarm)	191	4.77e-07
inter_loop.c/res	1.45e-06	4.05e-06	33	-4.60e-07
inter_tbl_cast.c/out1	4e-06	77.1 (false alarm)	time out	-1.04e-15
inter_tbl_loop.c/res	4e-08	ko	n/t	-1.04e-15
motiv_example.c/out1	1.19e-07	77.1 (false alarm)	time out	-1.04e-08
motiv_example.c/out2	4 (true alarm)	95.1	time out	ko
Maths:				
sin_model_error.c/res	2.57e-16	2.57e-16	n/t	8.79e-18
sqrt_unroll.c/t.v	7.10e-15	7.81e-14	n/t	-4.81e-15
sqrt_fixpoint.c/res	3.15e-15	1.39e-14	n/t	3.51e-16
Miscellaneous:				
filter.c/S	1.56e-14	1.65e-14	time out	1.44e-16
patriot.c/t	1.91e-04	1.91e-04	time out	1.91e-04
complex_LU.c/det	7.14e-15	ko	ko	7.14e-15
complex_intersect.c/x	5.32e-01	0.2	ko	ko
scanf.c/res	5.96e-07	ko	ko	ko

Fig. 14: Tool comparison over small-size C examples.

with Fluctuat [6], Precisa [20] and FpDebug [5]. Figure 14 presents the results of our evaluation. `ko` identifies a case where the tool is not pertinent (scalability, unmanaged unstable branch) or when a reasonable bound for accuracy is not verified. `n/t` means “not translated” into PVS for Precisa. A number reports the accuracy that the tool infers. If written in bold, that is the best accuracy for a particular example. Therefore, the table clearly shows that **our toolchain has almost always the best accuracy**.

Since FLDLib uses the same reasoning as Fluctuat except on the constraint management, many results are merely the same. However, Fluctuat has only a minor support of unstable branches. FpDebug also lacks of support of unstable branches. That explains why our toolchain is often better than these tools. The comparison with Precisa is somehow biased since SMT optimization with FPRock was not activated. We do not know if it would have scaled better with this optimization. Nevertheless our toolchain aims to provide guaranteed accuracy analysis with unstable branches on existing C code containing loops and several

thousands of lines of source code, while `Precisa` is more concerned with robustness proofs of smaller algorithms.

Industrial case studies. We also experimented our toolchain on two (non public) industrial case studies (synchronous reactive systems of several dozens of thousands of lines of code). The C code of the first one was automatically generated, whereas the code of the second one was written by hand in C++. The first one contains computations that represent physical models, with many components like interpolation tables. One component (convergent linear filters) deals with memory management and not only with numerical computations. The second use cases contains solving algorithms and uses external libraries base on templates.

`FLDCompiler` was used to identify the location of the `split-merge` annotations and the list of variables that must be saved and merged. Even if we only used its syntactic version that is not based on the `Eva` plug-in of `Frama-C` (resulting in a loss of precision), the results were pretty good and useful. However, these case studies shown that `FLDCompiler` need to be extended to provide better results on some linear algebra algorithms and some discontinuous unstable branches. For example, the determinant computation is a continuous formula but it often internally uses a LU (Lower/Upper) matrix decomposition that contains many unstable branches due to the choice of the best pivoting number. Delaying the merging point as done by `FLDCompiler` results in that case in a combinatorial explosion. In practice, we choose only one particular matrix decomposition to go on: by default it is the one that has been created by the last execution path between the split and the merge.

`FLDLib` scales better than `Fluctuat` on these case studies since it does not care about pointers. Nevertheless, `FLDLib`' scalability is directly related to the trade-off between precise results and analysis' times: if the number of noise symbols in zonotopes is not bounded, the analysis may be quadratic. In practice, an option sets a bound to limit the number of noise symbols introduced in an affine form.

On the first generated industrial C code, our toolchain succeeds in keeping a reasonable error for a thin scenario and such avoiding excessive over-approximations. On the second industrial C++ code, the guaranteed numerical error delivered by `FLDLib` increases at every loop cycle and false alarms appear because more and more unstable branches are detected. That leads to a combinatorial explosions in solving algorithms of `FLDCompiler` (when the merge point is far from the split point in terms of instructions). In such a case `FLDLib` has rather been used to identify the tricky numerical parts of a big code.

All in all, these industrial use cases demonstrate that **our toolchain scales on thin scenarios** up to several dozens of thousands of lines of code. At worst, a few `split-merge` points have to be manually set and `FLDLib` provides an helpful support for this task. It is also worth noting that `FLDLib` can be replaced by `Cadna` to obtain a stochastic analysis that scales better, even if the results are non-necessarily sound but close to the expected ones. We have also experimented the exact part of `FLDLib` that roughly works like `FpDebug`, but at source code level. With this component we obtain under-approximated results.

Last but not least, our toolchain may be easily integrated within a continuous integration setting. For that purpose, it only requires to instrument the unit test files. Any other file (including library file) can remain unchanged.

6 Related Work

Verification of accuracy properties remains a challenging research topic. During the last fifteen years, many tools and academic prototypes have been developed to tackle this problem. They can be classified in two categories: *testing* tools and *static analysis* tools.

Let us consider testing tools first. `FpDebug` [5] and `Herbgrind` [21] are two tools based on `Valgrind` [22] that are designed to avoid false positive reports. `FpDebug` relies on `MPFR`⁸ to associate a highly-precise value to each floating-point value of the tested program. If the difference between both values is too large, an error is reported. It guarantees that no reported problem is a false positive, but it can miss problems that need better precision. `Herbgrind` evaluates rounding errors in a similar way but, in addition, it uses symbolic execution to detect important accuracy loss and track the root causes of those losses. Unlike our toolchain, `FpDebug` and `Herbgrind` avoid false positive reports and scale up on bigger programs. However, our toolchain can guarantee that there is no error in the program. `Verrou` [23], `Cadna` [4], and `Verificarlo` [24] are other examples of testing tools that aim at reporting possible instances of errors. They use stochastic protocols to give error estimations. The core idea consists in randomly (with a selected probability) changing the rounding mode used for each floating-point operation encountered during the program execution. For each execution, the obtained floating-point values differ, and with enough executions, an estimation can be made. Note that `Cadna` infers three different executions during one analysis. The stochastic process allows to obtain a good confidence in such an estimation, even if it cannot provide any guarantee. Like our toolchain, those three tools do not avoid false positive reports because of the stochastic process. However, unlike us, they cannot guarantee the absence of errors for the same reason.

For static analysis tools, different trade-offs exist between scalability and tightness of over-approximations. `Precisa` [20] and `Fluctuat` [6] are based on abstract interpretation and favor scalability. Both of them handle unstable tests; `Precisa` manage them more rigorously, but `Fluctuat` scales reasonably for programs of a few thousand lines of code. `Precisa` uses interval arithmetic combined with branch-and-bound optimization and symbolic error computations, while `Fluctuat` relies on the zonotope abstract domain [19] to represent both the values and the errors along the analyzed program. Compared to `Precisa` and `Fluctuat`, our toolchain scales better and can handle I/O and memory manipulations without the need of stubs. Another tool is `FPTaylor` [25]. It favors tightness. For that purpose, it formulates the problem of bounding errors as an optimization

⁸ <https://www.mpfr.org>

problem that is soundly solved by using first-order Taylor approximations of arithmetic expressions. Bounds are found on the transformed expressions by using expensive optimization procedures. However, they allow `FPTaylor` to provide tight over-approximations of absolute and relative errors. `FPTaylor` generally provides tighter approximations than our toolchain. However, unlike our toolchain, it cannot analyze large programs and handles neither loops, nor I/O operations, nor unstable tests. Finally, `Gappa` [26] presents a third possible trade-off. Indeed, `Gappa` is intended to help verifying and formally proving properties on numerical programs. It is based on interval arithmetic and several rewriting rules for floating-point rounding errors expressions. It can generate proof certificates that can be verified using the `Coq` proof assistant and is also used as a backend prover for the `Why3` software verification platform. The interest of our toolchain lies in its ability to relatively scale and in its management of I/O and memory manipulations without the need of stubs. However, the goal of those tools is to prove numerical properties for large input domains, while our toolchain is limited to thin scenarios.

7 Conclusion and Perspectives

Assessment of numerical accuracy in critical programs is crucial to prevent accumulation of rounding errors that can provoke dangerous bugs. In this work, we presented the design and implementation of a new toolchain for evaluation of numerical accuracy properties in C programs. It is based on abstract compilation, embedding an accuracy analysis engine into the compiled code whose execution allows accuracy property assessment. This work relies on several independent original contributions: an extension of the runtime verification tool `E-ACSL` to precisely support rational numbers, the design of the abstract compiler `FLDCompiler` and an instrumentation library, `FLDLib`, for reasoning about numerical properties.

The proposed approach combines the precision of testing-based techniques with the capacity of static analysis to analyze several executions at the same time. Initial experiments confirm the interest of the proposed technique, in particular, for industrial software. Future work includes a proof of soundness for the whole toolchain, a large evaluation on real-life programs and an extension of the toolchain to support all features of the C programming language, as well as specific `ACSL` built-ins (e.g. `\exact`, `\round_error`) capable to express powerful properties over floating-point and real numbers.

Acknowledgement. The authors thank Romain Soulat and Thales Research & Technology for providing case studies and participation in the evaluation. We are also very grateful to Jean Gassino, Gregory de la Grange and IRSN for their support and evaluation on additional case studies.

References

1. Monniaux, D.: The pitfalls of verifying floating-point computations. *Transactions on Programming Languages and Systems (TOPLAS)* **30**(3) (may 2008)
2. Cousot, P., Cousot, R.: Abstract interpretation: a unified lattice model for static analysis of programs by construction or approximation of fixpoints. In: *Symposium on Principles of Programming Languages (POPL)*. (1977)
3. Signoles, J., Kosmatov, N., Vorobyov, K.: E-ACSL, a Runtime Verification Tool for Safety and Security of C Programs. Tool Paper. In: *International Workshop on Competitions, Usability, Benchmarks, Evaluation, and Standardisation for Runtime Verification Tools (RV-CuBES)*. (September 2017)
4. Jézéquel, F., Chesneaux, J.M.: CADNA: a library for estimating round-off error propagation. *Computer Physics Communications* **178**(12) (2008) 933–955
5. Benz, F., Hildebrandt, A., Hack, S.: A dynamic program analysis to find floating-point accuracy problems. In: *Conference on Programming Language Design and Implementation (PLDI)*. (June 2012)
6. Goubault, E., Putot, S.: Static analysis of finite precision computations. In: *International Conference on Verification, Model Checking, and Abstract Interpretation (VMCAI)*. (January 2011)
7. Goubault, E., Putot, S.: Robustness analysis of finite precision implementations. In: *Asian Symposium on Programming Languages and Systems (APLAS)*. (December 2013)
8. Baudin, P., Filliâtre, J.C., Marché, C., Monate, B., Moy, Y., Prevosto, V.: ACSL: ANSI/ISO C Specification Language. <http://frama-c.com/acsl.html>.
9. Goldberg, D.: What Every Computer Scientist Should Know About Floating-Point Arithmetic. *ACM Computing Surveys* **23**(3) (March 1991)
10. Muller, J., Brisebarre, N., de Dinechin, F., Jeannerod, C., Lefèvre, V., Melquiond, G., Revol, N., Stehlé, D., Torres, S.: *Handbook of Floating-Point Arithmetic*. Birkhäuser (2010)
11. Signoles, J.: E-ACSL: Executable ANSI/ISO C Specification Language. <http://frama-c.com/download/e-acsl/e-acsl.pdf>.
12. Delahaye, M., Kosmatov, N., Signoles, J.: Common specification language for static and dynamic analysis of C programs. In: *Symposium on Applied Computing (SAC)*. (March 2013)
13. Kirchner, F., Kosmatov, N., Prevosto, V., Signoles, J., Jakobowski, B.: Frama-C: A Software Analysis Perspective. *Formal Aspects of Computing* (January 2015)
14. Jakobsson, A., Kosmatov, N., Signoles, J.: Rester statique pour devenir plus rapide, plus précis et plus mince. In: *Journées Francophones des Langages Applicatifs (JFLA)*. (January 2015) In French.
15. Pierce, B.: *Types and Programming Languages*. MIT Press (2002)
16. Prosser, R.T.: Applications of Boolean Matrices to the Analysis of Flow Diagrams. In: *Eastern Joint IRE-AIEE-ACM Computer Conference*. (December 1959)
17. Léchenet, J., Kosmatov, N., Le Gall, P.: Cut branches before looking for bugs: certifiably sound verification on relaxed slices. *Formal Aspects of Computing* **30**(1) (2018) 107–131
18. Blazy, S., Bühler, D., Jakobowski, B.: Structuring abstract interpreters through state and value abstractions. In: *International Conference on Verification, Model Checking, and Abstract Interpretation (VMCAI)*. (January 2017)
19. Ghorbal, K., Goubault, E., Putot, S.: The Zonotope Abstract Domain Taylor1+. In: *International Conference on Computer Aided Verification (CAV)*. (July 2009)

20. Titolo, L., Muñoz, C.A., Feliú, M.A., Moscato, M.M.: Eliminating unstable tests in floating-point programs. In: Logic-Based Program Synthesis and Transformation (LOPTSR). (September 2018)
21. Sanchez-Stern, A., Panckha, P., Lerner, S., Tatlock, Z.: Finding root causes of floating point error with herbgrind. CoRR **abs/1705.10416** (2017)
22. Nethercote, N., Seward, J.: Valgrind: A Framework for Heavyweight Dynamic Binary Instrumentation. In: Conference on Programming Language Design and Implementation (PLDI'07). (June 2007)
23. Févotte, F., Lathuilière, B.: Studying the numerical quality of an industrial computing code: A case study on code_aster. In: Numerical Software Verification (NSV). (July 2017)
24. Denis, C., de Oliveira Castro, P., Petit, E.: Verificarlo: Checking floating point accuracy through monte carlo arithmetic. In: Symposium on Computer Arithmetic (ARITH). (July 2016)
25. Solovyev, A., Baranowski, M.S., Briggs, I., Jacobsen, C., Rakamaric, Z., Gopalakrishnan, G.: Rigorous estimation of floating-point round-off errors with symbolic taylor expansions. Transactions on Programming Languages and Systems **41**(1) (2019)
26. Daumas, M., Melquiond, G.: Certification of bounds on expressions involving rounded operators. Transactions on Mathematical Software **37**(1) (2010)