

# Unsupervised Keyword Extraction for Full-sentence VQA

Kohei Uehara<sup>1</sup> and Tatsuya Harada<sup>1,2</sup>

<sup>1</sup> The University of Tokyo  
{uehara,harada}@mi.t.u-tokyo.ac.jp  
<sup>2</sup> RIKEN

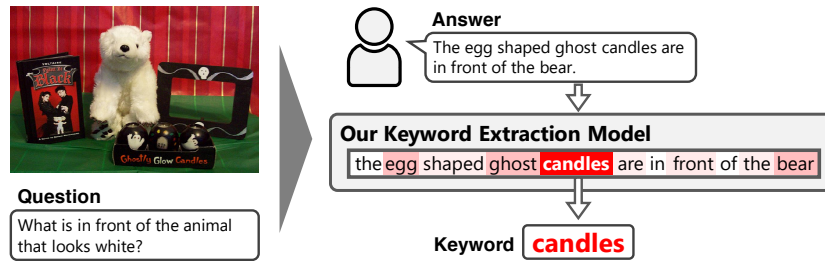
**Abstract.** In most of the existing Visual Question Answering (VQA) methods, the answers consist of short, almost single words, due to the instructions to the annotators when constructing the dataset. In this study, we envision a new VQA task in natural situations, where the answers would more likely to be sentences, rather than single words. To bridge the gap between the natural VQA and the existing VQA studies, we proposed a novel unsupervised keyword extraction method for VQA. Our key insight is that the full-sentence answer can be decomposed into two parts: one that contains new information for the question (i.e. keyword) and one that contains information already included in the question. We designed discriminative decoders to ensure such decomposition. We conducted experiments on VQA datasets that contain full-sentence answers, and show that our proposed model can correctly extract the keyword without explicit annotations of what the keyword is.

**Keywords:** Visual Question Answering, Keyword Extraction, Unsupervised Learning

## 1 Introduction

Visual recognition systems are one of the most active research fields, and it is expected to apply that research to systems running in the real world, e.g., robots. Since there is an innumerable number of object classes in the real world, training all of them in advance is impossible. Thus, to train image recognition models, it is important for intelligent systems in the real world to actively acquire information. One of the promising ways to acquire information on the fly is *learning by asking*, i.e., generating questions to humans about unknown objects, consequently learning new knowledge from the human response [28,24,20].

Regarding learning from questions about an image, Visual Question Answering (VQA) [2,11] is a well-known vision and language task, which aims to develop a system that can answer a question about an image. A typical dataset used in VQA is the VQA v2 dataset [11]. The VQA v2 dataset is used in VQA challenge competition, and various methods [10,37,27,36,15] have been proposed to improve the performance of VQA. The answers in the VQA v2 dataset are basically single words. This is because the annotators are instructed to keep the



**Fig. 1.** Example of our task – Keyword extraction from full-sentence VQA. Given an image, the question, and the full-sentence answer, our keyword extraction model extracts the keyword from the full-sentence answer. In this example, the word “candles” is the most important part for the question “What is in front of the animal that looks white?”. Therefore, “candles” is considered to be the keyword of the answer.

answer as short as possible when constructing the dataset. The ultimate goal of our study is to train an intelligent system on various image recognition tasks, such as object class recognition and object detection, through real-world VQA. Therefore, it is preferable if the answers are expressed in single words, like class labels.

However, considering the actual dialog with humans in the real world, the answers are rarely expressed by single words, instead they are often expressed as sentences (full-sentence answer). To bridge the gap between the existing VQA research and the real-world VQA, we need to solve a challenging problem: which word in the sentence corresponds to the answer to the question is unclear. In addition, full-sentence answers provided by humans are likely to follow a variety of sentence structures. Thus, rule-based approaches cannot always extract the most representative word in the answer for all kinds of answer sentences.

In this paper, we tackle the task of extracting a keyword when an answer from VQA is obtained in the form of sentence (**Full-sentence VQA**). The simplest method for this task is to construct a dataset containing full-sentence answers paired with keyword annotations, and train a model based on this dataset, in a supervised manner. However, the cost of constructing VQA dataset with full-sentence answer and keyword annotations is very high. If we can train a keyword extraction model on a dataset without keyword annotations, we can save the high cost of collecting keyword annotations.

We propose an unsupervised keyword extraction model using a full-sentence VQA dataset, which contains no keyword annotations. Here, our main idea is based on an intuition that the keyword is the most informative word in the full-sentence answer, and contains the information not included in the question (i.e. the concise answer). That is to say, the full-sentence answer can be decomposed into two kinds of words: (1) the keyword information that is not included in the question, and (2) the information that is already included in the question. For example, in the answer “The egg shaped ghost candles are in front of the bear.”

to the question “What is in front of the animal that looks white?”, the word “candles” is the keyword, while the last part “The egg shaped ghost *something* is in front of the bear” is information already included in the question or the additional information about the keyword. In this case, words like “egg”, “ghost”, and “bear” are also not contained in the question, which makes it difficult to distinguish which word is the keyword or not via naive methods, e.g., rule-based keyword extraction. Our proposed model utilizes image features and question features to calculate the importance score for each word in the full-sentence answer. Therefore, based on the contents of the image and the question, our model can correctly estimate which words in the full-sentence answer are important. To the best of our knowledge, our work is the first attempt at extracting a keyword from full-sentence VQA in an unsupervised manner.

Overall, the main contributions of our work are as follows:

1. We propose a novel task of extracting keywords from the full-sentence VQA without any keyword annotations.
2. We designed a novel, unsupervised keyword extraction model by decomposing the full-sentence answer.
3. We conducted experiments on two VQA datasets, and provided both qualitative and quantitative results that show the effectiveness of our model.

## 2 Related Works

### 2.1 Unsupervised Keyword Extraction for Text

There is much research on keyword extraction from text, both in a supervised and unsupervised manner. Our work is one of the unsupervised methods, so we focus on unsupervised methods here.

Unsupervised keyword extraction methods are roughly categorized into two approaches: graph-based methods and statistical methods.

In graph-based methods, the target document is regarded as a graph, with each word as a node, and the relationship between words (e.g., co-occurrence [19,30]) is applied as an edge weight. However, these methods need to construct a graph from the target document, and use a relationship such as co-occurrence between words as edges. Therefore, the document is required to have a certain length. Here, we try to extract keywords from full-sentence VQA dataset, in which the average word length of the answers is about 10 words. Therefore, graph-based methods are not suitable for our target dataset.

The statistical methods rely on statistics obtained from a document, such as the term frequency and the position of a word. The most basic method of the statistical method is TF-IDF [22], which calculates the term frequency from the target document, and the inverse document frequency from the large corpus, and scores each word in the target document. Other statistical methods consider different features besides the word frequency. For example, RAKE [23] considers the co-occurrence of the candidate phrases, which is obtained by splitting the document by delimiters and stopwords, but this is not suitable for short text

because of the usage of the co-occurrence. YAKE [7] uses other statistical features like the position or the casing of the words.

Recent studies like EmbedRank [5] utilizes word embeddings for the unsupervised keyword extraction. EmbedRank calculates the cosine similarity between the candidate word (or phrase) embeddings and the sentence embeddings to retrieve the most representative word of the text.

## 2.2 Visual Question Answering

VQA is a well-known task of learning from questions and answers about images. In VQA, the most representative dataset is VQA v2 [11], and much research uses this dataset for performance evaluations. In general, VQA is regarded as a classification task, with target classes of  $k$  frequent answers [14,27]. In the VQA v2 dataset, the average number of words in an answer is only 1.2 words, and the variety of the answers is relatively limited. The typical VQA models [10,37,27,36,15] are built as multi-class classification model, using answers which appear in the training data as class labels. By setting the number of target classes  $k$  to about 3,000, about 93% of the questions can be covered [27].

In natural question answering by humans, the answers will be expressed as a sentence rather than a single word. For example, in the Visual Dialog dataset [8], which collects natural dialogue about images, human answers to the questions are often sentences, and the average number of the words in the answer is 6.5 words, which is larger than VQA v2 dataset average. However, there is no keyword annotation in the Visual Dialog dataset.

There are a few datasets that have both full-sentence answers and keyword annotations.

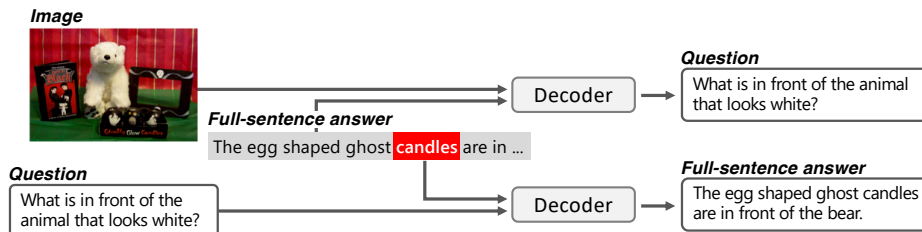
The FSVQA [25] is a VQA dataset with answers in the form of full sentences. In this dataset, the full-sentence answers are automatically generated, by applying the numerous patterns of rule-based natural language processing to the questions and single-word answers, in the VQA v1 dataset [2].

The GQA dataset [13] is recently proposed and is a dataset also with automatically generated full-sentence answers. This dataset is constructed on the Visual Genome [citevisualgenome](http://visualgenome.org), which has rich and complex annotations about images, such as dense captions, questions, and scene graphs. The questions and answers (both single-word and full-sentence) in the GQA dataset are created from scene graph annotations of the images.

The full-sentence answers in both datasets described above are annotated automatically, *i.e.*, not by humans. Therefore, neither dataset has both full-sentence answers and manually annotated keywords. This is why we cannot simply train a supervised keyword extraction model from the full-sentence VQA.

## 2.3 Attention

The attention mechanism is a technique originally proposed in machine translation [4], which aims to focus on the most important part of the input sequences



**Fig. 2.** Illustration of our key concept. In this example, the word “candles” is the keyword for the full-sentence answer, “The egg shaped ghost candles are in front of the bear.” We consider the keyword extraction task as the disentanglement of the full-sentence answer to the answer information and the question information. Therefore, if we can correctly extract the keyword, the most informative word for the full-sentence answer, we can reconstruct the original full-sentence answer from the keyword. At the same time, we can reconstruct the question, from the decomposed question information in the full-sentence answer.

for a task. Since our proposed method uses an attention mechanism to calculate the importance score of the word in the full-sentence answer, we describe related works on attention mechanisms. The attention mechanism has been applied to various tasks, such as document classification [35], question answering [31,26], image captioning [34,18], and VQA [14,1,33,37].

In general, the attention mechanism is described as learning the mapping between a query and key-value pairs. In machine translation, the decoder’s hidden state is treated as a query, and the key and value vectors are generated from the encoder’s hidden state, and the attention is computed as the weighted sum of the value vector, dependent on the query and the key vectors.

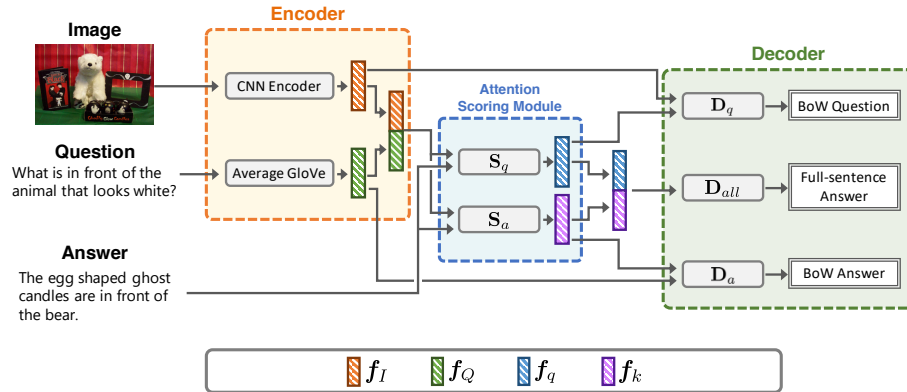
Transformer [29] is one of the most popular attention mechanisms for machine translation, which enables machine translation without using recurrent neural networks, but using a self-attention mechanism and feed-forward networks.

Another line of research uses attention for supervised keyword extraction [32]. Its model was trained for document classification, and extracted the word, that seemed to be important for the task, as the keyword. This system requires additional annotations of document class labels, to train the model, whereas our study aims to extract keywords without any additional annotations, a significant difference.

### 3 Model

We describe the details of our proposed method in this section.

First, we show the key concept of our model in Figure 2. In order to extract the keyword, we intend to obtain two features from the full-sentence answer, which represent the information of the keyword and the information derived from the question, respectively. To ensure these two features to discriminatively



**Fig. 3.** Overall pipeline of the model. First, the Encoder module extracts the image features  $f_I$  and the question features  $f_Q$ , and integrates them into a joint feature  $f_j$ . Then, the Attention Scoring Modules  $S_a$  and  $S_q$  compute the attention weight of each word in the full-sentence answer, and calculate the weighted sum of the word-embedding vectors of the full-sentence answer. The output of  $S_a$  *i.e.*,  $f_k$ , is the keyword-aware feature of the full-sentence answer, and the output of  $S_q$  *i.e.*,  $f_q$ , is the question-aware feature. These features are used as inputs to the Decoder modules.  $D_{all}$  reconstructs the full-sentence answer from both  $f_k$  and  $f_q$ .  $D_a$  estimates the Bag-of-Words(BoW) feature of the full-sentence answer, from  $f_k$  and  $f_Q$ , and additionally,  $D_q$  estimates the BoW feature of the question from  $f_q$  and  $f_I$ .

contain the keyword information and the question information, we intend to reconstruct the original answers from the keyword features, and the original questions from the question features. So, if we successfully extract the keyword and the question information from the full-sentence answer, we can reconstruct original full-sentence answer and the question. Given an image, its corresponding question, and full-sentence answer, our proposed model extracts the keyword of the answer by decomposing the keyword information and the question information in the answer.

### 3.1 Overview

The overview of the model is show in Figure 3. To realize decomposition-based keyword extraction, we designed a model which consists of the encoder  $\mathbf{E}$ , the attention scoring modules  $S_a$  and  $S_q$ , and the decoder modules  $D_{all}$ ,  $D_a$ , and  $D_q$ .

As the input to the model, we use an image  $I$  and the corresponding question  $Q$  and the full-sentence answer  $A = \{w_1^a, w_2^a, \dots, w_n^a\}$ . Here,  $w_i^a$  represents the  $i$ -th word in the full-sentence answer.

Given  $I$  and  $Q$ ,  $\mathbf{E}$  extracts image and question features, and integrates them into joint features  $f_j$ , *i.e.*,  $\mathbf{E}(I, Q) = f_j$ .

Next,  $\mathbf{S}_a$  and  $\mathbf{S}_q$  use  $\mathbf{f}_j$  and  $\mathbf{A}$  as input, and output the weight vectors,  $\mathbf{a}_k$  and  $\mathbf{a}_q$ . Here,  $\mathbf{a}_k = \{a_{k1}, a_{k2} \dots a_{kn}\}$  and  $\mathbf{a}_q = \{a_{q1}, a_{q2} \dots a_{qn}\}$  for each word in  $\mathbf{A}$ . We denote  $a_i \in (0, 1)$  as the weight score of the  $i$ -th word in  $\mathbf{A}$ .

Then, we consider the keyword vector  $\mathbf{f}_k$  as the embedding vector of the word with the highest weight score in  $\mathbf{a}_k$ , and the question information vector  $\mathbf{f}_q$  as the weighted sum of the embedding vectors of  $\mathbf{A}$  corresponding to the weight score  $\mathbf{a}_q$ .

Next,  $\mathbf{D}_{all}$  reconstructs the original full-sentence answer, using  $\mathbf{f}_k$  and  $\mathbf{f}_q$  using LSTM. We intend  $\mathbf{f}_k$  to be the keyword vector in the full-sentence answer, *i.e.*, the most informative word in the full-sentence answer, and  $\mathbf{f}_q$  to represent the question information. However,  $\mathbf{D}_{all}$  only ensures both features to have the information of the full-sentence answer. To separate them, we designed the additional decoders,  $\mathbf{D}_a$  and  $\mathbf{D}_q$ .  $\mathbf{D}_a$  reconstructs the BoW features of the answer from  $\mathbf{f}_k$ , and  $\mathbf{D}_q$  reconstructs the BoW features of the question, from  $\mathbf{f}_q$  with auxiliary vectors. Our intention in this operation is to make  $\mathbf{f}_k$  and  $\mathbf{f}_q$  representative features for the full-sentence answer and the question, respectively.

The entire model is trained to minimize the error between the reconstructed sentences  $\mathbf{A}_{recon}$  and the original full-sentence answers, and the error between the BoW features of the full-sentence answers and the questions.

### 3.2 Encoder

This module  $\mathbf{E}$  encodes the image  $\mathbf{I}$  and the question  $\mathbf{Q}$  and obtains the image feature  $\mathbf{f}_I$ , the question feature  $\mathbf{f}_Q$ , and the joint feature  $\mathbf{f}_j$ . To generate  $\mathbf{f}_I$ , we use the image feature extracted from a deep CNN, which is pre-trained on a large scale image recognition dataset. For  $\mathbf{f}_Q$ , we converted each word token into a word embeddings and average them. Then, we perform  $l_2$  normalization to both features. Finally, those features are concatenated to the joint feature  $\mathbf{f}_j \in \mathbb{R}^{d_j}$ , *i.e.*,  $\mathbf{E}(\mathbf{I}, \mathbf{Q}) = \mathbf{f}_j = [\mathbf{f}_I; \mathbf{f}_Q]$ , where  $d_j$  is the dimension of the joint feature, and  $[\cdot; \cdot]$  indicates concatenation. Note that we did not update the model parameters of  $\mathbf{E}$  during training.

### 3.3 Attention Scoring Module

This module takes  $\mathbf{f}_j$  as input, and weights each words in the full-sentence answer. We used two of these modules,  $\mathbf{S}_a$  and  $\mathbf{S}_q$ .  $\mathbf{S}_a$  computes the weights, depending on which word is important for the full-sentence answer, and  $\mathbf{S}_q$  computes the weights based on importance to the question.  $\mathbf{S}_a$  and  $\mathbf{S}_q$  have almost the same structure. Therefore, we show the details of  $\mathbf{S}_a$  first, and then describe the difference between  $\mathbf{S}_a$  and  $\mathbf{S}_q$ .

The weight scoring in these modules is based on the attention mechanism used in Transformer [29]. First, we encode each word in the full-sentence and create the full-sentence answer vector  $\mathbf{f}_A = \{\mathbf{w}_1^a, \mathbf{w}_2^a, \dots \mathbf{w}_n^a\} \in \mathbb{R}^{d_e \times n}$ , where  $\mathbf{w}_i^a$  denotes the embedding vector of the  $i$ -th word,  $n$  is the length of the full-sentence answer, and  $d_e$  is the dimension of the word embedding vector. To represent the order of the words in the full-sentence answer, we applied positional

encoding to  $\mathbf{f}_A$ . Specifically, before feeding  $\mathbf{f}_A$  into scoring modules, we add positional embedding vectors to  $\mathbf{f}_A$ , same as introduced in BERT [9].

We describe our attention mechanism as a mapping between Query and Key-Value pairs. First, we calculate Query vector  $\mathbf{Q} \in \mathbb{R}^h$ , Key vector  $\mathbf{K} \in \mathbb{R}^{h \times n}$ , and Value vector  $\mathbf{V} \in \mathbb{R}^{h \times n}$ .

$$\mathbf{Q} = \text{FFN}_q(\mathbf{f}_j) \quad (1)$$

$$\mathbf{K} = \text{FFN}_k(\mathbf{f}_A) \quad (2)$$

$$\mathbf{V} = \text{FFN}_v(\mathbf{f}_A) = \{\mathbf{v}_1^a, \mathbf{v}_2^a, \dots, \mathbf{v}_n^a\} \quad (3)$$

where  $\text{FFN}_q$ ,  $\text{FFN}_k$ ,  $\text{FFN}_v$  are one-layer feed forward neural networks. Then, the attention weight vector  $\mathbf{a}_k = \{a_1, a_2, \dots, a_n\} \in \mathbb{R}^n$ , where  $a_i$  is the weighted score of the  $i$ -th word, is computed as the product of  $\mathbf{Q}$  and  $\mathbf{K}$ , as shown below.

$$\mathbf{a}_k = \mathbf{K}^T \mathbf{Q} \quad (4)$$

Then, we choose the word that has the highest weighted score as the keyword of the full-sentence answer:

$$i_k = \underset{i}{\text{argmax}}(a_i) \quad (5)$$

$$\mathbf{f}_k = \mathbf{v}_{i_k}^a \quad (6)$$

However, the argmax operation is non-differentiable. Therefore, we use an approximation of this operation by softmax with temperature.

$$\mathbf{f}_k = \mathbf{V} \text{softmax}\left(\frac{\mathbf{a}_k}{\tau}\right) \quad (7)$$

where  $\tau$  is a temperature parameter and, as  $\tau$  approaches 0, the output of the softmax function becomes one-hot distribution.

$\mathbf{S}_q$  has the same structure as  $\mathbf{S}_a$  up to the point of computing the attention weight vector  $\mathbf{a}_q$ . For the keyword vector, we have the intention to focus on the specific word in the full-sentence answer. Therefore, we use the softmax with temperature. However, for the question vector, we do not need to concentrate on a word. Therefore, we calculate the question vector as the weighted sum of the attention score:

$$\mathbf{f}_q = \mathbf{V} \text{softmax}(\mathbf{a}_q) \quad (8)$$

Then, we applied one layer feed-forward neural network followed by layer normalization [3] to the output of this module  $\mathbf{f}_k, \mathbf{f}_q$ .

### 3.4 Decoder

**Entire Decoder** In the entire decoder  $\mathbf{D}_{all}$ , we reconstruct the full-sentence from the output of the attention scoring modules  $\mathbf{f}_k$  and  $\mathbf{f}_q$ , *i.e.*,  $\mathbf{A}_{recon} =$



$\mathbf{D}_{all}(\mathbf{f}_k, \mathbf{f}_q)$ , where  $\mathbf{A}_{recon}$  denote the reconstructed full-sentence answer. We use an LSTM as the sentence generator. As the input to the LSTM at each step ( $x_t$ ), we concatenate  $\mathbf{f}_k$  and  $\mathbf{f}_q$  to the output of the previous step:

$$x_0 = \mathbf{W}_{x_0}[\mathbf{f}_k; \mathbf{f}_q] \quad (9)$$

$$x_t = \mathbf{W}_x[\mathbf{f}_k; \mathbf{f}_q; \hat{s}_{t-1}] \quad (10)$$

where  $\hat{s}_{t-1}$  is the output of the LSTM at the  $t - 1$  step, and  $\mathbf{W}_{x_0}$  and  $\mathbf{W}_x$  are the learned parameters.

The objective for  $\mathbf{D}_{all}$  is defined by the cross-entropy loss:

$$L_{all} = - \sum_{t=1}^n \log(p(\hat{s}_t = s_t^{ans} \mid s_{1:t-1}^{ans})) \quad (11)$$

where  $s^{ans}$  is the ground-truth full-sentence answer.

**Word dropout** We applied word dropout [6], which is a method of masking words of input sentences to LSTM with a specific probability. This forces the decoder to generate sentences relying not on the previous word, but on the  $\mathbf{f}_k$  and  $\mathbf{f}_q$ .

**Discriminative Decoders**  $\mathbf{D}_{all}$  tries to reconstruct the full-sentence answer from  $\mathbf{f}_k$  and  $\mathbf{f}_q$ . Therefore,  $\mathbf{D}_{all}$  enables the feature vectors to contain the information of the answer. However, we intend to represent the information of the answer’s keyword in  $\mathbf{f}_k$ , and the information of the question in  $\mathbf{f}_q$ . Therefore, we design the discriminative decoders,  $\mathbf{D}_a$  and  $\mathbf{D}_q$ , to generate  $\mathbf{f}_k$  and  $\mathbf{f}_q$ , respectively, thus capturing the desired information separately.

$\mathbf{D}_a$  reconstructs the full-sentence answer, and  $\mathbf{D}_q$  reconstructs the question. This reconstruction is performed, not with the sentence as the target, but with the BoW features of the sentence as the target. This is because we intend to focus on the content of the sentence, not the sequential information of the sentence. As an alternative, we also considered the reconstruction of the sentence, but that by LSTM is difficult to train. Therefore, we chose BoW features as the target of the reconstruction. BoW feature  $\mathbf{b} \in \mathbb{R}^{n_s}$  is represented as a vector whose  $i$ -th elements is  $N_i/L_s$ , where  $n_s$  is the size of the vocabulary,  $N_i$  is the number of occurrences of the  $i$ -th word, and  $L_s$  is the number of the words in the sentence.

The input to these discriminative decoders is not only feature vectors, but also auxiliary vectors, which is the additional features that helps the reconstruction. Specifically, the auxiliary vector for  $\mathbf{D}_a$  is the average of the word embedding vectors in the question,  $\mathbf{f}_Q$ , and, for  $\mathbf{D}_q$ , the auxiliary vector is the image feature  $\mathbf{f}_I$ .

We build the decoder as the fully-connected layers:

$$\mathbf{y}_a = \mathbf{W}_A[\mathbf{f}_k; \mathbf{f}_Q] + \mathbf{B}_A \quad (12)$$

$$\mathbf{y}_q = \mathbf{W}_Q[\mathbf{f}_q; \mathbf{f}_I] + \mathbf{B}_Q \quad (13)$$

The loss function for the discriminative decoder is the cross entropy loss between the ground-truth BoW features and the predicted BoW features:

$$L_a = - \sum_{i=1}^{n_a} \mathbf{b}_a[i] \log(\text{softmax}(\mathbf{y}_a[i])) \quad (14)$$

$$L_q = - \sum_{i=1}^{n_q} \mathbf{b}_q[i] \log(\text{softmax}(\mathbf{y}_q[i])) \quad (15)$$

where  $\mathbf{b}$  denotes the ground-truth of the BoW features,  $n_a$  and  $n_q$  are the size of the vocabulary for the answer and the question, respectively.

### 3.5 Full Objectives

Finally, the overall objective function for our model is written as

$$L = \lambda_{all} L_{all} + \lambda_a L_a + \lambda_q L_q \quad (16)$$

where  $\lambda_{all}$ ,  $\lambda_a$  and  $\lambda_q$  are hyper-parameters that balance each loss function.

### 3.6 Implementation Details

In the encoder  $\mathbf{E}$ , we extract image features with a size of  $2048 \times 14 \times 14$ , from the pool-5 layer of the ResNet152 [12], pre-trained on ImageNet, and apply global pooling to obtain 2048-dimensional features. For the question word encoding, we used 300-dimensional GloVe embeddings [21], which are pre-trained on the Wikipedia/Gigaword corpus<sup>3</sup>.

In the attention scoring module, the embedding matrix, to convert each word in the full-sentence answer into  $\mathbf{f}_A$ , is initialized with the pre-trained GloVe embeddings. The temperature parameter  $\tau$  is gradually annealed using the schedule  $\tau_i = \max(\tau_0 e^{-ri}, \tau_{min})$ , where  $i$  is the overall training iteration, and other parameters are set as  $\tau_0 = 0.5$ ,  $r = 3.0 \times 10^{-5}$ ,  $\tau_{min} = 0.1$ . The LSTM in the  $\mathbf{D}_{all}$  has a hidden state of 1024 dimensions. The word dropout rate is set to 0.25.

We used Adam [16] optimizers to train the model, which has an initial learning rate of  $1.0 \times 10^{-3}$ .

## 4 Experimental Setup

### 4.1 Dataset

We conducted experiments on two datasets: GQA [13] and FSVQA [25]. In Table 1, we present the basic statistics of both datasets, and those of the VQA v2 dataset for reference.

**GQA** The GQA dataset [13] contains 22M questions and answers, which are generated from the image scene graph. The questions and answers are automatically generated from the scene graphs, and the answers contain both the single

<sup>3</sup> <http://nlp.stanford.edu/projects/glove/>

**Table 1.** Basic statistics of the dataset we used. Note that the value of FSVQA dataset are after pre-processing. (\*) Although VQA v2 dataset is not used in our experiments, it is included in this table for reference.

Dataset		Number of QAs	Average answer len.	Dataset annotation
GQA	train	943,000	6.69	automatically
	val	132,062	6.70	
	all	1,075,062	6.70	
FSVQA	train	139,038	6.11	automatically
	val	68,265	6.07	
	all	207,303	6.10	
VQA v2 *	train	443,757	1.16	manually
	val	214,354	1.16	
	all	658,111	1.16	

word answers and the full-sentence answers. The 22M questions and answers in GQA have unbalanced answer distributions. Therefore, we use the balanced version of this dataset, which is down-sampled from the original dataset and contains 1.7M questions. As pre-processing, we removed the periods, commas, and question marks.

**FSVQA** The FSVQA dataset [25] contains 370K questions and full-sentence answers. This dataset is built by applying rule-based processing to the VQA v1 dataset [2], and captions in the MSCOCO dataset [17], to obtain the full-sentence answers. There are 10 annotations per question in the VQA v1 dataset. Therefore, one of those annotations is chosen to create full-sentence answers. Specifically, the one annotation that has the highest frequency of the 10 annotations is chosen. If the frequencies are all equal, one annotation is chosen randomly. To obtain the single word answer corresponding to the full-sentence answer, we filter the questions for which we cannot determine the highest frequency annotation. After this process, we obtained 139,038 questions for a train split, and 68,265 questions for a validation split.

## 4.2 Settings

We measure the performance of our model by the accuracy of the keyword and the Mean Rank. Mean Rank is the average rank of the correct keyword when sorting each word in order of the importance score. Mean Rank is formulated as:

$$\text{Mean Rank} = \frac{1}{N} \sum_i \text{rank}_i \quad (17)$$

Here,  $\text{rank}_i$  is the number representing the rank of the keyword when the words in the  $i$ -th answer sentence are arranged in order of the importance (attention or TF-IDF score), and  $N$  is the size of the overall samples. In addition, we report the accuracy per question types. Here, we categorize all questions according to the first two words, and we show the top 10 frequent question types for this categorization.

**Table 2.** Performance of the keyword extraction on GQA and FSVQA. Higher is better for Accuracy and lower is better for Mean Rank. We conducted experiments three times for our methods. Note that comparison methods are deterministic algorithms, so we conducted experiments only one time.

Model	GQA		FSVQA	
	Accuracy	Mean rank	Accuracy	Mean rank
TF-IDF	0.275	2.86	0.278	3.22
YAKE	0.269	–	0.107	–
EmbedRank	0.306	2.15	0.302	<b>2.32</b>
Ours	<b>0.429 ± 0.03</b>	<b>2.04 ± 0.10</b>	<b>0.351 ± 0.04</b>	2.38 ± 0.14
Ours w/o $\mathbf{D}_q$	0.318 ± 0.02	2.44 ± 0.04	0.298 ± 0.03	2.67 ± 0.05
Ours w/o $\mathbf{D}_a, \mathbf{D}_q$	0.350 ± 0.06	3.01 ± 0.49	0.347 ± 0.05	2.49 ± 0.21
Ours (LSTM $\mathbf{D}_a, \mathbf{D}_q$ )	0.329 ± 0.01	2.36 ± 0.04	0.347 ± 0.01	3.35 ± 0.11

We ran experiments with the various existing unsupervised keyword extraction method for the comparison: (1) TF-IDF [22]; (2) YAKE [7]; (3) EmbedRank [5]. Since YAKE removes the words with less than three characters as preprocessing and we cannot calculate Mean Rank under the same conditions as other methods, we do not show Mean Rank of YAKE. We also conduct an ablation study to show the importance of  $\mathbf{D}_a$  and  $\mathbf{D}_q$ . In addition, we change the reconstruction method, from BoW estimation to the original sentence generation, using LSTM.

## 5 Experimental Results

### 5.1 Results and Discussions

The experimental results are shown in Table 2. Compared to other methods, our model achieves better performance on almost all metrics and datasets except Mean Rank of the FSVQA. As can be seen in the results of the ablation study, even without  $\mathbf{D}_a$  and  $\mathbf{D}_q$ , our model has better performance than other methods, which shows the effectiveness of our reconstruction based method. When using LSTM in  $\mathbf{D}_a$  and  $\mathbf{D}_q$ , the accuracy and mean rank becomes worse than in our proposed model, which reconstructs the BoW in those modules. We believe this is because the reconstruction of the sentence with LSTM needs to manage the sequential information in the sentence, and that is more difficult than BoW estimation. Since we intended to focus on the contents of the sentence, the BoW is more suitable for these modules.

The results for the accuracy per question types are shown in Table 3. For most question types, our method shows higher accuracy and lower mean rank than the compared methods. Note that the performance of the other methods drops to almost zero in some question types. For example, since the statistical method like TF-IDF tends to choose rare words as keywords, the performance on the question

**Table 3.** The performance per question types. We consider the first two words of each question as the question types, and we show the experimental results for top 10 frequent question types. The upper table shows the results of GQA, and the lower table shows the results of FSVQA.

GQA	Ours		TF-IDF		YAKE		EmbedRank		
	num.	Acc.	Mean Rank	Acc.	Mean Rank	Acc.	Mean Rank	Acc.	Mean Rank
Is the	22,507	<b>0.437</b>	<b>1.898</b>	0.058	3.819	0.326	-	0.104	2.880
What is	20,435	0.544	1.444	<b>0.581</b>	<b>1.295</b>	0.237	-	0.495	1.353
Are there	13,004	0.276	3.217	0.000	4.859	0.000	-	<b>0.395</b>	<b>2.020</b>
Who is	6,452	0.366	<b>1.773</b>	0.184	2.158	<b>0.940</b>	-	0.080	2.541
Is there	5,270	0.269	2.971	0.000	4.792	0.000	-	<b>0.314</b>	<b>2.272</b>
Does the	5,236	<b>0.393</b>	<b>2.108</b>	0.031	3.812	0.002	-	0.126	2.502
On which	5,121	0.369	<b>1.701</b>	0.001	2.074	<b>0.997</b>	-	0.045	3.060
Do you	4,976	0.291	2.936	0.005	4.770	0.000	-	<b>0.338</b>	<b>2.118</b>
Which kind	4,410	<b>0.744</b>	<b>1.129</b>	0.720	1.143	0.033	-	0.471	1.370
What kind	4,148	<b>0.719</b>	<b>1.171</b>	0.704	1.175	0.060	-	0.476	1.358

FSVQA	Ours		TF-IDF		YAKE		EmbedRank		
	num.	Acc.	Mean Rank	Acc.	Mean Rank	Acc.	Mean Rank	Acc.	Mean Rank
How many	11,592	<b>0.271</b>	<b>2.579</b>	0.075	2.926	0.003	-	0.004	3.930
What is	10,394	0.343	2.564	0.542	1.724	0.099	-	<b>0.551</b>	<b>1.698</b>
What color	10,237	<b>0.678</b>	<b>1.393</b>	0.073	2.385	0.097	-	0.110	2.133
Is the	5,596	<b>0.336</b>	<b>2.312</b>	0.087	4.788	0.046	-	0.163	2.452
Is this	4,475	<b>0.346</b>	2.172	0.075	5.662	0.074	-	0.279	<b>2.102</b>
What are	2,045	0.273	2.568	<b>0.603</b>	<b>1.577</b>	0.007	-	0.602	1.587
What kind	1,695	0.245	2.393	<b>0.889</b>	<b>1.160</b>	0.588	-	0.810	1.232
Are the	1,473	<b>0.291</b>	<b>2.367</b>	0.075	5.720	0.025	-	0.131	2.499
What type	1,113	0.232	2.431	<b>0.864</b>	<b>1.190</b>	0.543	-	0.812	1.226
Where is	1,106	0.500	2.042	<b>0.568</b>	<b>1.626</b>	0.062	-	0.397	1.814

types whose answers will be common words like “yes” or “no” becomes very poor. However, even in such cases, our method can extract keywords correctly.







## 5.2 Qualitative Results

We show some examples in Table 4. The upper side is the result for GQA, and the lower side is the result for FSVQA. And we provide the heatmap of the attention weight score from our attention scoring module,  $\mathbf{S}_a$ . Note that the attention score is normalized to improve visibility. The left two columns are the successful cases and the rightmost samples are the failure cases. As can be seen even in failure cases, our model gives high scores to the keywords, although not the highest.

## 6 Conclusion

In this paper, we proposed the novel task of unsupervised keyword extraction from full-sentence VQA, and we designed the novel model to tackle this task, based on the information decomposition of the full-sentence answer and the reconstruction of the answer and the question. Both qualitative and quantitative

**Table 4.** Examples of the results of keyword extraction in the GQA dataset and the FSVQA dataset. The last row shows the heatmap of the attention score generated by our model. The darker the red color, the greater the value of the attention score.

<b>GQA</b>			
			
Question	Is the backpack on the right?	What kind of furniture is before the lady?	What is in front of the building that is not short?
Full-sentence Answer	No, the backpack is on the left of the image.	The piece of furniture is a table.	The building is in front of the skyscraper.
GT Keyword	no	table	building
TF-IDF	backpack	piece	skyscraper
YAKE	backpack	piece	building
EmbedRank	image	furniture	skyscraper
Ours	no	table	skyscraper
Heatmap (Ours)	no the backpack is on the left of the image	the piece of furniture is a table	the building is in front of the skyscraper
<b>FSVQA</b>			
			
Question	What color is the wall behind the cat?	What color is the face of the clock?	Is the water running?
Full-sentence Answer	The wall is behind the cat white.	The face of the clock is gray.	No, the water is not running.
GT Keyword	white	gray	no
TF-IDF	behind	face	running
YAKE	wall	face	the
EmbedRank	cat	clock	no
Ours	white	gray	running
Heatmap (Ours)	the wall is behind the cat white	the face of the clock is gray	no the water is not running

experiments show that our model successfully extract the keyword of the full-sentence answer without any keyword supervision.

Our future work includes utilizing extracted keywords to other tasks, such as VQA, object classification or object detection. Also, our work could be combined with recent works on VQG [24,28]. In these work, the system generates questions to acquire information from humans. These work basically assume that the answers are obtained as single words, that will be a problem when applying it to the real world question answering. By combining these studies with our research, an intelligent system can ask humans about unseen objects in the image, obtain the answer and learn new knowledge from it, even if the answer consists of more than a single word.

### Acknowledgement

This work was partially supported by JST CREST Grant Number JPMJCR1403, and partially supported by JSPS KAKENHI Grant Number JP19H01115. We would like to thank Yang Li, Sho Maeoki, Sho Inayoshi, and Antonio Tejero-de-Pablos for helpful discussions.

## References

1. Anderson, P., He, X., Buehler, C., Teney, D., Johnson, M., Gould, S., Zhang, L.: Bottom-up and top-down attention for image captioning and visual question answering. In: CVPR (2018)
2. Antol, S., Agrawal, A., Lu, J., Mitchell, M., Batra, D., Lawrence Zitnick, C., Parikh, D.: Vqa: Visual question answering. In: ICCV (2015)
3. Ba, J.L., Kiros, J.R., Hinton, G.E.: Layer normalization. arXiv preprint arXiv:1607.06450 (2016)
4. Bahdanau, D., Cho, K., Bengio, Y.: Neural Machine Translation by Jointly Learning to Align and Translate. In: ICLR (2015)
5. Bennani-Smires, K., Musat, C., Hossmann, A., Baeriswyl, M., Jaggi, M.: Simple unsupervised keyphrase extraction using sentence embeddings. In: CoNLL (2018)
6. Bowman, S.R., Vilnis, L., Vinyals, O., Dai, A., Jozefowicz, R., Bengio, S.: Generating sentences from a continuous space. In: CoNLL (2016)
7. Campos, R., Mangaravite, V., Pasquali, A., Jorge, A., Nunes, C., Jatowt, A.: Yake! keyword extraction from single documents using multiple local features. Information Sciences (2020)
8. Das, A., Kottur, S., Gupta, K., Singh, A., Yadav, D., Moura, J.M.F., Parikh, D., Batra, D.: Visual dialog. In: CVPR (2017)
9. Devlin, J., Chang, M.W., Lee, K., Toutanova, K.: BERT: Pre-training of deep bidirectional transformers for language understanding. In: NAACL-HLT (2019)
10. Fukui, A., Park, D.H., Yang, D., Rohrbach, A., Darrell, T., Rohrbach, M.: Multi-modal compact bilinear pooling for visual question answering and visual grounding. In: EMNLP (2016)
11. Goyal, Y., Khot, T., Summers-Stay, D., Batra, D., Parikh, D.: Making the V in VQA matter: Elevating the role of image understanding in Visual Question Answering. In: CVPR (2017)
12. He, K., Zhang, X., Ren, S., Sun, J.: Deep residual learning for image recognition. In: CVPR (2016)
13. Hudson, D.A., Manning, C.D.: Gqa: A new dataset for real-world visual reasoning and compositional question answering. In: CVPR (2019)
14. Kazemi, V., Elqursh, A.: Show, ask, attend, and answer: A strong baseline for visual question answering. arXiv preprint arXiv:1704.03162 (2017)
15. Kim, J.H., Jun, J., Zhang, B.T.: Bilinear attention networks. In: NeurIPS (2018)
16. Kingma, D.P., Ba, J.: Adam: A method for stochastic optimization. In: ICLR (2015)
17. Lin, T.Y., Maire, M., Belongie, S., Hays, J., Perona, P., Ramanan, D., Dollár, P., Zitnick, C.L.: Microsoft coco: Common objects in context. In: ECCV (2014)
18. Lu, J., Xiong, C., Parikh, D., Socher, R.: Knowing when to look: Adaptive attention via a visual sentinel for image captioning. In: CVPR (2017)
19. Mihalcea, R., Tarau, P.: TextRank: Bringing order into text. In: EMNLP (2004)
20. Misra, I., Girshick, R., Fergus, R., Hebert, M., Gupta, A., van der Maaten, L.: Learning by asking questions. In: CVPR (2018)
21. Pennington, J., Socher, R., Manning, C.: Glove: Global vectors for word representation. In: EMNLP (2014)
22. Ramos, J.: Using TF-IDF to Determine Word Relevance in Document Queries. In: the first instructional conference on machine learning (2003)
23. Rose, S., Engel, D., Cramer, N., Cowley, W.: Automatic keyword extraction from individual documents. Text mining: applications and theory **1**, 1–20 (2010)

24. Shen, T., Kar, A., Fidler, S.: Learning to caption images through a lifetime by asking questions. In: ICCV (2019)
25. Shin, A., Ushiku, Y., Harada, T.: The color of the cat is gray: 1 million full-sentences visual question answering (fsvqa). arXiv preprint arXiv:1609.06657 (2016)
26. Sukhbaatar, S., Weston, J., Fergus, R., et al.: End-to-end memory networks. In: NeurIPS (2015)
27. Teney, D., Anderson, P., He, X., van den Hengel, A.: Tips and tricks for visual question answering: Learnings from the 2017 challenge. In: CVPR (2018)
28. Uehara, K., Tejero-De-Pablos, A., Ushiku, Y., Harada, T.: Visual question generation for class acquisition of unknown objects. In: ECCV (2018)
29. Vaswani, A., Shazeer, N., Parmar, N., Uszkoreit, J., Jones, L., Gomez, A.N., Kaiser, L., Polosukhin, I.: Attention is all you need. In: NeurIPS (2017)
30. Wan, X., Xiao, J.: Single Document Keyphrase Extraction Using Neighborhood Knowledge (2008), <https://www.semanticscholar.org/paper/Single-Document-Keyphrase-Extraction-Using-Wan-Xiao/8a99634e0b418ee61c9bd81f61d334b80486dc53>
31. Weston, J., Chopra, S., Bordes, A.: Memory Networks. In: ICLR (2015)
32. Wu, X., Du, Z., Guo, Y.: A visual attention-based keyword extraction for document classification. *Multimedia Tools and Applications* **77**(19), 25355–25367 (2018)
33. Xu, H., Saenko, K.: Ask, attend and answer: Exploring question-guided spatial attention for visual question answering. In: ECCV (2016)
34. Xu, K., Ba, J., Kiros, R., Cho, K., Courville, A., Salakhudinov, R., Zemel, R., Bengio, Y.: Show, attend and tell: Neural image caption generation with visual attention. In: ICML (2015)
35. Yang, Z., Yang, D., Dyer, C., He, X., Smola, A., Hovy, E.: Hierarchical attention networks for document classification. In: NAACL-HLT (2016)
36. Yu, Z., Yu, J., Cui, Y., Tao, D., Tian, Q.: Deep modular co-attention networks for visual question answering. In: CVPR (2019)
37. Yu, Z., Yu, J., Fan, J., Tao, D.: Multi-modal factorized bilinear pooling with co-attention learning for visual question answering. In: ICCV (2017)