

Oriented Diameter of Star Graphs

K. S. Ajish Kumar¹, Deepak Rajendraprasad², and K. S. Sudeep³

¹ Department of Electronics and Communication Engineering, National Institute of Technology Calicut, India

² Department of Computer Science and Engineering, Indian Institute of Technology Palakkad, India

³ Department of Computer Science and Engineering, National Institute of Technology Calicut, India

Abstract. An *orientation* of an undirected graph G is an assignment of exactly one direction to each edge of G . Converting two-way traffic networks to one-way traffic networks and bidirectional communication networks to unidirectional communication networks are practical instances of graph orientations. In these contexts minimising the diameter of the resulting oriented graph is of prime interest.

The n -star network topology was proposed as an alternative to the hypercube network topology for multiprocessor systems by Akers and Krishnamurthy [IEEE Trans. on Computers (1989)]. The n -star graph S_n consists of $n!$ vertices, each labelled with a distinct permutation of $[n]$. Two vertices are adjacent if their labels differ exactly in the first and one other position. S_n is an $(n-1)$ -regular, vertex-transitive graph with diameter $\lceil 3(n-1)/2 \rceil$. Orientations of S_n , called *unidirectional star graphs* and distributed routing protocols over them were studied by Day and Tripathi [Information Processing Letters (1993)] and Fujita [The First International Symposium on Computing and Networking (CANDAR 2013)]. Fujita showed that the (directed) diameter of this unidirectional star graph \vec{S}_n is at most $\lceil 5n/2 \rceil + 2$.

In this paper, we propose a new distributed routing algorithm for the same \vec{S}_n analysed by Fujita, which routes a packet from any node s to any node t at an undirected distance d from s using at most $\min\{4d+4, 2n+4\}$ hops. This shows that the (directed) diameter of \vec{S}_n is at most $2n+4$. We also show that the diameter of \vec{S}_n is at least $2n$ when $n \geq 7$, thereby showing that our upper bound is tight up to an additive factor.

Keywords: Strong Orientation · Oriented Diameter · Star Graphs.

1 Introduction

Let $G = (V, E)$ be an undirected graph with vertex set V and edge set E . An orientation \vec{G} of G is a directed graph obtained by assigning exactly one direction to each edge of G . An orientation is called a *strong orientation* if the resulting directed graph is strongly connected. A directed graph \vec{G} is said

to be strongly connected, if there exists at least one directed path from every vertex of \vec{G} to every other vertex. There can be many strong orientations for G . The smallest diameter among all possible strong orientations of G is called the *oriented diameter* of G , denoted by $\overrightarrow{\text{diam}}(G)$. That is, $\overrightarrow{\text{diam}}(G) = \min\{\text{diam}(\vec{G}) \mid \vec{G} \text{ is a strong orientation of } G\}$.

The research on strong orientations dates back to 1939 with Robbins [13], solving the *One Way Street* problem. Given the road network of city, the One Way Street problem poses the following question: Is it possible to implement one way traffic in every street without compromising the accessibility of any of the junctions of the network? Robbins proved that the necessary and sufficient condition for the existence of a strong orientation of a graph G is the 2-edge connectivity of G . A 2-edge connected graph is one that cannot be disconnected by removal of a single edge. The research on orientations that minimise the resulting distances was initiated by Chvátal and Thomassen in 1978 [5]. They proved that, for every undirected graph G there exists an orientation \vec{G} such that for every edge (u, v) which belongs to a cycle of length k , either (u, v) or (v, u) belong to a cycle of length $h(k)$ in \vec{G} , where $h(k) = (k-2)2^{\lfloor \frac{k-1}{2} \rfloor} + 2$. They also showed that every 2-edge connected undirected graph of diameter d will possess an orientation with diameter at most $2d^2 + 2d$. Further, they proved that it is NP-hard to decide whether an undirected graph possesses an orientation with diameter at most 2.

Fomin et al. [9] continues the algorithmic study on oriented diameter on chordal graphs. They show that every chordal graph G has an oriented diameter at most $2 \text{diam}(G) + 1$. This result proves that the oriented diameter problem is $(2, 1)$ -approximable for chordal graphs. A polynomial time algorithm for finding the oriented diameter of planar graphs was given by Eggemann [8]. Fomin *et al.* [10] have proved that the oriented diameter of every AT-free bridgeless connected graph G is at most $2 \text{diam}(G) + 11$ and for every interval graph G , it is at most $\frac{5}{4} \text{diam}(G) + \frac{29}{2}$. Dankelmann et al., [6] proved that every n -vertex bridgeless graph with maximum degree Δ has oriented diameter at most $n - \Delta + 3$. For balanced bipartite graphs (a bipartite graph with equal number of vertices on both halves of the bipartition), they prove a better bound of $n - 2\Delta + 7$. The problems of finding strong orientations that minimize the parameters such as diameter, distance between pairs of vertices *etc.*, have been investigated for other restricted subclasses of graphs like n -dimensional hypercube [4], torus [12], star graph [7,11], and (n,k) -star graph [3].

Oriented diameter problem finds a significant application in parallel computing. In interconnection networks of parallel processing systems, the processing elements are connected together using fibre optic links that support high bandwidth, high speed and long distance data communication. However, the optical transmission medium suffers from the drawback that the links are inherently unidirectional [4]. In the case of optical links, a naive strategy to achieve bidirectional communication is to use two separate optical links between every pair of communication entities. But, such a naive approach increases the hardware complexity and cost of the network. On the other hand, unidirectional commu-

nication links are simple and cost effective but require more number of intermediate communication hops to establish bidirectional communication. Thus, the average interprocessor communication delay is generally more in the case of unidirectional interconnection networks. However, unidirectional interconnection networks might be the best choice if we can trade off communication delay with cost and hardware complexity of the network.

1.1 The n -star graph (S_n)

In [2], Akers and Murthy presented a group theoretic model called *Cayley Graph Model* for designing symmetric interconnection networks. In parallel computing the interconnection networks provide an efficient communication mechanism among the processors and the associated memory. For a finite group Γ and a set S of generators of Γ , the Cayley Graph $D = D(\Gamma, S)$ is the directed graph defined as follows. The vertex-set of D is Γ . There is an arc from a vertex u to a vertex v in D , if and only if there exist a generator g in S such that $ug = v$. Further, if the inverse of every element in S is also in S , the two directed edges between u and v are replaced by a single undirected edge, resulting in an undirected graph. In [1], Akers and Murthy proposed a new symmetric graph, called *Star Graph*, S_n . Let G be a group with elements being all permutations of the set $\{1, 2, \dots, n\}$ and group operation being composition. The star graph S_n is a Cayley graph on G with generator set $S = \{g_2, g_3, \dots, g_n\}$, where g_i is the permutation obtained by swapping the first and i^{th} value of the identity permutation. It is easy to see that, S_n has degree $n - 1$, and it has been shown that the diameter of S_n is $\lfloor 3(n - 1)/2 \rfloor$ [1]. The star graph has many desirable properties of a good interconnection network such as symmetry (vertex transitivity), small diameter, small degree and large connectivity. A symmetric interconnection network allows the use of same routing algorithm for every node, while a small degree reduces the cost of the network. Further, a small diameter reduces overall communication delay and large connectivity offers good fault tolerance.

Two different strong orientation schemes have been proposed for S_n . The first one was by K. Day and A. Tripathi [7]. They showed that the diameter of their orientation is at most $5(n-2)+1$. The second orientation scheme was proposed by S. Fujita [11]. The diameter of this orientation scheme was shown to be at most $\lceil 5n/2 \rceil + 2$. We observe that these two orientation schemes are essentially the same. Both the schemes partition the set of generators into nearly equal halves. The edges due to first set of generators are oriented from the odd permutation to the even permutation and those due to the second set of generators are oriented in the opposite direction. The difference between the two orientation schemes lies in the way by which the two schemes partition the set of generators. The Day-Tripathi scheme splits the set of generators based on the parity of i of a generator g_i , i.e., generators with odd parity for i belong to the first set and even parity for i belong to the second set. In the case of Fujita's orientation, the first partition consists of generators from g_2 to $g_k, k = \lceil (n - 1)/2 \rceil + 1$, whereas, the second partition consists of generators from g_{k+1} to g_n . The details of the two

orientation schemes described above are depicted in Fig. 1, for two nodes with labels 12345 and 21345, and their neighbours in S_5 .

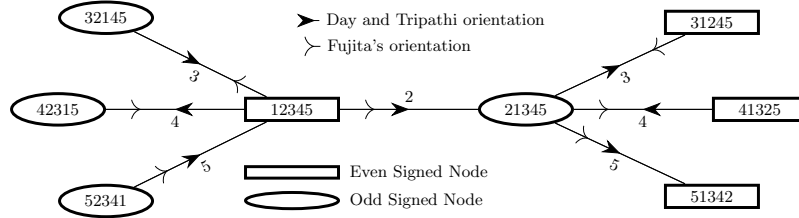


Fig. 1: Day-Tripathi and Fujita orientation schemes for S_5

In this paper, we propose a new distributed routing algorithm for the same \vec{S}_n analysed by Fujita. We show that the proposed algorithm routes a packet in \vec{S}_n from any node s to any other node t using at most $\min\{4d + 4, 2n + 4\}$ hops, where d is the distance between s and t in S_n . In particular, this shows that the (directed) diameter of \vec{S}_n is at most $2n + 4$, which is an improvement over Fujita's upper bound. We also show that the diameter of \vec{S}_n is at least $2n$ when $n \geq 7$, thereby showing that our upper bound is tight up to an additive factor. We do not believe that either of the above orientations of S_n are optimal in terms of achieving the minimum (directed) diameter. In fact, we believe that the oriented diameter of S_n is $3n/2 + O(1)$.

2 Preliminaries

2.1 Graph Terminology

Some of the basic definitions in graph theory which are required to understand the details of this work are explained in this section. Let $G = (V, E)$ be any undirected graph with vertex-set V and edge-set E . Two vertices of G are called *neighbours* when they are connected by an edge. The *degree* of a vertex u is the number of neighbours of u . If all the vertices of G have the same degree, G is called *regular*. The *distance* between two nodes u and v , denoted by $d(u, v)$, is the number of edges along a shortest path between u and v . The *diameter* of G , denoted by $\text{diam}(G)$, is the maximum of $d(u, v)$ among all $u, v \in V$. An *automorphism* of G is a permutation π of V such that for every pair of vertices $u, v \in V$, $\{u, v\}$ is an edge in E , if and only if $\{\pi(u), \pi(v)\}$ is an edge in E . Two vertices u and v of G are said to be *similar* if there is an automorphism π of G with $\pi(u) = v$. G is *vertex-transitive* when every pair of vertices in G are similar.

Let $D = (V, E)$ be any directed graph with vertex-set V and edge-set E . If (u, v) is an edge (arc) in E , then u is called an *in-neighbour* of v and v is called an *out-neighbour* of u . The *in-degree* and *out-degree* of a vertex u are, respectively, the number of in-neighbours and out-neighbours of u . The *distance*

from a node u to a node v , denoted by $\vec{d}(u, v)$, is the number of edges along a shortest directed path from u to v . The *diameter* of D ($\text{diam}(D)$), is the maximum of $\vec{d}(u, v)$ among all $u, v \in V$. Automorphism and Vertex-transitivity among directed graphs are defined similar to that of undirected graphs.

2.2 Cycle Structure of Permutations

Let π be a permutation of $\{1, \dots, n\}$. The *sign* of π , denoted by $\text{Sign}(\pi)$, is defined as the parity of the number of inversions in π , that is $x, y \in \{1, \dots, n\}$, such that $x < y$ and $\pi(x) > \pi(y)$. A *cycle* (a_0, \dots, a_{k-1}) is a permutation π of $\{a_0, \dots, a_{k-1}\}$ such that $\pi(a_i) = a_{i+1}$ where addition is modulo k . Two cycles are disjoint if they do not have common elements. Every permutation of $[n]$ has a unique decomposition into a product of disjoint cycles. The sign of a permutation turns out to be the parity of the number of even-length cycles in that permutation.

One hop in an n -star graph corresponds to moving from a permutation σ to another permutation π , by exchanging the value $\sigma(1)$ with a value $\sigma(k)$, $k \in \{2, \dots, n\}$. We would like to make some observations about the cycle structure of π and σ . In the case when 1 and k belong to the same cycle of σ , this cycle gets broken into two disjoint cycles in π (Fig. 2). Notice that, if $\sigma(1) = k$, then

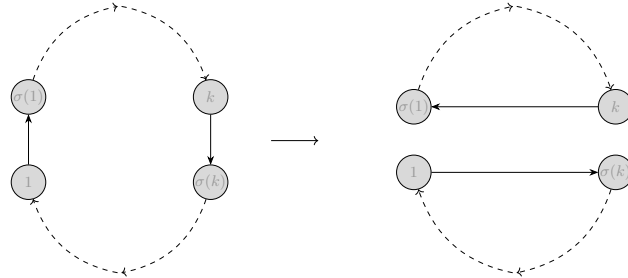


Fig. 2: The change in the cycle structure of σ , when $\sigma(1)$ is swapped with $\sigma(k)$, when 1 and k belong to the same cycle.

one of the resulting cycles is a singleton. In the case when 1 and k belong to different cycles of σ , these two cycles merge and form a single cycle in π (Fig. 3).

Given two permutations π and t , we call the cycles of $\pi \circ t^{-1}$ as the cycles of π *relative* to t . The above observations about the cycle structure of two permutations π and σ which differ by a single swap between 1 and k will apply in this case to the relative cycle structure of π and σ with respect to t .

2.3 Routing in undirected star graph

In this section, we describe the routing algorithm for the undirected star graph S_n presented in [2]. Assume that a node labelled c forwards a packet P from a

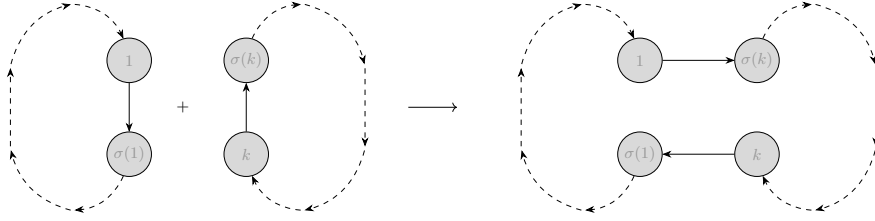


Fig. 3: The change in the cycle structure of σ when $\sigma(1)$ is swapped with $\sigma(k)$, when 1 and k belong to different cycle.

source s to a destination t . The destination label t is available in the packet. Upon receiving the packet, c accepts P if c is same as t . Otherwise, when $c(1) \neq t(1)$, the node c forwards P through the link labelled i , where i is the position of $c(1)$ in t . We call such a move a *settling move*. A value is called *settled* if it is in the same location in c and t , and *unsettled* otherwise. When $c(1) = t(1)$ (but $c \neq t$), the node c forwards P through a link i , where i is the position of an unsettled value. We call such move a *seeding move*. Notice that, during the course of routing P from s to t , the number of seeding moves is same as the number of non-singleton cycles in s relative to t . Also, no move disturbs an already settled value. Therefore, we can observe that the total number of steps required to settle all unsettled values in s , denoted by d , is at most $m(s, t) + c(s, t)$, where $m(s, t)$ is the number of mismatched values (i.e., values that are not in their correct position with respect to t) and $c(s, t)$ is the number of non-singleton cycles in s relative to t . More closer analysis yield [2] the following result.

$$d = \begin{cases} m(s, t) + c(s, t), & \text{if } s(1) = t(1) \\ m(s, t) + c(s, t) - 2, & \text{otherwise.} \end{cases} \quad (1)$$

It is not difficult to argue that the above routing algorithm is optimal and hence d is the distance between s and t in S_n .

3 The proposed routing algorithm

There are two different ways in which one can describe and analyse a routing algorithm on a star graph. In the first view, which we call the “network view”, we consider each vertex of S_n as a communication node whose *address* is the permutation labelling that vertex. Depending on the sign of the address of a node, we classify it as an *even node* or an *odd node*. We consider each arc of \vec{S}_n as a unidirectional communication link and label it by the unique position in $\{2, \dots, n\}$, where the addresses of the endpoints of the arc differ. Hence every node has $n - 1$ links attached to it with unique labels from $\{2, \dots, n\}$. For an even node, the links labelled 2 to $\lceil (n - 1)/2 \rceil + 1$ are outgoing links and the remaining are incoming. The situation is reversed for odd nodes. Every packet that is to be routed along the network will have the destination address in its

header. We describe the algorithm by which a node, on receiving a packet not destined for itself, selects the outgoing link along which to relay that packet. This selection is based on the address of the current node and the destination address.

In the second view, which we call the “sorting view”, we consider each vertex of S_n as a permutation of $[n]$. Thus a routing is viewed as a step-by-step procedure to sort the permutation labelling the source to the permutation labelling the destination. Each step in this sorting is restricted to be a transposition $(1, i)$, where $i \in \{2, \dots, \lceil (n-1)/2 \rceil + 1\}$, if the current permutation is even, and $i \in \{\lceil (n-1)/2 \rceil + 2, \dots, n\}$, if the current permutation is odd. Hence a directed path in \vec{S}_n will correspond to an alternating sequence of right half and left half transpositions. This is the view with which we will analyse our routing algorithm in Section 4.

In a given permutation, let us call the positions 2 to $\lceil (n-1)/2 \rceil + 1$ as the *left half*, and the positions $\lceil (n-1)/2 \rceil + 2$ to n as the *right half*. First, we analyse the case of sorting a permutation π in which all the left values are in a derangement in the left half itself, and all the right values are in a derangement in the right half itself. For every $n \geq 5$, an example for π is the permutation obtained by cyclically shifting the left-half and right-half by one position each. That is, the cycle decomposition of π is $(1)(2, \dots, k)(k+1, \dots, n)$, where $k = \lceil (n-1)/2 \rceil + 1$. This analysis serves two purposes. Firstly, it establishes a lower bound on the diameter of \vec{S}_n . Secondly, it illustrates a typical run of our proposed algorithm to be described later. Let $\pi = \pi^0, \dots, \pi^l = id$ be the nodes of a shortest directed path from π to id in \vec{S}_n . Notice that, in π , every value except 1 is not in its “correct” position (with respect to the identity permutation) and hence needs to be moved. This requires a transposition $a = (1, \pi^{-1}(i))$ to remove i from its present position and a transposition $b = (1, i)$ to place i in its final position. Let α and β be, respectively, the permutations in $\{\pi^1, \dots, \pi^l\}$ which appear immediately after the transposition a and immediately before the transposition b . Notice that $\alpha(1) = \beta(1) = i$. The key observation is that α and β cannot be the same permutation. This is because, for every $i \in \{2, \dots, n\}$, both $\pi^{-1}(i)$ and i are in the same half and the directions in \vec{S}_n constraints one to alternate between left half and right half transpositions. Hence for every $i \in \{2, \dots, n\}$, there exists at least two distinct permutations in $\{\pi^0, \dots, \pi^l\}$ which has i in the first position. Moreover $\pi^0(1) = \pi^l(1) = 1$ (i.e., the value 1 appears in the first position for at least two permutations). Thus $l + 1 \geq 2n$ and hence the length of the path is at least $2n - 1$. If π was an even permutation, we could have improved the lower bound by 1, since the distance between two even permutations has to be even. This is indeed the case when n is odd. When n is even and $n \geq 8$ (and thereby $k \geq 5$, we can choose π to be $(1)(2, 3)(4, \dots, k)(k+1, \dots, n)$. This improvement does not work for $n = 6$, and it is indeed established by computer simulation that $\text{diam } \vec{S}_n = 2n - 1$ when $n = 6$ [7]. Hence we conclude

Theorem 1. *For every $n \geq 5$ the diameter of \vec{S}_n is at least $2n - 1$. Further if $n \neq 6$, the diameter of \vec{S}_n is at least $2n$.*

Now let us see a way to sort the permutation $\pi = (1)(2, \dots, k)(k+1, \dots, n)$ for an odd $n \geq 5$ and $k = \lceil (n-1)/2 \rceil + 1$. We do not attempt to rigorously justify the claims made in the following discussion as they are proved in more generality in Section 4. We do the sorting in two phases. In the first phase (the *crossing phase*), we obtain a permutation γ in which all the values in $\{2, \dots, k\}$ (the *small values*) are in the right half and all the values in $\{k+1, \dots, n\}$ (the *big values*) are in the left half. This can be done in $n+1$ steps; the first step places 1 in the left half (seeding move) and all the subsequent steps either places a small value in the right half or a large value in the left half (crossing moves). Only thing one has to be careful about is to remove 1 from the left half only in the last transposition. For example, one can attack the positions $2, k+1, 3, k+2, \dots, k-1, n, 2$ in that order to arrive at $\gamma = (1)(2, k+1)(3, k+2) \cdots (n-1, n)$. In the second phase (the *settling phase*), when a value $i, i \neq 1$ appears in the first position for the first time, in the very next step we will settle it, i.e., place it in position i . This will be possible since, $\gamma^{-1}(i)$ and i are in different halves for all $i \in 2, \dots, n$. This phase could have been completed in n steps provided the elements $\{2, \dots, n\}$ formed a single cycle in γ . Otherwise, after placing all the elements in a cycle of γ to their correct positions, 1 will return to the first position. This results in one extra move (a *seeding move*) per non-singleton cycle of γ . An extreme example of this can be seen by analysing the case when γ is as above, wherein one requires $\lfloor n/2 \rfloor - 1$ seeding moves. Hence the number of moves in the settling phase is $n - 1 + c(\gamma)$ where $c(\gamma)$ is the number of non-singleton cycles in γ . Since the number of non-singleton cycles in any permutation of $[n]$ is at most $\lfloor n/2 \rfloor$, one quickly sees that π can be sorted in a total of $\lfloor 5n/2 \rfloor$ steps. One can then easily extend this analysis to an arbitrary permutation in place of π and show that the diameter of \vec{S}_n is at most $5n/2 + O(1)$, reproving the bound of Fujita [11]. But we show that we have enough freedom while building γ to ensure that γ consists of at most two non-singleton cycles. This is done by showing that during all but the final two transpositions of the crossing phase, we can select the swaps so as not to complete a new cycle among the crossed values. This is what helps us in achieving the bound of $2n + O(1)$ on the diameter of \vec{S}_n .

One drawback of the above method is that, even if the source permutation π is very close to the identity permutation in terms of distance in S_n like $\pi = (1)(2, 3)(4, 5) \cdots (n)$, this method may take $2n$ steps. Hence, we modify the above method by making sure that, if π has m small values and m large values which are already in their correct positions, then those $2m$ values are not disturbed during the sorting. We then analyse this strategy to show that any permutation π can be sorted in at most $4d + 4$ steps, where d is the distance between π and id in S_n .

These attempts to reduce the number of cycles in γ and to disturb as few settled values in π as possible is what makes the crossing phase of the routing algorithm slightly complex. Moreover, when $\pi(1) \neq 1$, we have two possibilities. If π is even and $\pi(1)$ is a large value, we continue as if we are in the crossing phase. We do the same when π is odd and $\pi(1)$ is a small value. In the other two cases (π even, $\pi(1)$ small and π odd, $\pi(1)$ large), we start by settling $\pi(1)$ and

continue in the settling phase till either 1 appears in the first position or one of the two cases mentioned above occurs. Then we go into the crossing phase, complete it, and enter the settling phase for a second time. Hence one cycle of the settling phase can happen before the crossing phase. With this high-level idea, we formally state our proposed routing algorithm.

Definition 2. For a permutation s of $[n]$, we call $L(s) = \{s(i) : 2 \leq i \leq \lceil (n-1)/2 \rceil + 1\}$ and $R(s) = \{s(i) : \lceil (n-1)/2 \rceil + 2 \leq i \leq n\}$ as the sets of *left values* and *right values* of s , respectively.

Given two permutations s and t of $[n]$ for some n , we define $S(s, t) = \{s(i) : s(i) = t(i), 1 \leq i \leq n\}$, and $U(s, t) = [n] \setminus S(s, t)$ respectively, as the sets of *settled* and *unsettled* values between s and t . We partition $U(s, t) \setminus \{s(1), t(1)\}$ into four sets

$$\begin{aligned} ULL(s, t) &= U(s, t) \cap L(s) \cap L(t), \\ URR(s, t) &= U(s, t) \cap R(s) \cap R(t), \\ ULR(s, t) &= U(s, t) \cap L(s) \cap R(t), \\ URL(s, t) &= U(s, t) \cap R(s) \cap L(t). \end{aligned}$$

We also partition $S(s, t)$ into two sets

$$SL(s, t) = S(s, t) \cap L(t), \quad SR(s, t) = S(s, t) \cap R(t).$$

Let us call $X(s, t) = ULR(s, t) \cup URL(s, t)$ as the set of *crossed values* between s and t . A cycle of s relative to t is called *alternating* if it has size at least two, and the successive elements of the cycle alternate between $L(s)$ and $R(s)$. Finally, $\chi(s, t)$ will denote the number of alternating cycles of s with respect to t .

The processing done by an even node is given in Algorithm 1. The processing done by an odd node is similar (the roles of “left” and “right” are reversed) and hence omitted. In every move, $c(1)$ is exchanged with $c(i)$ for some $i \in \{2, \dots, n\}$. We classify these moves into three types. If $c(1) = t(1)$, the move is called a *seeding move*. If $c(1) \neq t(1)$ and $c(1) = t(i)$, i.e., $c(1)$ moves to its correct location in t , it is called a *settling move*. If $c(1) \in L(t)$ and it moves to the right half or if $c(1) \in R(t)$ and it moves to the left half, the move is called a *crossing move*.

4 Analysis of the proposed routing algorithm

In this section, we are going to prove the following upper bound on the number of hops that Algorithm 1 uses to reach from a node s to a node t based on the relative structure of the permutations that label s and t .

Theorem 3. *Let s and t be the permutations labelling any two nodes of the oriented star graph \vec{S}_n . Then, Algorithm 1 will send a packet from s to t in at most*

$$|X(s, t)| + \max\{6, y\}$$

Algorithm 1 Processing done by an even node labelled c upon receiving a packet P destined for a node labelled t .

```

1: procedure ROUTEEVEN(PACKET  $P$ )
2:   Receive packet  $P$ , extract the destination address  $t$ .
3:   If the address of the current node  $c$  is the same as  $t$ , accept  $P$  and return.
4:   Let  $L_t = L(t)$ ,  $R_t = R(t)$ ,  $ULL = ULL(c, t)$ ,  $URR = URR(c, t)$ ,  $SL = SL(c, t)$ ,
    $URL = URL(c, t)$ .
5:   Case 1 (Settling Move):  $c(1) \in L_t$ .
6:   Let  $i$  be the position of  $c(1)$  in the permutation  $t$ .
7:   Case 2 (Crossing/Seeding Move):  $c(1) \notin L_t$  and  $|ULL| + |URR| > 0$ .
   (Crossing when  $c(1) \in R_t$ , Seeding when  $c(1) = t(1)$ )
8:   The forwarding link  $i$  is selected based on the cycle structure of  $c$  with respect
   to  $t$ .
9:   Case 2.1: When  $ULL$  contains a value that is not part of the cycle containing
    $c(1)$ .
10:    Pick  $i$  as the  $c$ -index of that value.
11:   Case 2.2: When all values in  $ULL$  are part of the cycle containing  $c(1)$ .
12:    Pick  $i$  as the  $c$ -index of the value in  $ULL$  that comes first on traversing
   this cycle backward from  $c(1)$ .
13:   Case 2.3: When  $ULL$  is empty
14:    Pick  $i$  as the  $c$ -index of any value from  $SL$ .
15:   Case 3 (Crossing Move):  $c(1) \in R_t$  and  $|ULL| + |URR| = 0$ .
16:   Case 3.1 (Final Crossing Move): When  $|ULR| > 0$ 
17:    Pick  $i$  as the  $c$ -index of a value from  $ULR$ . If possible, select  $i$  from an
   alternating cycle in  $c$ .
18:   Case 3.2 (Final/Pre-Final Crossing Move): When  $|ULR| = 0$ 
   (Final Crossing Move when  $t(1)$  is picked, Pre-Final Crossing Move when a
   settled value is picked)
19:    Pick  $i$  as the  $c$ -index of  $t(1)$  if possible, otherwise pick a settled value.
20:   Case 4 (Seeding Move):  $c(1) = t(1)$  and  $|ULL| + |URR| = 0$ .
21:    Pick  $i$  as the  $c$ -index of a value from  $ULR$ .
22:   Send  $P$  along the edge labelled  $i$  and terminate.
23: end procedure

```

steps, where

$$y = 4 \max\{|ULL(s, t)|, |URR(s, t)|\} + \chi(s, t) + 4.$$

Proof. Even though we have presented Algorithm 1 as a distributed routing protocol between nodes, we will present the analysis as sequence of swaps on permutations, starting with the permutation labelling the node s and ending with the permutation labelling the node t . We will denote these permutations also by s and t respectively. Moreover, all the swaps will be between the first element of a permutation π and an element from the left (resp., right) half of π , if $\text{Sign}(\pi)$ is even (resp., odd). Thereby, we make sure that every swap corresponds to a directed edge in \vec{S}_n .

We group the sequence of moves into three (possibly empty) phases, *Phase One*, *Phase Two*, and *Phase Three* in that order. Phase One is non-empty only

if the first move is a settling move, in which case, Phase One consists of all the settling moves before any seeding or crossing move. Phase Two will be non-empty only if there is at least one crossing move, in which case, it starts after Phase One and continues till Final Crossing move. All the remaining moves are called Phase Three moves (Fig. 4). We call the permutation at the end of the Phase One as α , at the end of the Phase Two as γ and the one that before γ as β .

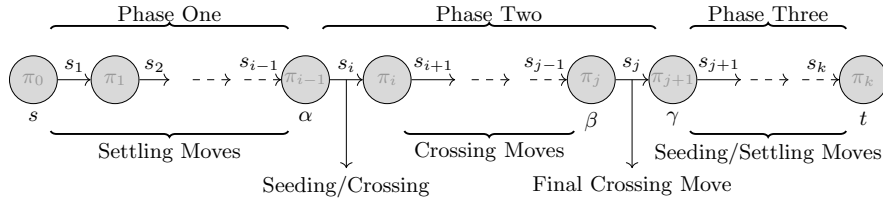


Fig. 4: A pictorial representation of the analysis of Algorithm 1

Observation 4. All the moves in Phase One are settling moves and all the moves in Phase Two except possibly the first are crossing moves.

Proof. It follows from the definition of phases that all the moves in Phase One are settling moves. As long as $|ULL| + |URR| > 0$, any crossing move from an even permutation will pick a left value, and from an odd permutation will pick a right value. This is ensured by Case 2 of the algorithm. Hence the next move will also be a crossing move. Once $|ULL| + |URR| = 0$, we are in Case 3 of the algorithm. In Case 3.1, the algorithm performs a crossing move by picking an already crossed value. Let us call this move as s_j . The next move will be a settling move. Since $|ULL| + |URR|$ does not increase due to any move of the algorithm (which is ensured by Case 1 of the algorithm), $|ULL| + |URR|$ remains zero for the rest of the moves. Hence, Case 2 of the algorithm will never occur beyond s_j . Also, after s_j , since the set URR is empty, a value from the set R_t will never become the first value in an even permutation. Similarly the set ULL is empty after s_j , a value from the set L_t will never become the first value in an odd permutation. Therefore, Case 3 of the algorithm never happens beyond s_j . So, Phase Two of the algorithm consists of entirely crossing moves, except possibly the first one and hence Observation 4. \square

Proposition 5. The number of crossed value at the end of Phase One, $|X(\alpha, t)| = |X(s, t)| - (i - 1)$ and the number of alternating cycles in α is at most the number of alternating cycles in s , i.e., $\chi(\alpha, t) \leq \chi(s, t)$.

Proof. By Observation 4, in Phase One, every move is a settling move. When a move is a settling move, its previous move swaps the value in the first position with a crossed value. Hence, during the Phase One, the number of crossed values

come down by $(i-1)$. Every settling move splits an existing cycle into a singleton cycle and another cycle which contains the first value. Since neither of the above, is an alternating cycle $\chi(\alpha, t) \leq \chi(s, t)$. \square

Proposition 6. The number of alternating cycles at the end of Phase Two,

$$\chi(\gamma, t) \leq \begin{cases} 1, & \text{when } ULL(\alpha, t) = URR(\alpha, t) = ULR(\alpha, t) = \emptyset \\ \chi(\alpha, t) + 1, & \text{otherwise.} \end{cases} \quad (2)$$

Also, the number of moves in Phase Two,

$$m_2 \leq \begin{cases} 2, & \text{when } ULL(\alpha, t) = URR(\alpha, t) = ULR(\alpha, t) = \emptyset \\ 2 \max\{|ULL(\alpha, t)|, |URR(\alpha, t)|\} + 1, & \text{otherwise.} \end{cases} \quad (3)$$

Furthermore, the number of crossed values in γ ,

$$|X(\gamma, t)| \leq \begin{cases} |X(\alpha, t)| + 2, & \text{when } ULL(\alpha, t) = URR(\alpha, t) = ULR(\alpha, t) = \emptyset \\ |X(\alpha, t)| + 2 \max\{|ULL(\alpha, t)|, |URR(\alpha, t)|\}, & \text{otherwise.} \end{cases} \quad (4)$$

Proof. At first, let us prove the claim on the number of alternating cycles at the end of Phase two, i.e., $\chi(\gamma, t)$. In Phase Two, when $|ULL(\alpha, t)| + |URR(\alpha, t)| = 0$ and $|ULR(\alpha, t)| = 0$, there will be at least one crossing move. This move will be carried out with either $t(1)$ or a settled value (Case 3.2). If it is carried out with $t(1)$, then it will be the final crossing move. Otherwise, the very next move will be carried out with $t(1)$ and will represent the final crossing move. In both cases, $\gamma(1) = t(1)$. Also, there will be exactly one crossed value in both halves of γ . Since all the remaining values are settled values, the crossed values in γ will form an alternating cycle. Hence $\chi(\gamma, t) = 1$.

Now, let us consider the case when $ULL(\alpha, t)$ or $URR(\alpha, t)$ or $ULR(\alpha, t)$ is non-empty. We will first show that, the number of alternating cycles before the final crossing move in Phase Two is at most two more than the number of alternating cycles at the end of Phase One, i.e., $\chi(\beta, t) \leq \chi(\alpha, t) + 2$.

In a crossing move of an even permutation, if the exchange happens either with a settled left value or an unsettled left value that does not belong to the cycle containing 1, this will result in a merging of two cycles into a new cycle. Since this new cycle contains 1, it will not be an alternating cycle (Section B). If the exchange takes an unsettled left value from a cycle containing 1, this will break the cycle into two. One of which contains 1 and hence not an alternating cycle. The second one will not be an alternating cycle if it further contains any other unsettled left value. This means the only case in which a new alternating cycle may be created is the crossing move from the even permutation with $|ULL| = 1$ and the crossing move from the odd permutation with $|URR| = 1$. Hence $\chi(\beta, t) \leq \chi(\alpha, t) + 2$.

If there is an alternating cycle before the Final Crossing Move (i.e., in the permutation β), the Final Crossing Move exchanges an already crossed value in

this cycle (Case 3.1), resulting in the merging of the two cycles. This will reduce the number of alternating cycles in γ by one. Hence $\chi(\gamma, t) \leq \chi(\beta, t) - 1 = \chi(\alpha, t) + 1$.

Next we prove the claim on the number of moves in Phase Two. If $ULL(\alpha, t), URR(\alpha, t)$ and $ULR(\alpha, t)$ are empty, we have one crossing move, if $d(1) \in L_\alpha$ and two otherwise (Case 3.2).

When $ULL(\alpha, t)$ and $URR(\alpha, t)$ are empty but $|ULR(\alpha, t)| > 0$, we have one crossing move (Case 3.1). If either $ULL(\alpha, t)$ or $URR(\alpha, t)$ is non-empty, the larger of the two reduces by one in every alternate crossing move of Case 2 of Algorithm 1. If at least two crossing moves of Case 2 happen, Case 3.2 will not occur. Hence we can conclude that, the number of crossing moves is at most $2 \max\{|ULL(\alpha)|, |URR(\alpha)|\} + 1$, when $|ULL(\alpha)| + |URR(\alpha)| > 0$.

Lastly, we prove the claim on the number of crossed values after Phase Two. Since every move of Phase Two adds at most one element to either ULR or URL , $|X(\gamma, t)| \leq |X(\alpha, t)| + m_2$. Further, either $ULR(\alpha, t) \neq \emptyset$ or if at least two crossing moves of Case 2 happen, Case 3.2 will not occur. Hence the final crossing move (Case 3.1) will only replace one crossed value with another. \square

Proposition 7. The number of moves in the Phase Three is equal to $|X(\gamma, t)| + c(\gamma, t)$.

Proof. In [2] Akers and Murthy proved that the minimum number of steps required to reach a node, t , from a node s in S_n , denoted by d is

$$d = \begin{cases} m(s, t) + c(s, t), & \text{if } s(1) = t(1) \\ m(s, t) + c(s, t) - 2, & \text{otherwise.} \end{cases} \quad (5)$$

where $m(s, t)$ is the number of mismatched values (i.e., the values that are not in their correct position) in s and $c(s, t)$ is the number of cycles in s with respect to t . But we know that

$$m(s, t) = \begin{cases} |ULL(s, t)| + |URR(s, t)| + |X(s, t)|, & \text{if } s(1) = t(1). \\ |ULL(s, t)| + |URR(s, t)| + |X(s, t)| + 2, & \text{otherwise.} \end{cases} \quad (6)$$

Therefore we can write Equation 5 as,

$$d = |ULL(s, t)| + |URR(s, t)| + |X(s, t)| + c(s, t). \quad (7)$$

Since $|ULL(\gamma, t)| = |URR(\gamma, t)| = 0$, using Equation 7, we can conclude that the number of moves in the Phase Three is equal to $|X(\gamma, t)| + c(\gamma, t)$. \square

Let i be the number of steps taken by the algorithm in Phase One. Using propositions 6 and 7 we can bound the total number of steps, \vec{d} , taken by the algorithm as

$$\vec{d} \leq \begin{cases} i + 2 + (|X(\gamma, t)| + c(\gamma, t)), & \text{when } ULL(\alpha, t) = URR(\alpha, t) = ULR(\alpha, t) = \emptyset \\ i + (2 \max\{|ULL(\alpha, t)|, |URR(\alpha, t)|\} + 1) + (|X(\gamma, t)| + c(\gamma, t)), & \text{otherwise.} \end{cases} \quad (8)$$

Let us first consider the case when $ULL(\alpha, t)$, $URR(\alpha, t)$ and $ULR(\alpha, t)$ are empty. By Proposition 5, we know that,

$$|X(\alpha, t)| = |X(s, t)| - (i - 1). \quad (9)$$

When $|ULR(\alpha, t)| = 0$, there can be at most one crossed left value in the right half of α and hence $|X(\alpha, t)|$ is at most 1. From Proposition 6, we know that the number of moves in Phase Two of this case is at most 2, $|X(\gamma, t)| \leq |X(\alpha, t)| + 2$ and $\chi(\gamma, t) = 1$. In fact, as discussed in the proof of Proposition 6, this alternating cycle is the only cycle in γ . Therefore, $c(\gamma, t) = 1$. Using these observations in Equation 8, we will get

$$\vec{d} \leq |X(s, t)| + 6. \quad (10)$$

Next we consider the case when either $ULL(\alpha, t)$ or $URR(\alpha, t)$ or $ULR(\alpha, t)$ is non-empty. By Proposition 6, we have

$$|X(\gamma, t)| \leq |X(\alpha, t)| + 2 \max\{|ULL(\alpha, t)|, |URR(\alpha, t)|\}. \quad (11)$$

Since $|X(\alpha, t)| \leq |X(s, t)| - (i - 1)$ (Proposition 5), we can rewrite the Equation (11) as

$$|X(\gamma, t)| \leq |X(s, t)| - (i - 1) + 2 \max\{|ULL(\alpha, t)|, |URR(\alpha, t)|\}. \quad (12)$$

Since $ULL(\gamma, t)$ and $URR(\gamma, t)$ are empty, the only non-singleton cycles in γ are the alternating cycles of γ and the one which contain $\gamma(1)$. Hence

$$c(\gamma, t) \leq \chi(\gamma, t) + 1. \quad (13)$$

Since $\chi(\gamma, t) \leq \chi(\alpha, t) + 1$, (Proposition 6) and $\chi(\alpha, t) \leq \chi(s, t)$, (Proposition 5) we can write Equation 13 as,

$$c(\gamma, t) \leq \chi(s, t) + 2. \quad (14)$$

Since $ULL(\alpha, t) \subseteq ULL(s, t)$, $URR(\alpha, t) \subseteq URR(s, t)$ and by using Equations (12) and (14), we can rewrite Equation (8) as

$$\vec{d} \leq 4 \max\{|ULL(s, t)|, |URR(s, t)|\} + |X(s, t)| + \chi(s, t) + 4. \quad (15)$$

Combining the results in Equation 10 and Equation 15, we can conclude that the number of steps taken by Algorithm 1 to send a packet from s to t is at most

$$|X(s, t)| + \max\{6, y\}$$

steps, where

$$y = 4 \max\{|ULL(s, t)|, |URR(s, t)|\} + \chi(s, t) + 4.$$

Hence Theorem 3. □

Corollary 1. *Let d be the distance between any two nodes s and t in the unoriented star graph S_n . Then \vec{d} , the distance between s and t in the oriented star graph \vec{S}_n oriented using scheme in [11] is upper bounded as,*

$$\vec{d} \leq 4d + 4 \quad (16)$$

Proof. First we consider the case when $y \leq 6$ in Theorem 3. In this case, $\vec{d} \leq |X(s, t)| + 6$. Since $d \geq |X(s, t)|$ (Equation 7), $\vec{d} \leq d + 6$ which is at most $4d + 4$ for all $d \geq 1$. Now, let us consider the case when $y > 6$ in Theorem 3. Hence

$$\vec{d} \leq |X(s, t)| + 4 \max\{|ULL(s, t)|, |URR(s, t)|\} + \chi(s, t) + 4. \quad (17)$$

By Equation 7, we know that

$$d = |ULL(s, t)| + |URR(s, t)| + |X(s, t)| + c(s, t). \quad (18)$$

Since,

$$\chi(s, t) \leq c(s, t), \quad (19)$$

we can rewrite the Equation 17 as,

$$\begin{aligned} \vec{d} &\leq 4 \max\{|ULL(s, t)|, |URR(s, t)|\} + |X(s, t)| + c(s, t) + 4 \\ &\leq 4(|ULL(s, t)| + |URR(s, t)|) + |X(s, t)| + c(s, t) + 4 \\ &\leq 4d + 4. \end{aligned} \quad (20)$$

□

Corollary 2. *The diameter of the oriented star graph \vec{S}_n ,*

$$\text{diam}(\vec{S}_n) \leq \begin{cases} 2n + 2, & \text{when } n \text{ is odd,} \\ 2n + 4, & \text{otherwise.} \end{cases} \quad (21)$$

Proof. Let s and t be two vertices in \vec{S}_n such that $\vec{d}(s, t)$ is maximised. That is, $\text{diam}(G) = \vec{d}(s, t)$. By Theorem 3, the number of steps that Algorithm 1 takes to send a packet from s to t is at most $|X(s, t)| + \max\{6, y\}$, where

$$y = 4 \max\{|ULL(s, t)|, |URR(s, t)|\} + \chi(s, t) + 4.$$

Since $|X(s, t)| \leq n$, we have $|X(s, t)| + 5 \leq 2n + 2$ for all $n \geq 3$. So we can assume that $y \geq 6$ and therefore,

$$\text{diam}(G) \leq |X(s, t)| + 4 \max\{|ULL(s, t)|, |URR(s, t)|\} + \chi(s, t) + 4. \quad (22)$$

Suppose, $|ULL(s, t)| \geq |URR(s, t)|$. We know that $X(s, t) = ULR(s, t) \cup URL(s, t)$, and $\chi(s, t)$ is at most $|ULR(s, t)|$. Hence Eqn. 22 becomes

$$\text{diam}(G) \leq 4|ULL(s, t)| + 2|ULR(s, t)| + |URL(s, t)| + 4. \quad (23)$$

Since, $|URL(s, t)|$ right values of t are not in the right half of s , at least $(|URL(s, t)| - 1)$ of them are in the left half of s . That is $|ULR(s, t)| \geq |URL(s, t)| - 1$. We can improve this bound if $t(1)$ is not in the left half of s . If $t(1)$ is in the first position of s , then $|URL(s, t)| = |ULR(s, t)|$. If $t(1)$ is in the right half of s , then $(|URL(s, t)| + 1)$ right values of t are not in the right half of s , and hence at least $|URL(s, t)|$ of them are in the left half of s . Therefore,

$$\text{diam}(G) \leq \begin{cases} 4|ULL(s, t)| + 3|ULR(s, t)| + 5, & \text{if } t(1) \in L(s) \\ 4|ULL(s, t)| + 3|ULR(s, t)| + 4, & \text{otherwise.} \end{cases} \quad (24)$$

Since $|ULL(s, t)| + |ULR(s, t)|$ is at most $|L(s)| - 1$ in the former case above and $|L(s)|$ in the latter case above, we get

$$\text{diam}(G) \leq 4|L(s)| + 4.$$

Since $|L(s)|$ is $(n - 1)/2$ when n is odd and $n/2$ when n is even, we satisfy Equation 21. The case when $|URR(s, t)| > |ULL(s, t)|$ is similar and hence omitted. \square

Day and Tripathi have numerically computed the diameter of \vec{S}_n for n in the range 3 to 9 [7]. Our bounds on the diameter of \vec{S}_n agrees with their computation when $n \leq 8$. For $n = 9$ our upper bound is 20 while their computation reports 24.

References

1. Akers, S.B.: The star graph: An attractive alternative to the n-cube. In: Proc. Int'l Conf. Parallel Processing. (1987)
2. Akers, S.B., Krishnamurthy, B.: A group-theoretic model for symmetric interconnection networks. IEEE Transactions on Computers **38**(4), 555–566 (1989)
3. Cheng, E., Lipman, M.J.: Unidirectional (n, k) -star graphs. Journal of Interconnection Networks **3**(01n02), 19–34 (2002)
4. Chou, C.H., Du, D.H.: Uni-directional hypercubes. In: Proceedings of Supercomputing'90. pp. 254–263. IEEE (1990)
5. Chvátal, V., Thomassen, C.: Distances in orientations of graphs. Journal of Combinatorial Theory, Series B **24**(1), 61–75 (1978)
6. Dankelmann, P., Guo, Y., Surmacs, M.: Oriented diameter of graphs with given maximum degree. Journal of Graph Theory **88**(1), 5–17 (2018)
7. Day, K., Tripathi, A.: Unidirectional star graphs. Information Processing Letters **45**(3), 123–129 (1993)
8. Eggemann, N., Noble, S.D.: Minimizing the oriented diameter of a planar graph. Electronic Notes in Discrete Mathematics **34**, 267–271 (2009)
9. Fomin, F.V., Matamala, M., Rapaport, I.: Complexity of approximating the oriented diameter of chordal graphs. Journal of Graph Theory **45**(4), 255–269 (2004)
10. Fomin, F.V., Matamala, M., Prisner, E., Rapaport, I.: At-free graphs: linear bounds for the oriented diameter. Discrete applied mathematics **141**(1-3), 135–148 (2004)
11. Fujita, S.: On oriented diameter of star graphs. In: Computing and Networking (CANDAR), 2013 First International Symposium on. pp. 48–56. IEEE (2013)

12. König, J.C., Krumme, D.W., Lazard, E.: Diameter-preserving orientations of the torus. *Networks* **32**(1), 1–11 (1998)
13. Robbins, H.E.: A theorem on graphs, with an application to a problem of traffic control. *The American Mathematical Monthly* **46**(5), 281–283 (1939)