

# Non-parametric targeted Bayesian estimation of class proportions in unlabeled data

Iván Díaz <sup>\*1</sup>, Oleksander Savenkov<sup>1</sup>, and Hooman Kamel<sup>3</sup>

<sup>1</sup>Division of Biostatistics, Weill Cornell Medicine.

<sup>3</sup>Department of Neurology, Weill Cornell Medicine.

November 26, 2019

## Abstract

We introduce a novel Bayesian estimator for the class proportion in an unlabeled dataset, based on the targeted learning framework. Our procedure requires the specification of a prior (and outputs a posterior) only for the target of inference, instead of the prior (and posterior) on the full-data distribution employed by classical non-parametric Bayesian methods. When the scientific question can be characterized by a low-dimensional parameter functional, focus on such a prior and posterior distributions is more aligned with Bayesian subjectivism, compared to focus on entire data distributions. We prove a Bernstein-von Mises-type result for our proposed Bayesian procedure, which guarantees that the posterior distribution converges to the distribution of an efficient, asymptotically linear estimator. In particular, the posterior is Gaussian, doubly robust, and efficient in the limit, under the only assumption that certain nuisance parameters are estimated at slow rates. We perform numerical studies illustrating the frequentist properties of the method. We also illustrate their use in a motivating application to estimate the proportion of embolic strokes of undetermined source arising from occult cardiac sources or large-artery atherosclerotic lesions. Though we focus on the motivating example of the proportion of cases in an unlabeled dataset, the procedure is general and can be adapted to estimate any pathwise differentiable parameter in a non-parametric model.

## 1 Introduction

The interpretation of the mathematical concept of probability is the source of a historical divide of statistical methods between Bayesian and frequentist (Fienberg et al., 2006). An *objective* interpretation of probability as the frequency of events is often associated with frequentist statistics; a *subjective* interpretation as a representation of a state of knowledge or the quantification of a subjective belief about nature is related to Bayesian statistics (Cox, 1946; De Finetti, 2017). Additionally, Bayesian and frequentist data analysis can be performed in (*semi*)-*parametric* or *non-parametric* models, depending on the dimension assumed for the parameters indexing the model.

---

\*corresponding author: ild2005@med.cornell.edu

Nonparametric inference methods are often preferred as they help avoid critical reliance on assumptions on the functional form of the data probability distributions, which are often scientifically unjustifiable. The majority of the Bayesian statistics literature focuses on studying the prior and posterior probabilistic behavior of the index of the statistical model, whether the index is an Euclidean or infinite-dimensional parameter. When the object of scientific inquiry is characterized by a low-dimensional functional of the data distribution, there is a dissonance between non-parametric Bayesian methods, which require priors on full data distributions, and the subjective interpretation of probability in terms of the state of knowledge on the low-dimensional parameter. This dissonance is partly responsible for the widespread use of non-informative priors in Bayesian inference (Kass and Wasserman, 1996). In an attempt to remedy this issue, the task of “prior elicitation”, by which a prior on the parameters indexing the model is constructed from available scientific knowledge, has received some attention. However, most available methods work only for parametric models (e.g., Chaloner, 1996; Ibrahim and Sinha, 1998; Chen et al., 1999, 2003; Albert et al., 2012), and methods for the nonparametric case are scarce. Among the few methods in non-parametric Bayes, Kessler et al. (2015) propose a solution by means of marginally specified priors, in which the prior distribution is decomposed into two parts: an informative prior on a finite set of functionals, and an informative prior on the rest of the infinite-dimensional parameter. Bush et al. (2010) discuss the elicitation of a Dirichlet process prior distribution in the context of analysis of variance. Other methods attempt to specify the prior through empirical Bayes, i.e., estimating it from data (e.g., Escobar and West, 1995; McAuliffe et al., 2006).

In this paper, we introduce a solution to the above problem through a method called *targeted Bayesian learning*, which is a method to update the subjective belief on a low-dimensional functional of interest representing the object of scientific inquiry. Prior and posterior distributions are constructed to reflect prior and posterior knowledge about specific target phenomena represented by low-dimensional functionals, in contrast to non-parametric Bayesian methods that focus on whole probability distributions. Similar to our goal, Bissiri et al. (2016) (see also PAC Bayesian learning, e.g., McAllester (1999)) propose a procedure to update the belief distribution of a parameter defined as the minimizer of a risk function. We present more general methods that can be used to update the belief distribution of a parameter defined as any pathwise differentiable non-parametric functional (i.e., not only risk minimizers) of the observed data distribution. Our methods are rooted in the theory for efficient estimation of low-dimensional parameters in general semi-parametric models, of which the foundational frequentist concepts were laid by Stein et al. (1956); Koshevnik and Levit (1977); Pfanzagl and Wefelmeyer (1982); Begun et al. (1983); van der Vaart (1991); Newey (1994); van der Vaart and Wellner (1996); Bickel et al. (1997), among others. The theory is based on notions of functional analysis and differential geometry. Of central importance is the concept of a least-favorable submodel, loosely defined as any parametric submodel that achieves the non-parametric efficiency bound for the target parameter. This theory has led to a number of frequentist estimation methods, for example, see Robins et al. (1994); van der Laan and Robins (2003); Bang and Robins (2005); Tsiatis (2006); Chernozhukov et al. (2018) for methods based on estimating equations, Pfanzagl and Wefelmeyer (1982) for one-step Newton-Raphson corrections. Our proposed Bayesian method is more closely related to the targeted maximum likelihood estimation (targeted MLE) framework (van der Laan and Rose, 2011, 2018), which can be loosely described as computation of the MLE of the target parameter in (an estimate of) the least-favorable parametric submodel. The proposed targeted Bayesian learning proposal follows trivially from direct analogy to classical Bayes: one only needs to specify the likelihood in

the parametric least-favorable submodel, and “turn the Bayesian crank” to obtain a targeted posterior distribution of the parameter in the (estimated) least favorable submodel. The posterior on the target parameter is thus computed by applying the corresponding map to the least favorable submodel. This surprisingly simple but powerful idea was first proposed in a technical report ([van der Laan, 2008](#), page 178) in the context of sequential adaptive designs. [Díaz et al. \(2011\)](#) demonstrated its use in the context of estimation of the average treatment effect of a binary exposure in an observational study, but no further work on this area exists. The least favorable submodel is often known up to a nuisance parameter that must be estimated. We allow for estimation of these nuisance parameters to be performed using flexible machine learning estimators.

Our approach also facilitates the asymptotic analysis of the posterior distribution, compared to non-targeted non-parametric Bayesian methods. Typical results for non-parametric Bayes include consistency in the Hellinger distance, but obtaining convergence rates is usually difficult and requires strong assumptions ([Wasserman, 1998](#); [Freedman et al., 1999](#)). In contrast, targeted Bayesian learning yields convergence of the posterior distribution at  $n^{1/2}$ -rate to the asymptotic distribution of the targeted MLE. This is in complete analogy to parametric Bayesian analysis in which the posterior is shown to converge to the asymptotic distribution of the MLE (see the Bernstein-von Mises theorems in [Kleijn et al., 2012](#); [Bickel et al., 2012](#)). Our results thus show that the Bayesian posterior distribution inherits important properties of the targeted MLE such as local efficiency and double robustness.

Related to the above properties, several authors have proposed methods to endow Bayesian methods for causal inference parameters with frequentist properties such as double robustness and efficiency. These methods proceed using one of three strategies: constructing a pseudo-likelihood function where each observation is weighted using inverse-probability weights (e.g., [Saarela et al., 2015](#)), modifying the expected utility to include importance sampling weights (e.g., [Saarela et al., 2016](#)), or performing non-parametric Bayes on the full distribution and computing the posterior of the expectation of the doubly robust estimating equation (e.g., [Antonelli and Dominici, 2018](#)). [Robins et al. \(2015\)](#) critiqued these methods on the grounds that “Bayesian logic is rigidly defined: given a likelihood and a prior, one turns the Bayesian crank to obtain a posterior. There is no wiggle room.” The main argument, based on the Robins-Ritov paradox ([Robins and Ritov, 1997](#)), is that the target parameter is not a function of the propensity score, and therefore the target posterior cannot depend on the propensity score. Our method naturally incorporates the propensity score through the Fisher information of the least-favorable submodel, thus providing a natural way to perform Bayesian non-parametric estimation with desirable frequentist properties such as efficiency and double robustness.

We present the methods and ideas in the context of estimating the proportion of cases in an unlabeled dataset. This choice of parameter is motivated by an application to the study of the relation between stroke and cardiac embolism. Embolic strokes of undetermined source (ESUS) are thought to arise mostly from occult cardiac sources or large-artery atherosclerotic lesions and, less frequently, other causes. However, the proportion ESUS arising from occult cardiac sources remains unclear. Knowing the proportion of cardioembolic strokes is important because these patients may benefit from anticoagulant therapy for secondary stroke prevention. Prior studies indicate that this proportion could be as large as 30% ([Montero et al., 2016](#)), but such estimates are based on imperfect clinical inferences. The goal of our study is to estimate this proportion based on the Cornell Acute Stroke Academic Registry (CAESAR), which includes all patients (approx. 1700) with acute ischemic stroke at our hospital from 2011-2016 and 187 features extracted from

echocardiography, while taking into account the knowledge available from prior studies that the probability may be around 30%. Though we present the methods in the context of this motivating example, the ideas developed here are of general applicability to any pathwise differentiable parameter in the non-parametric model.

## 2 Inferential problem

We let  $X$  denote a vector of features or predictors (e.g., features of the echocardiogram), let  $Y \in \{0, 1\}$  denote a binary outcome (e.g., whether a stroke is of cardiac source), and let  $L \in \{0, 1\}$  denote a binary variable equal to one if the data corresponding to  $X$  is labeled (e.g., whether the source of the stroke is known), and 0 otherwise. We let  $Q$  denote the distribution of the triplet  $Z = (X, L, LY)$  in the population of interest, and assume that  $Q$  is dominated by a measure  $\nu$  with density  $q$ . We let  $q$  be an element of the non-parametric model  $\mathcal{M}$ . For a function  $f : z \rightarrow \mathbb{R}$  we use  $Qf$  to denote  $\int f dQ$ . In this paper we focus on estimating  $\theta = E(Y | L = 0)$ , where  $E(\cdot)$  denotes expectation with respect to  $Q$ . The parameter  $\theta$  is often referred to as the class proportion in unlabeled data.

The methods we present are valid under random and matched-cohort sampling from  $Q$ . In matched-cohort studies, a sample of  $n_0$  of unlabeled units is observed along with  $n_1 = kn_0$  labeled units, where  $k$  labeled units are sampled for each unlabeled unit. Unlabeled and labeled units can be matched on a subset of discrete features  $W \subseteq X$ . We use  $\bar{W} = X \setminus W$  to denote the features that are not used for matching. Under no matching we have  $W = \emptyset$  and we simply observed two separate samples from labeled and unlabeled units. In the sequel we assume  $Z_1, \dots, Z_n$  denotes an i.i.d. sample from a distribution  $P$ , where  $P = Q$  for random sampling and

$$p(Z) = q(LY | L, X)q(\bar{W} | W, L)q(W | L = 0)r^L(1 - r)^{1-L}$$

for matched-cohort sampling (Kennedy et al., 2015). We will sometimes use the notation  $\bar{Z}_n = (Z_1, \dots, Z_n)$ . Here  $r = k/(k + 1)$  is the probability that  $L = 1$  under  $P$ . Under random sampling we define  $r = P(L = 1)$ .

Let  $P_n$  denote the empirical distribution of  $Z_1, \dots, Z_n$ , let  $m(x) = E(Y | L = 1, X = x)$  denote the outcome expectation (class probability) in the labeled data, and  $g(x) = P(L = 1 | X = x)$  denote the sampling mechanism that gives rise to the biased sample of labeled data. Note that  $m(x)$  is the same under random and matched-cohort sampling, but  $g(x)$  may differ. Clearly,  $\theta = E(Y | L = 0)$  is not identifiable from  $P$  without additional assumptions. Throughout the paper we make the following assumptions:

**A1 (Exchangeability).** Assume  $E(Y | L = 1, X) = E(Y | L = 0, X)$ .

**A2 (Overlap).** Assume  $P\{g(X) > \epsilon | L = 0\} = 1$  for some  $\epsilon > 0$ .

Assumption **A1** is standard in missing data problems (Rubin, 1974) and is satisfied if units are labeled/unlabeled completely at random within strata of the features  $X$ . Assumption **A2** states that there is enough overlap between the  $X$  distributions of labeled and unlabeled units to allow identification. Under these assumptions, the class probability  $\theta$  may be expressed as

$$\theta = E\{E(Y | L = 0, X) | L = 0\} = E\{m(X) | L = 0\},$$

where the first equality follows from the rule of iterated expectation and the second from [A1](#) and the definition of  $m$ . Assumption [A2](#) is necessary so that conditional expectations are supported in the data, and to ensure regularity of the parameter.

We will sometimes use  $\Theta$  to denote the parameter functional  $P \mapsto E\{m(X) \mid L = 0\}$  that maps any distribution  $P \in \mathcal{M}$  into a parameter value in  $[0, 1]$ . In [§3](#) below we discuss non-parametric efficient estimation of  $\theta$  in a frequentist setting, reviewing relevant concepts such as the efficiency bound and the least favorable parametric sub-model. These concepts will then serve as the foundation for the proposal of Bayesian non-parametric estimators developed in [§4](#), which constitute the main contribution of this manuscript.

### 3 Non-parametric efficient frequentist estimation

We start this section by reviewing two fundamental and related concepts in efficient non-parametric estimation theory: the efficient influence function (EIF) and least-favorable submodel. These concepts are central to the Bayesian procedure proposed in [§4](#). We will provide a heuristic discussion, a rigorous treatment may be found, for example, in [Bickel et al. \(1997\)](#). We then review the targeted MLE for this parameter, originally proposed by [Hubbard et al. \(2011\)](#).

#### 3.1 Preliminaries in frequentist efficiency theory

Consider a parametric submodel  $\mathcal{M}_\varepsilon = \{p_\varepsilon : \varepsilon \in \mathbb{R}\} \subset \mathcal{M}$  such that  $p_0 = p$ . Estimating the parameter  $\Theta(P)$  in the model  $\mathcal{M}$  is clearly more difficult than estimating it in  $\mathcal{M}_\varepsilon$  ([van der Vaart, 1998](#)). The efficiency bound in  $\mathcal{M}$  can thus be defined as the supremum of the Cramér-Rao bounds of all parametric submodels  $\mathcal{M}_\varepsilon$  that locally cover  $\mathcal{M}$ . The least favorable submodel, also referred to as the “hardest” submodel, can thus be defined as any submodel achieving this efficiency bound.

More precisely, for a mean-zero function  $h$  such that  $\|h\|_\infty < \infty$ , define a submodel  $\{p_{\varepsilon,h} : \varepsilon\}$  such as the exponential tilting model  $p_{\varepsilon,h}(z) \propto \exp\{\varepsilon h(z)\}p(z)$ . Note that the score of this model is precisely the function  $h$ , and that  $h$  uniquely determines the submodel and therefore there is a correspondence between submodels and score functions. The Cramér-Rao bound for estimating  $\theta$  in  $\mathcal{M}_\varepsilon$  is given by

$$\left. \frac{d}{d\varepsilon} \Theta(P_{\varepsilon,h}) \right|_{\varepsilon=0} = \frac{1}{P h^2}. \quad (1)$$

This expression reveals that efficient semiparametric inference is only possible for parameters that are smooth enough in the sense that they are *pathwise differentiable*, i.e., in the sense that the derivative in the above expression exists. In that case, the Riesz representation theorem shows that the derivative must admit the representation

$$\left. \frac{d}{d\varepsilon} \Theta(P_{\varepsilon,h}) \right|_{\varepsilon=0} = P \lambda h, \quad (2)$$

for some function  $\lambda$  with  $P \lambda = 0$  and  $P \lambda^2 < \infty$ . Any such function  $\lambda$  is called a *gradient* of the pathwise derivative. Importantly, this gradient is not uniquely defined for general semi-parametric models, but it is unique for non-parametric models. Taking the supremum of all Cramér-Rao

bounds across score functions  $h$ , together with pathwise differentiability of  $\Theta$ , the Cauchy-Schwarz inequality yields

$$\sup_h \frac{\mathbb{P}\lambda h}{\mathbb{P}h^2} \leq \mathbb{P}\lambda^2,$$

with equality only if  $\lambda$  is an element of the closed linear span of the score space  $L_2^0(\mathbb{P})$  of all functions  $h$  with mean zero and finite variance under  $\mathbb{P}$ . The unique projection of any gradient onto  $L_2^0(\mathbb{P})$  is referred to as the *canonical gradient*, *efficient influence function* (EIF), or *efficient score*. In the sequel we use  $\lambda$  to denote the EIF in a slight abuse of notation. This function characterizes the semiparametric efficiency bound. In particular, all regular estimators of  $\theta$  have an asymptotic variance larger than or equal to  $\mathbb{P}\lambda^2$  (see the Hájek convolution theorem in [Hájek, 1970](#); [Bickel et al., 1997](#)). The convolution theorem in fact proves a stronger result: it states that the optimal asymptotic distribution for any estimator  $\hat{\theta}$  is  $\sqrt{n}(\hat{\theta} - \theta) \rightsquigarrow N(0, \mathbb{P}\lambda^2)$ , where we use  $\rightsquigarrow$  to denote weak convergence.

For the particular case of the parameter  $\Theta(\mathbb{P}) = \mathbb{E}\{m(X) \mid L = 0\}$ , the efficient influence function under random sampling is given by ([Hahn, 1998](#)):

$$\lambda_\eta(Z) = \frac{L}{g(X)} \frac{1 - g(X)}{1 - r} \{Y - m(X)\} + \frac{1 - L}{1 - r} \{m(X) - \theta\},$$

where we have added the index  $\eta = (m, g)$  to the notation to highlight the dependence of  $\lambda$  on these nuisance parameters. [Kennedy et al. \(2015\)](#) showed that the same influence function is valid under matched-cohort sampling. The efficiency bound is thus given by  $\text{var}\{\lambda_\eta(Z)\} = \mathbb{P}\lambda_\eta^2 = \mathbb{P}\psi_\eta$ , where we define

$$\psi_\eta(z) = \frac{1 - g(x)}{(1 - r)^2} \left\{ \frac{1 - g(x)}{g(x)} \sigma^2(x) + \{m(x) - \theta\}^2 \right\}, \quad (3)$$

and  $\sigma^2(x) = \text{var}(Y \mid L = 1, X = x)$ . We will now proceed to construct a parametric submodel that attains this efficiency bound. The frequentist targeted maximum likelihood estimator reviewed in §3.3 proceeds by performing MLE in this submodel, by means of an iterated procedure that updates initial estimators  $\hat{\eta} = (\hat{m}, \hat{g})$  until the score equations of the submodel are solved. This submodel is also at the center of our Bayesian targeted proposal, as it provides an appropriate likelihood to use for updating a prior distribution on  $\theta$  that guarantees desirable properties of the posterior distribution such as double robustness and efficiency.

## 3.2 Least favorable submodel

The construction of a least favorable submodel will be based on the factorization of the likelihood  $p(Z) = p(Y \mid L, X)p(L \mid X)p(X)$ . The first step is to decompose the efficient score  $\lambda_\eta(z)$  into scores for each of the conditional probabilities in this factorization. This decomposition may be achieved by projecting  $\lambda_\eta(Z)$  into the space of scores for each model. For example, the score in the model for  $p(Y \mid L, X)$  is obtained by taking the projection of  $\lambda_\eta(Z)$  onto the space of functions of  $Z$  with conditional expectation given  $(L, X)$  equal to zero. This process yields the following

scores:

$$\begin{aligned}\lambda_{Y,\eta}(Z) &= H(X)L\{Y - m(X)\}, \quad \text{where } H(x) = \frac{1}{g(x)} \frac{1 - g(x)}{1 - r}; \\ \lambda_{L,\eta}(Z) &= M(X)\{L - g(X)\}, \quad \text{where } M(x) = -\frac{m(x) - \theta}{1 - r}; \\ \lambda_{X,\eta}(X) &= \frac{1 - g(X)}{1 - r} \{m(X) - \theta\}.\end{aligned}$$

We can now use these scores to construct exponential tilting least favorable submodels. For a univariate parameter  $\varepsilon \in \mathbb{R}$ , we use the following submodels

$$\begin{aligned}\text{logit } m_\varepsilon(x) &= \text{logit } m(x) + \varepsilon H(x), \\ \text{logit } g_\varepsilon(x) &= \text{logit } g(x) + \varepsilon M(x), \\ p_\varepsilon(x) &\propto \exp\{\varepsilon \lambda_{X,\eta}(x)\} p(x),\end{aligned}\tag{4}$$

where  $\text{logit}(p) = \log\{p/(1 - p)\}$ . It is easy to see that the scores of these submodels span the score  $\lambda_\eta(Z)$ , and that these submodels are such that  $p_0 = p$ . We will sometimes use  $\hat{m}_\varepsilon(x)$ ,  $\hat{g}_\varepsilon(x)$ , and  $\hat{p}_\varepsilon(x)$  to denote the above submodels with the true quantities  $m(x)$ ,  $g(x)$ , and  $p(x)$  replaced by initial estimates  $\hat{m}(x)$ ,  $\hat{g}(x)$ , and  $\hat{p}(x)$ .

### 3.3 Cross-fitted targeted maximum likelihood estimation

In this section we briefly discuss the construction of the targeted MLE for  $\theta$ . We first discuss the classical (that is, not cross-fitted) version of the targeted MLE, and then discuss its cross-fitted version that may be used to incorporate flexible data-adaptive methods in estimation of  $\eta$ . The interested reader is encouraged to consult [Hubbard et al. \(2011\)](#) for a more complete treatment of the targeted MLE for  $\theta$ , [Zheng and van der Laan \(2011\)](#) for cross-fitting in targeted MLE, and [van der Laan and Rose \(2011, 2018\)](#) for the targeted MLE of a variety of parameters.

Computation of the targeted MLE of  $\theta$  proceeds by estimating the parameter  $\varepsilon$  in the submodel (4), proceeding in an iterative fashion: (i) start with initial estimators  $\hat{\eta}$ , and estimate the parameters in  $\hat{m}_\varepsilon(x)$ ,  $\hat{g}_\varepsilon(x)$ , and  $\hat{p}_\varepsilon(x)$  with MLE (treating  $\hat{\eta}$  as fixed), and (ii) update  $\hat{m}(x) = \hat{m}_\varepsilon(x)$ ,  $\hat{g}(x) = \hat{g}_\varepsilon(x)$ , and  $\hat{p}(x) = \hat{p}_\varepsilon(x)$ . The iteration is repeated until convergence is achieved, that is, until  $\hat{\varepsilon} = o_P(n^{-1/2})$ . This implies  $n^{-1} \sum_{i=1}^n \lambda_{\hat{\eta}}(Z_i) = o_P(n^{-1/2})$ , where we use  $\tilde{m}(x)$ ,  $\tilde{g}(x)$ , and  $\tilde{p}(x)$  to denote the last estimates in the iteration, i.e., the maximum likelihood estimates targeted towards estimation of  $\theta$ . The classical targeted MLE of  $\theta$  is thus defined as

$$\hat{\theta} = \frac{1}{1 - \hat{r}} \frac{1}{n} \sum_{i=1}^n \{1 - \tilde{g}(X_i)\} \tilde{m}(X_i).$$

For the frequentist targeted MLE, [Hubbard et al. \(2011\)](#) use three different parameters in each of the submodels (4). In the frequentist case, this choice is more computationally convenient. In particular, when the empirical distribution  $P_n(x)$  is used to estimate  $P(x)$ , and the submodels are built with three different parameters, it is not necessary to fluctuate  $P_n(x)$  as it solves all score equations by definition. In addition, the fluctuation of the initial estimators for  $m(x)$  and  $g(x)$  may be carried out using existing software and methods for logistic regression. For the purpose

of Bayesian estimation, the choice of a single parameter  $\varepsilon$  in the submodels (4) will prove more convenient, as discussed below.

We introduce the following key assumption on the initial estimators of the nuisance parameters:

**A3** (Consistency of second order term). Assume  $\|\hat{g} - g\| \|\hat{m} - m\| = o_P(n^{-1/2})$ .

This assumption may be satisfied if both  $m(x)$  and  $g(x)$  are consistently estimated at certain slow (e.g.,  $n^{1/4}$ ) rates. To increase assurance that this assumption is satisfied, targeted MLE departs from the classical but unrealistic parametric setting by allowing usage of flexible data-adaptive estimators from the machine and statistical learning literature. The required rates are achievable by many data-adaptive regression algorithms. See for example [Bickel et al. \(2009\)](#) for rate results on  $\ell_1$  regularization, [Wager and Walther \(2015\)](#) for rate results on regression trees, and [Chen and White \(1999\)](#) for neural networks. The assumption may also be satisfied by the highly adaptive lasso (HAL, [Benkeser and van der Laan, 2016](#)) under the condition that the true regression functions are right-hand continuous with left-hand limits and have variation norm bounded by a constant. Ensemble learners such as the super learner ([van der Laan et al., 2007](#)) may also be used. Super learning builds a combination of predictors in a user-given library of candidate estimators, where the weights minimize the cross-validated risk of the resulting combination, and has important theoretical guarantees ([van der Laan & S. Dudoit & A.W. van der Vaart, 2006](#); [van der Vaart et al., 2006](#)) such as asymptotic equivalence to the oracle selector.

The analysis of classical targeted MLE relies on the powerful but restrictive empirical processes Donsker condition that the estimators  $\hat{g}$  and  $\hat{m}$  fall in function classes with bounded complexity, specifically bounded entropy integrals. Donsker conditions may be inappropriate when data-adaptive estimators, which live in complex spaces, are allowed for  $g$  and  $m$ . For example functions classes with unbounded variation are generally not Donsker, and highly adaptive estimators such as random forests may have unbounded variation. Fortunately, complexity assumptions may be avoided by introducing cross-fitting into the estimation procedure. Cross-fitting was first used in the context of targeted minimum loss-based estimation by [Zheng and van der Laan \(2011\)](#), and has also been applied to Neyman-orthogonal estimating equations ([Chernozhukov et al., 2016](#)). Let  $\mathcal{V}_1, \dots, \mathcal{V}_J$  denote a random partition of the index set  $\{1, \dots, n\}$  into  $J$  validation sets of approximately the same size. That is,  $\mathcal{V}_j \subset \{1, \dots, n\}$ ;  $\bigcup_{j=1}^J \mathcal{V}_j = \{1, \dots, n\}$ ; and  $\mathcal{V}_j \cap \mathcal{V}_{j'} = \emptyset$ . In addition, for each  $j$ , the associated training sample is given by  $\mathcal{T}_j = \{1, \dots, n\} \setminus \mathcal{V}_j$ . Denote by  $\hat{\eta}_{\mathcal{T}_j}$  the estimator of  $\eta$  obtained by training the corresponding prediction algorithms using only data in the sample  $\mathcal{T}_j$ . Let also  $j(i)$  denote the index of the validation set which contains observation  $i$ . The cross-fitted targeted MLE  $\tilde{\eta}_{\mathcal{T}_{j(i)}}(X_i)$  is constructed replacing  $\hat{\eta}(X_i)$  by its cross-fitted version  $\hat{\eta}_{\mathcal{T}_{j(i)}}(X_i)$  as the initial estimator in the TMLE algorithm. The cross-fitted targeted MLE of  $\theta$  is then given by

$$\tilde{\theta} = \frac{1}{1 - \hat{\tau}} \frac{1}{n} \sum_{i=1}^n \{1 - \tilde{g}_{\mathcal{T}_{j(i)}}(X_i)\} \tilde{m}_{\mathcal{T}_{j(i)}}(X_i).$$

For posterior reference, we present the following result due to [van der Laan \(2010\)](#) and [Zheng and van der Laan \(2011\)](#), which establishes the asymptotic optimality of the cross-fitted targeted MLE.

**Theorem 1** (Asymptotic linearity of cross-fitted targeted MLE). *Assume 7. Then the cross-fitted targeted MLE is asymptotically linear and efficient:*

$$\sqrt{n}(\tilde{\theta} - \theta) = \frac{1}{\sqrt{n}} \sum_{i=1}^n \lambda_{\eta}(Z_i) + o_P(1).$$



## 4 Targeted non-parametric Bayesian estimation

We now turn to describing our proposal to obtain a posterior distribution for  $\theta$  based on a prior distribution and an i.i.d. sample  $Z_1, \dots, Z_n$ . The procedure is carried out in three steps. First, we map a prior distribution  $\Pi_\theta$  on  $\theta$  to a prior distribution on the parameter  $\varepsilon$  of the least favorable submodel. Second, we estimate the posterior distribution on  $\varepsilon$  using the likelihood of the (cross-fitted) least favorable submodel. And lastly, we map the posterior on  $\varepsilon$  back into a posterior on  $\theta$ . We then prove that this algorithm results in a posterior distribution which converges to the distribution of the cross-fitted targeted MLE. The details of this process are described below.

In the sequel, for notational convenience we let  $\tilde{\eta}(X_i)$  denote the targeted cross-fitted MLE  $\tilde{\eta}_{\mathcal{T}_{j(i)}}(X_i)$ .

**Mapping a prior on  $\theta$  to a prior on  $\varepsilon$ .** The prior distribution  $\Pi_\theta(\theta)$  is assumed to have a density  $\pi_\theta(\theta)$  with respect to the Lebesgue measure. This density may be mapped into a prior density on  $\varepsilon$  using the map

$$\vartheta : \varepsilon \mapsto \Theta(\mathbb{P}_\varepsilon) = \frac{1}{1-r} \int \{1 - \mathbf{g}_\varepsilon(x)\} \mathbf{m}_\varepsilon(x) \mathbf{p}_\varepsilon(x) d\nu(x). \quad (5)$$

Denoting  $\vartheta'(\varepsilon)$  the derivative of this map, a prior density for  $\varepsilon$  may be constructed as

$$\pi_\varepsilon(\varepsilon) = |\vartheta'(\varepsilon)| \pi_\theta[\vartheta(\varepsilon)].$$

We let  $\tilde{\pi}_\varepsilon(\varepsilon)$ ,  $\tilde{\vartheta}(\varepsilon)$ , and  $\tilde{\vartheta}'(\varepsilon)$  denote the corresponding quantities computed when the unknown parameters  $\mathbf{m}(x)$ ,  $\mathbf{g}(x)$ , and  $\mathbf{p}(x)$  in  $\vartheta(\varepsilon)$  and  $\vartheta'(\varepsilon)$  are replaced by the cross-fitted targeted maximum likelihood estimates  $\tilde{\mathbf{m}}(x)$ ,  $\tilde{\mathbf{g}}(x)$ , and  $\tilde{\mathbf{p}}(x)$  obtained in the last step of the iterative cross-fitted targeted MLE procedure.

**Posterior distribution.** Given the prior density  $\tilde{\pi}_\varepsilon(\varepsilon)$ , and the likelihood of the least favorable submodel (4), the posterior density on  $\varepsilon$  is trivially given by

$$\tilde{\pi}_\varepsilon(\varepsilon \mid \bar{Z}_n) \propto \tilde{\pi}_\varepsilon(\varepsilon) \tilde{\mathbf{p}}(\bar{Z}_n \mid \varepsilon),$$

where

$$\tilde{\mathbf{p}}(\bar{Z}_n \mid \varepsilon) = \prod_{i=1}^n [\tilde{\mathbf{m}}_\varepsilon(X_i)^{Y_i} \{1 - \tilde{\mathbf{m}}_\varepsilon(X_i)\}^{1-Y_i}]^{L_i} \tilde{\mathbf{g}}_\varepsilon(X_i)^{L_i} \{1 - \tilde{\mathbf{g}}_\varepsilon(X_i)\}^{1-L_i} \tilde{\mathbf{p}}_\varepsilon(X_i) \quad (6)$$

is the likelihood in the least favorable submodel. Then, for a set  $\mathbb{B} \subseteq [0, 1]$ , its posterior measure with respect to  $\theta$  is simply the measure of the preimage of  $\mathbb{B}$  under  $\tilde{\vartheta}$  with respect to  $\varepsilon$ . That is,

$$\tilde{\Pi}_\theta(\mathbb{B} \mid \bar{Z}_n) = \tilde{\Pi}_\varepsilon\{\tilde{\vartheta}^{-1}(\mathbb{B}) \mid \bar{Z}_n\},$$

where  $\tilde{\Pi}_\varepsilon(\mathbb{A} \mid \bar{Z}_n) = \int_{\mathbb{A}} \tilde{\pi}_\varepsilon(\varepsilon \mid \bar{Z}_n) d\varepsilon$  denotes the posterior measure of  $\mathbb{A}$  with respect to  $\varepsilon$ , and  $\tilde{\vartheta}^{-1}(\mathbb{B}) = \{\varepsilon \in \mathbb{R} : \tilde{\vartheta}(\varepsilon) \in \mathbb{B}\}$ . A numerical approximation to this posterior distribution of  $\theta$  may be obtained by sampling a large number  $K$  of observations  $\varepsilon_k : k \in \{1, \dots, K\}$  from the density  $\tilde{\pi}_\varepsilon(\varepsilon \mid \bar{Z}_n)$ , and then evaluating  $\theta_k = \tilde{\vartheta}(\varepsilon_k)$ . Empirical quantiles and moments of the sample  $\theta_k : k \in \{1, \dots, K\}$  may be used to approximate quantiles and moments of  $\tilde{\Pi}_\theta(\cdot \mid \bar{Z}_n)$ ,

where this approximation can be made arbitrarily accurate by letting  $K \rightarrow \infty$ , up to computational restrictions.

In some applications it may be desirable to work directly with the posterior density of  $\theta$ , rather than its posterior distribution. The analytical expression of that density may be easily found under the following assumption on the map  $\vartheta$ :

**A4** (Piecewise smooth invertibility of  $\vartheta$ ). Assume that  $\mathbb{R}$  may be partitioned into (possibly countably infinite) intervals  $\mathbb{I}_j : j \in \{1, \dots, \infty\}$  such that  $\vartheta(\varepsilon)$  is equal to some  $\vartheta_j(\varepsilon)$  in  $\mathbb{I}_j$  and  $\vartheta_j$  has inverse function  $\chi_j$  with derivative  $\chi_j'$ .

Under **A4**, the posterior density of  $\theta$  may be written as

$$\begin{aligned} \tilde{\pi}_\theta(\theta \mid \bar{Z}_n) &= \sum_{j=1}^{\infty} \mathbb{1}_{\mathbb{I}_j} \{ \tilde{\chi}_j(\theta) \} \tilde{\pi}_\varepsilon \{ \tilde{\chi}_j(\theta) \} \tilde{\chi}_j'(\theta) \\ &\propto \pi_\theta(\theta) \sum_{j=1}^{\infty} \mathbb{1}_{\mathbb{I}_j} \{ \tilde{\chi}_j(\theta) \} \tilde{\mathbf{p}} \{ \bar{Z}_n \mid \tilde{\chi}_j(\theta) \}. \end{aligned}$$

As expected, it is easy to see that this posterior density corresponds to the classical Bayesian posterior obtained through a reparameterization of the likelihood of the least favorable submodel in terms of  $\theta = \tilde{\vartheta}(\varepsilon)$ .

## 4.1 Bernstein von-Mises type asymptotic convergence

In parametric Bayesian inference, the marginal posterior for the parameter of interest is expected to be asymptotically Gaussian and satisfy frequentist criteria for optimality such as efficiency. This is summarized in a result known as the Bernstein von-Mises theorem (Le Cam, 2012). This result has been generalized to a number of cases, including the parametric component of a model indexed by an Euclidean and a finite-dimensional parameter (Kleijn et al., 2012) and misspecified parametric models (Bickel et al., 2012). The following theorem shows that an analogous result holds for our targeted Bayesian proposal.

**Theorem 2** (Bernstein von-Mises). *Let  $\bar{\theta}$  denote a random variable distributed as  $\tilde{\Pi}_\theta$ . Assume:*

- (i) *The prior density  $\pi_\theta$  is continuous and strictly positive at  $\theta$ .*
- (ii) *The targeted maximum likelihood estimator  $\tilde{\eta}$  is such that  $\psi_{\tilde{\eta}}$  is Glivenko-Cantelli with  $\mathbb{P}\psi_{\tilde{\eta}} = \mathbb{P}\psi_\eta + o_{\mathbb{P}}(1)$ .*

*Then the posterior distribution converges in total variation:*

$$\sup_{\mathbb{B}} \left| \tilde{\Pi}_\theta \{ \sqrt{n}(\bar{\theta} - \theta) \in \mathbb{B} \mid \bar{Z}_n \} - N_{\sqrt{n}(\tilde{\theta} - \theta), \mathbb{P}\psi_\eta}(\mathbb{B}) \right| \rightarrow 0,$$

*where  $\tilde{\theta}$  is the targeted MLE and  $N_{\mu, \sigma^2}$  is the Gaussian distribution with mean zero  $\mu$  and variance  $\sigma^2$ .*

This theorem, proved in the supplementary materials, shows that the posterior distribution converges to a Gaussian variable centered at the targeted MLE. As a consequence, and under the conditions of Theorem 1, credible intervals based on  $\tilde{\Pi}_\theta(\cdot | \tilde{Z}_n)$  have correct frequentist coverage asymptotically. In other words, the theorem implies that  $(1 - \alpha)100\%$  credible intervals based on quantiles converge to  $\tilde{\theta} \pm q_{\alpha/2} \sqrt{P\psi_\eta/n}$ , where  $q_\alpha$  is the  $\alpha$  quantile of a standard normal distribution. Under the conditions of Theorem 1, the coverage of the latter interval is the nominal level  $(1 - \alpha)100\%$ . Lastly, because the targeted MLE is doubly robust, the posterior mean is also  $n^{1/2}$ -consistent for  $\theta$  when both  $\tilde{g}$  and  $\tilde{m}$  are consistent as in Theorem 1. Centrality measures such as the posterior mean, median, or mode are consistent whenever at least one of  $\tilde{g}$  or  $\tilde{m}$  is consistent. In addition, the theorem shows that the and the variance of the posterior distribution converges to the efficiency bound  $P\psi_\eta$ .

## 5 Motivating application

In order to estimate the proportion of ESUS arising from occult cardiac sources, we leveraged data from the Cornell Acute Stroke Academic Registry (CAESAR), containing 1663 patients, 1083 of which had a cause of stroke adjudicated by a neurologist, and the remaining of which are ESUS. In addition to 186 features extracted from the echocardiography, our predictors  $X$  included clinical and demographic data such as age, sex, race, smoking status, previous stroke, type of insurance, atrial fibrillation, chronic kidney disease, chronic heart failure, depression, etc. Our label variable  $Y$  is equal to one if the adjudicated stroke is of cardiac sources, zero if not, and missing if the stroke is ESUS. The prior information was encoded in a Beta( $\alpha = 2.7, \beta = 6.3$ ) distribution. It is easy to check that this distribution has a mean of 0.3, corresponding to the the proportion of cardioembolic strokes previously reported in the literature (Montero et al., 2016), while its standard deviation approximately 0.16, reflecting the fact that we are not very certain about the mean value 0.3.

In order to estimate the probability functions  $g(x)$  and  $m(x)$ , we used an ensemble known as the super learner (van der Laan et al., 2007; Polley et al., 2016), which builds a convex combination of predictors in a user-supplied library, with weights chosen to optimize the cross-validated prediction error. Our library consisted of: random forests, extreme gradient boosting, multivariate adaptive splines (MARS), logistic regression with  $\ell_1$  regularization, and simple logistic regression with a pre-screening algorithm that selects the 50 features with a larger correlation with the outcome. Hyper-parameter tuning for the random forest and extreme gradient boosting algorithms was performed using the caret R package (Kuhn et al., 2017). The glmnet package (Friedman et al., 2010) was used for regularized logistic regression, whereas MARS was computed using the earth package (Milborrow, 2017). In order to avoid the Donsker conditions in Theorem 1, we cross-fitted the super learner. Figure 1 shows the cross-fitted ROC curves for each parameter.

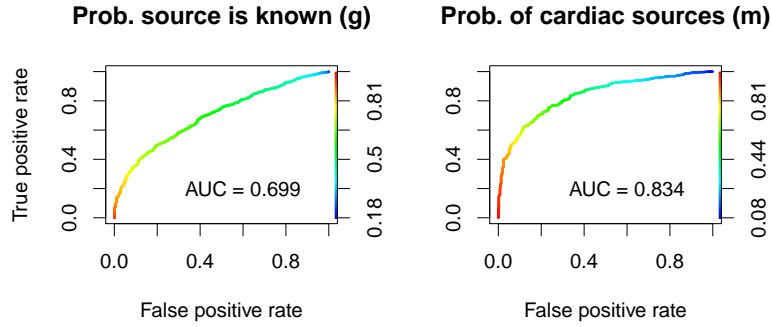


Figure 1: ROC curve and area under the curve for cross-fitted predicted probabilities  $g(x)$  and  $m(x)$ .

Once the cross-fitted probabilities  $\hat{\eta}_{\mathcal{T}_{j(i)}}(X_i) = (\hat{g}_{\mathcal{T}_{j(i)}}(X_i), \hat{m}_{\mathcal{T}_{j(i)}}(X_i))$  were computed with super learner, we proceeded with our targeted learning Bayesian algorithm. We sampled  $10^6$  values from this posterior using the Metropolis Hastings algorithm implemented in the library `mcmc` (Geyer and Johnson, 2017). The resulting posterior, along with 95% and 99% credible intervals, is presented in Figure 2, together with the normal distribution centered at the targeted MLE  $\tilde{\theta}$ , and with estimated variance given by the empirical variance of the EIF  $\lambda_{\tilde{\eta}}(Z_i)$ . The proximity between this normal density and the posterior density is an illustration of our Bernstein-von Mises-type result in Theorem 2.

This analysis allows us to conclude that the proportion of cardiogenic ESUS is between 34.9% and 45.2% with 99% probability. This proportion is much higher than previous studies have suggested, and supports the hypothesis that a substantial proportion of ESUS patients may benefit from anticoagulant therapy for secondary stroke prevention, but also underlines that the majority of ESUS cases are not cardioembolic, which might explain the failure of previous clinical trials of anticoagulant therapy in the overall ESUS population (Hart et al., 2016; Diener et al., 2019).

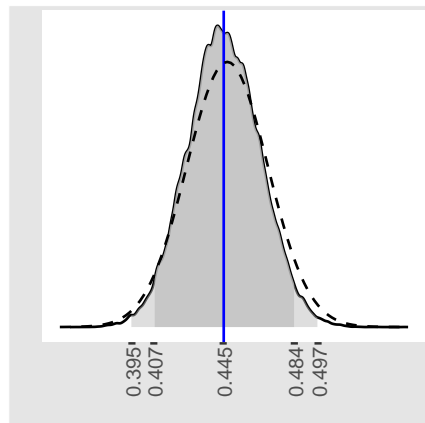


Figure 2: Posterior distribution with 99% (light gray) and 95% (dark gray) credible intervals. The dashed line is a normal density with mean the targeted MLE and variance equal to the estimated variance of the EIF.

## 6 Numerical Studies

We present the results of numerical studies aimed to evaluate the performance of the proposed methods. We generated 1000 datasets for each sample size  $n \in \{400, 900, 1600, 2500, 4900\}$ , using the following data generating mechanism:

$$\begin{aligned} X_j &\sim \text{Uniform}(-1, 1) \text{ for } j \in \{1, 2, 3\} \\ L &\sim \text{Bernoulli}\{g(X)\} \\ Y \mid L = 1 &\sim \text{Bernoulli}\{m(X)\}, \end{aligned}$$

where the probability functions are given by

$$g(X) = \text{expit} \left( \sum_{j=1}^3 X_j \right) \text{ and } m(X) = \text{expit} \left( 1 - \sum_{j=1}^3 X_j \right).$$

We consider four different scenarios for estimation of the nuisance parameters: (a) both  $g$  and  $m$  are consistently estimated, (b) only  $g$  is consistently estimated, (c) only  $m$  is consistently estimated, (d) both  $g$  and  $m$  are inconsistently estimated. Consistent estimators were obtained through the MLE in a correctly specified parametric model, whereas inconsistent estimators were obtained through the MLE in misspecified logistic regression models that only included  $X_1$ .

For the prior distribution we used a  $\text{Beta}(\alpha, \beta)$  distribution. For each of scenarios in the above paragraph we consider four different prior specifications: (p1) correct mean and large variance, (p2) correct mean and small variance, (p3) incorrect mean and large variance and (p4) incorrect mean and small variance. The correct mean was computed as the true value of the parameter  $\theta = 0.77$ , the incorrect mean was specified as  $\theta = 0.23$ . Large and small variances are  $\sigma^2 = 0.018$  and  $\sigma^2 = 0.16$ , respectively. The Beta distribution was reparameterized through

$$\alpha = \theta \left( \frac{\theta(1-\theta)}{\sigma^2} - 1 \right); \quad \beta = \alpha \left( \frac{1}{\theta} - 1 \right)$$

We evaluate the performance of the posterior mean as an estimator of  $\theta$  in terms of: (i) relative efficiency defined as the ratio of mean squared error and efficiency bound scaled by  $n$ , (ii) coverage of the 95% confidence intervals and, (iii) absolute bias scaled by  $n^{1/2}$ . The results for the MSE and coverage are presented in Figure 3 and Figure 4, respectively. The results for bias are presented in Figure ?? in the Supplementary Materials.

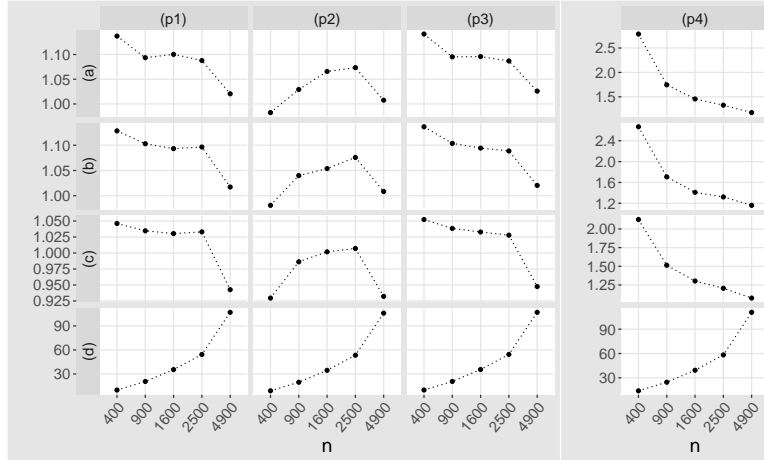


Figure 3: Mean squared error of the posterior mean divided by the efficiency bound and scaled by  $n$ .

The above plot shows that the MSE is comparable for prior specifications (p1)-(p3), which reflect scenarios with uncertainty about the parameter value, or scenarios with certainty about a correct value. In contrast, the MSE for prior specification (p4), which illustrates a scenario with prior certainty about an incorrect value, is generally larger and is shown in a different scale. Likewise, scenarios (a)-(c), in which at least one of the nuisance parameters  $m$  and  $g$  is consistently estimated, yield mean squared errors which converge at  $n$ -rate. According to Theorems 1 and 2, it is expected that the  $n$ -scaled mean squared error for scenario (a) will converge to the efficiency bound. This is illustrated in the simulation. The fact that the same convergence seems to hold for (b) and (c) may be an artifact of this particular data generating mechanism. In contrast, as also expected, the MSE for scenario (d) diverges at  $n$ -rate, reflecting on the inconsistency of the estimator. This is a consequence of a diverging bias (Figure ?? in the Supplementary Materials).

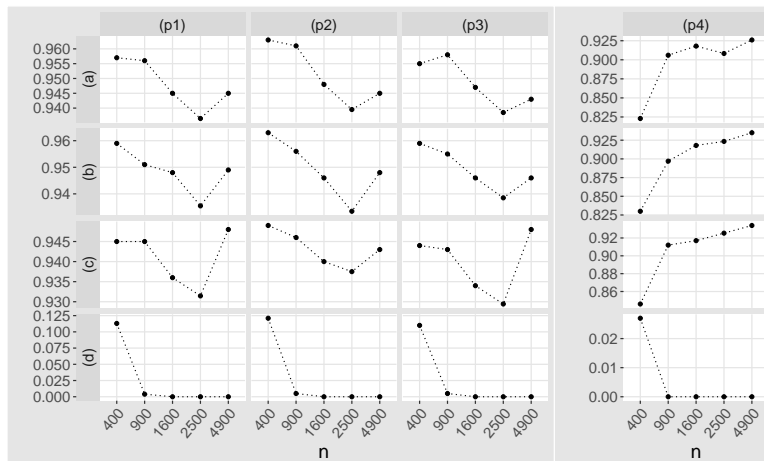


Figure 4: Coverage of 95% credible intervals.

The coverage of credible intervals also seems to converge to the nominal value in all scenarios, except under inconsistent estimation of both nuisance parameters (d). The convergence seems to be much slower for the case of an incorrectly centered but highly precise prior (p4).

## 7 Discussion and extensions

Theorem 1 is the basic asymptotic linearity result for targeted MLE-type estimators. Recent developments in this literature have showed that it is possible to construct targeted MLEs with several additional properties. For instance, recent manuscripts (van der Laan, 2014; Benkeser et al., 2016; Díaz and van der Laan, 2017; Díaz, 2019) have studied methods to construct targeted MLEs that relax assumption in the sense that the resulting estimator converges to a Gaussian variable even when one at most of the nuisance parameters is inconsistently estimated. Similarly, Gruber and van der Laan (2012); Colantuoni and Rosenblum (2015); Díaz et al. (2016); Díaz et al. (2018) have proposed targeted ML estimators with the additional property that they outperform a given estimator in terms of asymptotic variance. Methods to endow the TMLE with such additional properties generally operate by adding additional auxiliary covariates to the submodels in (4). The covariates are carefully constructed to ensure that the resulting least favorable submodel contains the appropriate score functions, and thus the targeted MLE  $\tilde{\eta}$  is enhanced to solve certain estimating score equations that endow the targeted MLE with the above properties. The Bayesian procedure we propose can also be endowed with such properties, via the Bernstein von-Mises result in Theorem 2. This may be done by using the corresponding enhanced TMLE  $\tilde{\eta}$  in the construction of the likelihood function for the Bayes procedure (e.g., equation (6)). Theorem 2 implies that the posterior distribution will also inherit the additional properties of the targeted MLE. This may have important applications for constructing adjusted Bayesian estimators in adaptive sequential designs, and Bayesian estimators with the property that their asymptotic variance is never smaller than the variance of an unadjusted estimator.

## References

- Isabelle Albert, Sophie Donnet, Chantal Guihenneuc-Jouyau, Samantha Low-Choy, Kerrie Mengersen, Judith Rousseau, et al. Combining expert opinions in prior elicitation. *Bayesian Analysis*, 7(3):503–532, 2012.
- Joseph Antonelli and Francesca Dominici. A bayesian semiparametric framework for causal inference in high-dimensional data. *arXiv preprint arXiv:1805.04899*, 2018.
- Heejung Bang and James M Robins. Doubly robust estimation in missing data and causal inference models. *Biometrics*, 61(4):962–973, 2005.
- Janet M Begun, WJ Hall, Wei-Min Huang, Jon A Wellner, et al. Information and asymptotic efficiency in parametric-nonparametric models. *The Annals of Statistics*, 11(2):432–452, 1983.
- David Benkeser and Mark van der Laan. The highly adaptive lasso estimator. In *2016 IEEE International Conference on Data Science and Advanced Analytics (DSAA)*, pages 689–696. IEEE, 2016.
- David Benkeser, Marco Carone, Mark J van der Laan, and Peter Gilbert. Doubly-robust nonparametric inference on the average treatment effect. Technical Report 356, U.C. Berkeley Division of Biostatistics Working Paper Series, 2016.

- Peter J Bickel, Chris AJ Klaassen, YA'Acov Ritov, and Jon A Wellner. *Efficient and Adaptive Estimation for Semiparametric Models*. Springer-Verlag, 1997.
- Peter J Bickel, Yaacov Ritov, Alexandre B Tsybakov, et al. Simultaneous analysis of lasso and dantzig selector. *The Annals of Statistics*, 37(4):1705–1732, 2009.
- PJ Bickel, BJK Kleijn, et al. The semiparametric bernstein–von mises theorem. *The Annals of Statistics*, 40(1):206–237, 2012.
- Pier Giovanni Bissiri, Chris C Holmes, and Stephen G Walker. A general framework for updating belief distributions. *Journal of the Royal Statistical Society: Series B (Statistical Methodology)*, 78(5):1103–1130, 2016.
- Christopher A Bush, Juhee Lee, and Steven N MacEachern. Minimally informative prior distributions for non-parametric bayesian analysis. *Journal of the Royal Statistical Society: Series B (Statistical Methodology)*, 72(2):253–268, 2010.
- Kathryn Chaloner. Elicitation of prior distributions. *STATISTICS TEXTBOOKS AND MONOGRAPHS*, 151:141–156, 1996.
- M-H Chen, Joseph G Ibrahim, and Constantin Yiannoutsos. Prior elicitation, variable selection and bayesian computation for logistic regression models. *Journal of the Royal Statistical Society: Series B (Statistical Methodology)*, 61(1):223–242, 1999.
- Ming-Hui Chen, Joseph G Ibrahim, Qi-Man Shao, and Robert E Weiss. Prior elicitation for model selection and estimation in generalized linear mixed models. *Journal of Statistical Planning and Inference*, 111(1-2):57–76, 2003.
- Xiaohong Chen and Halbert White. Improved rates and asymptotic normality for nonparametric neural network estimators. *IEEE Transactions on Information Theory*, 45(2):682–691, 1999.
- Victor Chernozhukov, Denis Chetverikov, Mert Demirer, Esther Duflo, Christian Hansen, et al. Double machine learning for treatment and causal parameters. *arXiv preprint arXiv:1608.00060*, 2016.
- Victor Chernozhukov, Denis Chetverikov, Mert Demirer, Esther Duflo, Christian Hansen, Whitney Newey, and James Robins. Double/debiased machine learning for treatment and structural parameters. *The Econometrics Journal*, 21(1):C1–C68, 2018.
- Elizabeth Colantuoni and Michael Rosenblum. Leveraging prognostic baseline variables to gain precision in randomized trials. *Statistics in Medicine*, 34(18):2602–2617, 2015. ISSN 1097-0258. doi: 10.1002/sim.6507. URL <http://dx.doi.org/10.1002/sim.6507>.
- Richard T Cox. Probability, frequency and reasonable expectation. *American journal of physics*, 14(1):1–13, 1946.
- Bruno De Finetti. *Theory of probability: a critical introductory treatment*, volume 6. John Wiley & Sons, 2017.



- Iván Díaz. Statistical inference for data-adaptive doubly robust estimators with survival outcomes. *Statistics in Medicine*, 2019.
- Iván Díaz and Mark J van der Laan. Doubly robust inference for targeted minimum loss-based estimation in randomized trials with missing outcome data. *Statistics in medicine*, 36(24):3807–3819, 2017.
- Iván Díaz, Alan E. Hubbard, and Mark J. van der Laan. *Targeted Bayesian Learning*, pages 475–493. Springer New York, New York, NY, 2011. ISBN 978-1-4419-9782-1. doi: 10.1007/978-1-4419-9782-1\_28. URL [https://doi.org/10.1007/978-1-4419-9782-1\\_28](https://doi.org/10.1007/978-1-4419-9782-1_28).
- Iván Díaz, Elizabeth Colantuoni, and Michael Rosenblum. Enhanced precision in the analysis of randomized trials with ordinal outcomes. *Biometrics*, 72(2):422–431, 2016. ISSN 1541-0420. doi: 10.1111/biom.12450. URL <http://dx.doi.org/10.1111/biom.12450>.
- Iván Díaz, Elizabeth Colantuoni, Daniel F Hanley, and Michael Rosenblum. Improved precision in the analysis of randomized trials with survival outcomes, without assuming proportional hazards. *Lifetime data analysis*, pages 1–30, 2018.
- Hans-Christoph Diener, Ralph L Sacco, J Donald Easton, Christopher B Granger, Richard A Bernstein, Shinichiro Uchiyama, Jörg Kreuzer, Lisa Cronin, Daniel Cotton, Claudia Grauer, et al. Dabigatran for prevention of stroke after embolic stroke of undetermined source. *New England Journal of Medicine*, 380(20):1906–1917, 2019.
- Michael D Escobar and Mike West. Bayesian density estimation and inference using mixtures. *Journal of the american statistical association*, 90(430):577–588, 1995.
- Stephen E Fienberg et al. When did bayesian inference become “bayesian”? *Bayesian analysis*, 1(1):1–40, 2006.
- David Freedman et al. Wald lecture: On the bernstein-von mises theorem with infinite-dimensional parameters. *The Annals of Statistics*, 27(4):1119–1141, 1999.
- Jerome Friedman, Trevor Hastie, and Robert Tibshirani. Regularization paths for generalized linear models via coordinate descent. *Journal of Statistical Software*, 33(1):1–22, 2010. URL <http://www.jstatsoft.org/v33/i01/>.
- Charles J. Geyer and Leif T. Johnson. *mcmc: Markov Chain Monte Carlo*, 2017. URL <https://CRAN.R-project.org/package=mcmc>. R package version 0.9-5.
- Susan Gruber and Mark J van der Laan. Targeted minimum loss based estimator that outperforms a given estimator. *The international journal of biostatistics*, 8(1), 2012.
- Jinyong Hahn. On the role of the propensity score in efficient semiparametric estimation of average treatment effects. *Econometrica*, pages 315–331, 1998.
- Jaroslav Hájek. A characterization of limiting distributions of regular estimates. *Zeitschrift für Wahrscheinlichkeitstheorie und verwandte Gebiete*, 14(4):323–330, 1970.

- Robert G Hart, Mukul Sharma, Hardi Mundl, Ashkan Shoamanesh, Scott E Kasner, Scott D Berkowitz, Guillaume Pare, Bodo Kirsch, Janice Pogue, Calin Pater, et al. Rivaroxaban for secondary stroke prevention in patients with embolic strokes of undetermined source: design of the navigate esus randomized trial. *European stroke journal*, 1(3):146–154, 2016.
- Alan E. Hubbard, Nicholas P. Jewell, and Mark J. van der Laan. *Direct Effects and Effect Among the Treated*, pages 133–143. Springer New York, New York, NY, 2011. ISBN 978-1-4419-9782-1. doi: 10.1007/978-1-4419-9782-1\_8. URL [https://doi.org/10.1007/978-1-4419-9782-1\\_8](https://doi.org/10.1007/978-1-4419-9782-1_8).
- Joseph G. Ibrahim and Debajyoti Sinha. *Prior Elicitation for Semiparametric Bayesian Survival Analysis*, pages 273–292. Springer New York, New York, NY, 1998. ISBN 978-1-4612-1732-9. doi: 10.1007/978-1-4612-1732-9\_15. URL [https://doi.org/10.1007/978-1-4612-1732-9\\_15](https://doi.org/10.1007/978-1-4612-1732-9_15).
- Robert E Kass and Larry Wasserman. Formal rules for selecting prior distributions: A review and annotated bibliography. *Journal of the American Statistical Association*, 435:1343–1370, 1996.
- EH Kennedy, A Sjölander, and DS Small. Semiparametric causal inference in matched cohort studies. *Biometrika*, 102(3):739–746, 2015.
- David C Kessler, Peter D Hoff, and David B Dunson. Marginally specified priors for non-parametric bayesian estimation. *Journal of the Royal Statistical Society: Series B (Statistical Methodology)*, 77(1):35–58, 2015.
- BJK Kleijn, AW Van der Vaart, et al. The bernstein-von-mises theorem under misspecification. *Electronic Journal of Statistics*, 6:354–381, 2012.
- Yu A Koshevnik and B Ya Levit. On a non-parametric analogue of the information matrix. *Theory of Probability & Its Applications*, 21(4):738–753, 1977.
- Max Kuhn, Jed Wing, Steve Weston, Andre Williams, Chris Keefer, Allan Engelhardt, Tony Cooper, Zachary Mayer, Brenton Kenkel, the R Core Team, Michael Benesty, Reynald Lescarbeau, Andrew Ziem, Luca Scrucca, Yuan Tang, Can Candan, and Tyler Hunt. *caret: Classification and Regression Training*, 2017. URL <https://CRAN.R-project.org/package=caret>. R package version 6.0-78.
- Lucien Le Cam. *Asymptotic methods in statistical decision theory*. Springer Science & Business Media, 2012.
- David A McAllester. Some pac-bayesian theorems. *Machine Learning*, 37(3):355–363, 1999.
- Jon D McAuliffe, David M Blei, and Michael I Jordan. Nonparametric empirical bayes for the dirichlet process mixture model. *Statistics and Computing*, 16(1):5–14, 2006.
- Stephen Milborrow. *earth: Multivariate Adaptive Regression Splines*, 2017. URL <https://CRAN.R-project.org/package=earth>. R package version 4.6.0.

- Marta Vales Montero, Andrés García Pastor, Beatriz Chavarría Cano, Pilar Sobrino García, Ana Iglesias Mohedano, Fernando Díaz Otero, Pilar Vázquez Alén, Elisa Luque Buzo, Paula Salgado Cámara, Paula Simón Campo, et al. The asco classification identifies cardioembolic phenotypes in a high proportion of embolic stroke of undetermined source (esus). *Journal of the neurological sciences*, 367:32–33, 2016.
- Whitney K Newey. The asymptotic variance of semiparametric estimators. *Econometrica: Journal of the Econometric Society*, pages 1349–1382, 1994.
- J Pfanzagl and W Wefelmeyer. Contributions to a general asymptotic statistical theory. *Statistics & Risk Modeling*, 3(3-4):379–388, 1982.
- Eric Polley, Erin LeDell, and Mark van der Laan. *SuperLearner: Super Learner Prediction*, 2016. URL <https://CRAN.R-project.org/package=SuperLearner>. R package version 2.0-19.
- James M Robins and Ya’acov Ritov. Toward a curse of dimensionality appropriate (coda) asymptotic theory for semi-parametric models. *Statistics in medicine*, 16(3):285–319, 1997.
- James M Robins, Andrea Rotnitzky, and Lue Ping Zhao. Estimation of regression coefficients when some regressors are not always observed. *Journal of the American statistical Association*, 89(427):846–866, 1994.
- James M. Robins, Miguel A. Hernn, and Larry Wasserman. Discussion of “on bayesian estimation of marginal structural models”. *Biometrics*, 71(2):296–299, 2015. doi: 10.1111/biom.12273. URL <https://onlinelibrary.wiley.com/doi/abs/10.1111/biom.12273>.
- D. B. Rubin. Estimating Causal Effects of Treatments in Randomized & Nonrandomized Studies. *Journal of Educational Psychology*, 1974. URL <http://www.eric.ed.gov/ERICWebPortal/detail?accno=EJ118470>.
- Olli Saarela, David A Stephens, Erica EM Moodie, and Marina B Klein. On bayesian estimation of marginal structural models. *Biometrics*, 71(2):279–288, 2015.
- Olli Saarela, Léo R Belzile, and David A Stephens. A bayesian view of doubly robust causal inference. *Biometrika*, 103(3):667–681, 2016.
- Charles Stein et al. Efficient nonparametric testing and estimation. In *Proceedings of the Third Berkeley Symposium on Mathematical Statistics and Probability, Volume 1: Contributions to the Theory of Statistics*. The Regents of the University of California, 1956.
- A.A. Tsiatis. Information based monitoring of clinical trials. *Statistics in Medicine*, 2006.
- Mark J van der Laan. Estimation of causal effects of community based interventions. 2010.
- Mark J van der Laan. Targeted estimation of nuisance parameters to obtain valid statistical inference. *The international journal of biostatistics*, 10(1):29–57, 2014.
- Mark J van der Laan and James M Robins. *Unified Methods for Censored Longitudinal Data and Causality*. Springer, New York, 2003.

- Mark J van der Laan and Sherri Rose. *Targeted Learning: Causal Inference for Observational and Experimental Data*. Springer, New York, 2011.
- Mark J van der Laan and Sherri Rose. *Targeted Learning in Data Science: Causal Inference for Complex longitudinal Studies*. Springer, New York, 2018.
- M.J. van der Laan. The construction & analysis of adaptive group sequential designs. Technical report 232, Division of Biostatistics, University of California, Berkeley, March 2008.
- M.J. van der Laan, E. Polley, and A. Hubbard. Super learner. *Statistical Applications in Genetics & Molecular Biology*, 6(25):Article 25, 2007.
- M.J. van der Laan & S. Dudoit & A.W. van der Vaart. The cross-validated adaptive epsilon-net estimator. *Statistics & Decisions*, 24(3):373–395, 2006.
- A. W. van der Vaart. *Asymptotic Statistics*. Cambridge University Press, 1998.
- Aad W van der Vaart. On differentiable functionals. *Annals of Statistics*, 19:178–204, 1991.
- Aad W van der Vaart and Jon A Wellner. *Weak Convergence and Empirical Processes*. Springer-Verlag New York, 1996.
- A.W. van der Vaart, S. Dudoit, and M.J. van der Laan. Oracle inequalities for multi-fold cross-validation. *Statistics & Decisions*, 24(3):351–371, 2006.
- Stefan Wager and Guenther Walther. Adaptive concentration of regression trees, with application to random forests. *arXiv preprint arXiv:1503.06388*, 2015.
- Larry Wasserman. *Asymptotic Properties of Nonparametric Bayesian Procedures*, pages 293–304. Springer New York, New York, NY, 1998. ISBN 978-1-4612-1732-9. doi: 10.1007/978-1-4612-1732-9\_16. URL [https://doi.org/10.1007/978-1-4612-1732-9\\_16](https://doi.org/10.1007/978-1-4612-1732-9_16).
- Wenjing Zheng and Mark J van der Laan. Cross-validated targeted minimum-loss-based estimation. In *Targeted Learning*, pages 459–474. Springer, 2011.