

Interactive Text Ranking with Bayesian Optimisation: A Case Study on Community QA and Summarisation

Edwin Simpson*, Yang Gao**, and Iryna Gurevych*

*Ubiquitous Knowledge Processing Lab (UKP),
Dept. of Computer Science, Technische Universität Darmstadt
{simpson, gurevych}@ukp.informatik.tu-darmstadt.de
**Dept. of Computer Science, Royal Holloway University of London
Yang.Gao@rhul.ac.uk

Abstract

For many NLP applications, such as question answering and summarisation, the goal is to select the best solution from a large space of candidates to meet a particular user’s needs. To address the lack of user-specific training data, we propose an interactive text ranking approach that actively selects pairs of candidates, from which the user selects the best. Unlike previous strategies, which attempt to learn a ranking across the whole candidate space, our method employs Bayesian optimisation to focus the user’s labelling effort on high quality candidates and integrates prior knowledge in a Bayesian manner to cope better with small data scenarios. We apply our method to community question answering (cQA) and extractive summarisation, finding that it significantly outperforms existing interactive approaches. We also show that the ranking function learned by our method is an effective reward function for reinforcement learning, which improves the state of the art for interactive summarisation.

1 Introduction

Many text ranking tasks are highly subjective or context-dependent, yet information about the user’s needs is often not available to the NLP system. Consider ranking summaries or answers to non-factoid questions: the answer the user wants depends on what they already know and their current information needs (Liu and Agichtein, 2008; López et al., 1999). We address this problem by proposing an interactive text ranking approach that efficiently gathers user feedback and combines it with predictions from pre-trained, generic models.

To minimise the amount of effort the user must expend to train a ranker, we learn from pairwise preference labels, in which the user compares two candidates and labels the best one. Pairwise preference labels can often be provided faster than ratings

or class labels (Yang and Chen, 2011; Kingsley and Brown, 2010; Kendall, 1948), can be used to rank candidates using learning-to-rank (Joachims, 2002), preference learning (Thurstone, 1927) or best-worst scaling (Flynn and Marley, 2014), or to train a *reinforcement learning* (RL) agent to find the optimal solution (Wirth et al., 2017).

To reduce the number of labels a user must provide, a common solution is *active learning* (AL). AL learns a model by iteratively acquiring labels: at each iteration, it trains a model on the labels collected so far, then uses an *acquisition function* to find the most appropriate candidates to query the user about. The acquisition function implements one of many different strategies to minimise the number of interaction rounds, such as reducing uncertainty (Settles, 2012). The steps of the active learning process are shown in Algorithm 1.

Input: candidate texts \mathbf{x} with feature vectors $\phi(\mathbf{x})$

- 1 Initialise ranking model m ;
- 2 Set the training data $\mathbf{D} = \emptyset$;
- while** $|\mathbf{D}| < \text{max_interactions}$ **do**
- 3 For each pair of texts (x_a, x_b) in \mathbf{x} , compute
 $u = \text{acquisition}(\phi(x_a), \phi(x_b), \mathbf{D}, m)$;
- 4 Set \mathbf{P}_i to be the set of *batch_size* pairs with
 the highest values of u ;
- 5 Obtain labels \mathbf{y}_i for candidate pairs \mathbf{P}_i ;
- 6 Add \mathbf{y}_i and \mathbf{P}_i to \mathbf{D} ;
- 7 Train model m on the training set \mathbf{D} ;

end

Output: Return the trained model m

Algorithm 1: Active preference learning process.

Many active learning strategies, such as the pairwise preference learning method of Gao et al. (2018), aim to learn a good ranking for all candidates, e.g., by querying the annotator about candidates whose rank is most uncertain. However, we often need only to find and rank a small set of *good* candidates to present to the user. For instance, in question answering, if we can determine that an

Q: Does whiskey go bad by freezing?

A1: It is to cool it down without dilluting it—ice cubes would melt. And yes, you could simply cool the entire bottle, but it wouldn't look that fancy. Note that some purists would wrinkle their noses and insist that whisky is best enjoyed at room temperature and perhaps with a small dash of spring water. And I'm soooo not going into a whisky vs. whiskey debate here.

A2: **Putting strong spirits in the freezer should not harm them.** The solubility of air gases increases at low temperature, which is why you see bubbles as it warms up. **Drinks with a lower alcohol content will be affected in the freezer.** There is potential to freeze water out of anything with an alcohol content of 28% or lower. Many people use the freezer to increase the alcohol content of their home brew in UK, by freezing water out of it—the alcohol stays in the liquid portion.

Figure 1: Example from the Stack Exchange Cooking topic. Candidate answer A1 selected without user interaction by COALA (Rücklé et al., 2019); A2 chosen by our system (GPPL with IMP) after 10 user interaction. A2 answers the question (boldfaced texts) but A1 fails.

answer is probably irrelevant, it does not need to be shown to the user. The ordering of such irrelevant answers is unimportant and users should not waste time ranking them. Therefore, uncertainty-based AL strategies may waste labels on sorting poor candidates.

Here, we propose an interactive method for ranking texts using *Bayesian optimisation (BO)* (Moćkus, 1975; Brochu et al., 2010), which minimises the number of labels needed to learn the best candidate, rather than trying to learn the entire ranking function. We define two BO acquisition functions for the active learning process in Algorithm 1. These functions optimise a Bayesian model that integrates prior predictions from a generic model that is not tailored to the user. Previous interactive text ranking methods either do not exploit prior information (Baldrige and Osborne, 2004; P.V.S and Meyer, 2017; Lin and Parikh, 2017; Siddhant and Lipton, 2018), combine heuristics with user feedback after active learning is complete (Gao et al., 2018), or require expensive re-training of a non-Bayesian method (Peris and Casacuberta, 2018). Here, we show how BO can use prior information to expedite interactive text ranking. Examples of our system outputs are shown in Figures 1 and 2.

Our contributions are (1) a Bayesian optimisation methodology for interactive text ranking that integrates prior predictions with user feedback, (2) acquisition functions for Bayesian optimisa-

(a): A third leading advocate of the China Democracy Party who has been in custody for a month, Wang Youcai, was accused of "inciting the overthrow of the government," the Hong Kong-based Information Center of Human Rights and Democratic Movement in China reported. China's central government ordered the arrest of a prominent democracy campaigner and may use his contacts with exiled Chinese dissidents to charge him with harming national security, a colleague said Wednesday. One leader of a suppressed new political party will be tried on Dec. 17 on a charge of colluding with foreign enemies of China "to incite the subversion of state power," according to court documents given to his wife on Monday.

(b): The arrests of Xu and Qin at their homes Monday night and the accusations against them and Wang were the sharpest action Chinese leaders have taken since dissidents began pushing to set up and legally register the China Democracy Party in June. Hours before China was expected to sign a key U.N. human rights treaty and host British Prime Minister Tony Blair, police hauled a prominent human rights campaigner in for questioning Monday. With attorneys locked up, harassed or plain scared, two prominent dissidents will defend themselves against charges of subversion Thursday in China's highest-profile dissident trials in two years. Wang was a student leader in the 1989 Tiananmen Square democracy demonstrations.

(c): On the eve of China's signing the International Covenant of Civil and Political Rights (ICCPR) in October 1998, police detained Chinese human rights advocate Qin Yongmin for questioning. Eight weeks after signing the ICCPR, Chinese police arrested Qin and an associate in the China Democracy Party (CDP), Xu Wenli, without stating charges. Another CDP leader already in custody, Wang Youcai, was accused of "inciting the overthrow of the government". Qin and Wang went to trial in December for inciting subversion. Police pressure on potential defense attorneys forced the accused to mount their own defenses. Xu Wenli had not yet been charged.

Figure 2: Example summaries for DUC'04 produced by RL (see Section 5.4) with a reward function learnt from 100 user interactions using (a) the BT, UNC method of Gao et al. (2018) and (b) our GPPL, IMP method. (c) is a model summary written by an expert.

tion with pairwise labels, and (3) empirical evaluations on community question answering (cQA) and extractive multi-document summarisation, which show that our method brings substantial improvements in ranking and summarisation performance (e.g. for cQA, an average 25% increase in answer selection accuracy over the next-best method with 10 rounds of user interaction). We release the complete experimental software for future research.

2 Related Work

Interactive Learning in NLP. Previous work has applied active learning to tasks involving ranking or optimising generated text, including sum-

marisation (P.V.S and Meyer, 2017), visual question answering (Lin and Parikh, 2017), and translation (Peris and Casacuberta, 2018). For summarisation, Gao et al. (2018) use active learning to learn a reward function for RL, an approach proposed by Lopes et al. (2009). Learning the reward function in this manner reduces the number of user interactions required to train a reinforcement learner from $\mathcal{O}(10^5)$ to $\mathcal{O}(100)$ compared to reinforcement learners querying the user directly, as in (Sokolov et al., 2016; Lawrence and Riezler, 2018; Singh et al., 2019). These previous works use *uncertainty sampling* strategies, which query the user about the candidates with the most uncertain rankings to try to learn all candidates’ rankings with a high degree of confidence. We instead propose to find good candidates using Bayesian optimisation. Recently, Siddhant and Lipton (2018) carried out a large empirical study of uncertainty sampling for sentence classification, semantic role labelling and named entity recognition, finding that exploiting model uncertainty estimates provided by Bayesian neural networks improved performance. Our approach also exploits uncertainty estimates provided by a Bayesian method.

Bayesian Optimisation for Preference Learning

Bayesian approaches using Gaussian processes (GPs) have previously been used to reduce errors in NLP tasks involving sparse or noisy labels (Cohn and Specia, 2013; Beck et al., 2014), making them well suited to learning from user feedback. *Gaussian process preference learning (GPPL)* (Chu and Ghahramani, 2005) enables GP inference with pairwise preference labels. Simpson and Gurevych (2018) introduced scalable inference for GPPL using stochastic variational inference (SVI) (Hoffman et al., 2013), which outperformed SVM and LSTM methods at ranking arguments by convincingness. They included a study on active learning with pairwise labels, but tested GPPL only with uncertainty sampling, not BO. Here, we adapt GPPL to summarisation and cQA, show how to integrate prior predictions, and propose a BO framework for GPPL that facilitates interactive text ranking.

Brochu et al. (2008) proposed a BO approach for pairwise comparisons but applied the approach only to a material design use case with a simple feature space. González et al. (2017) proposed alternative BO strategies for pairwise preferences, but their approach requires an expensive sampling method to estimate the utilities, which is too slow

for an interactive setting. Recent work by Yang and Klabjan (2018) also proposes BO with pairwise preferences, but again, inference is expensive, the method is only tested on data with fewer than ten features, and it uses an inferior *probability of improvement* strategy (see Snoek et al. (2012)). Our GPPL-based framework permits much faster inference even when the input vector has more than 200 features, and hence allows rapid selection of new pairs when querying users.

Ruder and Plank (2017) use BO to select training data for transfer learning in NLP tasks such as sentiment analysis, POS tagging, and parsing. However, unlike our interactive text ranking approach, their work does not involve pairwise comparisons and is not interactive, as the optimiser learns by training and evaluating a model on the selected data. In summary, previous work has not yet devised BO strategies for GPPL or suitable alternatives for interactive text ranking.

3 Background on Preference Learning

Popular preference learning models assume that users choose a candidate from a pair with probability p , where p is a function of the candidates’ utilities (Thurstone, 1927). When candidates have similar utilities, the user’s choice is close to random, while pairs with very different utilities are labelled consistently. Such models include the Bradley–Terry model (BT) (Bradley and Terry, 1952; Luce, 1959; Plackett, 1975), and the Thurstone–Mosteller model (Thurstone, 1927; Mosteller, 1951).

BT defines the probability that candidate a is preferred to candidate b as follows:

$$p(y_{a,b}) = (1 + \exp(\mathbf{w}^T \phi(a) - \mathbf{w}^T \phi(b)))^{-1} \quad (1)$$

where $y_{a,b} = a \succ b$ is a binary preference label, $\phi(a)$ is the feature vector of a and \mathbf{w}^T is a weight parameter that must be learned. To learn the weights, we treat each pairwise label as two data points: the first point has input features $\mathbf{x} = \phi(a) - \phi(b)$ and label y , and the second point is the reverse pair, with $\mathbf{x} = \phi(b) - \phi(a)$ and label $1 - y$. Then, we use standard techniques for logistic regression to find the weights \mathbf{w} that minimise the L2-regularised cross entropy loss. The resulting linear model can be used to predict labels for any unseen pairs, or to estimate candidate utilities, $f_a = \mathbf{w}^T \phi(a)$, which can be used for ranking.

Uncertainty (UNC). At each active learning iteration, the learner requests training labels for candi-

dates that maximise the acquisition function. P.V.S and Meyer (2017) proposed an *uncertainty sampling* acquisition function for interactive document summarisation, which defines the uncertainty about a single summary’s utility as follows:

$$u(a|\mathbf{D}) = \begin{cases} p(a|\mathbf{D}) & \text{if } p(a|\mathbf{D}) \leq 0.5 \\ 1-p(a|\mathbf{D}) & \text{if } p(a|\mathbf{D}) > 0.5, \end{cases} \quad (2)$$

where $p(a|\mathbf{D}) = (1 + \exp(-f_a))^{-1}$ is the probability that a is a good candidate and \mathbf{w} is the set of BT model weights trained on the data collected so far, \mathbf{D} , which consists of pairs of candidate texts and pairwise preference labels. For pairwise labels, Gao et al. (2018) define an acquisition function, which we refer to here as *UNC*, which selects the pair of summaries (a, b) with the two highest values of $u(a|\mathbf{D})$ and $u(b|\mathbf{D})$.

UNC is intended to focus labelling effort on summaries whose utilities are uncertain. If the learner is uncertain about whether summary a is a good summary or not, $p(a|\mathbf{D})$ will be close to 0.5, so a will have a higher chance of being selected. Unfortunately, it is also possible for $p(a|\mathbf{D})$ to be close to 0.5 even if a has been labelled many times if a is a summary of intermediate utility. Therefore, when using UNC, labelling effort may be wasted re-labelling mediocre summaries. The problem is that BT cannot distinguish two types of uncertainty: *epistemic* uncertainty, which can be reduced by acquiring more training data, and *aleatoric* uncertainty, that will remain even if there are infinite observations. In fact, BT does not actually quantify the epistemic uncertainty in a candidate’s utility, so to rectify this shortcoming, we replace BT with a model that both estimates the utility of a candidate and quantifies the uncertainty in that estimate.

Gaussian Process Preference Learning Since BT does not quantify epistemic uncertainty in the utilities, we turn to a Bayesian approach, GPPL. GPPL uses a Gaussian process (GP) to provide a nonlinear mapping from document feature vectors to utilities, and assumes a Thurstone–Mosteller model for the pairwise preference labels. Whereas BT simply estimates a scalar value of f_a for each candidate, a , GPPL outputs a posterior distribution over the utilities, \mathbf{f} , of all candidate texts, \mathbf{x} :

$$p(\mathbf{f}|\phi(\mathbf{x}), \mathbf{D}) = \mathcal{N}(\hat{\mathbf{f}}, \mathbf{C}), \quad (3)$$

where $\hat{\mathbf{f}}$ is a vector of posterior mean utilities and \mathbf{C} is the posterior covariance matrix of the utilities.

The entries of $\hat{\mathbf{f}}$ are predictions of f_a for each candidate given \mathbf{D} , and the diagonal entries of \mathbf{C} represent posterior variance, which can be used to quantify uncertainty in the predictions. Thus, GPPL provides a way to separate candidates with uncertain utility from those with middling utility but many pairwise labels. In this paper, we infer the posterior distribution over the utilities using the SVI method of Simpson and Gurevych (2018).

4 Interactive Learning with GPPL

We now define four new acquisition functions for GPPL that take advantage of the posterior covariance, \mathbf{C} , to account for uncertainty in the utilities. Table 1 summarises these acquisition functions.

Pairwise Uncertainty (UNPA). Rather than evaluating each candidate individually, as in UNC, we select the pair whose label is most uncertain. UNPA selects the pair with label probability $p(y_{a,b})$ closest to 0.5, where, for GPPL:

$$p(y_{a,b}) = \Phi \left(\frac{\hat{f}_a - \hat{f}_b}{\sqrt{1+v}} \right), \quad (4)$$

$$v = \mathbf{C}_{a,a} + \mathbf{C}_{b,b} - 2\mathbf{C}_{a,b}, \quad (5)$$

where Φ is the probit likelihood and \hat{f}_a is the posterior mean utility for candidate a . Through \mathbf{C} , this function accounts for correlations between candidates’ utilities and epistemic uncertainty in the utilities. However, for two items with similar expected utilities, \hat{f}_a and \hat{f}_b , the $p(y_{a,b})$ is close to 0.5, i.e., it has high aleatoric uncertainty. Therefore, while UNPA will favour candidates with uncertain utilities, it may still waste labelling effort on pairs with similar utilities but low uncertainty.

Expected Information Gain (EIG). We now propose a second acquisition function for active learning with GPPL, which greedily reduces the epistemic uncertainty in the GPPL model. EIG chooses pairs that maximise *information gain*, which quantifies the information a pairwise label provides about the utilities, \mathbf{f} . Unlike UNPA, this function avoids pairs that have high aleatoric uncertainty only. The information gain for a pairwise label, $y_{a,b}$, is the reduction in entropy of the distribution over the utilities, \mathbf{f} , given $y_{a,b}$. Houlisby et al. (2011) note that this can be more easily computed if it is reversed using a method known as Bayesian active learning by disagreement (BALD), which computes the reduction in entropy of the label’s distribution given \mathbf{f} . Since we do not know

Learner Strategy	BT random	BT UNC	GPPL random	GPPL UNPA	GPPL EIG	GPPL IMP	GPPL TP
Considers epistemic uncertainty	N	Y	N	Y	Y	Y	Y
Ignores aleatoric uncertainty	N	N	N	N	Y	Y	Y
Supports warm-start	N	N	Y	Y	Y	Y	Y
Focus on finding best candidate	N	N	N	N	N	Y (greedy)	Y (balanced)

Table 1: Characteristics of active preference learning strategies. TP balances finding best candidate with exploration.

the value of \mathbf{f} , we take the *expected* information gain I with respect to \mathbf{f} :

$$I(y_{a,b}, \mathbf{f}; \mathbf{D}) = H(y_{a,b}|\mathbf{D}) - \mathbb{E}_{\mathbf{f}|\mathbf{D}}[H(y_{a,b}|\mathbf{f})], \quad (6)$$

where H is Shannon entropy. Unlike the related approach of González et al. (2017), this can be computed in closed form given the GPPL posterior, so does not need expensive sampling.

Expected Improvement (IMP). The previous acquisition functions for AL are uncertainty-based, and spread labelling effort across all items whose utilities are uncertain. However, for tasks such as summarisation or cQA, the goal is to find the best candidates. While it is important to distinguish between good and optimal candidates, it is wasted effort to compare candidates that we are already confident are not the best, even if their utilities are still uncertain. We propose to address this challenge using an acquisition function for Bayesian optimisation (BO) that estimates the *expected improvement* (Moćkus, 1975) of a candidate, a , over our current estimated best solution, b , given current pairwise labels, \mathbf{D} . We define *improvement* as the quantity $\max\{0, f_a - f_b\}$, where b is our current best item and a is our new candidate. Since the values of f_a and f_b are uncertain, we compute the *expected* improvement as follows. First, we estimate the posterior distribution over the candidates’ utilities, $\mathcal{N}(\hat{\mathbf{f}}, \mathbf{C})$, then find the current best utility: $\hat{f}_b = \max_i \{\hat{f}_i\}$. For any candidate a , the difference $f_a - f_b$ is Gaussian-distributed as it is a sum of Gaussians. The probability that this is larger than zero is given by the cumulative density function, $\Phi(z)$, where $z = \frac{\hat{f}_a - \hat{f}_b}{\sqrt{v}}$. We use this to derive expected improvement, which results in the following closed form equation:

$$\text{Imp}(a; \mathbf{D}) = \sqrt{v}z\Phi(z) + \sqrt{v}\mathcal{N}(z; 0, 1), \quad (7)$$

This weights the probability of finding a better solution, $\Phi(z)$, by the amount of improvement,

$\sqrt{v}z$. Both terms account for how close \hat{f}_a is to \hat{f}_b , through z , as a larger distance causes z to be more negative, which decreases both the probability $\Phi(z)$ and the density $\mathcal{N}(z; 0, 1)$. Expected improvement also accounts for the uncertainty in both utilities through the posterior standard deviation, \sqrt{v} , which scales both terms.

To select pairs of items, the IMP strategy greedily chooses the current best item and the item with the greatest expected improvement. Through the consideration of posterior uncertainty, IMP trades-off *exploration* of unknown candidates with *exploitation* of promising candidates. In contrast, uncertainty-based strategies are pure exploration.

Thompson Sampling with Pairwise Labels (TP).

Expected improvement is known to over-exploit in some cases (Qin et al., 2017). We therefore propose a strategy that uses Thompson sampling (Thompson, 1933) to balance exploitation and exploration. We select an item using Thompson sampling as follows: first draw a sample of candidate utilities from their posterior distribution, $\mathbf{f}_{\text{thom}} \sim \mathcal{N}(\hat{\mathbf{f}}, \mathbf{C})$, then choose the item b with the highest score in the sample. Note that this sampling step depends on a Bayesian approach to provide a posterior distribution from which to sample. Sampling means that while candidates with high expected utilities have higher values of f_{thom} in most samples, other candidates may also have the highest score in some samples. As the number of samples $\rightarrow \infty$, the number of times each candidate is chosen is proportional to the probability that it is the best candidate.

To create a pair of items for preference learning, we compute the expected information gain for all pairs that include candidate b , and choose the pair with the maximum. This strategy is less greedy than IMP as it allows for more learning about uncertain items through both the Thompson sampling step and the information gain step. However, compared to EIG, the first step focuses effort more on items with potentially high scores.

Using Priors to Address Cold Start In previous work on summarisation (Gao et al., 2018), the BT model was trained from a *cold start*, i.e., with no prior knowledge or pre-training. Then, after active learning was complete, the predictions from the trained model were combined with prior predictions based on heuristics by taking an average of the normalised scores from both methods. We propose to use such prior predictions to determine an *informative prior* for GPPL, enabling the active learner to make more informed choices of candidates to label at the start of the active learning process, thereby alleviating the cold-start problem.

We integrate pre-computed predictions as follows. Given a set of prior predictions, μ , from a heuristic or pre-trained model, we set the prior mean of the Gaussian process to μ before collecting any data, so that the candidate utilities have the prior $p(f|\phi(x)) = \mathcal{N}(\mu, \mathbf{K})$, where \mathbf{K} is a hyperparameter. Given this setup, AL can now take the prior predictions into account when choosing pairs of candidates for labelling.

5 Experiments

We perform experiments on three tasks to test our interactive text ranking approach: (1) community question answering (cQA), where the goal is to identify the best answer to a given question from a pool of candidate answers; (2) rating document summaries, which aims to learn ratings that reflect a user’s preferences over summaries; and (3) generating the optimal extractive summary by training a reinforcement learner with the ranking function from (2) as a reward function. Using interactive learning to learn the reward function rather than the policy reduces the number of user interactions from many thousands to tens. Both the cQA and summarisation datasets were chosen because the answers and candidate summaries in these datasets are multi-sentence documents that take longer for users to read compared to tasks such as factoid question-answering. We expect our methods to have the greatest impact in this type of long-answer scenario by minimising user interaction time.

For cQA, we use datasets consisting of questions posted on StackExchange in the communities *Apple*, *Cooking* and *Travel*, along with their accepted answers and candidate answers taken from related questions (Rücklé et al., 2019). Statistics for the datasets are shown in Table 2. Our interactive approach can be used to improve the predictions

cQA Topics	#questions	#accepted answers	#candidate answers
Apple	1,250	1,250	125,000
Cooking	792	792	79,200
Travel	766	766	76,600
Summarisation Datasets	#topics	#model summaries	#docs
DUC 2001	30	84	288
DUC 2002	59	177	567
DUC 2004	50	150	500

Table 2: Dataset statistics for summarisation and cQA.

from any method that outputs answer relevance scores, so for cQA we chose the previous state-of-the-art for long answer selection, COALA (Rücklé et al., 2019), as a baseline. While it may be possible to improve on COALA’s performance using newer pre-trained models, recent evaluations by Xu et al. (2019) of a system based on BERT (Devlin et al., 2019) obtain precision@1 of 0.4 on the InsuranceQA version 2 dataset. This suggests that their predictions are far from perfect and could still benefit from refinement through user interaction. As inputs for the BT and GPPL models, we use the same feature vectors as COALA: for each question, COALA extracts *aspects* from the question and its candidate answers; each dimension of an answer’s feature vector encodes how well the answer covers one of the extracted aspects. The vector dimension therefore depends on the number of aspects identified for a particular question.

For summarisation, we use the DUC datasets¹, which contain model summaries written by experts for collections of documents related to a topic. We obtain feature vectors for candidate summaries by taking bag-of-bigram embeddings with additional features proposed by Rioux et al. (2014). The first 200 dimensions of the feature vector have binary values to indicate the presence of each of the 200 most common bigrams in each topic after tokenising, stemming and applying a stop-list. The last 5 dimensions contain the following: the fraction of the 200 most common bigrams that are present in the document (coverage ratio); fraction of the 200 most common bigrams that occur more than once in the document (redundancy ratio); document length divided by 100 (length ratio); the sum over all extracted sentences of the reciprocal of the position of the extracted sentence in its source document

¹<http://duc.nist.gov/>

(extracted sentence position feature); a single bit to indicate if document length exceeds the length limit of 100 tokens. The same features are used for both tasks (2) learning summary ratings and (3) reinforcement learning.

Methods. As baselines, we test BT as our preference learner with random selection and the UNC active learning strategy, and GPPL as the learner with random selection. We also combine GPPL with the acquisition functions described in Section 4, namely UNPA, EIG, IMP and TP. For random sampling, we repeat each experiment ten times.

Simulated Users. In tasks (1) and (2), we simulate a user’s preferences with a noisy oracle based on the user-response models of [Viappiani and Boutilier \(2010\)](#). Given gold standard scores for two documents, g_a and g_b , the noisy oracle prefers document a with probability $p(y_{a,b}|g_a, g_b) = (1 + \exp(\frac{g_b - g_a}{t}))^{-1}$, where t is a parameter that controls the noise level. In both datasets, we are provided with model summaries or gold answers, but no gold standard scores. We therefore estimate gold scores by computing a ROUGE score of the candidate summary or answer, a , against the model summary or gold answer, m . For cQA, we take the ROUGE-L score as a gold score, as it is a well-established metric for evaluating question answering systems (e.g. [Nguyen et al. \(2016\)](#); [Bauer et al. \(2018\)](#); [Indurthi et al. \(2018\)](#)) and set $t = 0.1$, which results in annotation accuracy of 83% (the fraction of times the pairwise label corresponds to the gold ranking). For summarisation, we use $t = 1$, which gives noisier annotations with 58% accuracy, reflecting the greater difficulty of choosing between two summaries. This corresponds to the accuracy found by [Gao et al. \(2019\)](#) for human annotators when comparing summaries from the same datasets. As gold for summarisation, we combine ROUGE scores using the following formula, which was previously found to correlate well with human preferences ([P.V.S and Meyer, 2017](#)):

$$g_a \approx R_{comb} = \frac{\text{ROUGE}_1(a, m)}{0.47} + \frac{\text{ROUGE}_2(a, m)}{0.22} + \frac{\text{ROUGE}_{SU4}(a, m)}{0.18}. \quad (8)$$

5.1 Warm-start using Prior Information

We compare two approaches to integrate prior predictions of the utilities computed before acquiring user feedback. As a baseline, *sum* applies a

Strategy	Prior	Datasets		
<i>#interactions=10, acc.</i>				
random	sum	Apple	Cooking	Travel
		24.5	34.1	39.3
random	prior	35.2	48.9	55.6
UNPA	sum	29.3	45.1	42.3
UNPA	prior	29.0	39.2	47.6
IMP	sum	37.3	46.9	46.6
IMP	prior	61.5	75.0	78.4
<i>#interactions=100, N1</i>				
random	sum	DUC’01	DUC’02	DUC’04
		.543	.640	.670
random	prior	.610	.591	.678
UNPA	sum	.597	.628	.664
UNPA	prior	.634	.658	.678
IMP	sum	.641	.675	.621
IMP	prior	.695	.714	.741

Table 3: The effect of integrating pre-computed predictions as Bayesian priors vs. taking a weighted mean of pre-computed and posterior predictions. Metrics are accuracy for cQA and NDCG@1% for summarisation.

weighted mean to combine the prior predictions with posterior predictions learned using GPPL or BT. Based on preliminary experiments, we weight the prior and posterior predictions equally. *Prior* sets the prior mean of GPPL to the value of the prior predictions, as described in Section 4. Our hypothesis is that *prior* will provide more information at the start of the interactive learning process and help the learner to select more informative pairs.

For cQA, we obtain prior predictions using COALA ([Rücklé et al., 2019](#)), which estimates the relevance of answers to a question by extracting aspects (e.g., n-grams or syntactic structures) from the question and answer texts using CNNs, then matching and aggregating the aspects. For each topic, we train COALA on the training set splits given by [Rücklé et al. \(2019\)](#), then predict on the test sets, i.e., the datasets in Table 2. For summarisation, we use the heuristic evaluation function described by [Ryang and Abekawa \(2012\)](#) as a prior.

Table 3 presents results of a comparison on a subset of strategies, showing that *prior* results in substantially higher performance in most cases. Based on the results of these experiments, we apply *prior* to all further uses of GPPL.

5.2 Community Question Answering

We hypothesise that the performance of COALA can be improved by obtaining a small amount of user feedback for each question, and using it to re-rank candidate answers. To evaluate the top-

ranked answers from each method, we compute accuracy as the percentage of top answers that match the gold answers. We also compare the top five highest-ranked solutions to the gold answers by computing *normalised discounted cumulative gain* (NDCG@5) using ROUGE-L as the relevance score. NDCG@k evaluates the relevance of the top k ranked items, putting more weight on higher-ranked items (Järvelin and Kekäläinen, 2002).

The results in Table 4 show that with only 10 user interactions, most methods are unable to improve performance over pre-trained COALA. UNC, UNPA, EIG and TP are out-performed by random selection and IMP ($p \ll .01$ using a two-tailed Wilcoxon signed-rank test). To see whether other methods improve given more feedback, Figure 3 plots NDCG@5 against number of interactions. While IMP performance increases substantially, random selection improves only very slowly. The early interactions cause a performance drop with UNPA, EIG, and TP, but they begin to increase after five iterations. Initially, pairs of candidates with similar, middling utilities according to the prior are most uncertain, so that even EIG and TP sample heavily from mediocre candidates. This can affect the distributions over the utility of neighbouring strong candidates, causing a drop in performance. Performance rises again once the uncertainty of the mediocre candidates has been reduced and stronger candidates are selected.

Both BT methods start from a much worse initial position, but improve consistently, as their initial samples are not biased by the prior predictions. Note that UNC is worse than random with the BT model. Referring back to Table 3, we can see that even when using *sum* rather than *prior*, GPPL with IMP or UNPA outperforms BT random. Since GPPL-*sum* underperforms BT with random selection, these performance gains may be due to the UNPA and IMP active learning strategies.

5.3 Interactive Summary Rating

We apply interactive learning to refine a ranking over candidate summaries given prior information. For each topic, we create 10,000 summaries with fewer than 100 words each, which are constructed by uniformly selecting sentences at random from the input documents. To determine whether some strategies benefit from more samples, we test each active learning method with between 10 and 100 user interactions with noisy simulated users. The

Learner	Strat	Apple		Cooking		Travel	
		acc	N5	acc	N5	acc	N5
COALA		31.8	.631	47.8	.696	53.3	.717
BT	random	27.2	.589	36.8	.614	41.0	.644
BT	UNC	23.3	.573	30.8	.597	34.7	.619
GPPL	random	35.2	.642	48.9	.699	55.6	.722
GPPL	UNPA	29.0	.591	39.2	.631	47.6	.656
GPPL	EIG	30.2	.628	37.2	.671	46.9	.692
GPPL	TP	27.4	.592	35.3	.636	41.4	.675
GPPL	IMP	61.5	.714	75.0	.753	78.4	.774

Table 4: Interactive text ranking for cQA with 10 rounds of interaction. “N5” is NDCG@5, “acc” is accuracy.

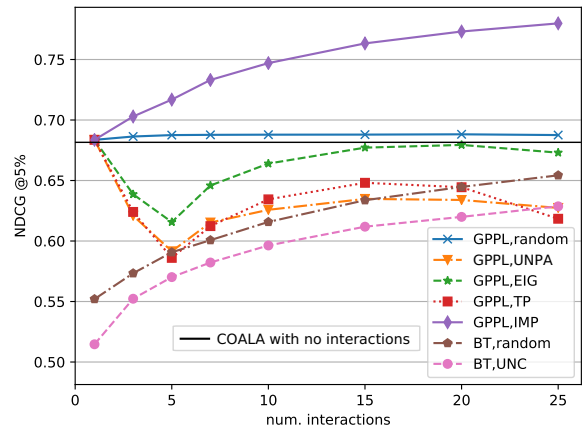


Figure 3: NDCG@5% with increasing number of interactions, mean across 3 cQA topics.

method is fast enough for interactive scenarios: on a standard Intel desktop workstation with a quad-core CPU and no GPU, updates to GPPL at each iteration require around one second.

We evaluate the quality of the 100 highest-ranked summaries using NDCG@1%, and compute the Pearson correlation, r , between the predicted utilities for all candidates with the combined ROUGE scores (Equation (8)). Unlike NDCG@1%, the Pearson correlation does not focus on higher-ranked candidates but considers the utilities for all candidates. Hence, we expect that IMP and TP, which optimise the highest-ranked candidates, may not give the highest values of r .

The results in Table 5 show a clear advantage to IMP with both 10 and 100 interactions in terms of NDCG@1%. IMP outperforms the previous state of the art, BT with UNC (significant with $p \ll .01$ on DUC’01 and DUC’02 with 10 interactions and all datasets with 100 interactions). In terms of r , IMP is often out-performed by TP, while TP gives the second best NDCG@1%, so TP appears more balanced between finding the best candidate and

Learner	Strat -egy	DUC'01		DUC'02		DUC'04	
		N1	r	N1	r	N1	r
heuristics		.556	.217	.573	.278	.597	.322
<i>#interactions=10</i>							
BT	random	.560	.259	.590	.275	.613	.307
BT	UNC	.563	.257	.593	.272	.620	.313
GPPL	random	.558	.288	.588	.293	.606	.323
GPPL	UNPA	.559	.273	.580	.278	.607	.309
GPPL	EIG	.564	.273	.592	.291	.614	.315
GPPL	TP	.572	.272	.589	.299	.612	.325
GPPL	IMP	.583	.263	.612	.306	.625	.308
<i>#interactions=100</i>							
BT	random	.587	.323	.623	.355	.653	.397
BT	UNC	.591	.329	.632	.365	.661	.410
GPPL	random	.610	.327	.591	.298	.678	.409
GPPL	UNPA	.634	.375	.658	.414	.678	.409
GPPL	EIG	.649	.389	.670	.414	.694	.450
GPPL	TP	.656	.406	.691	.463	.731	.416
GPPL	IMP	.695	.359	.714	.404	.741	.478

Table 5: Interactive Summary Rating. “N1” is NDCG@1% and “r” is Pearson’s correlation coefficient.

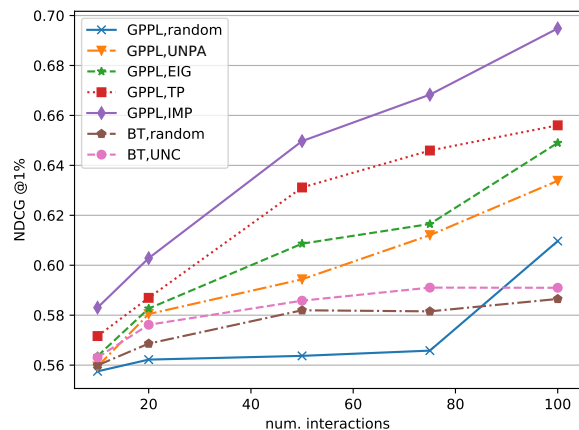


Figure 4: DUC’01 dataset. Changes in NDCG@1% with increasing number of interactions.

learning the ratings for all candidates. Despite the focus of IMP on top candidates, it substantially improves r over the baseline, BT with UNC (significant with $p \ll .01$ on DUC’02 with 10 interactions and all datasets with 100 interactions). UNPA only improves over random sampling with 100 interactions, while EIG and TP achieve gains with both 10 and 100 interactions compared to UNPA or random due to a better focus on epistemic uncertainty.

Figure 4 shows the progress of each method with increasing numbers of interactions on DUC’01. The slow progress of the BT baselines is clear, illustrating the advantage the Bayesian methods have as a basis for active learning by incorporating

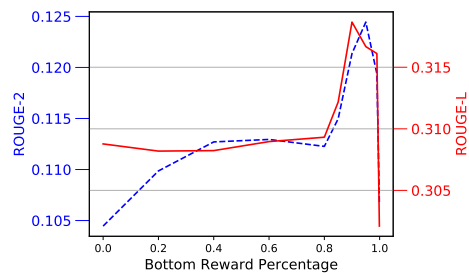


Figure 5: Performance of RL on DUC’01 when the rewards for the bottom $x\%$ summaries are flattened to one. Dashed line = ROUGE-2, solid line = ROUGE-L.

uncertainty estimates and prior predictions.

5.4 RL for Summarisation

We now investigate whether our approach also improves performance when the ranking function is used to provide rewards for a reinforcement learner. Our hypothesis is that it does not matter whether the ranking or rewards assigned to bad candidates are correct, as long as they are distinguished from good candidates, as this will prevent the bad candidates from being chosen.

To test the hypothesis, we simulate a *flat-bottomed* reward function for summarisation on the DUC’01 corpus: first, for each topic, we set the rewards for the 10,000 sampled summaries (see Section 5.3) to the gold standard score, R_{comb} , defined in Eq. (8). Then, we normalise the rewards to $[0, 10]$ and set the rewards for a varying percentage of the lowest-ranked summaries to 1.0 (the flat bottom). We train the reinforcement learner on the flat-bottomed rewards and plot ROUGE scores for the proposed summaries in Figure 5. The performance of the learner actually increases as candidate values are flattened until around 90% of the summaries have the same value. This supports our hypothesis that the user’s labelling effort should be spent on the top candidates.

We now use the ranking functions learned in the previous summarisation task as rewards for reinforcement learning. We replicate the RL setup of Gao et al. (2018) for interactive multi-document summarisation, which previously achieved state-of-the-art performance using the BT learner with UNC. The RL agent models the summarisation process as follows: there is a current state, represented by the current draft summary; the agent uses a *policy* to select a sentence to be concatenated to the current draft summary or to terminate the summary construction. During the learning process, the agent receives a reward after terminating, which it

#intera- ctions	Learner	Prior	Strategy	DUC'01				DUC'02				DUC'04			
				R1	R2	RL	RSU4	R1	R2	RL	RSU4	R1	R2	RL	RSU4
0	None	heuristics only		.324	.069	.256	.099	.350	.081	.276	.113	.372	.086	.292	.122
10	BT	<i>sum</i>	UNC	.337	.072	.266	.104	.362	.085	.286	.119	.388	.102	.307	.134
10	GPPL	<i>prior</i>	random	.325	.068	.256	.097	.350	.083	.277	.110	.380	.088	.302	.127
10	GPPL	<i>prior</i>	UNPA	.344	.082	.273	.108	.351	.084	.280	.113	.384	.089	.303	.128
10	GPPL	<i>prior</i>	EIG	.344	.083	.275	.109	.356	.086	.283	.112	.385	.093	.305	.130
10	GPPL	<i>prior</i>	TP	.344	.081	.271	.108	.352	.084	.275	.111	.394	.095	.310	.134
10	GPPL	<i>prior</i>	IMP	.349	.089	.276	.111	.365	.095	.288	.119	.390	.095	.308	.133
100	BT	<i>sum</i>	UNC	.347	.080	.274	.109	.369	.089	.286	.123	.391	.101	.308	.136
100	GPPL	<i>prior</i>	random	.328	.069	.258	.101	.355	.091	.286	.115	.371	.086	.293	.123
100	GPPL	<i>prior</i>	UNPA	.345	.081	.276	.111	.371	.092	.292	.122	.388	.101	.305	.134
100	GPPL	<i>prior</i>	EIG	.351	.084	.275	.114	.378	.098	.299	.126	.398	.110	.317	.141
100	GPPL	<i>prior</i>	TP	.341	.082	.272	.110	.376	.094	.295	.127	.401	.112	.316	.142
100	GPPL	<i>prior</i>	IMP	.352	.098	.283	.117	.394	.107	.310	.136	.411	.121	.325	.149

Table 6: Reinforcement learning for summarisation: ROUGE scores of the chosen summaries.

uses to update its policy to maximise these rewards. The model is trained for 5,000 episodes (i.e. generating 5,000 summaries and receiving their rewards), then the policy is used to produce a summary. We compare the produced summary using ROUGE to a human-generated model summary. By improving the reward function, we hypothesise that the quality of the resulting summary will also improve.

Table 6 shows that the best-performing method from the previous tasks, IMP, again produces a strong improvement over the previous state of the art, BT with UNC (significant with $p \ll 0.01$ on all cases with 100 interactions and DUC'01 with 10 interactions), in all cases except for DUC'04 with 10 interactions, where the Pearson correlation in task (2) was lower. This suggests that while the ranking was strong on DUC'04, the predicted values of the utilities may have been less accurate. EIG and TP also appear to consistently outperform BT with UNC for 100 interactions. The results confirm that gains made by Bayesian optimisation when learning the utilities translate to better summaries produced by reinforcement learning.

6 Conclusions

We proposed a novel approach to interactive text ranking that uses Bayesian optimisation (BO) to identify top-ranked texts by acquiring pairwise feedback from a user and applying Gaussian process preference learning (GPPL). Our experiments showed that our BO approach significantly improves the accuracy of answers chosen in a cQA task with small amounts of feedback, and leads

to summaries that better match human-generated model summaries when used to learn a reward function for reinforcement learning.

Of two proposed Bayesian optimisation strategies, we found that expected improvement (IMP) outperforms Thompson sampling (TP) if the goal is to optimise the proposed best solution. TP may require a larger number of interactions due to its random sampling step. IMP is effective in both cQA and summarisation tasks, but has the strongest impact on cQA with only 10 interactions. This may be due to the greater sparsity of candidates in cQA (100 versus 10,000 for summarisation), which allows them to be more easily discriminated by the model, given good training examples.

We found that performance improves when including prior predictions as the GPPL prior mean. However, it is not clear how to include estimates of confidence in the prior predictions – here we assume equal confidence in all prior predictions. Therefore, future work will address this by adapting the GPPL prior covariance matrix, which may help to kick-start Bayesian optimisation. Furthermore, the method is currently limited to a single set of prior predictions: in future we intend to integrate multiple sets of predictions from a selection of models. Further evaluation is also necessary with real users to gauge the quantity of feedback needed in a particular domain.

Acknowledgments

This work was supported by the German Research Foundation (DFG) as part of the QA-EduInf project

(grant GU 798/18-1 and grant RI 803/12-1), the German-Israeli Project Cooperation (DIP, grant DA 1600/1-1 and grant GU 798/17-1), and the EVIDENCE project (grant GU 798/27-1).

References

- Jason Baldridge and Miles Osborne. 2004. [Active learning and the total cost of annotation](#). In *Proceedings of the 2004 Conference on Empirical Methods in Natural Language Processing*, pages 9–16, Barcelona, Spain. Association for Computational Linguistics.
- Lisa Bauer, Yicheng Wang, and Mohit Bansal. 2018. [Commonsense for generative multi-hop question answering tasks](#). In *Proceedings of the 2018 Conference on Empirical Methods in Natural Language Processing*, pages 4220–4230, Brussels, Belgium. Association for Computational Linguistics.
- Daniel Beck, Trevor Cohn, and Lucia Specia. 2014. [Joint emotion analysis via multi-task Gaussian processes](#). In *Proceedings of the 2014 Conference on Empirical Methods in Natural Language Processing*, pages 1798–1803. Association for Computational Linguistics.
- Ralph Allan Bradley and Milton E. Terry. 1952. [Rank analysis of incomplete block designs: I. The method of paired comparisons](#). *Biometrika*, 39(3/4):324–345.
- Eric Brochu, Vlad M Cora, and Nando De Freitas. 2010. [A tutorial on bayesian optimization of expensive cost functions, with application to active user modeling and hierarchical reinforcement learning](#). *arXiv preprint arXiv:1012.2599*.
- Eric Brochu, Nando de Freitas, and Abhijeet Ghosh. 2008. [Active preference learning with discrete choice data](#). In *Advances in neural information processing systems*, pages 409–416.
- Wei Chu and Zoubin Ghahramani. 2005. [Preference learning with Gaussian processes](#). In *Proceedings of the 22nd International Conference on Machine Learning*, pages 137–144. ACM.
- Trevor Cohn and Lucia Specia. 2013. [Modelling annotator bias with multi-task Gaussian processes: An application to machine translation quality estimation](#). In *Proceedings of the 51st Annual Meeting of the Association for Computational Linguistics*, volume 1, pages 32–42. Association for Computational Linguistics.
- Jacob Devlin, Ming-Wei Chang, Kenton Lee, and Kristina Toutanova. 2019. [BERT: Pre-training of deep bidirectional transformers for language understanding](#). In *Proceedings of the 2019 Conference of the North American Chapter of the Association for Computational Linguistics: Human Language Technologies, Volume 1 (Long and Short Papers)*, pages 4171–4186, Minneapolis, Minnesota. Association for Computational Linguistics.
- Terry N. Flynn and A. A. J. Marley. 2014. [Best-worst scaling: Theory and methods](#). In Stephane Hess and Andrew Daly, editors, *Handbook of Choice Modelling*, pages 178–201. Edward Elgar Publishing, Cheltenham, UK.
- Yang Gao, Christian M. Meyer, and Iryna Gurevych. 2018. [APRIL: Interactively learning to summarise by combining active preference learning and reinforcement learning](#). In *Proceedings of the 2018 Conference on Empirical Methods in Natural Language Processing*, pages 4120–4130, Brussels, Belgium. Association for Computational Linguistics.
- Yang Gao, Christian M Meyer, and Iryna Gurevych. 2019. [Preference-based interactive multi-document summarisation](#). *arXiv preprint arXiv:1906.02923*.
- Javier González, Zhenwen Dai, Andreas Damianou, and Neil D Lawrence. 2017. [Preferential Bayesian optimization](#). In *Proceedings of the 34th International Conference on Machine Learning*, pages 1282–1291.
- Matthew D. Hoffman, David M. Blei, Chong Wang, and John William Paisley. 2013. [Stochastic variational inference](#). *Journal of Machine Learning Research*, 14:1303–1347.
- Neil Houlsby, Ferenc Huszár, Zoubin Ghahramani, and Máté Lengyel. 2011. Bayesian active learning for classification and preference learning. *arXiv preprint arXiv:1112.5745*.
- Sathish Reddy Indurthi, Seunghak Yu, Seohyun Back, and Heriberto Cuayáhuitl. 2018. [Cut to the chase: A context zoom-in network for reading comprehension](#). In *Proceedings of the 2018*

- Conference on Empirical Methods in Natural Language Processing*, pages 570–575, Brussels, Belgium. Association for Computational Linguistics.
- Kalervo Järvelin and Jaana Kekäläinen. 2002. [Cumulated gain-based evaluation of ir techniques](#). *ACM Transactions on Information Systems (TOIS)*, 20(4):422–446.
- Thorsten Joachims. 2002. [Optimizing search engines using clickthrough data](#). In *Proceedings of the Eighth ACM SIGKDD International Conference on Knowledge Discovery and Data Mining*, pages 133–142. ACM.
- Maurice George Kendall. 1948. *Rank Correlation Methods*. Griffin, Oxford, UK.
- David C. Kingsley and Thomas C. Brown. 2010. [Preference uncertainty, preference refinement and paired comparison experiments](#). *Land Economics*, 86(3):530–544.
- Carolin Lawrence and Stefan Riezler. 2018. [Improving a neural semantic parser by counterfactual learning from human bandit feedback](#). In *Proceedings of the 56th Annual Meeting of the Association for Computational Linguistics (Volume 1: Long Papers)*, pages 1820–1830, Melbourne, Australia. Association for Computational Linguistics.
- Xiao Lin and Devi Parikh. 2017. [Active learning for visual question answering: An empirical study](#). *arXiv preprint arXiv:1711.01732*.
- Yandong Liu and Eugene Agichtein. 2008. [You’ve got answers: towards personalized models for predicting success in community question answering](#). In *Proceedings of the 46th Annual Meeting of the Association for Computational Linguistics on Human Language Technologies: Short Papers*, pages 97–100. Association for Computational Linguistics.
- Manuel Lopes, Francisco Melo, and Luis Montesaño. 2009. [Active learning for reward estimation in inverse reinforcement learning](#). In *Joint European Conference on Machine Learning and Knowledge Discovery in Databases*, pages 31–46. Springer.
- Manuel J Maña López, Manuel de Buenaga Rodríguez, and José María Gómez Hidalgo. 1999. [Using and evaluating user directed summaries to improve information access](#). In *International Conference on Theory and Practice of Digital Libraries*, pages 198–214. Springer.
- R. Duncan Luce. 1959. [On the possible psychophysical laws](#). *Psychological Review*, 66(2):81–95.
- Jonas Močkus. 1975. [On bayesian methods for seeking the extremum](#). In *Optimization Techniques IFIP Technical Conference*, pages 400–404. Springer.
- Frederick Mosteller. 1951. [Remarks on the method of paired comparisons: I. The least squares solution assuming equal standard deviations and equal correlations](#). *Psychometrika*, 16(1):3–9.
- Tri Nguyen, Mir Rosenberg, Xia Song, Jianfeng Gao, Saurabh Tiwary, Rangan Majumder, and Li Deng. 2016. [MS MARCO: A Human Generated Machine Reading Comprehension Dataset](#). *choice*, 2640:660.
- Álvaro Peris and Francisco Casacuberta. 2018. [Active learning for interactive neural machine translation of data streams](#). In *Proceedings of the 22nd Conference on Computational Natural Language Learning*, pages 151–160, Brussels, Belgium. Association for Computational Linguistics.
- R. L. Plackett. 1975. [The analysis of permutations](#). *Journal of the Royal Statistical Society, Series C (Applied Statistics)*, 24(2):193–202.
- Avinesh P.V.S and Christian M. Meyer. 2017. [Joint optimization of user-desired content in multi-document summaries by learning from user feedback](#). In *Proceedings of the 55th Annual Meeting of the Association for Computational Linguistics (Volume 1: Long Papers)*, pages 1353–1363, Vancouver, Canada. Association for Computational Linguistics.
- Chao Qin, Diego Klabjan, and Daniel Russo. 2017. [Improving the expected improvement algorithm](#). In *Advances in Neural Information Processing Systems*, pages 5381–5391.
- Cody Rioux, Sadid A. Hasan, and Yllias Chali. 2014. [Fear the REAPER: A system for automatic multi-document summarization with reinforcement learning](#). In *Proceedings of the 2014*

- Conference on Empirical Methods in Natural Language Processing (EMNLP)*, pages 681–690, Doha, Qatar. Association for Computational Linguistics.
- Sebastian Ruder and Barbara Plank. 2017. [Learning to select data for transfer learning with Bayesian optimization](#). In *Proceedings of the 2017 Conference on Empirical Methods in Natural Language Processing*, pages 372–382, Copenhagen, Denmark. Association for Computational Linguistics.
- Seonggi Ryang and Takeshi Abekawa. 2012. [Framework of automatic text summarization using reinforcement learning](#). In *Proceedings of the 2012 Joint Conference on Empirical Methods in Natural Language Processing and Computational Natural Language Learning*, pages 256–265, Jeju Island, Korea. Association for Computational Linguistics.
- Andreas Rücklé, Nafise Sadat Moosavi, and Iryna Gurevych. 2019. [COALA: A neural coverage-based approach for long answer selection with small data](#). In *Proceedings of the Thirty-Third AAAI Conference on Artificial Intelligence*. AAAI.
- Burr Settles. 2012. [Active learning](#). *Synthesis Lectures on Artificial Intelligence and Machine Learning*, 6(1):1–114.
- Aditya Siddhant and Zachary C. Lipton. 2018. [Deep Bayesian active learning for natural language processing: Results of a large-scale empirical study](#). In *Proceedings of the 2018 Conference on Empirical Methods in Natural Language Processing*, pages 2904–2909, Brussels, Belgium. Association for Computational Linguistics.
- Edwin Simpson and Iryna Gurevych. 2018. [Finding convincing arguments using scalable Bayesian preference learning](#). *Transactions of the Association for Computational Linguistics*, 6:357–371.
- Avi Singh, Larry Yang, Kristian Hartikainen, Chelsea Finn, and Sergey Levine. 2019. [End-to-end robotic reinforcement learning without reward engineering](#). *arXiv preprint arXiv:1904.07854*.
- Jasper Snoek, Hugo Larochelle, and Ryan P Adams. 2012. [Practical bayesian optimization of machine learning algorithms](#). In *Advances in neural information processing systems*, pages 2951–2959.
- Artem Sokolov, Julia Kreutzer, Stefan Riezler, and Christopher Lo. 2016. [Stochastic structured prediction under bandit feedback](#). In *Advances in Neural Information Processing Systems*, pages 1489–1497.
- William R Thompson. 1933. [On the likelihood that one unknown probability exceeds another in view of the evidence of two samples](#). *Biometrika*, 25(3/4):285–294.
- Louis L. Thurstone. 1927. [A law of comparative judgment](#). *Psychological Review*, 34(4):273–286.
- Paolo Viappiani and Craig Boutilier. 2010. [Optimal Bayesian recommendation sets and myopically optimal choice query sets](#). In *Advances in neural information processing systems*, pages 2352–2360.
- Christian Wirth, Riad Akrou, Gerhard Neumann, and Johannes Fürnkranz. 2017. [A survey of preference-based reinforcement learning methods](#). *The Journal of Machine Learning Research*, 18(1):4945–4990.
- Peng Xu, Xiaofei Ma, Ramesh Nallapati, and Bing Xiang. 2019. [Passage ranking with weak supervision](#). *arXiv preprint arXiv:1905.05910*.
- Jie Yang and Diego Klabjan. 2018. [Bayesian active learning for choice models with deep gaussian processes](#). *arXiv preprint arXiv:1805.01867*.
- Yi-Hsuan Yang and Homer H. Chen. 2011. [Ranking-based emotion recognition for music organization and retrieval](#). *IEEE Transactions on Audio, Speech, and Language Processing*, 19(4):762–774.