

- We apply an ensemble of AutoEncoding Transformations to learn robust features under various transformations, and improve the prediction consistency on the transformed images by minimizing their KL divergence. The proposed framework is a general framework that can be readily integrated with and improve any semi-supervised learning method.
- We demonstrate that the EnAET can greatly improve both the semi-supervised and supervised baselines by large margins through integrating the self-supervised representations. Moreover, we find out the number of labeling data can be further reduced to achieve desired performances.
- We use the same hyper-parameters across different datasets without over-tuning them in the experiments, further demonstrating the model's excellent generalization ability and practical value.

The remainder of the paper is organized as follows. We briefly review the related work in semi-supervised learning and self-supervised learning in Section II. We present our algorithm EnAET in Section III. To prove our framework's effectiveness and stability, extensive experiments related to supervised learning and semi-supervised learning are described in Section IV. Finally, we conclude in Section V.

II. RELATED WORK

In this section, we review both semi-supervised and self-supervised learning approaches in the literature.

A. Semi-Supervised Learning (SSL)

Semi-Supervised learning (SSL) is an approach in machine learning that performs training under the scenario where a large amount of unlabelled data and a small amount of labelled data are available. Considering the fact that annotated data is expensive to collect and unlabelled data is easy to collect, it is necessary to develop methods that can learn from a small amount of annotated data.

A wide variety of SSL methods have been developed in literature, which aims to learn from limited number of annotated data. For example, Teach-Student Models [30], [16], [18], [13] constitute a large category of SSL, which is closely related to the proposed model and is proposed based on the assumption that two online models can learn from each other through their predicted probabilities. Inspired by unsupervised learning [31], [32] performance on feature representation, supervision information is incorporated into the variational auto-encoders to learn various semi-supervised classifiers [33], [34], [35], [36]. Similarly, GAN-based models [10], [37], [12] also show promising results on many semi-supervised tasks, whose success is based on the adversarial learning. Below we review two ideas about semi-supervised learning that are closely related to the proposed model.

Consistent Predictions One of the most popular and successful ideas in SSL is to encourage consistent predictions when inputs and/or models are perturbed. Inspired by Denoising Source Separation (DSS) [38], Γ -model [30] applies a denoising layer to improve its performance by minimizing the impact of potential perturbations. Π -model [16] is further

improved by adding stochastic augmentations on images and dropout [39] on network neurons to maximize prediction consistency. Furthermore, Virtual Adversarial Training (VAT) [13] uses adversarial perturbations to replace the random noises in Π -model, making it more resilient against noises.

Compared with the previous methods on maximizing the prediction consistency under perturbations, the Mean Teacher model [18] updates the weights of a teacher model with an exponential moving average (EMA) of the weights from a sequence of student models as follows.

$$\Theta'_\tau = \alpha\Theta'_{\tau-1} + (1 - \alpha)\Theta_\tau \quad (1)$$

where Θ (Θ') is the weights of the Student (Teacher) Model, τ denotes the update step and α is a smoothing coefficient, which is always set to 0.999. This can result in stable and accurate predictions, and will be integrated into the proposed EnAET framework.

Confident Predictions The other successful idea in SSL is to encourage a model to make confident predictions on both labeled and unlabeled data. For the feature space of a model, it is ideal that each class has a clear boundary with other classes. In other words, the boundary should be far away from the high density regions of data. "Pseudo-Label" [6] implements this idea by minimizing the entropy loss of the predictions on unlabeled data. VAT [13] also combines this entropy minimization term to make confident predictions. Similarly, several other works [14], [40] encourage confident predictions by constructing hard labels for high-confident unlabeled data to "sharpen" the predictions.

Recently, MixUp [41] was proposed to further improve the boundary between classes together with entropy minimization. Instead of only focusing on predicted results on given data, MixUp trains a model with the linear combination of the inputs and corresponding outputs. This has shown extraordinary performances in both supervised [41] and semi-supervised tasks [40], [42].

While current semi-supervised approaches is based on consistent prediction and confident prediction ideas, we find that self-supervised representations can successfully integrate with concurrent semi-supervised ideas by exploring the data variations under a variety of transformations. Unlike data augmentation applied to labeled data, we can self-train a semi-supervised model without relying on the labeled data. This can significantly boost the performances in semi-supervised as well as fully-supervised learning tasks. For this reason, we also review the related work on self-supervised methods below.

B. Self-Supervised Learning

Self-Supervised learning is also referred to as representation learning, which aims to learn representative features without label information. The learned features can then be frozen and used for classification. It can not only reduce the cost and time for collecting annotated data, but also successfully avoid the overfitting problem since it is trained without label information. Moreover, finetuning results [26] with a pretrained model from self-supervised learning on different datasets also has shown its excellent encoding ability.

There are a wide variety of unsupervised models that apply different types of self-supervised signals to train deep networks, such as transformation parameters. Mehdi and Favaro [43] propose to solve Jigsaw puzzles to train a convolutional neural network. Doersch et al. [44] train the network by predicting the relative positions between sampled patches from an image as self-supervising information. Noroozi et al. [45] count the features that satisfy equivalence relations between downsampled and tiled images, while Gidaris et al. [29] classify a discrete set of image rotations to train deep networks. Dosovitskiy et al. [46] create a set of surrogate classes from individual images. Unsupervised features have also been learned from videos by estimating the self-motion of moving objects between consecutive frames [47].

More recently, Zhang et al. [25], [48] has demonstrated the state-of-the-art performances in many unsupervised tasks with the utilization of transformation information. It aims to learn a good representation of visual structures that can decode the transformations from the learned representations of original and transformed images. Inspired by this self-supervised idea, we develop a self-trained framework for semi-supervised tasks by exploring unlabeled data under a transformation ensemble.

III. ENSEMBLE AUTOENCODING TRANSFORMATIONS

In this section, we introduce the proposed Ensemble AutoEncoding Transformation (EnAET) framework, a novel idea centered around leveraging an ensemble of spatial and non-spatial transformations to self-train semi-supervised methods for improved performances. Although we choose MixMatch [40] as the reference model, the EnAET framework is not limited to MixMatch. Even though MixMatch has already achieved competitive performances over several datasets, we will demonstrate EnAET can still significantly further improve its performances as a general self-training mechanism.

Indeed, the difference between the features extracted from original and transformed images is caused by the applied transformations. Therefore, the transformation decoder can recover the transformations so long as the encoded features capture the necessary details of visual structures. Inspired by unsupervised work in [25], EnAET can self-train a good feature representation upon which a competitive semi-supervised classifier can be developed to explore an ensemble of spatial and non-spatial transformations. Since EnAET will not make use of labelled information, the EnAET framework can serve as a regularization part and integrate with all current semi-supervised methods and boost its performance. Fig. 1 illustrates the EnAET framework. We will describe the details in Section III-C.

A. Ensemble Transformations

Zhang et al. [25] utilize the parameterized transformations as labels to train encoder to try to predict the most representative features. In the SSL setting, instead of pretraining the encoder as unsupervised learning, we formulate AutoEncoding Transformation (AET) loss as a regularization term along with the SSL loss to train classifiers.

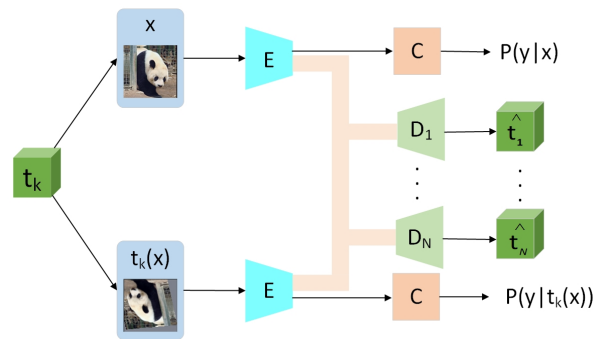


Fig. 1. The Ensemble Auto Encoding Transformation Pipeline.




Fig. 2. Spatial transformations. The images are original, projective transformation, affine transformation, similarity transformation, euclidean transformation.

In this study, we mainly focused on two types of transformations to self-train the SSL algorithms. We will briefly introduce it below. **Spatial Transformations** As introduced in [49], for any 2D spatial transformation, we can represent it with a matrix below in Eq. (2),

$$\begin{bmatrix} a_1 & a_2 & b_1 \\ a_3 & a_4 & b_2 \\ c_1 & c_2 & 1 \end{bmatrix} \begin{bmatrix} x \\ y \\ 1 \end{bmatrix} = \begin{bmatrix} x' \\ y' \\ 1 \end{bmatrix} \quad (2)$$

where $\begin{pmatrix} a_1 & a_2 \\ a_3 & a_4 \end{pmatrix}$ is a submatrix that controls the rotation, aspect ratio, shearing and scaling factors, $\begin{pmatrix} b_1 \\ b_2 \end{pmatrix}$ is the translation, and $\begin{pmatrix} c_1 & c_2 \end{pmatrix}$ is the projection; (x, y) is the coordinate of original image, while (x', y') denotes the coordinate after the transformation.

Based on Eq. (2), we incorporate four most representative transformations into the AET loss: 1) Projective transformation, 2) Affine transformation, 3) Similarity transformation, and 4) Euclidean transformation. We illustrate and compare these transformations in Table I and Fig. 2. Although it seems that projective transformation includes the other transformations as its special cases, it is natural to raise the question of whether we still need to include the other transformations explicitly. However, noting the fact that the Euclidean, Similarity and Affine transformations rarely happen under Projective transformation when we use the random parameters to conduct projective transformation, we will explicitly sample these transformations in EnAET. Our ablation study also shows that the ensemble transformations can contribute to the model's performance.

Non-spatial transformations A good classifier can also recognize objects in different color, contrast, brightness, and sharpness conditions. Therefore, we also add these non-spatial transformations to EnAET framework. We consider four different non-spatial transformations as shown in Table II. For simplicity, these four transformations are applied as an

TABLE I
SPATIAL TRANSFORMATIONS.

Name	DOF	Matrix	Effect	Property
Projective	8	$\begin{bmatrix} a_1 & a_2 & b_1 \\ a_3 & a_4 & b_2 \\ c_1 & c_2 & 1 \end{bmatrix}$	Translation+Rotation +Scale+Aspect Ratio + Shear+Projective	Lines map to lines Parallelism may not be maintained Defined on the complement of line
Affine	6	$\begin{bmatrix} a_1 & a_2 & b_1 \\ a_3 & a_4 & b_2 \\ 0 & 0 & 1 \end{bmatrix}$	Translation+Rotation +Scale+Aspect Ratio + Shear	Preserves collinearity¶llelism Preserves the ratio of distances Does not preserve angles or lengths
Similarity	4	$\begin{bmatrix} a * \cos(\theta) & -\sin(\theta) & b_1 \\ \sin(\theta) & a * \cos(\theta) & b_2 \\ 0 & 0 & 1 \end{bmatrix}$	Translation +Rotation +Scale	Preserves collinearity¶llelism Preserves general shape of objects Preserves angles of objects
Euclidean	3	$\begin{bmatrix} \cos(\theta) & -\sin(\theta) & b_1 \\ \sin(\theta) & \cos(\theta) & b_2 \\ 0 & 0 & 1 \end{bmatrix}$	Translation+Rotation	Preserves collinearity¶llelism Preserves exact shape of objects Preserves angles&lengths of objects

Algorithm 1 Algorithms of Ensemble AutoEncoding Transformations (EnAET).

Require: a batch of labeled data pair \mathcal{X} , unlabeled data \mathcal{U} , the number of transformations in EnAET N , the balancing coefficients $\lambda_{\mathcal{U}'}$, λ_k , and γ .

- 1: $\mathcal{X}', \mathcal{U}' = \text{MixMatch}(\mathcal{X}, \mathcal{U})$ ▷ Use Algorithm 1 in MixMatch [40]
- 2: $\mathcal{L}_{SSL} = \mathcal{L}_{\mathcal{X}'} + \lambda_{\mathcal{U}'} * \mathcal{L}_{\mathcal{U}'}$ ▷ Calculate SSL loss (see Eq. (6))
- 3: **for** $k=1$ to N **do**
- 4: $\mathcal{L}_{AET_k} = \mathbb{E}_{x \in \mathcal{U}, t_k} \|D[E(x), E(t_k(x))] - t_k\|^2$ ▷ Calculate AET loss, which is illustrated in Section III-A.
- 5: $\mathcal{L}_{CL_k} = \mathbb{E}_{x \in \mathcal{U}, t_k} \sum_y P(y|x) \log \frac{P(y|x)}{P_{t_k}(y|x)}$ ▷ Consistent Prediction loss, details in Section III-B
- 6: **end for**
- 7: $\mathcal{L} = \mathcal{L}_{SSL} + \sum_{k=1}^N \lambda_k \mathcal{L}_{AET_k} + \gamma \sum_{k=1}^N \mathcal{L}_{CL_k}$ ▷ Calculate the overall loss
- 8: Apply \mathcal{L} to update model.
- 9: Update teacher model: $\Theta'_\tau = \alpha \Theta'_{\tau-1} + (1 - \alpha) \Theta_\tau$ ▷ Use EMA [18] to update the final model's loss (see Eq. (1))

Ensure: Student model with weight Θ and teacher model with weight Θ' .

TABLE II
NON-SPATIAL TRANSFORMATIONS.

Transform	Description
Color	Adjusts color balance of image
Contrast	Adjusts difference of light pixels and dark pixels in image
Brightness	Adds or subtracts to= image matrix to change brightness
Sharpness	Adjusts pixels to make image appear sharper

entire non-spatial transformation with four strength parameters in EnAET. The effect of such a combined Color Contrast Brightness Sharpness (CCBS) transformation is illustrated in Fig. 3.

To apply AutoEncoding Transformation (AET) idea to self-train the encoder part, we can formulate AET loss in Eq. (3).

$$\mathcal{L}_{AET_k} = \mathbb{E}_{x, t_k} \|D[E(x), E(t_k(x))] - t_k\|^2 \quad (3)$$

where D denotes the transformation decoder, E represents the encoder, and t_k is the sampled transformation of type k . The AET loss computes the Mean-Squared Error (MSE) between the predicted transformation and the sampled transformation.

Then, we can minimize a linear combination of the SSL loss and the AET loss to train a classifier over the network weights Θ

$$\min_{\Theta} \mathcal{L}_{SSL} + \sum_{k=1}^N \lambda_k \mathcal{L}_{AET_k} \quad (4)$$




Fig. 3. Non-spatial transformations. The images are original, color transformation, contrast transformation, brightness transformation, sharpen transformation, color+contrast, color+contrast+brightness, color+contrast+brightness+sharpen.

where λ_k is the weight on the AET loss \mathcal{L}_{AET_k} for the transformation t_k of the k th type.

Here, the SSL loss \mathcal{L}_{SSL} can be any loss used to self-train a semi-supervised classifier in literature. Particularly, we will use the MixMatch loss [40] that yields the state-of-the-art SSL result. In other words, we use MixMatch as the baseline to demonstrate the proposed framework can further improve an even very competitive model.

B. Making Consistent Predictions

Inspired by the common SSL algorithms, transformation invariance by making consistent predictions on image labels under transformations [50], [13] are widely used.

Similarly, apart from the AET loss for our ensemble transformations, we also explore the consistency predictions for our transformations. To achieve this, we propose our consistency loss (CL) by minimizing the KL divergence between the “guessed label” $P(y|x)$ on an original image x and $P_t(y|x) \triangleq P(y|t(x))$ on a transformed image $t(x)$

$$\mathcal{L}_{CL} = \mathbb{E}_{x,t} \sum_y P(y|x) \log \frac{P(y|x)}{P_t(y|x)} \quad (5)$$

to make consistent predictions under different transformations, where the expectation is taken over the sampled data and transformations.

Furthermore, since we used MixMatch as our baseline of the framework, we use sharpened “guessed label” $P(y|x)$ for original image x .

C. Overall Framework

We illustrate the framework of the proposed EnAET in Fig. 1. For each image x , we apply five different transformations: t_1 (Projective), t_2 (Affine), t_3 (Similarity), t_4 (Euclidean), t_5 (CCBS).

After that, the network is split into three parts: an representation encoder E , a classifier C , and a set of decoders D_k each for a type of transformation t_k . The original input x and all its transformed counterparts $t_k(x)$ are fed through the network. The original and transformed images have a Siamese encoder E and classifier C with shared weights.

As in the baseline MixMatch settings, we use Wide ResNet-28-2 network as our architecture. It consists of four blocks, and we use the last block as the classifier C , while the other three blocks constitute the encoder E . Also, all the decoders D_k ’s share the same network architecture as the classifier C but with different weights.

The representations of the original and transformed images will be concatenated to predict the parameters of each transformation t_k by the corresponding decoder D_k .

The classifier C is built upon the encoded representation to output the label predictions $P(y|x)$ and $P(y|t(x))$ for both the original and transformed images, respectively. Following our baseline MixMatch, we used the sharpened “guessed label” as $P(y|x)$. The label prediction of original image needs to be “sharpened” [51] to reach a high degree of prediction confidence by minimizing the prediction entropy.

After splitting a network into Encoder E and Classifier C , we can then update the network with a linear combination of three losses: semi-supervised loss \mathcal{L}_{SSL_k} , AET loss \mathcal{L}_{AET_k} and consistency loss \mathcal{L}_{CL_k} . Our framework can be illustrated in Algorithm 1. It is clear that our framework is independent of any semi-supervised learning algorithm. That is to say, for lines 1-2 in Algorithm 1, we can easily replace them with any SSL algorithms to apply the framework when new SSL methods are proposed.

D. SSL Baseline: MixMatch

MixMatch [40] is the current state-of-the-art for the semi-supervised classification task. It uses many ideas in previous approaches to build a new algorithm. Among them are Mixup [41] by training a network with a convex combination of examples and their labels, as well as entropy minimization by sharpening the label predictions. In addition, a guessed label with data augmentation also contributes to more consistent label predictions.

Formally, Algorithm 1 in MixMatch [40] mixes up a batch of labeled \mathcal{X} and unlabeled \mathcal{U} to obtain the mixed-up $\mathcal{X}', \mathcal{U}'$. Then, it minimizes the following SSL loss \mathcal{L}_{SSL} to train its model,

$$\begin{cases} \mathcal{L}_{\mathcal{X}'} = \mathbb{E}_{(x,y) \in \mathcal{X}'} H(y, f(x, \Theta)) \\ \mathcal{L}_{\mathcal{U}'} = \mathbb{E}_{(u,q) \in \mathcal{U}'} \|f(u, \Theta) - q\|^2 \\ \mathcal{L}_{SSL} = \mathcal{L}_{\mathcal{X}'} + \lambda_{\mathcal{U}'} \mathcal{L}_{\mathcal{U}'} \end{cases} \quad (6)$$

where \mathcal{X}' and \mathcal{U}' are the labeled and unlabeled data resulting from MixMatch, H is the cross-entropy between two distributions, and q is the sharpened predictions on a unlabeled sample u for each $(u, q) \in \mathcal{U}'$.

IV. EXPERIMENTS

A. Training Details

For a fair comparison with other SSL methods, we follow our baseline MixMatch settings and use “Wide ResNet-28-2” as our backbone network and a “Wide ResNet-28-2” architecture with 135 filters per layer as our larger model, which we will refer to as “Wide ResNet-28-2-Large” in the following. This also follows the evaluation setup for the baseline methods in [59].

For our encoder E and C , We follow our baseline MixMatch’s setting and use the Adam solver [33] with a learning rate of 0.002 to train. For decoder D_k , the SGD optimizer is used with an initial learning rate of 0.1. Then we use a cosine [60] scheduler for a learning rate decay from 0.1 to 0.0001. We also fix the weight decay rate to 5e-4.

As settings in [40], for all experiments, we use a batch size of 128 images. The model is trained for 1024 epochs. For the sake of fair comparison, the mean error rate of the last 20 models is reported. Also, we report the error variance based on 4 runs with different random seeds.

We also adopt the same hyper-parameter setup to minimize the MixMatch loss as in [40]. The weight λ_k of the AET loss is initialized to 1.0, 0.75, 0.5, 0.2, 0.05 for the four spatial transformations and the CCBS transformation, respectively, and we fix that for different datasets. The weight γ of the CL loss is also always set to 0.2 as an initial value, and we found it would not influence the overall performance too much, which only needs to be slightly adjusted if you want to transfer to more datasets. Like our baseline MixMatch [40], we use a warm-up strategy for the weights of these losses.

Finally, we also use the exponential moving average (EMA) [18] in the experiments with a rate of 0.999.

TABLE III
ERROR RATES OF DIFFERENT MODELS ON CIFAR-10.

Methods/Labels	50	100	250	500	1000	2000	4000
II-Model [16], [17]	–	–	53.02±2.05	41.82±1.52	31.53±0.98	23.07±0.66	17.41±0.37
PseudoLabel [14]	–	–	49.98±1.17	40.55±1.70	30.91±1.73	21.96±0.42	16.21±0.11
MixUp [41]	–	–	47.43±0.92	36.17±2.82	25.72±0.66	18.14±1.06	13.15±0.20
VAT [13]	–	–	36.03±2.82	26.11±1.52	18.68±0.40	14.40±0.15	11.05±0.31
MeanTeacher [18]	–	–	47.32±4.71	42.01±5.86	17.32±4.00	12.17±0.22	10.36±0.25
MixMatch [40]	–	–	11.08±0.87	9.65±0.94	7.75±0.32	7.03±0.15	6.24±0.06
EnAET	16.45	9.35	7.6±0.34	7.27	6.95	6.00	5.35

TABLE IV
ERROR RATES OF DIFFERENT MODELS ON CIFAR-100.

Methods/Labels	1000	5000	10000
Supervised-only	–	–	51.21±0.33
II-Model [17]	–	–	39.19±0.36
Temporal ensembling [16]	–	–	38.65±0.51
EnAET	58.73	31.83	26.93±0.21

TABLE V
ERROR RATES OF DIFFERENT MODELS ON STL10.

Methods/Labels	1000	5000
CutOut [52]	-	12.74
IIC [53]	-	11.20
SWWAE [54]	25.70	-
CC-GAN ² [55]	22.20	-
MixMatch [40]	10.18±1.46	5.59
EnAET	8.04	4.52

B. Transformation Details

For spatial transformations, considering they can all be expressed by a matrix shown in Eq. (2), we use the same operation settings for all of them. For random rotation, we set the rotation degree from $[-180^\circ, 180^\circ]$. For the translation factor, we randomly sample the translation from $[-0.2, 0.2]$ for both horizontal and vertical directions. Also, we sample the scaling factor from $[0.8, 1.2]$ to make the scaled image fall in a proper range. With the shearing factor, we limit the shearing in $[-30^\circ, 30^\circ]$ to make sure the image can still be recognized. For the projective factor, we set the translation factor for the 4 corners of an image in $[-0.125, 0.125]$ for both horizontal and vertical directions.

For non-spatial transformations, we randomly sample the magnitude for color, contrast, brightness and sharpness from $[0.2, 1.8]$ to keep the transformed images recognizable by human beings.

C. EnAET for Semi-Supervised Learning

To evaluate the proposed method, we perform semi-supervised tasks on four datasets: CIFAR-10 and CIFAR-100 [65], SVHN [66], and STL-10 [67].

1) *CIFAR-10 Results*: For CIFAR-10, we evaluate the compared methods with different sizes of labeled data. The results are reported in Table III. Experiments are conducted 4 times with different random seeds to test the stability of our method

and we find out that our method’s variance is very small when we only use 250 labels. Therefore, we report the variance based on 4 runs for 250 labels and do not further perform more experiments for other conditions.

The results show that the proposed framework outperforms all the state-of-the-art methods. For example, the proposed model achieves a 7.6% error rate with 250 labels compared with previous best rate of 11.08%, which is our baseline SSL algorithm. Here we reduced around relative 2.5% error rate compared to SSL baseline. Notably, we are the first to conduct experiments with only 50 labels and 100 labels, and achieve 16.45% and 9.35% error rates, respectively. It is worth noting that the proposed framework with 50 labels even outperforms most methods with 1,000 labels.

2) *CIFAR-100 Results*: Different models are compared in Table IV on CIFAR-100. The proposed EnAET achieves an error rate of 58.73% and 31.83% with only 1,000 and 5,000 labels. The performance of EnAET with 5,000 labels is even better than other models with 10,000 labels. Here we do not have our baseline experiments’ information, but our advantage compared to previous SSL algorithms is very obvious.

3) *SVHN Results*: Compared with the previous methods, the proposed model achieves a new performance record on the SVHN dataset as shown in Table VI. Notably, we are the first to test SVHN under 100 images and achieved 16.92% error rate, which is even better compared to some methods with 1,000 labels. Compared to our baseline with very low error rate, we can still have around 0.5% accuracy improvement.

4) *STL10 Results*: STL-10 contains 5,000 labeled images and 100,000 unlabeled images and is specifically designed for semi-supervised task. Follow the same setting as baseline MixMatch, we achieve the best performance with 1,000 and 5,000 labeled images in Table V. We reduce the error rate from 10.18% to 8.04% with 1,000 labeled images, and set a record error rate of 4.52% when using all labeled data.

5) *Performance of Wide ResNet-28-2-Large*: Following the settings in MixMatch, we also evaluate our framework with larger architecture. The results on 3 different classical settings, we have clearly improved compared to our baseline MixMatch. For instance, we reduced error rate from 25.88% to 22.92% with around 3% improvement under CIFAR-100 with 10000 labels settings.

D. Supervised Learning

We also compare different models in the fully supervised setting on all dataset by using all labeled data. We show that

TABLE VI
ERROR RATES OF DIFFERENT MODELS ON SVHN.

Methods/Labels	100	250	500	1000	2000	4000
II-Model [16], [17]	–	17.65±0.27	11.44±0.39	8.6±0.18	6.94±0.27	5.57±0.14
PseudoLabel [14]	–	21.16±0.88	14.35±0.37	10.19±0.41	7.54±0.27	5.71±0.07
MixUp [41]	–	39.97±1.89	29.62±1.54	16.79±0.63	10.47±0.48	7.96±0.14
VAT [13]	–	8.41±1.01	7.44±0.79	5.98±0.21	4.85±0.23	4.20±0.15
MeanTeacher [18]	–	6.45±2.43	3.82±0.17	3.75±0.10	3.51±0.09	3.39±0.11
MixMatch [40]	–	3.78±0.26	3.64±0.46	3.27±0.31	3.04±0.13	2.89±0.06
EnAET	16.92	3.21±0.21	3.05	2.92	2.84	2.69

TABLE VII
COMPARISON OF ERROR RATES WITH WIDE RESNET-28-2-LARGE.

Methods/Labels	CIFAR-10 4000 label	CIFAR-100 10000 label	SVHN 1000 label
Mean Teacher [18]	6.28	–	–
SWA [56]	5.00	28.80	–
Fast SWA [56]	5.0	28.0	–
MixMatch [40]	4.95±0.08	25.88±0.30	–
EnAET	4.18	22.92	2.42

TABLE VIII
ERROR RATES OF FULLY SUPERVISED MODELS WITH A WIDE RESNET-28-2 BACKBONE.

Methods/Labels	CIFAR-10	CIFAR-100	SVHN
Baseline [57]	5.1	24.6	3.3
AutoAugment [58]	4.1	21.5	1.7
MixMatch [40]	4.13	–	2.59
EnAET	3.55	20.55	2.48

the proposed framwork can still achieve the best results with the same network architecture.

1) *Wide ResNet-28-2 Backbone*: We compare different methods by using Wide ResNet-28-2 as the backbone in Table VIII. It’s clear our framwork can achieve best performance and can still have some improvement compared to MixMatch though we used all labels now.

2) *Wide ResNet-28-2-Large Backbone*: We also compare the proposed framework with the current state-of-the-art methods to demonstrate its remarkable performance in Table IX though the architecture is less complex compared to other methods. Compared to baseline, we have improvement with a large margin. It is worth noting EnAET achieves the state of the art on CIFAR-10 with a less complicated architecture.

TABLE IX
ERROR RATES OF FULLY SUPERVISED MODELS WITH WIDE RESNET-28-2-LARGE.

Methods/Labels	CIFAR-10	CIFAR-100	SVHN
Baseline [57]	3.9	18.8	3.1
AutoAugment [58]	2.6	17.1	1.9
PBA [61]	2.6	16.7	–
Fast AA [62]	2.7	17.3	–
EnAET	1.99	16.87	2.22
ProxylessNAS [63]	2.08	–	–
CutMix [64]	2.88	13.81	–

TABLE X
ABLATION STUDY OF ENAET ON CIFAR-10.

Ablation	250labels
EnAET	7.64
Only Projective Transformation	9.96
Only Affine Transformation	8.12
Only Similarity Transformation	10.25
Only Euclidean Transformation	10.56
Only CCBS Transformation	15.34
Remove CL loss	8.39
Remove AET loss	13.54
Baseline: MixMatch	11.08

E. Ablation Study

We perform an ablation study of the proposed EnAET on CIFAR-10 and results are shown in Table X. Specifically, we focus on the roles of different transformations and the different components in EnAET:

- 1) The ensemble of transformations can greatly contribute to the performance compared with any single transformation.
- 2) The consistency loss can not contribute much to the performance but can increase the training stability.
- 3) The AET loss regularization is the key to boosting the performance on top of the SSL baseline.

V. CONCLUSION

In this paper, we present EnAET, a novel framework that integrates the idea of self-trained representations into semi-supervised learning models. Throughout our experiments, the proposed method outperforms the state-of-the-art methods on all the datasets by a significant margin and greatly boost the performance of the semi-supervised baselines. Moreover, with the same architecture, the proposed method can also greatly improve the supervised learning baselines. Furthermore, on many datasets, EnAET even performs better than ProxylessNAS, the auto-augmentation policy search with a less complicated architecture. In the future, we will employ policy search to find the best combination of transformations and their ranges, which we believe can lead to even more competitive results.

REFERENCES

- [1] J. Deng, W. Dong, R. Socher, L.-J. Li, K. Li, and L. Fei-Fei, “Imagenet: A large-scale hierarchical image database,” in *2009 IEEE conference on computer vision and pattern recognition*. Ieee, 2009, pp. 248–255.

- [2] G.-J. Qi, "Hierarchically gated deep networks for semantic segmentation," in *Proceedings of the IEEE Conference on Computer Vision and Pattern Recognition*, 2016, pp. 2267–2275.
- [3] X.-S. Hua and G.-J. Qi, "Online multi-label active annotation: towards large-scale content-based video search," in *Proceedings of the 16th ACM international conference on Multimedia*, 2008, pp. 141–150.
- [4] G.-J. Qi, X.-S. Hua, Y. Rui, J. Tang, T. Mei, M. Wang, and H.-J. Zhang, "Correlative multilabel video annotation with temporal kernels," *ACM Transactions on Multimedia Computing, Communications, and Applications (TOMM)*, vol. 5, no. 1, pp. 1–27, 2008.
- [5] O. Chapelle, B. Scholkopf, and A. Zien, "Semi-supervised learning (chapelle, o. et al., eds.; 2006)[book reviews]," *IEEE Transactions on Neural Networks*, vol. 20, no. 3, pp. 542–542, 2009.
- [6] Y. Grandvalet and Y. Bengio, "Semi-supervised learning by entropy minimization," in *Advances in neural information processing systems*, 2005, pp. 529–536.
- [7] C. Gong, D. Tao, S. J. Maybank, W. Liu, G. Kang, and J. Yang, "Multi-modal curriculum learning for semi-supervised image classification," *IEEE Transactions on Image Processing*, vol. 25, no. 7, pp. 3249–3260, 2016.
- [8] H. Wu and S. Prasad, "Semi-supervised deep learning using pseudo labels for hyperspectral image classification," *IEEE Transactions on Image Processing*, vol. 27, no. 3, pp. 1259–1270, 2017.
- [9] F. Nie, G. Cai, J. Li, and X. Li, "Auto-weighted multi-view learning for image clustering and semi-supervised classification," *IEEE Transactions on Image Processing*, vol. 27, no. 3, pp. 1501–1511, 2017.
- [10] G.-J. Qi, L. Zhang, H. Hu, M. Edraki, J. Wang, and X.-S. Hua, "Global versus localized generative adversarial nets," in *Proceedings of the IEEE conference on computer vision and pattern recognition*, 2018, pp. 1517–1525.
- [11] J. Wang, Z. Zhao, J. Zhou, H. Wang, B. Cui, and G. Qi, "Recommending flickr groups with social topic model," *Information retrieval*, vol. 15, no. 3-4, pp. 278–295, 2012.
- [12] Y. Zhao, Z. Jin, G.-j. Qi, H. Lu, and X.-s. Hua, "An adversarial approach to hard triplet generation," in *Proceedings of the European conference on computer vision (ECCV)*, 2018, pp. 501–517.
- [13] T. Miyato, S.-i. Maeda, M. Koyama, and S. Ishii, "Virtual adversarial training: a regularization method for supervised and semi-supervised learning," *IEEE transactions on pattern analysis and machine intelligence*, vol. 41, no. 8, pp. 1979–1993, 2018.
- [14] D.-H. Lee, "Pseudo-label: The simple and efficient semi-supervised learning method for deep neural networks," in *Workshop on Challenges in Representation Learning, ICML*, vol. 3, 2013, p. 2.
- [15] D. C. Cireřan, U. Meier, L. M. Gambardella, and J. Schmidhuber, "Deep, big, simple neural nets for handwritten digit recognition," *Neural computation*, vol. 22, no. 12, pp. 3207–3220, 2010.
- [16] S. Laine and T. Aila, "Temporal ensembling for semi-supervised learning," in *International Conference on Learning Representations*, 2017.
- [17] M. Sajjadi, M. Javanmardi, and T. Tasdizen, "Regularization with stochastic transformations and perturbations for deep semi-supervised learning," in *Advances in Neural Information Processing Systems*, 2016, pp. 1163–1171.
- [18] A. Tarvainen and H. Valpola, "Mean teachers are better role models: Weight-averaged consistency targets improve semi-supervised deep learning results," in *Advances in neural information processing systems*, 2017, pp. 1195–1204.
- [19] L. Zhuang, Z. Zhou, S. Gao, J. Yin, Z. Lin, and Y. Ma, "Label information guided graph construction for semi-supervised learning," *IEEE transactions on image processing*, vol. 26, no. 9, pp. 4182–4192, 2017.
- [20] R. Dupre, J. Fajtl, V. Argyriou, and P. Remagnino, "Improving dataset volumes and model accuracy with semi-supervised iterative self-learning," *IEEE Transactions on Image Processing*, 2019.
- [21] H. Tao, C. Hou, F. Nie, J. Zhu, and D. Yi, "Scalable multi-view semi-supervised classification via adaptive regression," *IEEE Transactions on Image Processing*, vol. 26, no. 9, pp. 4283–4296, 2017.
- [22] J. Turian, L. Ratinov, and Y. Bengio, "Word representations: a simple and general method for semi-supervised learning," in *Proceedings of the 48th annual meeting of the association for computational linguistics*. Association for Computational Linguistics, 2010, pp. 384–394.
- [23] G. Papandreou, L.-C. Chen, K. P. Murphy, and A. L. Yuille, "Weakly- and semi-supervised learning of a deep convolutional network for semantic image segmentation," in *Proceedings of the IEEE international conference on computer vision*, 2015, pp. 1742–1750.
- [24] V. Cheplygina, M. de Bruijne, and J. P. Pluim, "Not-so-supervised: a survey of semi-supervised, multi-instance, and transfer learning in medical image analysis," *Medical image analysis*, vol. 54, pp. 280–296, 2019.
- [25] L. Zhang, G.-J. Qi, L. Wang, and J. Luo, "Aet vs. aed: Unsupervised representation learning by auto-encoding transformations rather than data," in *Proceedings of the IEEE Conference on Computer Vision and Pattern Recognition*, 2019, pp. 2547–2555.
- [26] K. He, H. Fan, Y. Wu, S. Xie, and R. Girshick, "Momentum contrast for unsupervised visual representation learning," in *Proceedings of the IEEE/CVF Conference on Computer Vision and Pattern Recognition*, 2020, pp. 9729–9738.
- [27] G.-J. Qi, L. Zhang, C. W. Chen, and Q. Tian, "Avt: Unsupervised learning of transformation equivariant representations by autoencoding variational transformations," in *Proceedings of the IEEE/CVF International Conference on Computer Vision (ICCV)*, October 2019.
- [28] G. E. Hinton, A. Krizhevsky, and S. D. Wang, "Transforming auto-encoders," in *International conference on artificial neural networks*. Springer, 2011, pp. 44–51.
- [29] S. Gidaris, P. Singh, and N. Komodakis, "Unsupervised representation learning by predicting image rotations," in *International Conference on Learning Representations*, 2018. [Online]. Available: <https://openreview.net/forum?id=S1v4N210>
- [30] A. Rasmus, M. Berglund, M. Honkala, H. Valpola, and T. Raiko, "Semi-supervised learning with ladder networks," in *Advances in neural information processing systems*, 2015, pp. 3546–3554.
- [31] G.-J. Qi and J. Luo, "Small data challenges in big data era: A survey of recent progress on unsupervised and semi-supervised methods," *arXiv preprint arXiv:1903.11260*, 2019.
- [32] G.-J. Qi, W. Liu, C. Aggarwal, and T. Huang, "Joint intermodal and intramodal label transfers for extremely rare or unseen classes," *IEEE transactions on pattern analysis and machine intelligence*, vol. 39, no. 7, pp. 1360–1373, 2016.
- [33] D. P. Kingma, S. Mohamed, D. J. Rezende, and M. Welling, "Semi-supervised learning with deep generative models," in *Advances in neural information processing systems*, 2014, pp. 3581–3589.
- [34] S. Narayanaswamy, T. B. Paige, J.-W. Van de Meent, A. Desmaison, N. Goodman, P. Kohli, F. Wood, and P. Torr, "Learning disentangled representations with semi-supervised deep generative models," in *Advances in Neural Information Processing Systems*, 2017, pp. 5925–5935.
- [35] L. Maaløe, C. K. Sønderby, S. K. Sønderby, and O. Winther, "Auxiliary deep generative models," in *Proceedings of the 33rd International Conference on International Conference on Machine Learning-Volume 48*, 2016, pp. 1445–1454.
- [36] C. K. Sønderby, T. Raiko, L. Maaløe, S. K. Sønderby, and O. Winther, "Ladder variational autoencoders," in *Advances in neural information processing systems*, 2016, pp. 3738–3746.
- [37] T. Salimans, I. Goodfellow, W. Zaremba, V. Cheung, A. Radford, and X. Chen, "Improved techniques for training gans," in *Advances in neural information processing systems*, 2016, pp. 2234–2242.
- [38] J. Särelä and H. Valpola, "Denoising source separation," *Journal of machine learning research*, vol. 6, no. Mar, pp. 233–272, 2005.
- [39] N. Srivastava, G. Hinton, A. Krizhevsky, I. Sutskever, and R. Salakhutdinov, "Dropout: a simple way to prevent neural networks from overfitting," *The journal of machine learning research*, vol. 15, no. 1, pp. 1929–1958, 2014.
- [40] D. Berthelot, N. Carlini, I. Goodfellow, N. Papernot, A. Oliver, and C. A. Raffel, "Mixmatch: A holistic approach to semi-supervised learning," in *Advances in Neural Information Processing Systems*, 2019, pp. 5050–5060.
- [41] H. Zhang, M. Cisse, Y. N. Dauphin, and D. Lopez-Paz, "mixup: Beyond empirical risk minimization," in *International Conference on Learning Representations*, 2018.
- [42] V. Verma, A. Lamb, J. Kannala, Y. Bengio, and D. Lopez-Paz, "Interpolation consistency training for semi-supervised learning," in *Proceedings of the 28th International Joint Conference on Artificial Intelligence*. AAAI Press, 2019, pp. 3635–3641.
- [43] M. Noroozi and P. Favaro, "Unsupervised learning of visual representations by solving jigsaw puzzles," in *European Conference on Computer Vision*. Springer, 2016, pp. 69–84.
- [44] C. Doersch, A. Gupta, and A. A. Efros, "Unsupervised visual representation learning by context prediction," in *Proceedings of the IEEE International Conference on Computer Vision*, 2015, pp. 1422–1430.
- [45] M. Noroozi, H. Pirsiavash, and P. Favaro, "Representation learning by learning to count," in *Proceedings of the IEEE International Conference on Computer Vision*, 2017, pp. 5898–5906.
- [46] A. Dosovitskiy, J. T. Springenberg, M. Riedmiller, and T. Brox, "Discriminative unsupervised feature learning with convolutional neural

- networks,” in *Advances in neural information processing systems*, 2014, pp. 766–774.
- [47] P. Agrawal, J. Carreira, and J. Malik, “Learning to see by moving,” in *Proceedings of the IEEE International Conference on Computer Vision*, 2015, pp. 37–45.
- [48] G.-J. Qi, L. Zhang, F. Lin, and X. Wang, “Learning generalized transformation equivariant representations via autoencoding transformations,” *IEEE Transactions on Pattern Analysis and Machine Intelligence*, 2020.
- [49] R. I. Hartley, “Theory and practice of projective rectification,” *International Journal of Computer Vision*, vol. 35, no. 2, pp. 115–127, 1999.
- [50] S. Rifai, P. Vincent, X. Muller, X. Glorot, and Y. Bengio, “Contractive auto-encoders: Explicit invariance during feature extraction,” in *Proceedings of the 28th International Conference on International Conference on Machine Learning*. Omnipress, 2011, pp. 833–840.
- [51] I. Goodfellow, Y. Bengio, and A. Courville, *Deep learning*. MIT press, 2016.
- [52] T. DeVries and G. W. Taylor, “Improved regularization of convolutional neural networks with cutout,” *arXiv preprint arXiv:1708.04552*, 2017.
- [53] X. Ji, J. F. Henriques, and A. Vedaldi, “Invariant information clustering for unsupervised image classification and segmentation,” in *Proceedings of the IEEE International Conference on Computer Vision*, 2019, pp. 9865–9874.
- [54] J. Zhao, M. Mathieu, R. Goroshin, and Y. Lecun, “Stacked what-where auto-encoders,” 2016.
- [55] E. Denton, S. Gross, and R. Fergus, “Semi-supervised learning with context-conditional generative adversarial networks,” *arXiv preprint arXiv:1611.06430*, 2016.
- [56] B. Athiwaratkun, M. Finzi, P. Izmailov, and A. G. Wilson, “There are many consistent explanations of unlabeled data: Why you should average,” 2019.
- [57] S. Zagoruyko and N. Komodakis, “Wide residual networks,” in *BMVC*, 2016.
- [58] E. D. Cubuk, B. Zoph, D. Mane, V. Vasudevan, and Q. V. Le, “Autoaugment: Learning augmentation strategies from data,” in *Proceedings of the IEEE conference on computer vision and pattern recognition*, 2019, pp. 113–123.
- [59] A. Oliver, A. Odena, C. A. Raffel, E. D. Cubuk, and I. Goodfellow, “Realistic evaluation of deep semi-supervised learning algorithms,” in *Advances in Neural Information Processing Systems*, 2018, pp. 3235–3246.
- [60] I. Loshchilov and F. Hutter, “Sgdr: Stochastic gradient descent with warm restarts,” in *International Conference on Learning Representations*, 2017.
- [61] D. Ho, E. Liang, X. Chen, I. Stoica, and P. Abbeel, “Population based augmentation: Efficient learning of augmentation policy schedules,” in *International Conference on Machine Learning*, 2019, pp. 2731–2741.
- [62] S. Lim, I. Kim, T. Kim, C. Kim, and S. Kim, “Fast autoaugment,” in *Advances in Neural Information Processing Systems*, 2019, pp. 6662–6672.
- [63] H. Cai, L. Zhu, and S. Han, “Proxylessnas: Direct neural architecture search on target task and hardware,” 2019.
- [64] S. Yun, D. Han, S. J. Oh, S. Chun, J. Choe, and Y. Yoo, “Cutmix: Regularization strategy to train strong classifiers with localizable features,” in *Proceedings of the IEEE International Conference on Computer Vision*, 2019, pp. 6023–6032.
- [65] A. Krizhevsky, G. Hinton *et al.*, “Learning multiple layers of features from tiny images,” Citeseer, Tech. Rep., 2009.
- [66] Y. Netzer, T. Wang, A. Coates, A. Bissacco, B. Wu, and A. Y. Ng, “Reading digits in natural images with unsupervised feature learning,” 2011.
- [67] A. Coates, A. Ng, and H. Lee, “An analysis of single-layer networks in unsupervised feature learning,” in *Proceedings of the fourteenth international conference on artificial intelligence and statistics*, 2011, pp. 215–223.




Xiao Wang Xiao Wang received his B.S. degree from Department of Computer Science in Xi’an Jiaotong University, Xi’an, China in 2018. He is currently pursuing his Ph.D. degree in the Department of Computer Science at Purdue University, West Lafayette, IN, USA. His research interests include deep learning, computer vision, bioinformatics and intelligent systems.



Daisuke Kihara Daisuke Kihara is professor of Department of Biological Sciences and Department of Computer Science at Purdue University, West Lafayette, Indiana, USA. He has received B.S. degree from University of Tokyo, Japan in 1994, M.S. and Ph.D. degree from Kyoto University, Japan in 1996 and 1999, respectively. His research area is protein bioinformatics, which include protein structure, docking, and function prediction. He is named Showalter University Faculty Scholar from Purdue University in 2013.



Jiebo Luo Jiebo Luo (S93, M96, SM99, F09) is a Professor of Computer Science at the University of Rochester which he joined in 2011 after a prolific career of fifteen years at Kodak Research Laboratories. He has authored nearly 500 technical papers and holds over 90 U.S. patents. His research interests include computer vision, NLP, machine learning, data mining, computational social science, and digital health. He has been involved in numerous technical conferences, including serving as a program co-chair of ACM Multimedia 2010, IEEE CVPR 2012, ACM ICMR 2016, and IEEE ICIP 2017, as well as a general co-chair of ACM Multimedia 2018. He has served on the editorial boards of the *IEEE Transactions on Pattern Analysis and Machine Intelligence (TPAMI)*, *IEEE Transactions on Multimedia (TMM)*, *IEEE Transactions on Circuits and Systems for Video Technology (TCSVT)*, *IEEE Transactions on Big Data (TBD)*, *ACM Transactions on Intelligent Systems and Technology (TIST)*, *Pattern Recognition, Knowledge and Information Systems (KAIS)*, *Machine Vision and Applications*, and *Journal of Electronic Imaging*. He is the current Editor-in-Chief of the *IEEE Transactions on Multimedia*. Professor Luo is also a Fellow of ACM, AAAI, SPIE, and IAPR.



Guo-Jun Qi Guo-Jun Qi (M14-SM18) is the Chief Scientist leading and overseeing an international R&D team for multiple artificial intelligent services on the Huawei Cloud since August 2018. He was a faculty member in the Department of Computer Science and the director of MACHINE Perception and LEARNING (MAPLE) Lab at the University of Central Florida since August 2014. Prior to that, he was also a Research Staff Member at IBM T.J. Watson Research Center, Yorktown Heights, NY. His research interests include machine learning and knowledge discovery from multi-modal data sources to build smart and reliable information and decision-making systems. Dr. Qi has published more than 100 papers in a broad range of venues in pattern recognition, machine learning and computer vision. He also has served or will serve as a general co-chair for ICME 2021, technical program co-chair for ACM Multimedia 2020, ICIMCS 2018 and MMM 2016, as well as an area chair (senior program committee member) for multiple academic conferences. Dr. Qi is an associate editor for *IEEE Transactions on Circuits and Systems for Video Technology (TCSVT)*, *IEEE Transactions on Multimedia (TMM)*, *IEEE Transactions on Image Processing (T-IP)*, *Pattern Recognition (PR)*, and *ACM Transactions on Knowledge Discovery from Data (TKDD)*.