

COMPARING HYPERBOLIC AND EXTREMAL LENGTHS FOR SHORTEST CURVES

DÍDAC MARTÍNEZ-GRANADO AND FRANCO VARGAS PALLETE

ABSTRACT. We give a linear upper bound for the extremal length in terms of the hyperbolic length for curves of a shortest pair of pants decomposition. As a consequence, we obtain results on the asymptotics of the maximum of the extremal length systole in moduli space for large genus. We also obtain upper bounds for the extremal length of shortest pair of pants decompositions and for the renormalized volume of 3-manifolds.

CONTENTS

1. Introduction	1
2. Background	2
3. Main results	7
4. Proof	7
5. Applications	14
6. Conjecture	16
Appendix A. Hyperbolic geometry	16
References	17

1. INTRODUCTION

Given a surface and a notion of length on it, one function of relevance is the length of the shortest non-trivial closed curve, called the *systole*. For example, if the notion of length is hyperbolic length or extremal length with respect to a choice of hyperbolic metric (see Section 2.3) we call these functions the *hyperbolic length systole* or the *extremal length systole*, respectively (see Section 2.5). These functions achieve a global maximum in moduli space. We are interested in the asymptotics of the maximum value of these functions as the genus goes to infinity.

The asymptotics of the hyperbolic length systole have been studied before. For example, by results of Gromov [Gro83, Theorem C] and Buser-Sarnak [BS94, Section 4], the maximum of the hyperbolic length systole grows asymptotically as a logarithmic function of the genus.

Furthermore, not only the systole is of interest, but also collections of shortest curves. For instance, Balacheff-Parlier-Sabourau [BPS12, Theorem 1.2] give bounds in terms of the genus for homologically independent loops or collections of curves of a pair of pants decomposition.

Our first goal is to study the asymptotic behaviour of the maximum of the extremal length systole as a function of the genus. To do that, we will compare extremal length and hyperbolic length for shortest curves. There exist comparison results between hyperbolic length and extremal length. For example, Theorem 2.17 by Maskit or Minsky's result [Min96], give upper bounds of extremal length in terms of a function of the hyperbolic length. In the

former result, the function is exponential, and gives upper bounds for all curves and all hyperbolic metrics, whereas in the latter, the function is quadratic and gives upper bounds for all curves staying in regions of the surface with large injectivity radius (see discussion in Section 2.3 for details).

The main result of this paper (see Theorem A) gives a linear upper bound of the extremal length in terms of the hyperbolic length for shortest pair of pants decompositions (see Definition 3.1). In particular, it gives an upper bound for the extremal length systole in terms of a universal constant times the hyperbolic length systole. We use techniques in Buser-Sarnak [BS94, Section 4].

As a corollary of Theorem 4.3 and Theorem 2.17, we obtain that the maximum of the extremal length systole behaves asymptotically as a logarithmic function of the genus (see 5.1).

Furthermore, we use the known asymptotics for systole of hyperbolic length of collections of short curves (Section 2.6) to give parallel results for extremal length (see Corollary 5.2 and Corollary 5.4).

We then apply this comparison result to give upper bounds for the renormalized volume of 3-manifolds (see Corollary 5.6).

2. BACKGROUND

2.1. Surfaces.

Definition 2.1 (Surface). By a *closed surface* S we mean a smooth, oriented, compact 2-manifold of genus $g \geq 2$. We might also consider *surfaces with boundary*, where the boundary of S , denoted by ∂S , consists of a finite union of circles. By a slight abuse of terminology, by the interior S° we mean $S \setminus \partial S$. If we want to be explicit about the genus of S , we will write S_g . We will also allow non-compact surfaces with punctures in the interior S° . In all these cases, we will assume S admits a hyperbolic metric.

Definition 2.2 (Hyperbolic surface, hyperbolic subsurface). Given a closed surface S , we can endow it with a choice of hyperbolic metric Σ , i.e., a complete Riemannian metric of constant curvature -1 . In this case, we will call Σ a *closed hyperbolic surface*. If S has non-empty boundary, we consider the boundary to be totally geodesic. If S° contains punctures, we consider them as cusps. In this case we will say Σ is a *surface of finite type*. A *hyperbolic subsurface* Σ' of Σ is a topological surface S' so that $S' \subset S$ is endowed with complete hyperbolic metric Σ' coming from the completion of the restriction of the metric Σ to Σ' .

Definition 2.3 (Moduli space). Let \mathcal{M}_g denote the *moduli space* of all possible hyperbolic metrics on S_g up to isometry.

2.2. Curves on surfaces.

Definition 2.4 (concrete curve and homotopy class of concrete curves). A *concrete curve* γ on a surface S is a smooth connected 1-manifold $X(\gamma)$, possibly with boundary together with a map (also called γ) from $X(\gamma)$ into S , sending $\partial X(\gamma)$ to ∂S . We say that γ is *trivial* if it is contained in a disk or once punctured disk of S . Two concrete curves γ and γ' are *equivalent* if they are related by a sequence of the following moves:

- (1) *homotopy* within the space of all maps $X(\gamma)$ to S (not necessarily immersions);
- (2) *reparametrization* of the 1-manifold; and
- (3) *dropping* trivial components.

The equivalence class of γ is denoted by $[\gamma]$, and we will call it a *multi-curve*. If γ is connected, we will call it a *curve*. When we just want to refer to the equivalence class, without distinguishing a representative, we will use capital letters such as C . A concrete multi-curve γ is *simple* if γ is injective, and a multi-curve is simple if it has a concrete representative that is simple. Let $\mathcal{S}(S)$ denote the set of simple closed curves.

Definition 2.5 (weighted multi-curve). A *weighted multi-curve* $C = \bigcup_i a_i C_i$ is a multi-curve in which each connected component is given a positive real coefficient a_i . We add a further relation to the equivalence relation:

- *merging* two parallel components can be merged by adding their weights.

For instance, $C \cup C$ is equivalent to $2C$. The space of weighted multi-curves up to equivalence is denoted by appending an \mathbb{R} in front of their non-weighted names, so $\mathbb{R}\mathcal{S}(S)$ is the space of weighted simple multi-curves and $\mathbb{R}\mathcal{C}(S)$ is the space of weighted multi-curves in general.

For the following lemmas, see [Bus10, Theorem 1.6.6] and [Bus10, Theorem 1.5.3].

Lemma 2.6 (Realizing concrete curves by geodesics). *Let Σ be a hyperbolic surface with boundary and punctures. If c doesn't bound a disk or a punctured disk on Σ , then the following hold:*

- (1) c is freely homotopic to a unique closed geodesic γ
- (2) γ is either contained in $\partial\Sigma$ or $\gamma \cap \partial\Sigma = \emptyset$
- (3) If c is simple then γ is simple

Lemma 2.7. *Let Σ be a hyperbolic surface with totally geodesic boundary $\partial\Sigma$. Then any path $\eta : (I, \partial I) \rightarrow (\Sigma, \partial\Sigma)$ is homotopic (as relative maps) to a unique orthogeodesic. Moreover, the smallest geometric intersection between the homotopy class of η and the homotopy class of a simple closed curve γ is given by the intersection between their orthogeodesic and closed geodesic representatives, respectively.*

The following Lemma is standard and follows by classification of surfaces.

Lemma 2.8 (Existence of simple closed curves). *Given a hyperbolic surface of finite type which is not the pair of pants, there exists at least one non-boundary-parallel non-trivial simple closed geodesic.*

2.3. Hyperbolic and extremal length. For any metric Σ on S , let $l(\gamma; \Sigma)$ denote the length of a rectifiable curve γ w.r.t. Σ .

Definition 2.9 (Length of a curve). Given Σ a metric, we define the *length* of a curve C w.r.t. Σ as

$$L(C; \Sigma) := \inf_{\gamma \in C} l(\gamma; \Sigma)$$

In the case where $\Sigma \in \mathcal{M}_g$, we call it *hyperbolic length* of C and denote it by $\ell(C; \Sigma)$. When the underlying hyperbolic structure is understood, we will denote it just by $\ell(C)$.

Definition 2.10 (Conformal class of metrics). Let $\rho : S \rightarrow \mathbb{R}_{\geq 0}$ be an L^2 -function. For a fixed $\Sigma \in \mathcal{M}_g$, we denote by $\rho\Sigma$ the new metric on S obtained by scaling the Riemann metric tensor of Σ by ρ^2 . Let denote $[\Sigma]$ the set of all such scaled metrics and refer to it as the *conformal class of metrics of Σ* .

We can also define a notion of length of curves which only depends on $[\Sigma]$.

Definition 2.11 (Extremal length). We define the *extremal length* of a curve C w.r.t. $[\Sigma]$, for Σ a hyperbolic metric on S as

$$\text{EL}(C; \Sigma) := \sup_{\rho} \frac{L(C; \rho\Sigma)^2}{\text{Area}(\rho\Sigma)}$$

where the supremum is taken over all metrics $\rho\Sigma$ so that $L(C; \rho\Sigma) \geq 1$ and $\text{Area}(\rho\Sigma) < \infty$, where $\text{Area}(\rho\Sigma)$ denotes the area of S w.r.t. $\rho\Sigma$.

Warning 2.12. In the sequel we might write $\text{EL}(\gamma; \Sigma)$, for $\gamma \in C$, to refer to $\text{EL}(C; \Sigma)$.

Given a weighted multi-curve $\bigcup_{i=1}^n a_i C_i$, we define its length by

$$L(\bigcup_{i=1}^n a_i C_i; \rho\Sigma) := \sum_{i=1}^n a_i L(C_i; \rho\Sigma),$$

and its extremal length is then defined as in Definition 2.11.

Remark 2.13. We note that, w.r.t. the weight of the curve, extremal length is a homogeneous function of degree 2, i.e. $\text{EL}(nC; \Sigma) = n^2 \text{EL}(C; \Sigma)$.

We have the following property

Lemma 2.14. For a weighted multi-curve $\bigcup_{i=1}^n a_i C_i$ with weights $a_1, \dots, a_n \geq 0$ satisfying $\sum_{i=1}^n a_i = 1$,

$$\text{EL}(\bigcup_{i=1}^n a_i C_i; \Sigma) \leq \sum_{i=1}^n a_i \text{EL}(C_i; \Sigma)$$

Proof. For any metric $\rho\Sigma \in [\Sigma]$ and any multicurve $C = \bigcup_{i=1}^n C_i$, the function

$$(a_1, \dots, a_n) \mapsto \frac{L^2(\bigcup_i a_i C_i; \rho\Sigma)}{\text{Area}(\rho\Sigma)}$$

is convex. The result follows since the pointwise supremum of an arbitrary collection of convex function is convex. \square

Extremal length in general is difficult to compute, and only known explicitly in very few examples of surfaces of low complexity. Such an example is the annulus.

Proposition 2.15. If $\Sigma = A$ is an annulus, and γ is in the homotopy class C of the core curve of A , the supremum in Definition 2.11 is realized by the Euclidean metric on the annulus. Further, if the annulus is realized by identifying the horizontal edges of a Euclidean rectangle of width a and height b by a Euclidean translation, the extremal length of γ in A is given by

$$\text{EL}(\gamma; A) = \frac{a}{b}$$

Proof. See [Ahl10, 4.2 Examples]. \square

We note that while the metric achieving the supremum in Definition 2.11 is always achieved (see, for example, [Rod74, Theorem 12]), this metric is not well-understood for non-simple multi-curves on a Riemann surface. However, the supremum has been characterized for simple weighted multi-curves.

In that case, by [Jen57], for a weighted multi-curve C the supremum in Definition 2.11 is achieved by a metric which is Riemannian except at finitely many points. This metric is induced by a holomorphic (in the case of a surface with punctures, meromorphic) quadratic differential q_C . This object induces a decomposition of the surface into a family of Euclidean cylinders whose heights are given by the weights of the multi-curve, and its core curves are in the homotopy class of the connected components of the multi-curve (see [Str84, Theorem 21.1] for a precise statement). As a consequence (see [KPT15, Proposition 3.12]), it follows that

Proposition 2.16. *For a weighted multi-curve C on a hyperbolic surface of finite type Σ , there is a unique quadratic differential q_C (with the above properties) so that*

$$\text{EL}(C) = \text{Area}_\Sigma(q)$$

2.4. Previous comparison results. For a fixed hyperbolic metric $\Sigma \in \mathcal{M}_g$, and any curve $C \in \mathcal{C}(S)$, the relation between $\ell(C; \Sigma)$ and $\text{EL}(C; \Sigma)$ is complicated. Comparison results between extremal length and hyperbolic length have been obtained before. Maskit [Mas85a, Propositions 1 and 2], obtains lower and upper bounds

Theorem 2.17 (Maskit comparison result). *For any $C \in \mathcal{C}(S)$, and any $\Sigma \in \mathcal{M}_g$,*

$$\frac{\ell(C; \Sigma)}{\pi} \leq \text{EL}(C; \Sigma) \leq \ell(C; \Sigma)e^{\ell(C; \Sigma)}$$

Thus, for a fixed C , if $\ell(C; \Sigma) \rightarrow 0$ as a function of moduli space, it follows that $\text{EL}(C; \Sigma) \rightarrow 0$, too, and in fact $\lim_{\ell \rightarrow 0} \frac{\text{EL}}{\ell} = \frac{1}{\pi}$. In particular, for systoles in the thin part of moduli space (see 2.18), the extremal length and hyperbolic length are nearly proportional.

This estimate is close to being sharp: in [Mas85a], Maskit produces a family of examples of uniformized punctured tori for which the extremal length of the free homotopy class of one of the standard generators of the fundamental group is lower bounded by an exponential function of the hyperbolic length.

On the other hand, Minsky [Min96] gives estimates of the extremal length of a curve on a Riemann surface in terms of the contributions of the extremal lengths of the restriction of the curve to subsurfaces. The result shows that the contributions are of two types:

- (1) Of order the square of the hyperbolic length in the regions with large injectivity radius (these regions are pairs of pants).
- (2) Depending on the modulus and amount of twisting of the curve around the annular regions with small injectivity radius. In the case where the curve is just homotopic to the core curve of the annuli, the contribution is just proportional to the inverse of the modulus which is also proportional to the hyperbolic length. Note how this is compatible with Maskit's result discussed above.

2.5. Systoles of hyperbolic and extremal length. For a fixed Σ , we define the *hyperbolic length systole*

$$\text{sys}_L(\Sigma) := \inf_{C \in \mathcal{S}(S)} \ell(C; \Sigma)$$

and the *extremal length systole*

$$\text{sys}_{\text{EL}}(\Sigma) := \inf_{C \in \mathcal{S}(S)} \text{EL}(C; \Sigma)$$

where the infimum is taken over all non-trivial closed curves in S . We note that for any metric in $[\Sigma]$, resolving an essential crossing on a geodesic curve γ can't never increase the length of the geodesic representative of the resulting curve. This is why it suffices to take infimum over simple closed curves in the above definitions.

Definition 2.18 (Thick/thin part). For a fixed $\varepsilon > 0$, we call $\{\Sigma \in \mathcal{M}_g \mid \text{sys}_L(\Sigma) \geq \varepsilon\}$ the ε -thick part of \mathcal{M}_g , and its complement the ε -thin part. We will be choosing ε to be the Margulis constant of \mathbb{H}^2 here [Yam81, Theorem 1].

By [Mum71, Theorem 1], for any $\varepsilon > 0$, the ε -thick part of \mathcal{M}_g is compact. Thus, sys_L achieves a maximum on \mathcal{M}_g .

We remind the reader that one of the goals of this paper is to obtain a linear bound for the extremal length systole in terms of the hyperbolic length systole. We observe that the comparison results outlined in Subsection 2.4 are not enough to obtain the desired bound. Indeed, if we look at the thin part of moduli space (see Definition 2.18), the extremal length systole will be proportional to the systole of the hyperbolic length, but in the thick part of moduli space the upper bounds by Minsky only give us a quadratic bound for general curves, and Maskit's upper bounds are exponential. What we show in this note is that if one takes the curve to be the hyperbolic length systole, these bounds can be improved to be linear also in the thick part. Our analysis doesn't distinguish between being in the thick part or thin part, and it pushes further ideas of Buser-Sarnak for possibly separating curves and for shortest pair of pants decompositions.

We will say that two functions of the genus, $\phi, \psi : \mathbb{N} \rightarrow \mathbb{R}$ are *asymptotic*, and write $\psi \sim \phi$ if there exist positive constants $C_2 > C_1$ independent of the genus such that for all large enough g ,

$$C_1\psi(g) \leq \phi(g) \leq C_2\psi(g)$$

By results of Gromov (for upper bound) [Gro83, Theorem C] and Buser-Sarnak (for lower bound) [BS94, Section 4], we have the following asymptotics

Theorem 2.19 (Gromov, Buser-Sarnak asymptotics for hyperbolic length systole).

$$\max_{\Sigma} \text{sys}_L(\Sigma) \sim \log(g)$$

By Theorem 2.17, sys_{EL} also achieves a maximum on \mathcal{M}_g . We are interested in studying the asymptotics of $\max_{\Sigma} \text{sys}_{\text{EL}}(\Sigma)$ for large g .

An immediate corollary of our main theorem and the lower bound in Theorem 2.17 is that the extremal length systole has the same asymptotic behaviour for large genus as the hyperbolic length systole (see Corollary 5.1).

2.6. **Known bounds of hyperbolic length for collections of curves.** Further, one can get bounds for hyperbolic lengths for collections of simple closed curves.

- (1) **Homologically independent loops.** We note that $g + 1$ shortest homologically independent loops can't be bounded as a function of the genus, by the collar lemma. Bounds for collections of more than g homologically independent loops with a lower bound in the homological systole have been given by Buser-Seppala [BS02, Theorem 6], [BS03, Theorem 1.1] and improved by [BPS12, Theorem 1.1]. For g homologically independent loops, Gromov gives an upper bound of $C\sqrt{g}$ [Gro83, Theorem 1.2.D], realized by Buser Hairy torus example [Bus10, Section 5.3].
- (2) **Collections forming a shortest pair of pants decomposition.** One can give bounds for the longest length curve in a pants decomposition (see for example inequalities [Bus10, Theorem 5.1.2] and [BPS12, Theorem 6.3]) or for the sum of lengths [BPS12, Theorem 6.10]).

Both collections of curves are related. Given a collection of simple closed curves, we can find g homologically independent curves (see, for example, [BPS12, Lemma 6.1]). We use these results to obtain bounds for the extremal length for collections of curves forming a pair of pants decomposition in Section 5.2.

3. MAIN RESULTS

In this paper we extend Buser-Sarnak techniques in [BS94, Section 4] to give a linear upper bound of the extremal length in terms of the hyperbolic length for collections of shortest hyperbolic geodesics.

Definition 3.1 (Short pair of pants). Let Σ be a hyperbolic surface, possibly with boundary. A *shortest pair of pants* $\Gamma := \{\gamma_i\}_{1 \leq i \leq 3g-3}$ is a set of disjoint simple closed curves in a Riemann surface Σ forming a pair of pants decomposition obtained inductively as follows. Given $\{\gamma_i\}_{1 \leq i \leq k-1}$ we define γ_k as (one of possibly many) shortest closed geodesic in one component of the metric completion of $\Sigma \setminus \{\gamma_i\}_{1 \leq i \leq k-1}$ which is not boundary parallel.

Theorem A (Main theorem). *Let Σ be a hyperbolic surface, possibly with boundary. Let $\Gamma := \{\gamma_i\}_{1 \leq i \leq 3g-3}$ be a shortest pair of pants. There exist a universal explicit constant $c < \frac{1}{\pi-2}$ independent of the genus g so that for every $i = 1, \dots, 3g - 3$*

$$\text{EL}(\gamma_i; \Sigma) \leq c\ell(\gamma_i; \Sigma)$$

4. PROOF

The proof proceeds by induction, at each step finding a shortest curve within an embedded annulus of universal width. The base case is provided by Lemma 4.2. The induction step is realized by 2.7 and Lemmas 4.1.

Lemma 4.1. *A solid cylinder $A = S^1 \times [0, 1]$ equipped with a Riemannian metric is r -thick if the distance between components of ∂A is bounded below by r . Then,*

- *Given any embedded multi-curve η with total length strictly less than r , there is a curve γ in A isotopic to the boundary and disjoint from η .*

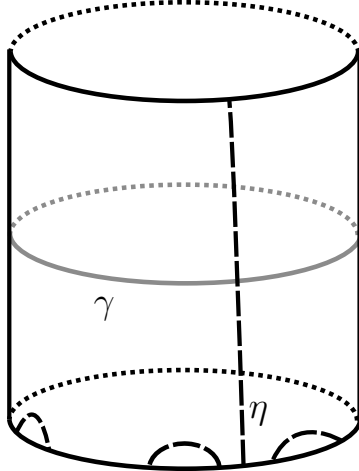


FIGURE 4.1. r -thick cylinder in the case when the multi-curve η has length strictly less than $2r$. η is depicted in a discontinuous pattern, and γ is depicted in solid grey.

- If the multi-curve η has length strictly less than $2r$, then there is a curve γ isotopic to the boundary such that either γ intersects η transversally at exactly one point or γ is disjoint from η .

Proof. There is none (item (i)) or at most one (item (ii)) component of η that joins the two boundary components of the cylinder. Then we can start with the curve $S^1 \times \{0\}$ and homotope it away from the remaining components of γ . The resulting curve fulfills the requirements. \square

Lemma 4.2. *Let Σ be a compact hyperbolic surface with totally geodesic boundary so that $\Sigma \neq \Sigma_{0,3}$. Let γ be one of the simple closed geodesics of least length among the set of non-boundary parallel ones. Let η be an orthogeodesic with endpoints in γ . Then*

- If η arrives at opposite sides of γ (and in particular γ does not separate), then $\ell(\eta) \geq w_1 = \operatorname{arctanh}(\frac{2}{3}) \approx 0.805$
- If γ separates, then there is one component Σ^- of $\Sigma \setminus \gamma$ such that if there is any orthogeodesic η with $\ell(\eta) \leq w_2 = \frac{1}{2} \operatorname{arcsinh}(2) \approx 0.722$ and endpoints in γ , then η belongs to Σ^- , which is necessarily a pair of pants. If $\Sigma \neq S_{0,4}$ then w_2 can be taken to be $\operatorname{arcsinh}(\sqrt{3}) \approx 1.317$.

Proof. Since $\Sigma \neq \Sigma_{0,3}$, the set of non-boundary parallel simple closed geodesics is non-empty (by Theorem 2.8). Let γ be the shortest one. As in [BS94], we can use a short orthogeodesic η to produce a curve $\tilde{\gamma}$ in Σ which is strictly shorter than γ . The challenge is to prove, once we have defined $\tilde{\gamma} \subset \Sigma$, that it is not boundary parallel. We analyze this depending on if η arrives at opposite/same sides of γ , the latter being the only possibility when γ separates. We will deal with the case $\Sigma = S_{0,4}$ independently. We observe that the methods from [BS94] extend to this case, but we include their arguments for sake of completeness.

- η arrives at opposite sides (and thus does not separate): Let $w := w_1 = \operatorname{arctanh}(\frac{2}{3})$ and assume, for the sake of contradiction, that $w < \ell(\eta)$. Take two lifts of γ in \mathbb{H}^2 joined by the geodesic η orthogonal to both of them. Let δ be the geodesic joining points in each lift of γ that are equidistant to η and correspond to the same point

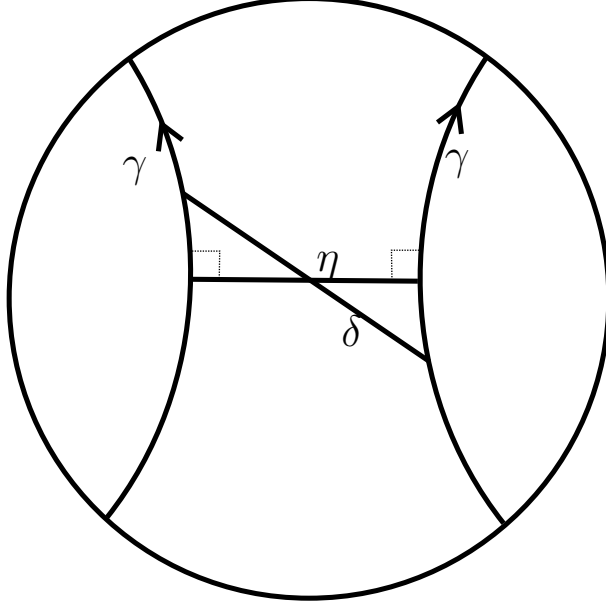


FIGURE 4.2. Lifts γ, δ and the orthogeodesic η to \mathbb{H}^2 . We abuse notation and use the same names as the curves the lifts are covering.

in the quotient (see Figure 4.2). The distance of these points to η is at most $\frac{1}{4}\ell(\gamma)$. Applying the cosine formula (see Theorem A.3) we have

$$(4.1) \quad \cosh \frac{1}{4}\ell(\gamma) \cdot \cosh \ell(\eta) \geq \cosh \frac{\ell(\delta)}{2}$$

Since δ is a geodesic that meets the lifts of γ at the same angles, its quotient is a closed geodesic in Σ with intersection number 1 with γ . Hence δ is not boundary parallel, and the inequality $\ell(\delta) \geq \ell(\gamma)$ holds. In particular we get

$$(4.2) \quad \cosh \frac{1}{4}\ell(\gamma) \cdot \cosh w \geq \cosh \frac{\ell(\gamma)}{2}$$

On the other hand, we also have Randol's inequality [Ran79, Theorem] that says $\sinh \frac{\ell(\gamma)}{2} \cdot \sinh w > 1$. Both inequalities then imply

$$(4.3) \quad w \geq \max \left\{ \operatorname{arccosh} \left(\frac{\cosh \frac{1}{2}\ell(\gamma)}{\cosh \frac{1}{4}\ell(\gamma)} \right), \operatorname{arcsinh} \left(\frac{1}{\sinh \frac{1}{2}\ell(\gamma)} \right) \right\}$$

Hence the minimum value for w is given by $\operatorname{arctanh}(\frac{2}{3})$.

- $\eta \subset \Sigma \setminus \gamma$ arrives at the same side: Let $w := w_2$ and denote by $\gamma^{a,b}$ the arcs in γ between the endpoints of η . Then the concatenations $\gamma^a \eta, \gamma^b \eta^{-1}$ correspond to close geodesics $\tilde{\gamma}^{a,b}$ in Σ (which are different in $\Sigma \setminus \gamma$ but not necessarily different in Σ) that together with γ are the boundary of a pair of pants in Σ (see Figure 4.3). Assume that $\ell(\tilde{\gamma}^a) \geq \ell(\gamma)$.

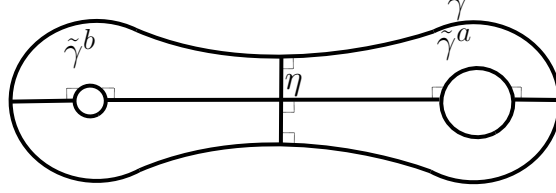


FIGURE 4.3. Closed geodesics $\tilde{\gamma}^{a,b}$ obtained by concatenating $\gamma^a\eta, \gamma^b\eta^{-1}$. Together with γ , they are the boundary of a pair of pants in Σ

Denote by $t = \frac{1}{2}\ell(\gamma^b), r = \frac{1}{2}\ell(\gamma), r' = \frac{1}{2}\ell(\tilde{\gamma}^b)$. Then by the right-angled pentagon formula A.2, we have

$$(4.4) \quad \sinh w \cdot \sinh t = \cosh r'$$

$$(4.5) \quad \sinh w \cdot \sinh(r - t) = \cosh \frac{1}{2}\ell(\tilde{\gamma}^a) \geq \cosh r$$

which combined with $\sinh(r - t) = \sinh r \cosh t - \cosh r \sinh t$ leads to

$$(4.6) \quad \sinh w \cdot \cosh t \geq \coth r(1 + \cosh r') \geq 1 + \cosh r'$$

Squaring this last inequality and replacing $\cosh^2 t = \sinh^2 t + 1$ we have that

$$(4.7) \quad \sinh^2 w(\sinh^2 t + 1) \geq (1 + \cosh r')^2 = 1 + 2 \cosh r' + \cosh^2 r'$$

where after replacing (4.4) we have

$$(4.8) \quad \sinh^2 w \geq 1 + 2 \cosh r' \geq 3$$

so then $w \geq \operatorname{arcsinh} \sqrt{3}$.

The result will follow if at least one of $\tilde{\gamma}^{a,b}$ is not boundary parallel. If both $\tilde{\gamma}^{a,b}$ are boundary parallel then the component of $\Sigma \setminus \gamma$ that contains η is a pair of pants. This finishes the argument for γ non-separating. For γ separating it says that η can only be in the unique component of $\Sigma \setminus \gamma$ that is a pair of pants, if any.

Finally, let us address the case when $\Sigma = S_{0,4}$. Notice that by the topology of Σ there are only two simple orthogeodesics $\eta_{1,2}$ to γ , one at each side of $\Sigma \setminus \gamma$. If any of $\eta_{1,2}$ has length at least w we are done, so let us assume the contrary. In order to arrive to a contradiction, let us analyze the following subcases

- The endpoints of $\eta_{1,2}$ alternate (see Figure 4.5): In this case, from the four arcs between these endpoints (and allowing for 0 length arcs) there are two opposite arcs with lengths adding up to at most $\frac{1}{2}\ell(\gamma)$. We can concatenate them with $\eta_{1,2}$ so as to obtain a simple closed curve $\tilde{\gamma}$ with $\ell(\tilde{\gamma}) = \ell(\eta_1) + \frac{1}{2}\ell(\gamma) + \ell(\eta_2) \leq 2w + \frac{1}{2}\ell(\gamma)$. Since the geometric intersection between γ and $\tilde{\gamma}$ is 2, then $\tilde{\gamma}$ is not boundary parallel, from which we know $\ell(\gamma) \leq \ell(\tilde{\gamma})$. Then we have that $\ell(\gamma) \leq 4w$. But then, by the Collar Lemma A.1, γ will have a cylindrical tubular neighbourhood of radius at least $\frac{2w}{\sinh(2w)} > w$, which is impossible since we are assuming $\eta_{1,2} < w$.

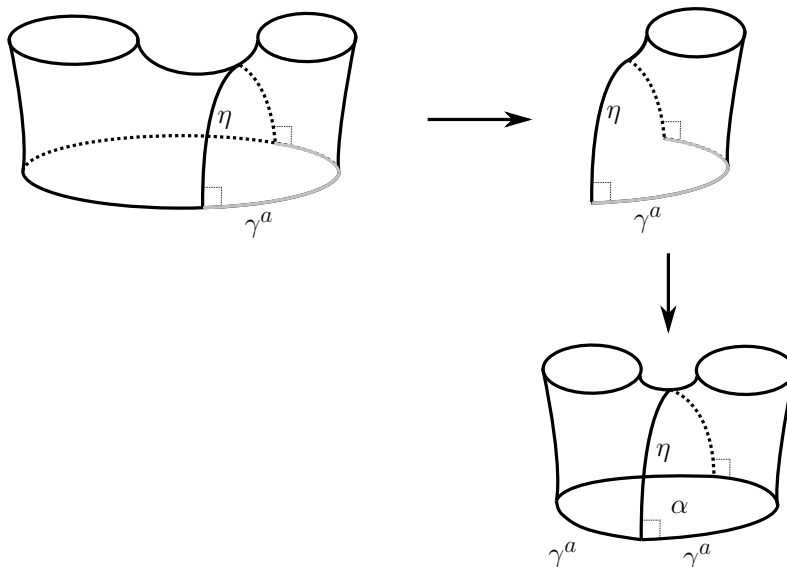


FIGURE 4.4. Doubling along $\eta_{1,2}$ to obtain a pair of pants P with a cuff α of length $2\ell(\gamma^a)$ and orthogeodesic $\eta_{1,2}$.

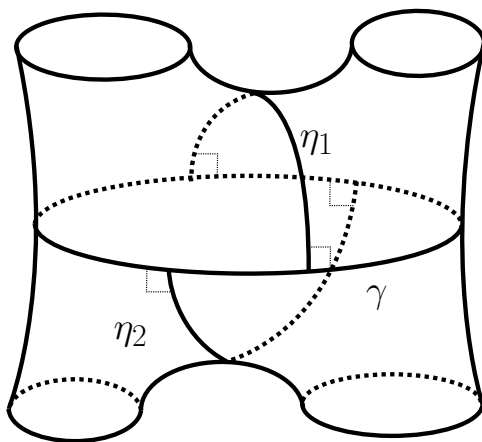


FIGURE 4.5. Simple orthogeodesics $\eta_{1,2}$ to γ with alternating endpoints in $\Sigma_{0,4}$.

- The endpoints of $\eta_{1,2}$ do not alternate (see Figure 4.6): Let us observe first that the endpoints of each $\eta_{1,2}$ divide γ in two subarcs of hyperbolic length at least w . Indeed, if γ^a is one of the subarcs, we can double along $\eta_{1,2}$ to obtain a pair of pants P with a cuff α of length $2\ell(\gamma^a)$ and orthogeodesic $\eta_{1,2}$ (see Figure 4.4). Now, if $\ell(\gamma^a) < w$ then by the Collar Lemma A.1, A has a cylindrical tubular neighbourhood of radius at least $\frac{2w}{\sinh(2w)} \approx 0.918 > w$, which is impossible since we are assuming $\eta_{1,2} < w$.

Now, if we concatenate $\eta_{1,2}$ with the arcs of γ between their endpoints, we construct a simple closed curve $\tilde{\gamma}$ of hyperbolic length less than γ (since we replaced pieces longer than w by pieces shorter than w). As with the previous case, $\tilde{\gamma}$ is not boundary parallel since it intersects γ at two points, which contradicts the choice of γ .

□

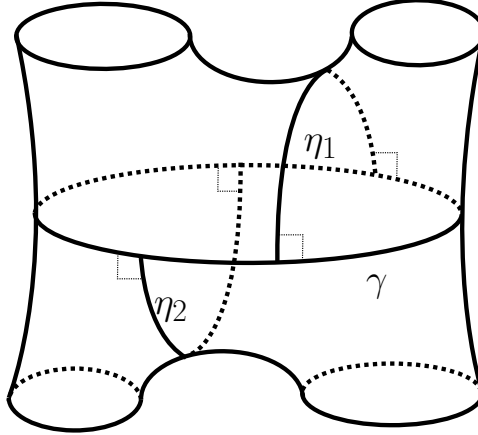


FIGURE 4.6. Simple orthogeodesics $\eta_{1,2}$ to γ with non-alternating endpoints in $\Sigma_{0,4}$.

Theorem 4.3. *Let Σ be a hyperbolic surface, possibly with boundary. Let $\{\gamma_i\}_{1 \leq i \leq 3g-3}$ be a shortest pair of pants decomposition (see Definition 3.1). Then the following inequalities hold*

$$(4.9) \quad \text{EL}(\gamma_k) \leq \frac{\ell(\gamma_k)}{\pi - 2\theta} < \frac{\ell(\gamma_k)}{\pi - 2}, \quad 1 \leq k \leq 3g - 3$$

where $\theta \approx 0.905$ satisfies $\sin \theta \cdot \cosh(\frac{1}{2} \operatorname{arcsinh}(2)) = 1$

Proof. Let us start by denoting by Σ_k^0 the connected component of Σ_k that contains our choice of γ_k .

We are going to prove (inductively) that for $w = \frac{1}{2} \operatorname{arcsinh}(2)$, the w -tubular neighbourhood around the geodesic γ_k , denoted by $N_w(\gamma_k)$, in the hyperbolic metric satisfies one of the following cases, depending on the topological type of the pair (Σ_k, γ_k) .

- (1) If γ_k does not separate in Σ_k , then $N_w(\gamma_k)$ is a cylinder.
- (2) If Σ_k^0 is not a sphere with four holes and γ_k separates in Σ_k^0 , then $N_w(\gamma_k) \setminus \gamma_k$ is disconnected. Moreover, if $N_w^\pm(\gamma_k)$ intersects a component of $\Sigma_k^0 \setminus \gamma_k$ that is not a sphere with 3 holes, then $N_w^\pm(\gamma_k)$ is a cylinder.
- (3) If Σ_k^0 is a sphere with four holes, then $N_w(\gamma_k) \setminus \gamma_k$ is disconnected and at least one of $N_w^\pm(\gamma_k)$ is a cylinder.

This implies the desired inequality, since we obtain a cylinder of thickness at least $\frac{w}{2}$ around each geodesic γ_k . Depending on the case, we will say that γ_k is of type (1), (2) or (3). Before jumping to the inductive argument, the reader might have noticed that types (2) and (3) both concluded that at least one of $N_w^\pm(\gamma_k)$ is a cylinder. We treat the cases separately because for the case of connected components which are not $\Sigma_{0,4}$, we will need cylinders facing towards the interior during the induction. The initial case $k = 1$ is done by Buser and Sarnak. While doing the inductive step we will also recreate their proof, since we are pushing their method further. Assume then that one of the cases (1)-(3) about the w -neighbourhood N_w are true for γ_i , $1 \leq i \leq k - 1$. If the statement was false for γ_k , then there is a geodesic η that meets γ_k orthogonally at its endpoints and $\ell(\eta) < w$.

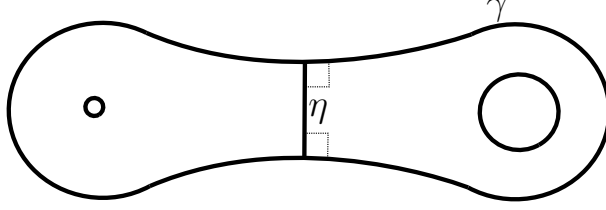


FIGURE 4.7. Pair of pants with one cusp of length going to 0.

Our first claim is that the orthogeodesic η does not intersect γ_i , $1 \leq i \leq k-1$. We will see this by using Lemma 4.1 for each type of geodesic γ . Notice that it suffices to prove this for the geodesics γ_i appearing in the boundary of the component Σ_k^0 that contains γ_k .

- γ_i is of type (1): Since $\ell(\eta) < w$, by Lemma 4.1 there is a curve $\bar{\gamma}_i$ in $N_w(\gamma_i)$ homotopic to γ_i that is disjoint from η . But from Lemma 2.7 this implies that γ_i is also disjoint from η .
- γ_i is of type (2): Notice that since γ_k is in a component that is not a sphere with three holes, then the component $N_w^\pm(\gamma_i)$ facing γ_k is a cylinder. Similarly to the previous step, we have a curve $\bar{\gamma}_i$ in $N_w(\gamma_i)$ homotopic to γ_i with intersection at most one with η . Hence the intersection of η and γ_i is at most one point. But because γ_i is separating in Σ_i , the endpoints of η are in the same component. Hence this intersection has to be even, which implies that is zero.
- γ_i is of type (3): Because γ_k appears in a component which is not a sphere with three holes, we do not need to verify this case, since γ_i can't appear in the boundary of Σ_k^0 .

Now, η is an orthogeodesic in Σ_k^0 with endpoints in γ_k and hyperbolic length less than $w = \frac{1}{2} \operatorname{arcsinh}(2)$. By Lemma 4.2 we see that

- (1) If γ_k does not separate in Σ_k , then $N_w(\gamma_k)$ is a cylinder.
- (2) If Σ_k^0 is not a sphere with four holes and γ_k separates in Σ_k^0 , then $N_w(\gamma_k) \setminus \gamma_k$ is disconnected. Moreover, if $N_w^\pm(\gamma_k)$ intersects a component of $\Sigma_k^0 \setminus \gamma_k$ that is not a sphere with 3 holes, then $N_w^\pm(\gamma_k)$ is a cylinder.
- (3) If Σ_k^0 is a sphere with four holes, then $N_w(\gamma_k) \setminus \gamma_k$ is disconnected and at least one of $N_w^\pm(\gamma_k)$ is a cylinder.

which completes the inductive step.

By Theorem A.4, a cylinder of hyperbolic length w around a geodesic γ implies that $\operatorname{EL}(\gamma) \leq \frac{\ell(\gamma)}{\pi - 2\theta}$, where $\sin \theta \cosh w = 1$. Hence by induction we have that

$$(4.10) \quad \operatorname{EL}(\gamma_k) \leq \frac{\ell(\gamma_k)}{\pi - 2\theta} < \frac{\ell(\gamma_k)}{\pi - 2}, \quad 1 \leq k \leq 3g - 3$$

for $\theta \approx 0.905$ satisfying $\sin \theta \cdot \cosh(\frac{1}{2} \operatorname{arcsinh}(2)) = 1$, which concludes the statement. \square

Remark 4.4. Theorem 4.3 also follows for surfaces of finite type. Indeed, Lemma 4.1 and Lemma 2.7 follow without changes. Lemma 4.2 also follows, with Figure 4.3 changing to Figure 4.7, and noting that the auxiliary geodesic $\tilde{\gamma}$ does not go into a cusp, so the same arguments apply. Thus, we can use all these results in the same order to prove Theorem 4.3 for surfaces of finite type without geodesic boundary.

5. APPLICATIONS

5.1. Asymptotic behaviour of the extremal length systole. By Theorem 2.19, the lower bound by Maskit in Theorem 2.17 and our Main theorem A, we obtain

Corollary 5.1. *For any surface Σ of finite type, as the genus g goes to infinity we have*

$$\max_{\Sigma} \text{sys}_{\text{EL}}(\Sigma) \sim \log(g)$$

5.2. Bounds for extremal length of pair of pants decomposition. By [Bus10, Theorem 5.1.2] and our Main theorem A, we obtain the following result.

Corollary 5.2. *Every closed hyperbolic surface Σ of genus $g \geq 2$ has a collection of simple closed curves $(\gamma_i)_{i=1, \dots, 3g-3}$ forming a pair of pants decomposition so that*

$$\text{EL}(\gamma_i; \Sigma) \leq 26(g - 1)$$

For hyperelliptic surfaces, i.e., hyperbolic surfaces with an orientation-preserving isometric involution where the quotient surface is a sphere, better bounds are known. In fact, from [BPS12, Theorem 6.13] and our Main Theorem A we can conclude

Corollary 5.3. *Every closed hyperbolic surface Σ of genus $g \geq 2$ has a collection of simple closed curves $(\gamma_i)_{i=1, \dots, 3g-3}$ forming a pair of pants decomposition so that*

$$\text{EL}(\gamma_i; \Sigma) \leq Cg \log(g)$$

On the other hand, given g homologically disjoint independent curves of hyperbolic length at most $C \log(g)$, and disjointly embedded cylinders of hyperbolic length bounded below by a uniform constant w , we can always complete the collection to a pair of pants decomposition, by using the same argument as in [BPS12, Lemma 6.2]). Cutting along these g disjointly embedded homologically independent curves, we get a sphere with $2g$ boundary components. We then apply our Lemma 4.2 to the shortest curve in the holed sphere, to obtain $g + 1$ shortest closed curves of length bounded by $C \log(g)$ and contained in cylinders of width lower bounded by $w_0 = \min\{w, \frac{1}{2} \text{arcsinh}(2)\}$. From there, we can keep running the inductive argument as in the proof of Theorem 4.3, yielding the following corollary.

Corollary 5.4. *For a closed hyperbolic surface Σ of genus $g \geq 2$ that admits g independent disjoint homology classes of hyperbolic length at most $C \log(g)$, and disjointly embedded cylinders of hyperbolic bounded below by a uniform constant w , Σ admits a collection of curves forming a pants decomposition with extremal lengths bounded by $C' \sqrt{g} \log(g)$ where $C' = \frac{46C}{(\pi - 2\theta)}$, where $\sin \theta \cdot \cosh w_0 = 1$ and $w_0 = \min\{w, \frac{1}{2} \text{arcsinh}(2)\}$.*

Furthermore, we can give an upper bound of the extremal length of the multi-curve determined by the pants decomposition in terms of the sum of the hyperbolic lengths of their components. By Lemma 2.14 and our Main Theorem A, we have

Corollary 5.5. *Every closed hyperbolic surface Σ of genus $g \geq 2$ has a collection of simple closed curves $(\gamma_i)_{i=1, \dots, 3g-3}$ forming a pair of pants decomposition so that*

$$\frac{1}{\pi} \sum_{i=1}^{3g-3} \ell(\gamma_i) \leq \text{EL}(\cup_{i=1}^{3g-3} \gamma_i; \Sigma) \leq (3g - 3)c \sum_{i=1}^{3g-3} \ell(\gamma_i)$$

By Proposition 2.16, one can replace the extremal length of the multi-curve by the Euclidean area of its associated quadratic differential.

5.3. Upper bounds for renormalized volume. Renormalized volume for hyperbolic 3-manifolds (as described in [KS08]) is motivated by the computation of the gravity action $S_{gr}[g]$ in the context of the Anti-de-Sitter/Conformal Field Theory (AdS/CFT) correspondence [Wit98]. Let us start by defining the W -volume of a compact, convex $C^{1,1}$ -submanifold $N \subset M$ as

$$(5.1) \quad W(M, N) = \text{vol}(N) - \frac{1}{2} \int_{\partial N} H da$$

Given a metric h in the conformal class ∂M (usually called *conformal class at infinity*), Epstein [Eps84] constructs a family convex submanifolds N_r with equidistant boundary by taking envelopes of horospheres. Such family has the properties of depending on the projective structure of $(\partial M, h)$ and exhausting M . Because the boundaries are equidistant, the W -volumes have the property [Sch13, Lemma 3.6],

$$(5.2) \quad W(M, N_r) = W(M, N_s) - \pi(r - s)\chi(\partial M)$$

which leads to the definition (independent of r)

$$(5.3) \quad W(M, h) := W(M, N_r) + \pi r \chi(\partial M)$$

Taking h_{hyp} the metric of constant curvature in the given conformal class at infinity, we define *Renormalized Volume* V_{R} as

$$(5.4) \quad V_{\text{R}}(M) := W(M, h_{\text{hyp}})$$

For a more detailed description of renormalized volume for hyperbolic 3-manifolds, we refer the reader to [KS08]. For bounds on V_{R} one has the following references [Sch13], [BC17], [BBB19], [VP], [Var19]. We can apply our main Theorem 4.3 to [Var19, Theorem 2.1] to obtain

Corollary 5.6. *Let Σ be a Riemann surface and $\{\gamma_k\}_{1 \leq k \leq 3g-3}$ a shortest pants decomposition of Σ . Let $\Gamma = \{\gamma_{k_i}\}_{1 \leq i \leq g-1} \subset \{\gamma_k\}_{1 \leq k \leq 3g-3}$ a subcollection of $g-1$ curves such that $\Sigma \setminus \Gamma$ is a disjoint union of tori with holes. Then, for any Schottky manifold M^3 where all curves in Γ are incompressible we have the following upper bound for $V_{\text{R}}(M)$*

$$(5.5) \quad V_{\text{R}}(M) \leq \pi(g-1) + \frac{1}{(\pi-2)} \left(\sum_{i=1}^{g-1} \sqrt{\ell(\gamma_{k_i}, \Sigma)} \right)^2$$

Moreover, if $\frac{1}{(\pi-2)} \left(\sum_{i=1}^{g-1} \sqrt{\ell(\gamma_{k_i}, \Sigma)} \right)^2 \leq 2^{\frac{1}{3}} \pi^{\frac{2}{3}} (g-1)^{\frac{2}{3}}$ then

$$(5.6) \quad V_{\text{R}}(M) \leq \pi(g-1) \left(3 - \frac{\pi(\pi-2)(g-1)}{\left(\sum_{i=1}^{g-1} \sqrt{\ell(\gamma_{k_i}, \Sigma)} \right)^2} \right).$$

In particular $V_R \leq 0$ if $\sum_{i=1}^{g-1} \sqrt{\ell(\gamma_{k_i}, \Sigma)} \leq \sqrt{\frac{\pi(\pi-2)(g-1)}{3}}$.

6. CONJECTURE

Other than the asymptotic behaviour of the maximum of the systole as a function of the genus, the question of what the actual maximum is for a specific genus g has also been considered. For genus $g = 2$, \max_{sys_ℓ} is realized by the Bolza surface, a $(2, 3, 8)$ -triangle surface (see [Sch93, Theorem 5.2], for example). The Bolza surface also appears as a maximum for systoles of other notions of lengths (see, for example [BS94, Appendix A.1]).

Based on our Main Theorem and this evidence, we anticipate the following.

Conjecture 6.1. For genus 2, $\max_{\text{sys}_{\text{EL}}}$ is attained by the conformal class of the Bolza surface.

APPENDIX A. HYPERBOLIC GEOMETRY

We write some hyperbolic geometry formulas we will use in the sequel: the Collar Lemma [Bus10, Theorem 4.1.1], Right-angled pentagon formula [Bus10, 2.4.3 Theorem], and Cosine formula [Bus10, 2.2.1 Theorem].

Theorem A.1 (Collar lemma). *Let γ, δ be closed geodesics on S which intersect transversally. Assume γ is simple. Then*

$$\sinh\left(\frac{1}{2}\ell(\gamma)\right) \sinh\left(\frac{1}{2}\ell(\delta)\right) > 1$$

Theorem A.2 (Right-angled pentagon). *For any right-angled pentagon in the hyperbolic plane with consecutive sides a, b, α, c, β we have*

$$\cosh c = \sinh a \sinh b$$

By continuity, is formula still applies when c goes to 0 and the picture degenerates into a trirectangle with acute angle $\phi = 0$, satisfying

$$1 = \sinh a \sinh b$$

Theorem A.3 (Cosine formula). *For any geodesic triangle in the hyperbolic plane with consecutive sides a, b, c and angle γ sustained between a and b , we have*

$$\cosh c = \cosh a \cosh b - \sinh a \sinh b \cos \gamma$$

We also give the computation to give an upper bound of the extremal length of a curve in an embedded annulus in the surface, which is the computation that Maskit did in [Mas85b] and can also be found in [BS94, Equation (3.5)].

Theorem A.4 (Maskit’s upper bound). *Given a simple closed curve γ which is the core of an annulus A_w of hyperbolic width w inside the surface Σ ,*

$$\text{EL}(\gamma; \Sigma) \leq \frac{\ell(\gamma)}{\pi - 2\theta}$$

where $0 < \theta < \frac{\pi}{2}$ is determined by

$$\cosh w \sin \theta = 1$$

Proof. Since $A \subset \Sigma$ and the extremal length is defined by taking infimum over all homotopy representatives, there can’t be more elements in the homotopy class of γ in A than in the homotopy class of γ in S . Therefore

$$\text{EL}(\gamma; \Sigma) \leq \text{EL}(\gamma; A)$$

To give an upper bound for $\text{EL}(\gamma; A)$, choose a covering map from \mathbb{H} to Σ so that the geodesic γ in A lifts to the imaginary axis and the hyperbolic transformation corresponding to γ is given by $z \mapsto \lambda z$, with $\lambda > 1$. A lift of A is a domain V given by

$$V = \{z : 1 < |z| < \lambda, \theta < \arg z < \pi - \theta\}$$

where $0 < \theta < \frac{\pi}{2}$ is determined by

$$\cosh w \sin \theta = 1$$

The map $f(z) = \log(-iz)$ sends the closure of V onto a rectangle of height $\pi - 2\theta$ and width $2\ell(\gamma) = \log(\lambda)$. It thus follows, by Proposition 2.15, that

$$\text{EL}(\gamma; A) = \frac{\ell(\gamma)}{\pi - 2\theta}.$$

□

REFERENCES

- [Ahl10] Lars Ahlfors, *Conformal invariants*, AMS Chelsea Publishing, 2010.
- [BBB19] Martin Bridgeman, Jeffrey Brock, and Kenneth Bromberg, *Schwarzian derivatives, projective structures, and the Weil–Petersson gradient flow for renormalized volume*, *Duke Math. J.* **168** (2019), no. 5, 867–896.
- [BC17] Martin Bridgeman and Richard D. Canary, *Renormalized volume and the volume of the convex core*, *Ann. Inst. Fourier (Grenoble)* **67** (2017), no. 5, 2083–2098.
- [BPS12] Florent Balacheff, Hugo Parlier, and Stéphane Sabourau, *Short loop decompositions of surfaces and the geometry of Jacobians*, *Geometric and Functional Analysis* **22** (2012), no. 1, 37–73.
- [BS94] P. Buser and P. Sarnak, *On the period matrix of a Riemann surface of large genus (with an appendix by j.h. conway and n.j.a. sloane)*, *Inventiones Mathematicae* **117** (1994), no. 1, 27–56.
- [BS02] Peter Buser and Mika Seppälä, *Short homology bases and partitions of Riemann surfaces*, *Topology* **41** (2002), no. 5, 863–871.
- [BS03] Peter Buser and Mika Seppälä, *Triangulations and homology of Riemann surfaces*, *Proceedings of the American Mathematical Society* **131** (2003), no. 2, 425–432.
- [Bus10] Peter Buser, *Geometry and spectra of compact riemann surfaces*.
- [Eps84] Charles L. Epstein, *Envelopes of horospheres and weingarten surfaces in hyperbolic 3-space*, preprint, Princeton University, 1984.

- [Gro83] Mikhael Gromov, *Filling riemannian manifolds*, Journal of Differential Geometry **18** (1983), no. 1, 1–147.
- [Jen57] James A. Jenkins, *On the existence of certain general extremal metrics*, The Annals of Mathematics **66** (1957), no. 3, 440.
- [KPT15] Jeremy Kahn, Kevin M. Pilgrim, and Dylan P. Thurston, *Conformal surface embeddings and extremal length*, arXiv e-prints (2015), arXiv:1507.05294, 1507.05294.
- [KS08] Kirill Krasnov and Jean-Marc Schlenker, *On the renormalized volume of hyperbolic 3-manifolds*, Comm. Math. Phys. **279** (2008), no. 3, 637–668.
- [Mas85a] Bernard Maskit, *Comparison of hyperbolic and extremal lengths*, Annales Academiæ Scientiarum Fennicæ. Series A. I. Mathematica **10** (1985), 381–386.
- [Mas85b] ———, *Comparison of hyperbolic and extremal lengths*, Annales Academiæ Scientiarum Fennicæ. Series A. I. Mathematica **10** (1985), 381–386.
- [Min96] Yair N. Minsky, *Extremal length estimates and product regions in Teichmüller space*, Duke Math. J. **83** (1996), no. 2, 249–286.
- [Mum71] David Mumford, *A remark on Mahler’s compactness theorem*, Proceedings of the American Mathematical Society **28** (1971), no. 1, 289–289.
- [Ran79] Burton Randol, *Cylinders in Riemann surfaces*, Commentarii Mathematici Helvetici **54** (1979), no. 1, 1–5.
- [Rod74] Burton Rodin, *The method of extremal length*, Bulletin of the American Mathematical Society **80** (1974), no. 4, 587–607.
- [Sch93] P. Schmutz, *Riemann surfaces with shortest geodesic of maximal length*, Geometric and Functional Analysis **3** (1993), no. 6, 564–631.
- [Sch13] Jean-Marc Schlenker, *The renormalized volume and the volume of the convex core of quasifuchsian manifolds*, Math. Res. Lett. **20** (2013), no. 4, 773–786.
- [Str84] Kurt Strebel, *Quadratic differentials*, Quadratic Differentials (1984), 16–26.
- [Var19] Franco Vargas Pallete, *Upper bounds on Renormalized Volume for Schottky groups*, arXiv e-prints (2019), arXiv:1905.03303, 1905.03303.
- [VP] Franco Vargas Pallete, *Additive continuity of the renormalized volume under geometric limits*, arXiv:1708.04009 [math.DG].
- [Wit98] Edward Witten, *Anti de Sitter space and holography*, Adv. Theor. Math. Phys. **2** (1998), no. 2, 253–291.
- [Yam81] Akira Yamada, *On Marden’s universal constant of Fuchsian groups*, Kodai Math. J. **4** (1981), no. 2, 266–277.

DEPARTMENT OF MATHEMATICS, INDIANA UNIVERSITY, BLOOMINGTON, INDIANA 47405, USA
E-mail address: dmartinezgr@gmail.com

DEPARTMENT OF MATHEMATICS, YALE UNIVERSITY, NEW HAVEN, CT 08540, USA
E-mail address: franco.vargasp@berkeley.edu