

Estimating Entropy of Distributions in Constant Space

Jayadev Acharya
Cornell University
acharya@cornell.edu

Sourbh Bhadane
Cornell University
snb62@cornell.edu

Piotr Indyk
Massachusetts Institute of Technology
indyk@mit.edu

Ziteng Sun
Cornell University
zs335@cornell.edu

November 20, 2019

Abstract

We consider the task of estimating the entropy of k -ary distributions from samples in the streaming model, where space is limited. Our main contribution is an algorithm that requires $O\left(\frac{k \log(1/\varepsilon)^2}{\varepsilon^3}\right)$ samples and a constant $O(1)$ memory words of space and outputs a $\pm\varepsilon$ estimate of $H(p)$. Without space limitations, the sample complexity has been established as $S(k, \varepsilon) = \Theta\left(\frac{k}{\varepsilon \log k} + \frac{\log^2 k}{\varepsilon^2}\right)$, which is sub-linear in the domain size k , and the current algorithms that achieve optimal sample complexity also require nearly-linear space in k .

Our algorithm partitions $[0, 1]$ into intervals and estimates the entropy contribution of probability values in each interval. The intervals are designed to trade off the bias and variance of these estimates.

1 Introduction

Streaming Algorithms. Algorithms that require a limited memory/space/storage² have garnered great interest over the last two decades, and are known as *streaming algorithms*. Initiated by [1, 2], this setting became mainstream with the seminal work of [3]. Streaming algorithms are particularly useful in handling massive datasets that cannot be stored in the memory of the system. It is also applicable in networks where data is naturally generated sequentially and the data rates are higher than the capabilities of storing them, e.g., on a router.

The literature on streaming algorithms is large, and many problems have been studied in this model. With roots in computer science, most of this literature considers the worst case model, where it is assumed that the input $X^n := X_1, \dots, X_n$ is an arbitrary sequence over a domain of size k (e.g., over $[k] := \{1, \dots, k\}$). The set-up is as follows:

Given a system with limited memory that can make a few (usually just one) passes over the input X^n , estimate $f(X^n)$ for some function f of interest. The primary objective is solving the task with the least memory, which is called the space complexity.

This work is supported by NSF-CCF-1657471. This research started with the support of MIT-Shell Energy Research Fellowship to JA and PI, while JA was at MIT. PI was supported by NSF TRIPODS award #1740751 and a Simons Investigator Award.

²We use space, storage, and memory interchangeably.

In this streaming setting, some well studied problems include estimation of frequency moments of the data stream [3, 4, 5], estimation of Shannon and Rényi entropy of the empirical distribution of the data stream [6, 7, 8, 9, 10], estimation of heavy hitters [11, 12, 13, 14], and estimation of distinct elements [15, 16]. While these consider worst case input, there has also been work on random order streams, where one still considers a worst case data stream X^n , but feeds a random permutation $X_{\sigma(1)}, \dots, X_{\sigma(n)}$ of X^n as input to the algorithm [10, 17, 18].

Statistical Estimation. Inferring properties of the underlying distribution given sample access is called statistical estimation. A typical set-up is as follows:

Given independent samples X_1, \dots, X_n from an unknown distribution p , the objective is to estimate a property $f(p)$ using the fewest samples, called the sample complexity.

Distribution property estimation literature most related to our work include entropy estimation [19, 20, 21, 22, 23, 24, 25, 26], support size estimation [21, 23, 27], Rényi entropy estimation [28, 29, 30], support coverage estimation [31, 32], and divergence estimation [33, 34].

Streaming Algorithms for Statistical Estimation. While space complexity of streaming algorithms, and sample complexity of statistical estimation have both received great attention, statistical estimation under memory constraints has received relatively little attention. Interestingly, almost half a century ago, Cover and Hellman [35, 36] studied statistical hypothesis testing with limited memory, and [37] studied estimating the bias of a coin using a finite state machine. However, until recently, there are few works on learning with memory constraints. There has been a recent interest in space-sample trade-offs in statistical estimation [38, 39, 40, 41, 42, 43, 44, 45]. Within these, [41] is the closest to our paper. They consider estimating the integer moments of distributions, which is equivalent to estimating Rényi entropy of integer orders under memory constraints. They present natural algorithms for the problem, and perhaps more interestingly, prove non-trivial lower bounds on the space complexity of this task. Very recently, a remarkable work of [46] obtained memory sample trade-offs for testing discrete distributions, which are tight in a some parameter regime.

We initiate the study of distribution entropy estimation with space limitations, with the goal of understanding the space-sample trade-offs.

1.1 Problem Formulation

Let Δ_k be the set of all k -ary discrete distributions over $\mathcal{X} = [k] := \{0, 1, \dots, k-1\}$. The Shannon entropy of $p \in \Delta_k$ is $H(p) := -\sum_{x \in [k]} p(x) \log(p(x))$. Entropy is a fundamental measure of randomness and a central quantity in information theory and communications. Entropy estimation is a key primitive for feature selection in various machine learning applications.

Given independent samples $X^n := X_1, \dots, X_n$ from an unknown $p \in \Delta_k$, an entropy estimator is a possibly randomized mapping $\hat{H} : [k]^n \rightarrow \mathbb{R}$. Given $\varepsilon > 0$, $\delta > 0$, \hat{H} is an (ε, δ) entropy estimator if

$$\sup_{p \in \Delta_k} \Pr_{X^n \stackrel{i.i.d.}{\sim} p} \left(|\hat{H}(X^n) - H(p)| > \varepsilon \right) < \delta. \quad (1)$$

Sample Complexity. The *sample complexity* $S(H, k, \varepsilon, \delta)$ is the least n for which a \hat{H} satisfying (1) exists. Throughout this paper, we assume a constant error probability, say $\delta = 1/3$,³ and exclusively study entropy estimation. We therefore denote $S(H, k, \varepsilon, 1/3)$ by $S(k, \varepsilon)$.

³For smaller δ 's, we can apply median trick with an extra factor of $\log(1/\delta)$ samples.

Memory Model and Space Complexity. The basic unit of our storage model is a *word*, which consists of $\log k + \log(1/\varepsilon)$ bits. This choice of storage model is motivated by the fact that at least $\log(1/\varepsilon)$ bits are needed for a precision of $\pm\varepsilon$, and $\log k$ bits are needed to store a symbol in $[k]$. The *space complexity* of an algorithm is the smallest space (in words) required for its implementation.

1.2 Prior Work

Distribution Entropy Estimation. Entropy estimation from samples has a long history [19, 47, 48]. The most popular method is empirical plug-in estimation that outputs the entropy of the empirical distribution of the samples. Its sample complexity [48, 20] is

$$S^e(k, \varepsilon) = \Theta\left(\frac{k}{\varepsilon} + \frac{\log^2 k}{\varepsilon^2}\right). \quad (2)$$

Paninski [49] showed that there exists an estimator with sub-linear sample complexity in k . A recent line of work [21, 23, 22] has characterized the optimal sample complexity as

$$S(k, \varepsilon) = \Theta\left(\frac{k}{\varepsilon \log k} + \frac{\log^2 k}{\varepsilon^2}\right). \quad (3)$$

Note that while the empirical estimator has a linear sample complexity in the domain size k , the optimal sample complexity is sub-linear.

Estimating Entropy of Streams. There is significant work on estimating entropy of the stream with limited memory. Here, there are no distributional assumptions on the input stream X^n , and the goal is to estimate $H(X^n)$, the entropy of the empirical distribution of X^n . [6, 50, 10, 9, 8] consider multiplicative entropy estimation. These algorithms can be modified to additive entropy estimation by noting that $(1 \pm \varepsilon / \log \min\{n, k\})$ multiplicative estimation yields a $\pm\varepsilon$ additive estimation. With this, [8, 10] give an algorithm requiring $O(\frac{\log^3 n}{\varepsilon^2})$ words of space for $\pm\varepsilon$ estimate of $H(X^n)$. [9] give an algorithm using $O(\frac{\log^2 n \cdot \log \log n}{\varepsilon^2})$ words of space. A space lower bound of $\Omega(1/\varepsilon^2)$ words was also proved in [8] for the worst-case setting.

Another widely used notion of entropy is Rényi entropy [51]. The Rényi entropy of p of order $\alpha > 0$ is $H_\alpha(p) := \log(\sum_x p(x)^\alpha) / (1 - \alpha)$. [52, 53, 28] show that the sample complexity of estimating $H_\alpha(p)$ is $\Theta(k^{1-1/\alpha}/\varepsilon^2)$ for $\alpha \in \{2, 3, \dots\}$. [41] studies the problem of estimating the collision probability, which can be seen as estimating $H_\alpha(p)$ for $\alpha = 2$, under memory constraints. They propose an algorithm with sample complexity n and the memory M satisfying $n \cdot M \geq \Omega(k)$, when n is at least $O(k^{1-1/\alpha})$. They also provide some (non-tight) lower bounds on the memory requirements.

1.3 Our Results and Techniques

Our goal is to design streaming algorithms for estimation of $H(p)$ from a data stream of samples $X^n \sim p$, with as little space as possible. Our motivating question is:

What is the space-sample trade-off of entropy estimation over Δ_k ?

The optimal sample complexity is given in (3). However, straight-forward implementations of sample-optimal schemes in [21, 23, 22] require nearly linear space complexity in $S(k, \varepsilon)$, which is nearly linear (in k) words of space. Note by (2) that when the number of samples is at least $S^e(k, \varepsilon)$, the empirical entropy $H(X^n)$ is a $\pm\varepsilon$ estimate of $H(p)$. We can therefore use results from streaming literature to estimate the

empirical entropy of X^n with $n = S^e(k, \varepsilon)$ samples to within $\pm\varepsilon$, and in doing so, obtain a $\pm 2\varepsilon$ estimate of $H(p)$. In particular, the algorithm of [9] requires $S^e(k, \varepsilon)$ samples, and with $O(\frac{\log^2(k/\varepsilon) \log \log(k/\varepsilon)}{\varepsilon^2})$ words of space, estimates $H(p)$ to $\pm\varepsilon$.

Our main result is an algorithm whose space complexity is a constant number of words and whose sample complexity is linear in k (same as empirical estimation as a function of k).

Theorem 1. *There is an algorithm that requires $O(\frac{k(\log(1/\varepsilon))^2}{\varepsilon^3})$ samples and 20 words of space and estimates $H(p)$ to $\pm\varepsilon$.*

The results and the state of the art are given in Table 1. A few remarks are in order.

Remark. (1). Our algorithm can bypass the lower bound of $\Omega(1/\varepsilon^2)$ for entropy estimation of data-streams since X^n is generated by a distribution and not the worst case data stream. (2). Consider the case when ε is a constant, say $\varepsilon = 1$. Then, the optimal sample complexity is $\Theta(\frac{k}{\log k})$ (from (3)). However, all known implementations of the sample-optimal algorithms requires $\tilde{\Omega}(k)$ space. Streaming literature provides an algorithm with $O(k)$ samples and $\tilde{O}((\log k)^2)$ memory words. We provide an algorithm with $O(k)$ samples, and 20 memory words. Compared to the sample-optimal algorithms, we have a $\log k$ blow-up in the sample complexity, but an exponential reduction in space.

Table 1: Sample and space complexity for estimating $H(p)$.

| Algorithm | Samples | Space (in words) |
|------------------------------|--|---|
| Sample-Optimal [21],[23, 22] | $\Theta\left(\frac{k}{\varepsilon \log k} + \frac{\log^2 k}{\varepsilon^2}\right)$ | $O\left(\frac{k}{\varepsilon \log k} + \frac{\log^2 k}{\varepsilon^2}\right)$ |
| Streaming [8, 9] | $O\left(\frac{k}{\varepsilon} + \frac{\log^2 k}{\varepsilon^2}\right)$ | $O(\log^2(\frac{k}{\varepsilon}) \log \log(\frac{k}{\varepsilon})/\varepsilon^2)$ |
| Algorithm 9 | $O\left(\frac{k(\log(1/\varepsilon))^2}{\varepsilon^3}\right)$ | 20 |

We now provide a high level description of our approach and techniques. We can write $H(p)$ as

$$H(p) = \sum_x p(x) \log \frac{1}{p(x)} = \mathbb{E}_{X \sim p} \left[\log \frac{1}{p(X)} \right]. \quad (4)$$

A Simple Method. Based on this equation, we build layers of sophistication to a simple approach which requires small space. Repeat for R iterations:

1. Obtain a draw $X \sim p$.
2. Using constant memory words, over the next N samples, estimate $\log(1/p(X))$, and maintain a running average over the iterations.

We need N to be large enough to obtain a *good estimate* $\hat{p}(X)$ of $p(X)$ for the term inside the expectation in (4), and we need R large enough for the empirical means of $\log(1/\hat{p}(X))$ over R iterations to converge to the true mean. The number of samples needed is NR . This approach is detailed in Algorithm 1 (in Section 2) and its performance is given in Theorem 4. This approach requires $O(1)$ memory words, however the sample complexity is super-linear in k .

Intervals for Better Sample Complexity. To improve the sample complexity, we partition $[0, 1]$ into T disjoint intervals (Algorithm 1 corresponds to $T = 1$). In Lemma 8 we express $H(p)$ as a sum of entropy-like expressions defined over probability values in these T intervals. We will then estimate each of the terms

separately with the approach stated above. We will show that the sample complexity as a function of k drops down roughly as $k(\log^{(T)} k)^2$, where $\log^{(T)}$ is the T th iterated logarithm, while the space complexity is still constant memory words.

The algorithm will essentially perform the simple approach above separately for probabilities within each interval. While simple to state, there are several bells and whistles needed to make this approach work. The essence is that when $p(X)$ is large, fewer samples are needed to estimate $p(X)$ (small N). However, if the intervals are chosen such that small probabilities are also contained in small intervals, the number of iterations R needed for these intervals can be made small (the range of random variables in Hoeffding's inequality is smaller). Succinctly, the approach can be summarized as follows:

Fewer samples are needed to estimate the large probabilities, and fewer iterations are needed for convergence of estimates for small probabilities by choosing the intervals carefully.

Some Useful Tools. We now state two concentration inequalities that we use throughout this paper.

Lemma 2. (Hoeffding's Inequality) [54] *Let $X_1, \dots, X_m \in [a_i, b_i]$ be independent random variables. Let $X = (X_1 + \dots + X_m)/m$, then $\Pr(|X - \mathbb{E}[X]| \geq t) \leq 2 \exp\left(\frac{-2(mt)^2}{\sum_i (b_i - a_i)^2}\right)$.*

In some algorithms we consider, m itself is a random variable. In those cases, we will use the following variant of Hoeffding's inequality, which is proved in Section A.

Lemma 3. (Random Hoeffding's Inequality) *Let $M \sim \text{Bin}(m, p)$. Let X_1, \dots, X_M be independent random variables such that $X_i \in [a, b]$. Let $X = (X_1 + \dots + X_M)/M$. Then for any $0 < p \leq 1$,*

$$\Pr\left(|X - \mathbb{E}[X]| \geq \frac{t}{p}\right) \leq 3 \exp\left(\frac{-mt^2}{8p(b-a)^2}\right). \quad (5)$$

Outline. In Section 2 we describe the simple approach and its performance in Theorem 4. In Section 3.1, Algorithm 5 we show how the sample complexity in Theorem 4 can be reduced from $k \log^2 k$ to $k(\log \log k)^2$ in Theorem 9 by choosing two intervals ($T = 2$). The algorithm for general T is described in Section 3.2, and the performance of our main algorithm is given in Theorem 1.

2 A Building Block: Simple Algorithm with Constant Space

We propose a simple method (Algorithm 1) with the following guarantee.

Theorem 4. *Let $\varepsilon > 0$. Algorithm 1 takes $O\left(\frac{k \log^2(k/\varepsilon)}{\varepsilon^3}\right)$ samples from $p \in \Delta_k$, uses at most 20 words of memory, and outputs \bar{H} , such that with probability at least $2/3$, $|\bar{H} - H(p)| < \varepsilon$.*

Based on (4), each iteration of Algorithm 1 obtains a draw X from p and estimates $\log(1/p(X))$. To avoid assigning zero probability value to $p(X)$, we do add-1 smoothing to our empirical estimate of $p(X)$. The bias in our estimator can be controlled by the choice of N .

Memory Requirement. Algorithm 1 only maintains a running sum at the end of each iteration. We can use two words in total to store k and ε . Since N, R are program constants they are computed on the fly. We reserve one word to store x and two words to keep track of N_x in each iteration since $N_x \leq N \leq k^2/\varepsilon^2$. We use three words to store the counter t since $t \leq R \leq k^3/\varepsilon^3$. We use two words each to store S and \hat{H}_t (and store the final entropy estimate in one of them). Thus the algorithm uses less than 20 words of space.

Sample Complexity. To bound the accuracy, note that \bar{H} is the mean of R i.i.d. random variables $\hat{H}_1, \dots, \hat{H}_R$. We bound the bias and prove concentration of \bar{H} using Lemma 2.

Bias Bound. Large N in Algorithm 1 gives a better estimate of $p(X)$, and small bias in entropy estimation.

Algorithm 1 Entropy estimation with constant space: Simple Algorithm

Require: Accuracy parameter $\varepsilon > 0$, a data stream $X_1, X_2, \dots \sim p$

1: Set

$$R \leftarrow 4 \log^2(1 + 2k/\varepsilon)/\varepsilon^2, \quad N \leftarrow 2k/\varepsilon, \quad S \leftarrow 0$$

2: **for** $t = 1, \dots, R$ **do**

3: Let $x \leftarrow$ the next element in the data stream

4: $N_x \leftarrow$ # appearances of x in the next N symbols

5: $\hat{H}_t = \log(N/(N_x + 1))$

6: $S = S + \hat{H}_t$

7: $\bar{H} = S/R$

Lemma 5. (Bias Bound) $|\mathbb{E}[\bar{H}] - H(p)| \leq \frac{k}{N}$.

Proof. Each iteration of Algorithm 1 chooses x drawn from p . Therefore,

$$\mathbb{E}[\bar{H}] = \mathbb{E}[\bar{H}_t] = \sum_{x \in [k]} p(x) \mathbb{E} \left[\log \left(\frac{N}{N_x + 1} \right) \right], \quad (6)$$

where the expectation is over the randomness in N_x . Therefore,

$$H(p) - \mathbb{E}[\bar{H}] = \sum_{x \in [k]} p(x) \log \frac{1}{p(x)} - \sum_{x \in [k]} p(x) \mathbb{E} \left[\log \left(\frac{N}{N_x + 1} \right) \right] = \sum_{x \in [k]} p(x) \mathbb{E} \left[\log \left(\frac{N_x + 1}{Np(x)} \right) \right].$$

We now bound this expression.

$$\sum_{x \in [k]} p(x) \mathbb{E} \left[\log \left(\frac{N_x + 1}{Np(x)} \right) \right] \stackrel{(a)}{\leq} \sum_{x \in [k]} p(x) \log \left(\mathbb{E} \left[\frac{N_x + 1}{Np(x)} \right] \right) \stackrel{(b)}{=} \sum_{x \in [k]} p(x) \log \left(1 + \frac{1}{Np(x)} \right) \stackrel{(c)}{\leq} \frac{k}{N},$$

where (a) uses concavity of logarithms, (b) follows since N_x is distributed $\text{Bin}(N, p(x))$ and therefore has mean $Np(x)$, and (c) uses $\log(1 + x) \leq x$. To lower bound the expression, we upper bound its negative.

$$\sum_{x \in [k]} p(x) \mathbb{E} \left[\log \left(\frac{Np(x)}{N_x + 1} \right) \right] \stackrel{(a)}{\leq} \sum_{x \in \mathcal{X}} p(x) \log \left(\mathbb{E} \left[\frac{Np(x)}{N_x + 1} \right] \right) \stackrel{(b)}{\leq} \sum_{x \in \mathcal{X}} p(x) \log \left(\frac{N}{N + 1} \right) < 0. \quad (7)$$

where (a) uses concavity of logarithms is obtained using Jensen's inequality and (7) follows from the following claim plugging in $r = p(x)$, and $m = N$.

Lemma 6. Let $X \sim \text{Bin}(m, r)$, then $\mathbb{E} \left[\frac{1}{X+1} \right] \leq \frac{1}{r(m+1)}$.

Proof.

$$\mathbb{E} \left[\frac{1}{X+1} \right] = \frac{1}{m+1} \sum_{l=0}^m \frac{m+1}{l+1} \binom{m}{l} r^l (1-r)^{m-l} = \frac{1 - (1-r)^{m+1}}{r(m+1)} \leq \frac{1}{r(m+1)}. \quad \square$$

Combining the upper and lower bound on $H(p) - \mathbb{E}[\bar{H}]$ proves the lemma. \square

Concentration. Using Hoeffding's inequality, we prove the following concentration result for \hat{H} .

Lemma 7. (Concentration) For any $\mu > 0$, $\Pr(|\bar{H} - \mathbb{E}[\bar{H}]| \geq \mu) \leq 2 \exp\left(-\frac{2R\mu^2}{\log^2(N+1)}\right)$.

Proof. In each of the R iterations, N_x takes a value in $\{0, \dots, N\}$. Therefore, for $t = 1, \dots, R$, $\hat{H}_t \in [\log(N/(N+1)), \log N]$ are i.i.d. random variables. By Hoeffding's inequality (Lemma 2),

$$\Pr\left(|\bar{H} - \mathbb{E}[\bar{H}]| \geq \frac{\varepsilon}{2}\right) \leq \exp\left(-\frac{R\varepsilon^2}{2\log^2(N+1)}\right). \quad (8)$$

□

The choice of N in Algorithm 1 implies that $|\mathbb{E}[\bar{H}] - H(p)| \leq \varepsilon/2$, and by choosing $\mu = \varepsilon/2$, and $R = 4\log^2(1 + 2k/\varepsilon)/\varepsilon^2$ implies that \bar{H} is within $H(p) \pm \varepsilon/2$ with probability at least $2/3$. This gives the total sample complexity of $(N+1)R = O(k\log^2(k/\varepsilon)/\varepsilon^3)$.

3 Interval-based Algorithms

The algorithm in the previous section treats each symbol equally and uses the same N and R . To reduce the sample complexity, our high level approach is the following:

- Let $T \in \mathbb{N}$, and $0 = a_0 < a_1 < \dots < a_T = 1$. We design a partition $\mathcal{I} := \{I_1, I_2, \dots, I_T\}$ of $[0, 1]$ into T intervals with $I_j = [a_{T-j}, a_{T-j+1})$.
- We will express the entropy as an expectation of entropy-like terms over these intervals (Lemma 8), and will estimate the contribution from each interval.
- Consider the j th interval, $I_j = [a_{T-j}, a_{T-j+1})$. For $p(x) \in I_j$, the number of samples needed to estimate $p(x)$ grows roughly as $1/a_{T-j}$. Therefore, intervals close to zero need more samples, and intervals far from zero require fewer samples.
- Note that for $p(x) \in I_j$, $\log(1/p(x)) \in (\log(1/a_{T-j+1}), \log(1/a_{T-j})]$. We choose the intervals such that this width decreases for intervals close to zero. In doing so, we will ensure that while more samples are needed to estimate the probability values in these intervals, we need fewer iterations (small R) to estimate the contribution of these intervals to entropy.

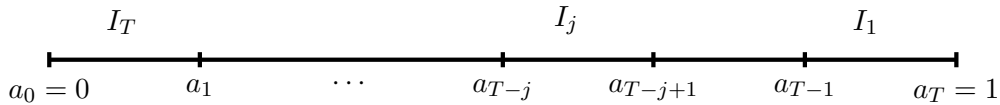


Figure 1: Partition of $[0, 1]$ into T intervals

In Lemma 8 we express entropy as a summation over the contributions from the various intervals.

Entropy as a Weighted Sum of Conditional Expectations. Ideally, our approach (similar to the previous section) would be the following. Obtain a symbol in the data stream, find which interval it lies in, and estimate the entropy contribution from each interval separately. However, we may not be able to estimate the exact interval that a symbol is in. To take care of this, consider a randomized algorithm $\mathcal{A} : [k] \rightarrow$

$\{I_1, \dots, I_T\}$ that takes as input $x \in [k]$, and outputs an interval in \mathcal{I} (which corresponds to our guess for the interval in which $p(x)$ lies in). For a symbol x , let $p_{\mathcal{A}}(I_j|x) := \Pr(\mathcal{A}(x) = I_j)$ be the distribution of the output of \mathcal{A} for a symbol x . For a distribution $p \in \Delta_k$, let

$$p_{\mathcal{A}}(I_j) := \sum_{x \in [k]} p(x) \cdot p_{\mathcal{A}}(I_j|x), \quad p_{\mathcal{A}}(x|I_j) := \frac{p(x) \cdot p_{\mathcal{A}}(I_j|x)}{p_{\mathcal{A}}(I_j)}. \quad (9)$$

Then $p_{\mathcal{A}}(I_j)$ is the probability that $\mathcal{A}(X) = I_j$, when $X \sim p$. $p_{\mathcal{A}}(x|I_j)$ is the distribution over $[k]$ conditioned on $\mathcal{A}(X) = I_j$.

For any randomized function $\mathcal{A} : [k] \rightarrow \{I_1, \dots, I_T\}$ we can characterize the entropy as follows.

Lemma 8. *Let $H_j := \mathbb{E}_{X \sim p_{\mathcal{A}}(x|I_j)} [-\log p(X)]$ then, $H(p) = \sum_{j=1}^T p_{\mathcal{A}}(I_j) H_j$.*

Proof.

$$\begin{aligned} H(p) &= \sum_x p(x) \left(\sum_j p_{\mathcal{A}}(I_j|x) \right) \log \frac{1}{p(x)} = \sum_x \sum_j \left(p_{\mathcal{A}}(I_j) p_{\mathcal{A}}(x|I_j) \log \frac{1}{p(x)} \right) \\ &= \sum_j p_{\mathcal{A}}(I_j) \left(\mathbb{E}_{X \sim p_{\mathcal{A}}(x|I_j)} [-\log p(X)] \right). \end{aligned} \quad (10)$$

where (10) follows from (9). □

Suppose \mathcal{A} is such that it outputs the exact interval in which $p(x)$ is in, then $p_{\mathcal{A}}(I_j) = p(I_j)$, the total probability of interval I_j , and $p_{\mathcal{A}}(x|I_j)$ is the conditional distribution of all symbols in I_j . In this case, the lemma above reduces to the grouping property of entropy [55]. In our streaming setting, the algorithm \mathcal{A} will take as input an element x of the data stream, and then based on the number of occurrences of x over a window of certain size in the subsequent stream outputs an interval in \mathcal{I} .

We will choose the intervals and algorithm \mathcal{A} appropriately. By estimating each term in the summation above, we will design an algorithm with T intervals that uses $O\left(\frac{k(\log^{(T)} k + \log(1/\varepsilon))^2}{\varepsilon^3}\right)$ samples and a constant words of space, and estimates $H(p)$ to $\pm\varepsilon$ with probability at least $2/3$. Here $\log^{(T)}$ denotes the iterated logarithms, and therefore shows the improvement in logarithmic terms as T grows.

In Section 3.1, we provide the details with $T = 2$. This section will flesh out the key arguments, and show how to reduce the $\log k$ term in the previous section to $\log \log k$. Finally in Section 3.2, we extend this to $T = \log^* k$ where $\log^* k = \min_i \{\log^{(i)} k \leq 1\}$ intervals to further reduce the sample complexity to $O(k(\log(1/\varepsilon))^2/\varepsilon^3)$.

3.1 Two Intervals Algorithm ($T = 2$)

We propose Algorithm 5 with the following guarantee.

Theorem 9. *Algorithm 5 uses $O(NR + N_1 R_1 + N_2 R_2) = O\left(\frac{k(\log(\log(k)/\varepsilon))^2}{\varepsilon^3}\right)$ samples, 20 words and outputs an $\pm\varepsilon$ estimate of $H(p)$ with probability at least $2/3$.*

3.1.1 Description of the Algorithm

Let $T = 2$, and $\beta > 16$ be a constant. Consider the following partition of $[0, 1]$:

$$I_2 = [0, \ell), I_1 = [\ell, 1] \quad \text{where} \quad \ell = (\log k)^\beta / k. \quad (11)$$

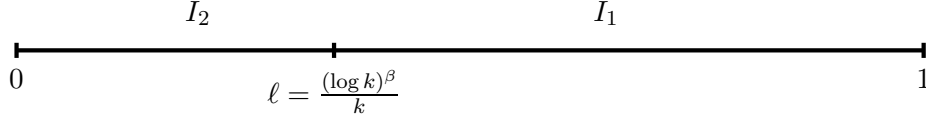


Figure 2: Partition of $[0, 1]$ into two intervals

We now specify the algorithm $\mathcal{A} : [k] \rightarrow \{I_1, I_2\}$ we used in Lemma 8. \mathcal{A} is denoted by ESTINT (Algorithm 2). For $x \in [k]$, it takes N samples from p , and if the fraction of occurrences of x is more than ℓ it outputs I_1 , else it outputs I_2 . This is an algorithm that tries to guess the true interval containing $p(x)$ from the samples.

Algorithm 2 $\mathcal{A} : \text{ESTINT}(N, x)$

- 1: Obtain N samples from p
 - 2: **if** x appears $\geq N\ell$ times, output I_1
 - 3: **else** output I_2
-

Algorithm 3 ESTPROBINT (N, R)

- 1: $\hat{p}_{\mathcal{A}}(I_1) = 0$
 - 2: **for** $t = 1$ to R **do**
 - 3: Sample $x \sim p$.
 - 4: **if** ESTINT $(N, x) = I_1$ **then**
 - 5: $\hat{p}_{\mathcal{A}}(I_1) = \hat{p}_{\mathcal{A}}(I_1) + 1/R$
-

By Lemma 8, $H(p) = p_{\mathcal{A}}(I_1) H_1 + p_{\mathcal{A}}(I_2) H_2$. We estimate the terms in this expression as follows.

Estimating $p_{\mathcal{A}}(I_j)$'s. We run ESTINT multiple times on samples generated from p , and output the fraction of times the output is I_j as an estimate of $p_{\mathcal{A}}(I_j)$. We only estimate $p_{\mathcal{A}}(I_1)$, since $p_{\mathcal{A}}(I_1) + p_{\mathcal{A}}(I_2) = 1$. The complete procedure is specified in Algorithm 3.

Estimating H_j 's. Recall that H_j 's are the expectations of $-\log(p(x))$ under different distributions given in (9). Since the expectations are with respect to the conditional distributions, we first sample a symbol from p and then conditioned on the event that ESTINT outputs I_j , we use an algorithm similar to Algorithm 1 to estimate $\log(1/p(x))$. The complete procedure is given in Algorithm 4. Notice that when computing \hat{H}_2 in Step 8, we clip the \hat{H}_2 's to $\log \frac{1}{4\ell}$ if $N_{x,2} > 4\ell N_2 - 1$. This is done to restrict each \hat{H}_2 to be in the range of $[\log \frac{1}{4\ell}, \log N_2]$, which helps in obtaining the concentration bounds by bounding the width of the interval for applying Hoeffding's inequality.

3.1.2 Performance Guarantees

Memory Requirements. Since R_1, R_2, N_1, N_2 and ℓ are program constants, we compute them on execution by storing k, ε, β, C using four words in total. For simplicity we set $C_1 = C_2 = C$.

- ESTINT uses two words for the counter and two words to keep track of number of appearances of x since $N \leq k^2/\varepsilon^2$. These four words are reused on each invocation of ESTINT.

Algorithm 4 Estimating H_1 and H_2 : CONDEXP (N_1, N_2, R_1, R_2)

```
1: for  $i = 1, 2$ , set  $\hat{H}_i = 0, S_i = 0$ , do
2:   for  $t = 1$  to  $R_i$  do
3:     Sample  $x \sim p$ 
4:     if ESTINT ( $N, x$ ) =  $I_i$  then
5:        $S_i = S_i + 1$ 
6:       Let  $N_{x,i} \leftarrow$  # occurrences of  $x$  in the next  $N_i$  samples
7:        $\hat{H}_i = \hat{H}_i + \log(N_i/(N_{x,i} + 1))$  if  $i = 1$ 
8:        $\hat{H}_i = \hat{H}_i + \max\{\log(N_i/(N_{x,i} + 1)), \log(1/4\ell)\}$  if  $i = 2$ 
9:    $\bar{H}_i = \hat{H}_i/S_i$ 
```

Algorithm 5 Entropy Estimation with constant space: Two Intervals Algorithm

Require: Accuracy parameter $\varepsilon > 0, \gamma = \beta/2$, a data stream $X_1, X_2, \dots \sim p$

1: Set

$$N = N_1 = \frac{C_1 k}{\varepsilon (\log k)^\gamma}, R = R_1 = C_2 \frac{\log(k/\varepsilon)^2}{\varepsilon^2}, N_2 = C_1 \cdot \frac{k}{\varepsilon}, R_2 = C_2 \cdot \frac{(\log((\log k)/\varepsilon))^2}{\varepsilon^2}$$

```
2:  $\hat{p}_A(I_1) = \text{ESTPROBINT}(N, R)$ 
3:  $\bar{H}_1, \bar{H}_2 = \text{CONDEXP}(N_1, N_2, R_1, R_2)$ 
4:  $\hat{H}_{II} = \hat{p}_A(I_1) \bar{H}_1 + (1 - \hat{p}_A(I_1)) \bar{H}_2$ 
```

- ESTPROBINT uses three words to store the counter t , one word to store x and three words to store the final output since $R \leq k^3/\varepsilon^3$.
- CONDEXP is executed for each interval separately which allows reusing the memory required for one iteration. We can use the memory reserved for ESTPROBINT to store the counter t and the sample x . $N_{x,i}$'s can be stored in the memory reserved for ESTINT. Variables S_i, \hat{H}_i requires three and two words respectively. The final answer is stored in the memory allocated to \hat{H}_i .

Hence, at most 20 words of memory are sufficient.

Sample Complexity. Define Algorithm 4* to be a modified version of Algorithm 4 with Step 8 being

$$\hat{H}_i = \hat{H}_i + \log(N_i/(N_{x,i} + 1))$$

(i.e. without clipping from below) and all other steps remaining the same. Let \hat{H}_{II}^* be the output of Algorithm 5 by replacing Step 3 with estimates of Algorithm 4*. Then we can bound the estimation error by the following three terms and we will bound each of them separately,

$$\left| H(p) - \hat{H}_{II} \right| \leq \underbrace{\left| H(p) - \mathbb{E}[\hat{H}_{II}^*] \right|}_{\text{Unclipped Bias}} + \underbrace{\left| \mathbb{E}[\hat{H}_{II}] - \mathbb{E}[\hat{H}_{II}^*] \right|}_{\text{Clipping Error}} + \underbrace{\left| \hat{H}_{II} - \mathbb{E}[\hat{H}_{II}] \right|}_{\text{Concentration}}.$$

Clipping Error. By the design of CONDEXP, \hat{H}_2 is clipped only when the event $\mathcal{E}_x = \{\text{ESTINT}(N, x) = I_2, N_{x,2} > 4N_2\ell - 1\}$ occurs for some $x \in [k]$. We bound the clipping error in the following lemma (proof in Section C.3) by showing that $\Pr(\mathcal{E}_x)$ is small.

Lemma 10. (Clipping Error Bound) Let \hat{H}_{II} be the entropy estimate of Algorithm 5 and let \hat{H}_{II}^* be the entropy estimate of the unclipped version of Algorithm 5. Then $\left| \mathbb{E} [\hat{H}_{II}] - \mathbb{E} [\hat{H}_{II}^*] \right| \leq \varepsilon/3$.

Concentration Bound. To prove the concentration bound, we use Lemma 11 to decompose it into three terms. Each of them can be viewed as the difference between an empirical mean and its true expectation, which can be bounded using concentration inequalities. (proof in Section C.4)

Lemma 11. (Concentration Bound) Let \hat{H}_{II} be the entropy estimate of Algorithm 5 and let \bar{H}_i be as defined in Algorithm 5. Let $p_{\mathcal{A}}(I_i)$ be the distribution defined in (9) where \mathcal{A} is ESTINT. Then,

$$\left| \mathbb{E} [\hat{H}_{II}] - \hat{H}_{II} \right| \leq \sum_{i=1}^2 p_{\mathcal{A}}(I_i) |\bar{H}_i - \mathbb{E} [\bar{H}_i]| + |p_{\mathcal{A}}(I_1) - \hat{p}_{\mathcal{A}}(I_1)| |\bar{H}_1 - \bar{H}_2| \leq \varepsilon/3.$$

We provide a brief outline of the proof below. By the union bound, in order to show that with probability at least $2/3$ the sum is less than $\varepsilon/3$, it is sufficient to show that with probability at most $1/9$, each of the terms is greater than $\varepsilon/9$.

To bound $|p_{\mathcal{A}}(I_1) - \hat{p}_{\mathcal{A}}(I_1)| |\bar{H}_1 - \bar{H}_2|$, we first bound the range of $|\bar{H}_1 - \bar{H}_2|$ and then use Hoeffding's inequality (Lemma 2) to obtain concentration of $\hat{p}_{\mathcal{A}}(I_1)$. To bound $|\bar{H}_i - \mathbb{E} [\bar{H}_i]|$, note that we cannot obtain concentration using Hoeffding's inequality because R_i (the number of samples that we average over) is a random variable. Therefore, we apply Random Hoeffding inequality (Lemma 3) to \bar{H}_i . Since R_i depends on the range of the random variables being averaged over, we obtain a reduction in the sample complexity for $i = 2$ because of clipping the estimate below to $\log \frac{1}{4\ell}$. Therefore, the range for the second interval is $\log(N_2) - \log \frac{1}{4\ell} = O(\log((\log k)/\varepsilon))$ implying $R_2 = O((\log((\log k)/\varepsilon))^2/\varepsilon^2)$ suffices for the desired probability. For $i = 1$, since the range is the same as the one interval case, we use the same R_1 as in the previous section. Note $R_2 \ll R_1$.

Bias Bound. We bound the bias of the unclipped version, \hat{H}_{II}^* using the following lemma whose proof is in Section C.2.

Lemma 12. (Unclipped Bias Bound) Let \hat{H}_{II}^* be the unclipped estimate of Algorithm 5 and let $p_{\mathcal{A}}(I_i|x)$ be the conditional distribution defined in (9) where \mathcal{A} is ESTPROBINT. Then,

$$\left| H(p) - \mathbb{E} [\hat{H}_{II}^*] \right| \leq \sum_{i=1}^2 \left(\sum_{x \in \mathcal{X}} p_{\mathcal{A}}(I_i|x)/N_i \right) \leq \varepsilon/3. \quad (12)$$

Lemma 12 allows us to choose N_1 and N_2 separately to bound the bias. Interval I_2 's contribution is at most $\frac{k}{N_2}$. For interval I_1 , we improve upon $\frac{k}{N_1}$ by partitioning \mathcal{X} into sets $\mathcal{X}_1 = \{x \in \mathcal{X} | p(x) < \ell/2\}$ and $\mathcal{X}_2 = \{x \in \mathcal{X} | p(x) \geq \ell/2\}$. For \mathcal{X}_1 , $p_{\mathcal{A}}(I_1|x)$ is small by Chernoff bound. For \mathcal{X}_2 , since $p(x) \geq \ell/2$, $|\mathcal{X}_2| \leq 2/\ell$ which is smaller than k . Hence we can choose $N_2 < N_1$.

In the sample complexity of the two interval algorithm, observe that the term $N_2 R_2$ dominates. Reducing N_2 is hard because it is independent of the interval length. Therefore we hope to reduce R_2 by partitioning into intervals with smaller lengths. In the smallest interval, if we reduce the range of each estimate to be within a constant, then $O(\frac{1}{\varepsilon^2})$ samples would suffice for concentration. In the next section, we make this concrete by considering an algorithm that uses multiple intervals.

3.2 General Intervals Algorithm

The general algorithm follows the same principles as the previous section with a larger number of intervals, decreasing the sample requirements at each step, as discussed in Section 1.3. However, the proofs are much more involved, particularly in order to obtain an $O(k)$ upper bound on the sample complexity. We will sketch some of the key points and move details to the appendix.

Intervals. Let $T = \log^* k$, where $\log^* k := \min_i \{\log^{(i)} k \leq 1\}$. Consider the following partition of $[0, 1]$: $\{I_i\}_{i=1}^T$ where $I_1 = [l_1, h_1]$ and for $i = 2, \dots, T$, $I_i = [l_i, h_i]$, $h_i = \frac{(\log^{(i-1)}(k))^\beta}{k}$ ($\beta > 16$) and $l_{i-1} = h_i$. Define $l_T = 0$ and $h_1 = 1$, then we have for $i = 2, \dots, T-1$:

$$I_1 = \left[\frac{(\log^{(1)}(k))^\beta}{k}, 1 \right], I_T = \left[0, \frac{(\log^{(T-1)}(k))^\beta}{k} \right), I_i = \left[\frac{(\log^{(i)}(k))^\beta}{k}, \frac{(\log^{(i-1)}(k))^\beta}{k} \right).$$

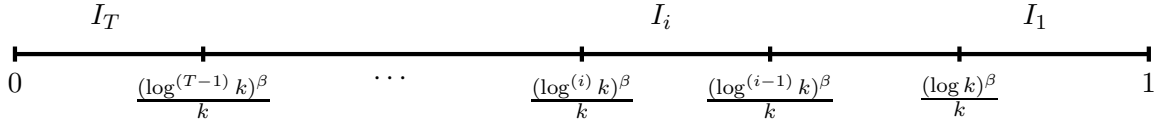


Figure 3: Partition of $[0, 1]$ into $T = \log^* k$ intervals

Since $T = \log^* k$, we have $I_T \subset [0, e^\beta/k)$. We divide the bottleneck of the two intervals algorithm I_2 , into further intervals until the width of the smallest interval is a constant over k (e^β/k) which implies concentration with lesser samples than before. Algorithm 6 defines a distribution over T intervals for each x . Using Lemma 8, similar to the two intervals case, we will estimate each of the $p_A(I_i)$ and H_i 's independently in Algorithm 7 (GENESTPROBINT) and Algorithm 8 (GENCONDEXP). Complete algorithm for $T = \log^* k$ is presented in Algorithm 9.

Algorithm 6 Estimating intervals: General Case : GENESTINT($\{N_i\}_{i=1}^t, x$)

Require: $\{N_i\}_{i=1}^t, x$ drawn from p

- 1: **for** $i = 1$ to t **do**
 - 2: Generate N_i samples from p
 - 3: **if** x appears more than $N_i \ell_i$ times **then** Output I_i
 - 4: Output I_T
-

Algorithm 7 Estimating $p_A(I_i)$, $1 \leq i \leq T-1$: GENESTPROBINT($\{N_i\}_{i=1}^{T-1}, \{R_i\}_{i=1}^{T-1}$)

Require: $\{N_i\}_{i=1}^{T-1}, \{R_i\}_{i=1}^{T-1}$

- 1: **for** $i = 1, 2, \dots, T-1$ **do**
 - 2: $\hat{p}_A(I_i) = 0$
 - 3: **for** $t = 1$ to R_i **do**
 - 4: Sample $x \sim p$.
 - 5: **if** GENESTINT($\{N_j\}_{j=1}^i, x$) = I_i **then** $\hat{p}_A(I_i) = \hat{p}_A(I_i) + \frac{1}{R_i}$
-

Algorithm 8 Estimating H_i 's : GENCONDEXP($\{N_i\}_{i=1}^T, \{R_i\}_{i=1}^T$)

Require: $\{N_i\}_{i=1}^T, \{R_i\}_{i=1}^T$

```

1: for  $i = 1$  to  $T$  do
2:    $\hat{H}_i = 0, S_i = 0$ 
3:   for  $t = 1$  to  $R_i$  do
4:     Generate  $x \sim p$ 
5:     if GENESTINT( $\{N_j\}_{j=1}^i, x$ ) is  $I_i$  then
6:        $S_i = S_i + 1$ 
7:       Let  $N_{x,i} \leftarrow$  # occurrences of  $x$  in the next  $N_i$  samples
8:        $E_{x,i} = \max\{\log\left(\frac{N_i}{N_{x,i}+1}\right), \log\frac{1}{4h_i}\}$ 
9:        $\hat{H}_i = \hat{H}_i + E_{x,i}$ 
10:   $\bar{H}_i = \frac{\hat{H}_i}{S_i}$ 

```

Algorithm 9 Entropy Estimation with constant space: General Intervals Algorithm

Require: Accuracy parameter $\varepsilon > 0, \gamma = \beta/2$, a data stream $X_1, X_2, \dots \sim p$.

1: Set

$$N_i = C_N \cdot \frac{k}{\varepsilon(\log^{(i)}(k))^\gamma}, \quad R_i = C_R \cdot \frac{(\log(\log^{(i-1)}(k)/\varepsilon))^2}{\varepsilon^2} \quad 1 \leq i \leq T-1$$

$$N_T = C_N \cdot \frac{k}{\varepsilon}, \quad R_T = C_R \cdot \frac{(\log(\log^{(T-1)}(k)/\varepsilon))^2}{\varepsilon^2}$$

2: $\{\hat{p}_A(I_i)\}_{i=1}^{T-1} = \text{GENESTPROBINT}(\{N_i\}_{i=1}^{T-1}, \{R_i\}_{i=1}^{T-1})$

3: $\{\bar{H}_i\}_{i=1}^T = \text{GENCONDEXP}(\{N_i\}_{i=1}^T, \{R_i\}_{i=1}^T)$

4: $\hat{H}_T = \sum_{i=1}^{T-1} \hat{p}_A(I_i) \bar{H}_i + (1 - \sum_{i=1}^{T-1} \hat{p}_A(I_i)) \bar{H}_T$

Memory Requirements. The analysis of memory requirement is similar to that of the two interval case. To store parameters ℓ_i, N_i, R_i 's, we only store $k, \varepsilon, \gamma, C_N$ and C_R and compute the parameters on the fly. Notice that for each interval, the execution of GENESTINT, GENESTPROBINT and GENCONDEXP require same memory as that of their two interval counterparts. The trick here is that we don't need to store $\hat{p}_A(I_i)$'s and \bar{H}_i 's since we can perform each of GENESTPROBINT and GENCONDEXP for one interval and maintain a running sum of $\hat{p}_A(I_i) \bar{H}_i$'s. Therefore, Algorithm 9 uses at most 20 words of space.

Sample complexity. Algorithm 9 proves the main claim of our paper in Theorem 1. The key idea to remove the extra loglog factor in Theorem 9 is to progressively make the number of iterations required smaller for the smaller probability intervals. Similar to the two interval case, we denote Algorithm 8 without clipping at Step 8 by Algorithm 8*. We further use \hat{H}_T^* to represent the final estimate by Algorithm 9 with Algorithm 8 replaced by Algorithm 8* at Step 3. Then the error can be bounded by the following three terms:

$$|H(p) - \hat{H}_T| \leq \underbrace{|H(p) - \mathbb{E}[\hat{H}_T^*]|}_{\text{Unclipped Bias}} + \underbrace{|\mathbb{E}[\hat{H}_T] - \mathbb{E}[\hat{H}_T^*]|}_{\text{Clipping Error}} + \underbrace{|\hat{H}_T - \mathbb{E}[\hat{H}_T]|}_{\text{Concentration}}. \quad (13)$$

With the parameters defined in Algorithm 9, we can bound the unclipped bias and clipping error in (13)

by $\varepsilon/3$ each and show that the concentration part is also bounded by $\varepsilon/3$ with probability at least $2/3$. The details are given in Lemma 13, 14, and 15 in Appendix D.

4 Open Problems

There are several questions that arise from our work. While our algorithms require only a constant memory words of space, they require a $\log k$ multiplicative factor more samples (as a function of k) than the optimal sample complexity (in (3)).

- Does there exist an algorithm for entropy estimation that has the optimal sample complexity and space requirement that is at most $\text{poly}(\log k)$?

We are unaware of any implementation that requires sub-linear space in k . A simpler goal could be to design a strictly sublinear-space (space requirement k^α for some $\alpha < 1$) sample-optimal algorithm. At the same time, there might not exist an algorithm with a small sample complexity. This leads to the following complementary question.

- Prove a lower bound on the space requirement of a sample-optimal algorithm for entropy estimation.

Beyond these, obtaining sample-space trade-offs for distribution testing, and property estimation tasks is an exciting future direction.

References

- [1] J Ian Munro and Mike S Paterson. Selection and sorting with limited storage. *Theoretical computer science*, 12(3):315–323, 1980.
- [2] Philippe Flajolet and G Nigel Martin. Probabilistic counting algorithms for data base applications. *Journal of Computer and System Sciences*, 31(2):182–209, 1985.
- [3] Noga Alon, Yossi Matias, and Mario Szegedy. The space complexity of approximating the frequency moments. In *Proceedings of the 28th Annual ACM Symposium on the Theory of Computing*, 1996.
- [4] Piotr Indyk. Stable distributions, pseudorandom generators, embeddings and data stream computation. In *Proceedings of the 41st Annual IEEE Symposium on Foundations of Computer Science*, page 189. IEEE, 2000.
- [5] Piotr Indyk and David Woodruff. Optimal approximations of the frequency moments of data streams. In *Proceedings of the 37th Annual ACM Symposium on the Theory of Computing*, STOC '05, 2005.
- [6] Ashwin Lall, Vyas Sekar, Mitsunori Ogihara, Jun Xu, and Hui Zhang. Data streaming algorithms for estimating entropy of network traffic. In *Proceedings of the Joint International Conference on Measurement and Modeling of Computer Systems*, volume 34 of *SIGMETRICS '06/Performance '06*, pages 145–156. ACM, 2006.
- [7] Amit Chakrabarti, Khanh Do Ba, and S Muthukrishnan. Estimating entropy and entropy norm on data streams. *Internet Mathematics*, 3(1):63–78, 2006.

- [8] Amit Chakrabarti, Graham Cormode, and Andrew McGregor. A near-optimal algorithm for estimating the entropy of a stream. volume 6, pages 51:1–51:21, New York, NY, USA, July 2010. ACM.
- [9] Nicholas J. A. Harvey, Jelani Nelson, and Krzysztof Onak. Sketching and streaming entropy via approximation theory. In *Proceedings of the 49th Annual IEEE Symposium on Foundations of Computer Science*, FOCS '06, pages 489–498. IEEE, 2006.
- [10] Sudipto Guha, Andrew McGregor, and Suresh Venkatasubramanian. Sublinear estimation of entropy and information distances. *ACM Transactions on Algorithms*, 5(4), 2009.
- [11] Moses Charikar, Kevin Chen, and Martin Farach-Colton. Finding frequent items in data streams. In *International Colloquium on Automata, Languages, and Programming*, pages 693–703. Springer, 2002.
- [12] Graham Cormode and Shan Muthukrishnan. An improved data stream summary: the count-min sketch and its applications. *Journal of Algorithms*, 55(1):58–75, 2005.
- [13] Ahmed Metwally, Divyakant Agrawal, and Amr El Abbadi. Efficient computation of frequent and top-k elements in data streams. In *International Conference on Database Theory*, pages 398–412. Springer, 2005.
- [14] Arnab Bhattacharyya, Palash Dey, and David P Woodruff. An optimal algorithm for l_1 -heavy hitters in insertion streams and related problems. In *Proceedings of the 35th ACM SIGMOD-SIGACT-SIGAI Symposium on Principles of Database Systems*, pages 385–400. ACM, 2016.
- [15] Ziv Bar-Yossef, TS Jayram, Ravi Kumar, D Sivakumar, and Luca Trevisan. Counting distinct elements in a data stream. In *International Workshop on Randomization and Approximation Techniques in Computer Science*, pages 1–10. Springer, 2002.
- [16] Daniel M Kane, Jelani Nelson, and David P Woodruff. An optimal algorithm for the distinct elements problem. In *Proceedings of the Twenty-Ninth ACM SIGMOD-SIGACT-SIGART Symposium on Principles of Database Systems*, pages 41–52. ACM, 2010.
- [17] Sudipto Guha and Andrew McGregor. Stream order and order statistics: Quantile estimation in random-order streams. *SIAM Journal on Computing*, 38(5):2044–2059, 2009.
- [18] Amit Chakrabarti, TS Jayram, and Mihai Patrăşcu. Tight lower bounds for selection in randomly ordered streams. In *Proceedings of the 19th Annual ACM-SIAM Symposium on Discrete Algorithms*, pages 720–729. Society for Industrial and Applied Mathematics, 2008.
- [19] George A. Miller. Note on the bias of information estimates. *Information Theory in Psychology: Problems and Methods*, 2:95–100, 1955.
- [20] Liam Paninski. Estimation of entropy and mutual information. *Neural Computation*, 15(6):1191–1253, 2003.
- [21] Gregory Valiant and Paul Valiant. Estimating the unseen: An $n/\log n$ -sample estimator for entropy and support size, shown optimal via new CLTs. In *Proceedings of the 43rd Annual ACM Symposium on the Theory of Computing*, STOC '11, pages 685–694, New York, NY, USA, 2011. ACM.

- [22] Jiantao Jiao, Kartik Venkat, Yanjun Han, and Tsachy Weissman. Minimax estimation of functionals of discrete distributions. *IEEE Transactions on Information Theory*, 61(5):2835–2885, May 2015.
- [23] Yihong Wu and Pengkun Yang. Minimax rates of entropy estimation on large alphabets via best polynomial approximation. *IEEE Trans. Information Theory*, 62(6):3702–3720, 2016.
- [24] Jayadev Acharya, Hirakendu Das, Alon Orlitsky, and Ananda Theertha Suresh. A unified maximum likelihood approach for estimating symmetric properties of discrete distributions. In *Proceedings of the 34th International Conference on Machine Learning, ICML ’17*, pages 11–21. JMLR, Inc., 2017.
- [25] Yi Hao, Alon Orlitsky, Ananda Theertha Suresh, and Yihong Wu. Data amplification: A unified and competitive approach to property estimation. In S. Bengio, H. Wallach, H. Larochelle, K. Grauman, N. Cesa-Bianchi, and R. Garnett, editors, *Advances in Neural Information Processing Systems 31*, pages 8834–8843. Curran Associates, Inc., 2018.
- [26] Moses Charikar, Kirankumar Shiragur, and Aaron Sidford. Efficient profile maximum likelihood for universal symmetric property estimation. In *Proceedings of the 51st Annual ACM SIGACT Symposium on Theory of Computing, STOC*, pages 780–791, New York, NY, USA, 2019. ACM.
- [27] Yi Hao and Alon Orlitsky. The broad optimality of profile maximum likelihood. *arXiv preprint arXiv:1906.03794*, 2019.
- [28] Jayadev Acharya, Alon Orlitsky, Ananda Theertha Suresh, and Himanshu Tyagi. Estimating Rényi entropy of discrete distributions. *IEEE Transactions on Information Theory*, 63(1):38–56, Jan 2017.
- [29] Maciej Obremski and Maciej Skorski. Rényi entropy estimation revisited. In *Proceedings of the 20th International Workshop on Approximation Algorithms for Combinatorial Optimization Problems, APPROX ’17*, pages 20:1–20:15, Dagstuhl, Germany, 2017.
- [30] Kazuto Fukuchi and Jun Sakuma. Minimax optimal estimators for additive scalar functionals of discrete distributions. In *Proceedings of the 2017 IEEE International Symposium on Information Theory, ISIT*, pages 2103–2107, Washington, DC, USA, 2017. IEEE.
- [31] Bradley Efron and Ronald Thisted. Estimating the number of unseen species: How many words did shakespeare know? *Biometrika*, 63(3):435–447, 1976.
- [32] Alon Orlitsky, Ananda Theertha Suresh, and Yihong Wu. Optimal prediction of the number of unseen species. *Proceedings of the National Academy of Sciences*, 113(47):13283–13288, 2016.
- [33] Yanjun Han, Jiantao Jiao, and Tsachy Weissman. Minimax rate-optimal estimation of KL divergence between discrete distributions. In *2016 International Symposium on Information Theory and Its Applications, ISITA ’16*, pages 256–260. IEEE, 2016.
- [34] Jayadev Acharya. Profile maximum likelihood is optimal for estimating KL divergence. In *2018 IEEE International Symposium on Information Theory (ISIT)*, pages 1400–1404. IEEE, 2018.
- [35] Martin E Hellman and Thomas M Cover. Learning with finite memory. *The Annals of Mathematical Statistics*, pages 765–782, 1970.
- [36] Thomas M Cover. Hypothesis testing with finite statistics. *The Annals of Mathematical Statistics*, pages 828–835, 1969.

- [37] Thomas Leighton and Ronald Rivest. Estimating a probability using finite memory. *IEEE Transactions on Information Theory*, 32(6):733–742, 1986.
- [38] Sudipto Guha and Andrew McGregor. Space-efficient sampling. In *Artificial Intelligence and Statistics*, pages 171–178, 2007.
- [39] Steve Chien, Katrina Ligett, and Andrew McGregor. Space-efficient estimation of robust statistics and distribution testing. Tsinghua University Press, January 2010.
- [40] Yuval Dagan and Ohad Shamir. Detecting correlations with little memory and communication. In *Conference On Learning Theory*, pages 1145–1198, 2018.
- [41] Michael Crouch, Andrew McGregor, Gregory Valiant, and David P Woodruff. Stochastic streams: Sample complexity vs. space complexity. In *LIPICs-Leibniz International Proceedings in Informatics*, volume 57. Schloss Dagstuhl-Leibniz-Zentrum fuer Informatik, 2016.
- [42] Jacob Steinhardt, Gregory Valiant, and Stefan Wager. Memory, communication, and statistical queries. In *Proceedings of the 29th Annual Conference on Learning Theory*, pages 1490–1516, 2016.
- [43] Ran Raz. Fast learning requires good memory: A time-space lower bound for parity learning. In *Proceedings of the IEEE 57th Annual Symposium on Foundations of Computer Science*, 2016.
- [44] Dana Moshkovitz and Michal Moshkovitz. Mixing implies lower bounds for space bounded learning. In *Proceedings of the 30th Annual Conference on Learning Theory*, pages 1516–1566, 2017.
- [45] Ayush Jain and Himanshu Tyagi. Effective memory shrinkage in estimation. In *Proceedings of the 2018 IEEE International Symposium on Information Theory*, 2018.
- [46] Ilias Diakonikolas, Themis Gouleakis, Daniel M. Kane, and Sankeerth Rao. Communication and memory efficient testing of discrete distributions. In *Proceedings of the 29th Annual Conference on Learning Theory, COLT*, 2019.
- [47] Georgij P Basharin. On a statistical estimate for the entropy of a sequence of independent random variables. *Theory of Probability and Its Applications*, 4(3):333–336, 1959.
- [48] András Antos and Ioannis Kontoyiannis. Convergence properties of functional estimates for discrete distributions. *Random Struct. Algorithms*, 19(3-4):163–193, October 2001.
- [49] Liam Paninski. Estimating entropy on m bins given fewer than m samples. *IEEE Transactions on Information Theory*, 50(9):2200–2203, 2004.
- [50] Lakshminath Bhuvanagiri and Sumit Ganguly. Estimating entropy over data streams. In *Proceedings of the 14th Annual European Symposium on Algorithms*, volume 4168, page 148. Springer, 2006.
- [51] Alfréd Rényi. On measures of entropy and information. In *Proceedings of the Fourth Berkeley Symposium on Mathematical Statistics and Probability, Volume 1: Contributions to the Theory of Statistics*, pages 547–561, 1961.
- [52] Oded Goldreich and Dana Ron. On testing expansion in bounded-degree graphs. *Electronic Colloquium on Computational Complexity (ECCC)*, 7(20), 2000.

- [53] Ziv Bar-Yossef, Ravi Kumar, and D Sivakumar. Sampling algorithms: Lower bounds and applications. In *Proceedings of the 33rd Annual ACM Symposium on Theory of Computing*, pages 266–275. ACM, 2001.
- [54] Wassily Hoeffding. Probability inequalities for sums of bounded random variables. *Journal of the American Statistical Association*, 58(301):13–30, 1963.
- [55] Thomas M. Cover and Joy A. Thomas. *Elements of Information Theory* (2. ed.). Wiley, 2006.

A Proof of Random Hoeffding Inequality (Lemma 3)

Since $X_i \in [a, b]$, we have $|X - \mathbb{E}[X]| \leq b - a$. If $t > p(b - a)$, the left hand side is zero and the inequality holds. We assume $t \leq p(b - a)$, which is equivalent to $p \geq \frac{t^2}{p(b-a)^2}$.

$$\Pr \left(|X - \mathbb{E}[X]| \geq \frac{t}{p} \right) = \sum_{r=0}^m \Pr \left(|X - \mathbb{E}[X]| \geq \frac{t}{p} \middle| M = r \right) \Pr(M = r).$$

We divide the summation into two parts, $r \leq \lfloor \frac{mp}{2} \rfloor$ and $r \geq \lceil \frac{mp}{2} \rceil$. For the first part, by Chernoff bound,

$$\sum_{r=0}^{\lfloor \frac{mp}{2} \rfloor} \Pr \left(|X - \mathbb{E}[X]| \geq \frac{t}{p} \middle| M = r \right) \Pr(M = r) \leq \Pr \left(M \leq \frac{mp}{2} \right) \leq \exp \left(\frac{-mp}{8} \right).$$

For the second part, by Hoeffding Inequality (Lemma 2),

$$\sum_{r=\lceil \frac{mp}{2} \rceil}^m 2 \exp \left(\frac{-2rt^2}{p^2(b-a)^2} \right) \Pr(M = r) \leq 2 \exp \left(\frac{-2t^2}{p^2(b-a)^2} \frac{mp}{2} \right) \leq 2 \exp \left(\frac{-mt^2}{p(b-a)^2} \right).$$

Combining the two, we get

$$\Pr \left(|X - \mathbb{E}[X]| \geq \frac{t}{p} \right) \leq \exp \left(\frac{-mp}{8} \right) + 2 \exp \left(\frac{-mt^2}{p(b-a)^2} \right) \leq 3 \exp \left(\frac{-mt^2}{8p(b-a)^2} \right),$$

where the last part uses the bound on t .

B Proofs from Section 2

C Two interval Algorithm Proofs

C.1 Expectation of Unclipped Version Estimates

Let S_i be the number of times $\text{ESTINT} = I_i$ during the R_i iterations for interval I_i in CONDEXP. Let $S_{x,i}$ be the number of times symbol x is the first sampled element among these. Note that $S_i \sim \text{Bin}(R_i, p_{\mathcal{A}}(I_i))$ and $S_{x,i} \sim \text{Bin}(S_i, p_{\mathcal{A}}(x | I_i))$ where $p_{\mathcal{A}}(x | I_i) = \frac{p(x)p_{\mathcal{A}}(I_i | x)}{p_{\mathcal{A}}(I_i)}$. Let $N_{x,i,v}$ be $N_{x,i}$ (defined in CONDEXP)

when x is sampled and $\text{ESTINT}(N, x) = I_i$ for the v^{th} time. Denote the unclipped version of \bar{H}_i by \bar{H}_i^* . We can write \bar{H}_i^* as follows

$$\bar{H}_i^* = \frac{1}{S_i} \sum_{x \in \mathcal{X}} \sum_{v=1}^{S_{x,i}} \log \left(\frac{N_i}{N_{x,i,v} + 1} \right). \quad (14)$$

The above equation implies that \bar{H}_i^* is an empirical mean of $\log \left(\frac{N_i}{N_{X,i} + 1} \right)$ where $X \sim p_{\mathcal{A}}(x | I_i)$. Note that for a fixed x , $S_{x,i} \sim \text{Bin}(S_i, p_{\mathcal{A}}(x | I_i))$. Therefore, the expectation is

$$\mathbb{E}[\bar{H}_i^*] = \sum_{x \in \mathcal{X}} \frac{p(x) p_{\mathcal{A}}(I_i | x)}{p_{\mathcal{A}}(I_i)} \mathbb{E} \left[\log \left(\frac{N_i}{N_{x,i} + 1} \right) \right]. \quad (15)$$

C.2 Proof of Lemma 12 : Unclipped Bias Bound

Define \bar{H}_1^* and \bar{H}_2^* to be the analog of \bar{H}_1 and \bar{H}_2 in the unclipped version of Algorithm 5. We first note that

$$\mathbb{E}[\hat{H}_{II}^*] = p_{\mathcal{A}}(I_1) \mathbb{E}[\bar{H}_1^*] + (1 - p_{\mathcal{A}}(I_1)) \mathbb{E}[\bar{H}_2^*]. \quad (16)$$

The above is true since, $\mathbb{E}[\hat{p}_{\mathcal{A}}(I_1)] = p_{\mathcal{A}}(I_1)$ and Algorithm 4 estimates $\hat{p}_{\mathcal{A}}(I_1)$ and \bar{H}_1^*, \bar{H}_2^* independently.

We use the following result from equation 15 in Section C.1

$$\mathbb{E}[\bar{H}_i^*] = \sum_{x \in [k]} \frac{p(x) p_{\mathcal{A}}(I_i | x)}{p_{\mathcal{A}}(I_i)} \mathbb{E} \left[\log \left(\frac{N_i}{N_{x,i} + 1} \right) \right]. \quad (17)$$

Using Lemma (8) and Jensen's inequality, we have

$$\begin{aligned} \mathbb{E}[\hat{H}_{II}^*] - H(p) &\leq \sum_{i=1}^2 p_{\mathcal{A}}(I_i) \left(\sum_{x \in \mathcal{X}} \frac{p(x) p_{\mathcal{A}}(I_i | x)}{p_{\mathcal{A}}(I_i)} \mathbb{E} \left[\log \left(\frac{N_i p(x)}{N_{x,i} + 1} \right) \right] \right) \\ &\leq \sum_{i=1}^2 p_{\mathcal{A}}(I_i) \left(\sum_{x \in \mathcal{X}} \frac{p(x) p_{\mathcal{A}}(I_i | x)}{p_{\mathcal{A}}(I_i)} \log \left(\mathbb{E} \left[\frac{N_i p(x)}{N_{x,i} + 1} \right] \right) \right) \\ &\leq \sum_{i=1}^2 p_{\mathcal{A}}(I_i) \left(\sum_{x \in \mathcal{X}} \frac{p(x) p_{\mathcal{A}}(I_i | x)}{p_{\mathcal{A}}(I_i)} \log \left(\frac{N_i}{N_i + 1} \right) \right) \leq 0. \end{aligned} \quad (18)$$

where (18) follows from Lemma 6. To bound the reverse, using (8), Jensen's inequality and the fact that $\log(1 + x) \leq x$, we have

$$\begin{aligned} H(p) - \mathbb{E}[\hat{H}_{II}^*] &= \sum_{i=1}^2 p_{\mathcal{A}}(I_i) \left(\sum_{x \in \mathcal{X}} \frac{p(x) p_{\mathcal{A}}(I_i | x)}{p_{\mathcal{A}}(I_i)} \mathbb{E} \left[\log \left(\frac{N_{x,i} + 1}{N_i p(x)} \right) \right] \right) \\ &\leq \sum_{i=1}^2 p_{\mathcal{A}}(I_i) \left(\sum_{x \in \mathcal{X}} \frac{p(x) p_{\mathcal{A}}(I_i | x)}{p_{\mathcal{A}}(I_i)} \log \left(\mathbb{E} \left[\frac{N_{x,i} + 1}{N_i p(x)} \right] \right) \right) \\ &= \sum_{i=1}^2 p_{\mathcal{A}}(I_i) \left(\sum_{x \in \mathcal{X}} \frac{p(x) p_{\mathcal{A}}(I_i | x)}{p_{\mathcal{A}}(I_i)} \log \left(\frac{N_i p(x) + 1}{N_i p(x)} \right) \right) \end{aligned}$$

$$\begin{aligned}
&\leq \sum_{i=1}^2 p_{\mathcal{A}}(I_i) \left(\sum_{x \in \mathcal{X}} \frac{p_{\mathcal{A}}(I_i|x)}{N_i p_{\mathcal{A}}(I_i)} \right) \\
&= \sum_{i=1}^2 \left(\sum_{x \in \mathcal{X}} \frac{p_{\mathcal{A}}(I_i|x)}{N_i} \right).
\end{aligned} \tag{19}$$

For interval I_1 , we partition \mathcal{X} into two sets $\mathcal{X}_1 = \{x \in \mathcal{X} | p(x) < \ell/2\}$ and $\mathcal{X}_2 = \{x \in \mathcal{X} | p(x) \geq \ell/2\}$. For $x \in \mathcal{X}_1$, the probability that algorithm $\text{ESTINT}(N, x) = I_1$ is small. In particular, by Chernoff bound,

$$p_{\mathcal{A}}(I_1|x) = \Pr(N_x > N_1 \ell) \leq \exp\left(-\frac{N_1 \ell}{6}\right). \tag{20}$$

For $x \in \mathcal{X}_2$, since $p(x) \geq \ell/2$, $|\mathcal{X}_2| \leq \frac{2}{\ell}$ and each $p_{\mathcal{A}}(I_1|x) \leq 1$, we have

$$\sum_{x \in \mathcal{X}} \frac{p_{\mathcal{A}}(I_1|x)}{N_1} = \sum_{x \in \mathcal{X}_1} \frac{p_{\mathcal{A}}(I_1|x)}{N_1} + \sum_{x \in \mathcal{X}_2} \frac{p_{\mathcal{A}}(I_1|x)}{N_1} \leq \frac{k}{N_1} \exp\left(-\frac{N_1 \ell}{6}\right) + \frac{2}{N_1 \ell}. \tag{21}$$

For interval I_2 , we simply bound each term by 1 and get

$$\sum_{x \in \mathcal{X}} \frac{p_{\mathcal{A}}(I_2|x)}{N_2} \leq \frac{k}{N_2}. \tag{22}$$

Plugging in the values of N_1, N_2 defined in Algorithm 5, it is easy to see there exists a constant C_1 such that (22) and (21) are bounded above by $\frac{\varepsilon}{6}$ which completes the proof.

C.3 Proof of Lemma 10 : Clipping Error Bound

Define \bar{H}_1^* and \bar{H}_2^* to be the analogue of \bar{H}_1 and \bar{H}_2 in the unclipped version of Algorithm 4. Using (16) and the fact that the clipping step is applied only when computing \bar{H}_2 , we have

$$\left| \mathbb{E}[\hat{H}_{II}] - \mathbb{E}[\hat{H}_{II}^*] \right| \leq p_{\mathcal{A}}(I_2) \left| \mathbb{E}[\bar{H}_2] - \mathbb{E}[\bar{H}_2^*] \right|. \tag{23}$$

From Algorithm 5, we note that \bar{H}_2 is different from \bar{H}_2^* only when $\mathcal{E}_x = \{\text{ESTINT}(N, x) = I_2, N_{x,2} > 4N_2 \ell - 1\}$ occurs. Therefore from (15), we have the following

$$\begin{aligned}
\left| \mathbb{E}[\bar{H}_2] - \mathbb{E}[\bar{H}_2^*] \right| &\leq \sum_{x \in \mathcal{X}} \Pr(N_{x,2} > 4N_2 \ell - 1) \frac{p(x) p_{\mathcal{A}}(I_2|x)}{p_{\mathcal{A}}(I_2)} \left(\log\left(\frac{1}{4\ell}\right) - \log\left(\frac{N_2}{N_2 + 1}\right) \right) \\
&\leq \sum_{x \in \mathcal{X}} \Pr(N_{x,2} > 4N_2 \ell - 1) \frac{p(x) p_{\mathcal{A}}(I_2|x)}{p_{\mathcal{A}}(I_2)} \log k.
\end{aligned} \tag{24}$$

If $p(x) > 2\ell$, by Chernoff bound,

$$\Pr(\text{ESTINT}(N, x) = I_2) \leq \exp\left(-\frac{N\ell}{3}\right).$$

If $p(x) < 2\ell$,

$$\Pr(N_{x,2} > 4N_2 \ell - 1) = p_{\mathcal{A}}(I_2|x) \leq \exp\left(-\frac{2N_2 \ell}{3}\right).$$

Therefore, plugging in values of N and N_2 , we have

$$p_{\mathcal{A}}(I_2) \left| \mathbb{E}[\bar{H}_2] - \mathbb{E}[\bar{H}_2^*] \right| \leq \min \left\{ \exp\left(-\frac{N\ell}{3}\right), \exp\left(-\frac{2N_2 \ell}{3}\right) \right\} \log k \leq \frac{\varepsilon}{3}. \tag{25}$$

C.4 Proof of Lemma 11 : Concentration Bound

Using (16), we have

$$\begin{aligned}
\left| \mathbb{E} \left[\widehat{H}_{II} \right] - \widehat{H}_{II} \right| &= \left| p_{\mathcal{A}}(I_1) \mathbb{E} [\bar{H}_1] + p_{\mathcal{A}}(I_2) \mathbb{E} [\bar{H}_2] - \widehat{p}_{\mathcal{A}}(I_1) \bar{H}_1 - \widehat{p}_{\mathcal{A}}(I_2) \bar{H}_2 \right| \\
&= \left| p_{\mathcal{A}}(I_1) \mathbb{E} [\bar{H}_1] + p_{\mathcal{A}}(I_2) \mathbb{E} [\bar{H}_2] - p_{\mathcal{A}}(I_1) \bar{H}_1 - p_{\mathcal{A}}(I_2) \bar{H}_2 \right. \\
&\quad \left. + p_{\mathcal{A}}(I_1) \bar{H}_1 + p_{\mathcal{A}}(I_2) \bar{H}_2 - \widehat{p}_{\mathcal{A}}(I_1) \bar{H}_1 - \widehat{p}_{\mathcal{A}}(I_2) \bar{H}_2 \right| \\
&= \left| p_{\mathcal{A}}(I_1) (\mathbb{E} [\bar{H}_1] - \bar{H}_1) + p_{\mathcal{A}}(I_2) (\mathbb{E} [\bar{H}_2] - \bar{H}_2) \right. \\
&\quad \left. + (p_{\mathcal{A}}(I_1) - \widehat{p}_{\mathcal{A}}(I_1)) \bar{H}_1 + (p_{\mathcal{A}}(I_2) - \widehat{p}_{\mathcal{A}}(I_2)) \bar{H}_2 \right| \\
&\leq \left| p_{\mathcal{A}}(I_1) (\mathbb{E} [\bar{H}_1] - \bar{H}_1) \right| + \left| p_{\mathcal{A}}(I_2) (\mathbb{E} [\bar{H}_2] - \bar{H}_2) \right| \\
&\quad + \left| (p_{\mathcal{A}}(I_1) - \widehat{p}_{\mathcal{A}}(I_1)) \bar{H}_1 + (p_{\mathcal{A}}(I_2) - \widehat{p}_{\mathcal{A}}(I_2)) \bar{H}_2 \right| \\
&= \sum_{i=1}^2 \left| p_{\mathcal{A}}(I_i) (\mathbb{E} [\bar{H}_i] - \bar{H}_i) \right| + \left| (p_{\mathcal{A}}(I_1) - \widehat{p}_{\mathcal{A}}(I_1)) (\bar{H}_1 - \bar{H}_2) \right|, \quad (26)
\end{aligned}$$

where the inequality is from the triangle inequality, and (26) is true because $p_{\mathcal{A}}(I_1) + p_{\mathcal{A}}(I_2) = \widehat{p}_{\mathcal{A}}(I_1) + \widehat{p}_{\mathcal{A}}(I_2) = 1$, implying that $p_{\mathcal{A}}(I_1) - \widehat{p}_{\mathcal{A}}(I_1) = -(p_{\mathcal{A}}(I_2) - \widehat{p}_{\mathcal{A}}(I_2))$.

We first bound $|p_{\mathcal{A}}(I_1) - \widehat{p}_{\mathcal{A}}(I_1)| |\bar{H}_1 - \bar{H}_2|$. Note that $\bar{H}_1 \in \left[\log \frac{N_1}{N_1+1}, \log N_1 \right]$. Due to clipping, $\bar{H}_2 \in \left[\log \frac{N_2}{4N_2\ell+1}, \log N_2 \right]$. Since $N_2 > N_1$, $|\bar{H}_1 - \bar{H}_2| \leq \log \frac{N_2(N_1+1)}{N_1}$. Since $\widehat{p}_{\mathcal{A}}(I_1)$ is the average of R i.i.d binary random variables with mean $p_{\mathcal{A}}(I_1)$, by Hoeffding's inequality (Lemma 2), we have

$$\Pr(|p_{\mathcal{A}}(I_1) - \widehat{p}_{\mathcal{A}}(I_1)| > t) \leq 2 \exp(-2Rt^2).$$

Let $t = \frac{\varepsilon}{9 \log \frac{N_2(N_1+1)}{N_1}}$. There exists constant C_2 such that for the value of R_1 from Algorithm 5, with probability at least $8/9$,

$$|p_{\mathcal{A}}(I_1) - \widehat{p}_{\mathcal{A}}(I_1)| |\bar{H}_1 - \bar{H}_2| \leq \varepsilon/9.$$

We cannot directly use Hoeffding's inequality bound $|\bar{H}_i - \mathbb{E} [\bar{H}_i]|$ since the number of samples that we are taking an average over is a random variable. We therefore apply the Random Hoeffding inequality (Lemma 3) to \bar{H}_1 to get

$$\Pr(p_{\mathcal{A}}(I_i) |\bar{H}_i - \mathbb{E} [\bar{H}_i]| > \varepsilon/9) \leq 3 \exp \left(\frac{-R_i \varepsilon^2}{72 p_{\mathcal{A}}(I_i) (b_i - a_i)^2} \right), \quad (27)$$

where $[a_i, b_i]$ is the possible range of each independent variables when estimating \bar{H}_i . Since $a_1 = \log \left(\frac{N_1}{N_1+1} \right)$, $b_1 = \log(N_1)$, $b_1 - a_1 = \log(N_1 + 1) = O(\log \frac{k}{\varepsilon})$. Therefore, there exists a constant C_2 such that $R_1 = C_2 \frac{\log^2(k/\varepsilon)}{\varepsilon^2}$ suffices for success probability to be at least $8/9$.

The reduction in sample complexity is obtained for $i = 2$. Here $a_2 = \log \frac{1}{4\ell}$ instead of $\log \left(\frac{N_2}{N_2+1} \right)$ because of the clipping step. Since $b_2 = \log(N_2)$, $b_2 - a_2 = \log(4N_2\ell) = O(\log((\log k)/\varepsilon))$. Therefore, \exists constant C_2 , such that $R_2 = C_2 \cdot \frac{(\log((\log k)/\varepsilon))^2}{\varepsilon^2}$ would suffice to get a probability at least $8/9$.

D General Interval Algorithm

D.1 Unclipped Bias Bound

We now bound the bias of the unclipped version of the entropy estimate.

Lemma 13. (Unclipped Bias bound) Let \hat{H}_T^* be the entropy estimate given by Algorithm 9 without the clipping step in Algorithm 8, then

$$\left| \mathbb{E} [\hat{H}_T^*] - H(p) \right| \leq \frac{\varepsilon}{3}. \quad (28)$$

Proof. Denote the unclipped versions of \bar{H}_i by \bar{H}_i^* . For interval I_i , let S_i be the number of times $\text{GENESTINT}(\{N_j\}_{j=1}^i, x)$ I_i during R_i iterations in Algorithm 8. For $x \in \mathcal{X}$, let $S_{x,i}$ be the number of times symbol x is the first sampled element among these. Note that $S_i \sim \text{Bin}(R_i, p_{\mathcal{A}}(I_i))$ and $S_{x,i} \sim \text{Bin}(S_i, p_{\mathcal{A}}(x | I_i))$. Let $N_{x,i,v}$ be $N_{x,i}$ (defined in GENCONDEXP) when x is first sampled and $\text{GENESTINT}(\{N_j\}_{j=1}^i, x) = I_i$ for the v^{th} time. We can write \bar{H}_i^* as follows.

$$\bar{H}_i^* = \frac{1}{S_i} \sum_{x \in \mathcal{X}} \sum_{v=1}^{S_{x,i}} \log \left(\frac{N_i}{N_{x,i,v} + 1} \right). \quad (29)$$

Since $\hat{p}_{\mathcal{A}}(I_i)$ and \bar{H}_i^* are independent, we have

$$\mathbb{E} [\hat{H}_T^*] = \sum_{i=1}^T \mathbb{E} [\hat{p}_{\mathcal{A}}(I_i)] \mathbb{E} [\bar{H}_i^*] = \sum_{i=1}^T p_{\mathcal{A}}(I_i) \mathbb{E} [\bar{H}_i^*]. \quad (30)$$

For the interval I_i , $\mathbb{E} [\bar{H}_i^*]$ can be written as (refer Section C.1 for detailed argument):

$$\mathbb{E} [\bar{H}_i^*] = \sum_{x \in \mathcal{X}} \frac{p(x) p_{\mathcal{A}}(I_i | x)}{p_{\mathcal{A}}(I_i)} \mathbb{E} \left[\log \left(\frac{N_i}{N_{x,i} + 1} \right) \right].$$

Similar to Equations (18) and (19), we have

$$\begin{aligned} \mathbb{E} [\hat{H}_T^*] - H(p) &\leq \sum_{i=1}^T p_{\mathcal{A}}(I_i) \left(\sum_{x \in \mathcal{X}} \frac{p(x) p_{\mathcal{A}}(I_i | x)}{p_{\mathcal{A}}(I_i)} \log \left(\frac{N_i}{N_i + 1} \right) \right) \leq 0, \\ H(p) - \mathbb{E} [\hat{H}_T^*] &\leq \sum_{i=1}^T \left(\sum_{x \in \mathcal{X}} \frac{p_{\mathcal{A}}(I_i | x)}{N_i} \right). \end{aligned}$$

Therefore,

$$\left| H(p) - \mathbb{E} [\hat{H}_T^*] \right| \leq \sum_{i=1}^T \left(\sum_{x \in \mathcal{X}} \frac{p_{\mathcal{A}}(I_i | x)}{N_i} \right). \quad (31)$$

For interval I_i , $1 \leq i \leq T-1$, we divide the symbols into $\mathcal{X}_l = \{x : p_x \leq \frac{l_i}{2}\}$ and $\mathcal{X}_m = \{x : p_x > \frac{l_i}{2}\}$ and get

$$\sum_{x \in \mathcal{X}} \frac{p_{\mathcal{A}}(I_i | x)}{N_i} \leq \sum_{x \in \mathcal{X}_l} \frac{p_{\mathcal{A}}(I_i | x)}{N_i} + \sum_{x \in \mathcal{X}_m} \frac{p_{\mathcal{A}}(I_i | x)}{N_i}$$

$$\begin{aligned}
&\leq \frac{1}{N_i} \left(\sum_{x \in \mathcal{X}_i} \exp \left(-\frac{N_i l_i}{6} \right) \right) + \frac{2}{N_i l_i} \\
&\leq \frac{k}{N_i} \exp \left(-\frac{N_i l_i}{6} \right) + \frac{2}{N_i l_i}.
\end{aligned} \tag{32}$$

Substituting the values of N_i, l_i ,

$$\sum_{x \in \mathcal{X}} \frac{p_{\mathcal{A}}(I_i|x)}{N_i} \leq \frac{\varepsilon}{C_N} \left(\log^{(i)} k \right)^\gamma \exp \left(-C_N \frac{\left(\log^{(i)} k \right)^{\beta-\gamma}}{6\varepsilon} \right) + 2 \frac{\varepsilon}{C_N} \left(\log^{(i)} k \right)^{\gamma-\beta} \leq \frac{3}{C_N} \frac{\varepsilon}{\left(\log^{(i)} k \right)^\gamma}.$$

The last inequality holds because $\beta = 2\gamma$ and $e^{-x} \leq \frac{1}{x^2}$ for $x > 0$. Hence,

$$\sum_{i=1}^{T-1} \left(\sum_{x \in \mathcal{X}} \frac{p_{\mathcal{A}}(I_i|x)}{N_i} \right) \leq \frac{3\varepsilon}{C_N} \sum_{i=1}^{T-1} \frac{1}{\left(\log^{(i)} k \right)^\gamma} = \frac{3\varepsilon}{C_N} \sum_{i=1}^{T-1} \frac{1}{\left(\log^{(T-i)} k \right)^\gamma}. \tag{33}$$

Let $a_i = \log^{(T-i)} k$. Then $a_{i+1} = e^{a_i}$. Since $T = \log^* k$, we have $1 \leq a_1 \leq e$. It can be shown that $\frac{a_{i+1}}{a_i} = \frac{e^{a_i}}{a_i} \geq e$. This implies

$$\forall i, a_i = \log^{(T-i)} k \geq e^{i-1}. \tag{34}$$

Therefore,

$$\sum_{i=1}^{T-1} \frac{1}{\left(\log^{(T-i)} k \right)^\gamma} = \sum_{i=1}^{T-1} \frac{1}{a_i^\gamma} \leq \sum_{i=1}^{T-1} \frac{1}{e^{\gamma(i-1)}} \leq 2.$$

Plugging this in (33), we can see \exists constant $C_N > 36$, such that:

$$\sum_{i=1}^{T-1} \left(\sum_{x \in \mathcal{X}} \frac{p_{\mathcal{A}}(I_i|x)}{N_i} \right) \leq \frac{\varepsilon}{6}.$$

For the T^{th} interval,

$$\sum_{x \in \mathcal{X}} \frac{p_{\mathcal{A}}(T|x)}{N_T} \leq \frac{k}{N_T} \leq \frac{\varepsilon}{6}. \tag{35}$$

Adding the contributions from all the intervals gives us the desired bound. \square

D.2 Clipping Error Bound

We now bound the additional bias induced by the clipping step (Step 8 of GENCONDEXP).

Lemma 14. (Clipping Error bound) Let $\hat{H}_{\mathcal{I}}$ be the estimate given by Algorithm 9 and $\hat{H}_{\mathcal{I}}^*$ be the entropy estimate without the clipping step in Algorithm 8, then

$$\left| \mathbb{E} \left[\hat{H}_{\mathcal{I}} \right] - \mathbb{E} \left[\hat{H}_{\mathcal{I}}^* \right] \right| \leq \frac{\varepsilon}{3}. \tag{36}$$

Proof. As before, \bar{H}_i^* is the unclipped version of \bar{H}_i . Hence we have

$$\begin{aligned} \left| \mathbb{E} [\hat{H}_{\mathcal{I}}^*] - \mathbb{E} [\hat{H}_{\mathcal{I}}] \right| &= \left| \sum_{i=1}^T p_{\mathcal{A}}(I_i) \mathbb{E} [\bar{H}_i] - \sum_{i=1}^T p_{\mathcal{A}}(I_i) \mathbb{E} [\bar{H}_i^*] \right| \\ &= \left| \sum_{i=1}^T p_{\mathcal{A}}(I_i) (\mathbb{E} [\bar{H}_i] - \mathbb{E} [\bar{H}_i^*]) \right| \leq \sum_{i=1}^T p_{\mathcal{A}}(I_i) |\mathbb{E} [\bar{H}_i] - \mathbb{E} [\bar{H}_i^*]|. \end{aligned} \quad (37)$$

Let's first bound each term $p_{\mathcal{A}}(I_i) |\mathbb{E} [\bar{H}_i] - \mathbb{E} [\bar{H}_i^*]|$ separately. Let $E_{X,i}^* = \log \left(\frac{N_i}{N_{X,i} + 1} \right)$ be the unclipped version of $E_{X,i}$ during each round when we are trying to estimate H_i . As we can see from the algorithm, $E_{X,i}^*$'s are independent and \bar{H}_i^* is the empirical average of $E_{X,i}^*$'s in the same batch. Therefore,

$$\mathbb{E} [\bar{H}_i^*] = \mathbb{E} [E_{X,i}^*].$$

Similarly,

$$\mathbb{E} [\bar{H}_i] = \mathbb{E} [E_{X,i}].$$

Hence we have $p_{\mathcal{A}}(I_i) |\mathbb{E} [\bar{H}_i] - \mathbb{E} [\bar{H}_i^*]| = p_{\mathcal{A}}(I_i) |\mathbb{E} [E_{X,i}] - \mathbb{E} [E_{X,i}^*]|$. When $\frac{N_i}{N_{X,i} + 1} \geq \frac{1}{4h_i}$, we have

$$E_{X,i} = \max \left\{ \log \left(\frac{N_i}{N_{X,i} + 1} \right), \log \frac{1}{4h_i} \right\} = E_{X,i}^*$$

Next, consider the case when $\frac{N_i}{N_{X,i} + 1} \in [\frac{N_i}{N_i + 1}, \frac{1}{4h_i})$, which is $N_{X,i} \in (4h_i N_i - 1, N_i]$. We divide the interval into $i - 1$ intervals, which are

$$L_1 = (4N_i h_2 - 1, N_i], L_2 = (4N_i h_3 - 1, 4N_i h_2 - 1], \dots, L_{i-1} = (4N_i h_i - 1, 4N_i h_{i-1} - 1]$$

The corresponding ranges of $\frac{N_i}{N_{X,i} + 1}$ are $[\frac{N_i}{N_i + 1}, \frac{1}{4h_2}), [\frac{1}{4h_2}, \frac{1}{4h_3}), \dots, [\frac{1}{4h_{i-1}}, \frac{1}{4h_i})$.

Since we are conditioning on $\text{GENESTINT}(\{N_i\}_{i=1}^i, X) = I_i$, X here is distributed according to $p_{\mathcal{A}}(X|I_i)$. Then we can rewrite the difference as:

$$\begin{aligned} p_{\mathcal{A}}(I_i) |\mathbb{E} [E_{X,i}] - \mathbb{E} [E_{X,i}^*]| &= p_{\mathcal{A}}(I_i) \mathbb{E} [E_{X,i} - E_{X,i}^*] \\ &= p_{\mathcal{A}}(I_i) \sum_{t=1}^{i-1} \sum_{s \in L_t} \sum_x \Pr(N_{X,i} = s | X = x) p_{\mathcal{A}}(x|I_i) (\log \frac{1}{4h_i} - \log \frac{N_i}{s + 1}) \\ &\leq \sum_{t=1}^{i-1} p_{\mathcal{A}}(I_i) \sum_{s \in L_t} \sum_x \Pr(N_{X,i} = s | X = x) \frac{p(x) p_{\mathcal{A}}(I_i|x)}{p_{\mathcal{A}}(I_i)} (\log \frac{1}{4h_i} - \log \frac{1}{4h_t}) \\ &\leq \sum_{t=1}^{i-1} p_{\mathcal{A}}(I_i) \sum_x \Pr(N_{X,i} \in L_t | X = x) \frac{p(x) p_{\mathcal{A}}(I_i|x)}{p_{\mathcal{A}}(I_i)} \beta \log^{(t)}(k) \\ &= \sum_{t=1}^{i-1} \sum_x \Pr(N_{X,i} \in L_t | X = x) p_{\mathcal{A}}(I_i|x) p(x) \beta \log^{(t)}(k). \end{aligned} \quad (38)$$

By Chernoff bound, we can get if $p(x) < 2h_{t+1}$,

$$\Pr(N_{X,i} \in L_t | X = x) \leq \exp\left(-\frac{N_i h_{t+1}}{3}\right).$$

If $p(x) > 2h_{t+1}$,

$$p_{\mathcal{A}}(I_i | x) \leq \exp\left(-\frac{N_i h_{t+1}}{6}\right).$$

Hence

$$\Pr(N_{X,i} \in L_t | X = x) p_{\mathcal{A}}(I_i | x) \leq \max\{\Pr(N_{X,i} \in L_t | X = x), p_{\mathcal{A}}(I_i | x)\} \leq \exp\left(-\frac{N_i h_{t+1}}{6}\right)$$

Recall that $N_i = C_N \cdot \frac{k}{\varepsilon(\log^{(i)}(k))^\gamma}$, $h_i = \frac{(\log^{(i-1)}(k))^\beta}{k}$. Plugging in we get

$$\Pr(N_{X,i} \in L_t | X = x) p_{\mathcal{A}}(I_i | x) \leq \exp\left(-\frac{C_N \log^{(t)}(k)^\beta}{6\varepsilon \log^{(i)}(k)^\gamma}\right) \leq \frac{6\varepsilon \log^{(i)}(k)^\gamma}{C_N \log^{(t)}(k)^\beta} \leq \frac{6\varepsilon}{C_N \log^{(t)}(k)^\gamma}. \quad (39)$$

Plugging it into Equation (38),

$$p_{\mathcal{A}}(I_i) |\mathbb{E}[E_{x,i}] - \mathbb{E}[E_{x,i}^*]| \leq \sum_{t=1}^{i-1} \frac{6\varepsilon}{C_N \log^{(t)}(k)^\gamma} \beta \log^{(t)}(k) = \sum_{t=1}^{i-1} \frac{6\beta\varepsilon}{C_N \log^{(t)}(k)^{\gamma-1}}.$$

By (34),

$$p_{\mathcal{A}}(I_i) |\mathbb{E}[E_{x,i}] - \mathbb{E}[E_{x,i}^*]| \leq \frac{6\beta\varepsilon}{C_N} \sum_{t=1}^{i-1} e^{t+1-T} \leq \frac{18\beta\varepsilon}{C_N} e^{i-T}$$

Plugging this into (37), and summing over T intervals, we get:

$$\left| \mathbb{E}[\widehat{H}_{\mathcal{I}}] - \mathbb{E}[\widehat{H}_{\mathcal{I}}^*] \right| \leq \frac{18\beta\varepsilon}{C_N} \sum_{i=1}^T e^{i-T} \leq \frac{36\beta\varepsilon}{C_N}.$$

Hence, (36) is true with $C_N > 108\beta$. □

D.3 Concentration Bound

In this section, we will derive a high probability bound on $\left| \widehat{H}_{\mathcal{I}} - \mathbb{E}[\widehat{H}_{\mathcal{I}}] \right|$. In particular, we will prove the following lemma:

Lemma 15. (Concentration bound) *Let $\widehat{H}_{\mathcal{I}}$ be the estimate given by Algorithm 9, then*

$$\Pr\left(\left| \widehat{H}_{\mathcal{I}} - \mathbb{E}[\widehat{H}_{\mathcal{I}}] \right| > \frac{\varepsilon}{3}\right) \leq \frac{1}{3}. \quad (40)$$

Proof.

$$\begin{aligned}
\left| \hat{H}_T - \mathbb{E} [\hat{H}_T] \right| &= \left| \sum_{i=1}^T \hat{p}_{\mathcal{A}}(I_i) \bar{H}_i - \sum_{t=1}^T p_{\mathcal{A}}(I_t) \mathbb{E} [\bar{H}_i] \right| \\
&= \left| \sum_{i=1}^T \hat{p}_{\mathcal{A}}(I_i) \bar{H}_i - \sum_{t=1}^T p_{\mathcal{A}}(I_t) \bar{H}_i + \sum_{t=1}^T p_{\mathcal{A}}(I_t) \bar{H}_i - \sum_{t=1}^T p_{\mathcal{A}}(I_t) \mathbb{E} [\bar{H}_i] \right| \\
&\leq \sum_{i=1}^{T-1} |\hat{p}_{\mathcal{A}}(I_i) - p_{\mathcal{A}}(I_i)| |\bar{H}_i - \bar{H}_T| + \sum_{i=1}^T p_{\mathcal{A}}(I_i) |\bar{H}_i - \mathbb{E} [\bar{H}_i]|. \tag{41}
\end{aligned}$$

Next, we will bound each of the term separately. For the first $T - 1$ terms, note that, because of the clipping step, $\bar{H}_i \in \left[\log \left(\frac{1}{4h_i} \right), \log N_i \right]$. Hence we have:

$$|\bar{H}_i - \bar{H}_T| \leq \log(4N_T h_i) \leq (\beta + 1) \log \frac{\log^{(i-1)}(k)}{\varepsilon}$$

The estimation of $\hat{p}_{\mathcal{A}}(I_i)$ requires R_i independent executions of GENESTPROBINT. Therefore, by Hoeffding's inequality (Lemma 2), we have

$$\Pr(|\hat{p}_{\mathcal{A}}(I_i) - p_{\mathcal{A}}(I_i)| > t_i) \leq 2 \exp(-R_i t_i^2).$$

Choosing $t_i = \frac{\varepsilon}{C_T (\log(4N_T h_i))^{5/4}}$ ($C_T \geq 30$ and constant) for $i = 1, \dots, T - 1$ and the value of R_i from Algorithm 9, the right hand expression can be bounded by:

$$2 \exp(-R_i t_i^2) \leq 2 \exp\left(-\frac{C_R \left(\log \left(\log^{(i-1)}(k)/\varepsilon\right)\right)^{1/2}}{C_T^2 (\beta + 1)^{5/2}}\right) \leq \frac{2C_T^4 (\beta + 1)^5}{C_R^2 \log^{(i)}(k)}. \tag{42}$$

the last inequality follows from $e^{-x} \leq \frac{1}{x^2}$ for $x > 0$. Combing these for all $T - 1$ intervals, let

$$A = \left\{ \sum_{i=1}^{T-1} |\hat{p}_{\mathcal{A}}(I_i) - p_{\mathcal{A}}(I_i)| |\bar{H}_i - \bar{H}_T| \geq \sum_{i=1}^{T-1} t_i |\bar{H}_i - \bar{H}_T| \right\}.$$

Then by union bound and (34),

$$\Pr(A) \leq \sum_{i=1}^{T-1} \frac{2C_T^4 (\beta + 1)^5}{C_R^2 \log^{(i)}(k)} \leq \frac{2C_T^4 (\beta + 1)^5}{C_R^2} \sum_{i=1}^{T-1} \frac{1}{e^{i-1}} \leq \frac{4C_T^4 (\beta + 1)^5}{C_R^2}.$$

Notice that

$$\begin{aligned}
\sum_{i=1}^{T-1} t_i |\bar{H}_i - \bar{H}_T| &\leq \sum_{i=1}^{T-1} \frac{\varepsilon}{C_T (\log(4N_T h_i))^{5/4}} \log(4N_T h_i) \leq \sum_{i=1}^{T-1} \frac{\varepsilon}{C_T \left((\beta + 1) \log^{(i)}(k)\right)^{1/4}} \\
&\leq \sum_{i=1}^{T-1} \frac{\varepsilon}{C_T e^{\frac{i-1}{4}}} \leq \frac{5\varepsilon}{C_T} \leq \frac{\varepsilon}{6}.
\end{aligned}$$

Hence we have for $C_R \geq 6C_T^2(\beta + 1)^{5/2}$, we have:

$$\Pr \left(\sum_{i=1}^{T-1} |\hat{p}_{\mathcal{A}}(I_i) - p_{\mathcal{A}}(I_i)| |\bar{H}_i - \bar{H}_T| \geq \frac{\varepsilon}{6} \right) \leq \Pr(A) \leq \frac{1}{6}$$

For the second term in (41), we use Lemma 3 where $p = p_{\mathcal{A}}(I_i)$, $m = R_i$, $b = \log N_i$, $a = \log \frac{1}{h_i}$ to get

$$\Pr(p_{\mathcal{A}}(I_i) |\bar{H}_i - \mathbb{E}[\bar{H}_i]| > c_i) \leq 3 \exp \left(\frac{-R_i c_i^2}{8p_{\mathcal{A}}(I_i) (\log 4N_i h_i)^2} \right).$$

Let $c_i = \frac{\varepsilon}{C_c (\log(4N_T h_i))^{1/4}}$ ($C_T \geq 30$ and constant) for $i = 1, \dots, T$. Using similar union bound argument as the first part,

$$\Pr \left(\sum_{i=1}^T p_{\mathcal{A}}(I_i) |\bar{H}_i - \mathbb{E}[\bar{H}_i]| \geq \frac{\varepsilon}{6} \right) \leq \frac{1}{6}.$$

Combining the two, we get

$$\Pr \left(|\hat{H}_T - \mathbb{E}[\hat{H}_T]| > \frac{\varepsilon}{3} \right) \leq \frac{1}{3}.$$

□