

Optimal Control over Multiple Input Lossy Channels

William Casbolt, Bryn Jones, and Iñaki Esnaola

Abstract—We analyse the performance of control systems with multiple input packet losses on the actuation channel. The communication channel model we consider extends the class of systems modelled in [1], such as systems without collocated actuators. The performance of the controller is measured in terms of a linear quadratic cost function. The optimal control law for a system operating with communication packet losses is derived under two communication protocols. We prove analytically that a control system communicating optimally with a UDP-like protocol has a higher quadratic cost than a system operating communicating with a TCP-like protocol. It is shown that the optimal control laws for each communication protocol induce different behaviour in the expected state trajectory, resulting in the different costs. We also show via a perturbation result that the optimal cost changes monotonically with the quality of the channel.

I. INTRODUCTION

We derive the optimal control law for a system communicating over multiple independent lossy actuator channels. This is an extension on the actuator channel of the single channel model used in [1]. The losses are assumed to take place within the actuation communication channel of the closed loop system and the sensing channel does not experience packet losses. In [1]–[4], two protocols are proposed for analysis, namely, TCP-like and UDP-like. The TCP-like protocol is depicted in Fig. 2 where it shows that it transmits an acknowledgement signal to the controller [1]. In contrast, the UDP-like protocol lacks this acknowledgement link as seen in Fig. 1. In [1]–[6], a control system with packet losses in the communication channels between the plant and the controller are modelled and analysed. In doing so, the foundations for control and estimation over lossy communication channels are established. The optimal feedback control law and estimator is derived for both protocols in [1] using dynamic programming. A system that loses packets on the communication link between the sensors and the controller is considered in [6]. The results in [1] and [4] extend the work of [6] to systems that lose packets on both the sensing and the actuation communication channels. In [5], a comparison of different control strategies in the event of packet losses are studied. Specifically, they study the effect of an actuator that actuates the previous input in the event of a packet loss. In [2] and [3] systems, with and without an acknowledgement link, respectively, are considered. These approaches analyse the

performance of the controller and characterise the trade-off between the control system cost, stability, and the properties of the communication channel.

We consider a system that consists of a plant, a controller and a communication channel, as is shown in Fig. 1 and Fig. 2. This system is assumed to communicate with one of two communication protocols, TCP-like or UDP-like. Packet losses are only in the controller-actuator link, the sensor-controller link is assumed to be a perfect communication channel. The actuation communication channel is modified from the previous work [1] to allow for multiple independent channels as opposed to a single channel shared by all actuators. In addition to this, we also prove analytically that the cost of the system is increased by not monitoring the realisation of a packet loss in the channel. The TCP-like protocol differs from the standard TCP protocol in that a lost packet is not re-transmitted. This is due to the most recently transmitted packet being the most important for the plant to receive. The packet loss variable is modelled as an IID Bernoulli random variable on the actuation link. As a result, the plant either receives the optimal input for each actuator, or it receives zero. In the event of a packet loss the plant performs no actuation as is assumed in [1]–[4] and is the main focus of [5]. The derivation of the optimal control law is achieved by formulating the problem in a Model Predictive Control (MPC) framework.

The structure is as follows, Section II describes the system model and the MPC framework, Section III contains the main results and the derivation of the optimal control law for both protocols, Section IV contains the numerical results and the discussion, and Section V is the conclusion.

II. SYSTEM MODEL

We consider the plant model given by

$$X_{k+1} = \mathbf{A}X_k + \mathbf{B}\mathbf{V}_k U_k + W_k, \quad (1)$$

where $\mathbf{A} \in \mathbb{R}^{n \times n}$ is the dynamics matrix, $X_k \in \mathbb{R}^n$ describes the state of the plant at time step $k \in \mathbb{N}$, where $\mathbf{B} \in \mathbb{R}^{n \times m}$ is the control matrix, $U_k \in \mathbb{R}^m$ is the vector of control inputs at time step k , the process noise $W_k \in \mathbb{R}^n$ is a Gaussian distributed vector of random variables with mean $\mathbf{0} \in \mathbb{R}^n$ and covariance matrix $\Sigma_W \in S_{++}^n$, where S_{++}^n is the set of n by n symmetric positive definite matrices, the packet losses are modelled via the diagonal matrix $\mathbf{V}_k \in S_{++}^m$ where the i -th diagonal entry is an IID Bernoulli random variable with mean μ_i , and S_{++}^m is the set of m by m symmetric non-negative definite matrices. The initial state of the plant is determined by the Gaussian distributed vector of random variables X_k with mean \bar{X} and covariance matrix $\Sigma_X \in S_{++}^n$. Additionally,

This work is supported by Rolls-Royce, ESPRC, and The Control, Monitoring and Systems Engineering UTC at The University of Sheffield.

William Casbolt, Bryn Jones, and Iñaki Esnaola are with the Department of Automatic Control and Systems Engineering, University of Sheffield, Sheffield S1 3JD, UK, (e-mail: {wgcasbolt1, esnaola, b.l.jones}@sheffield.ac.uk).

Iñaki Esnaola is also with the Department of Electrical Engineering, Princeton University, Princeton, NJ 08544, USA.

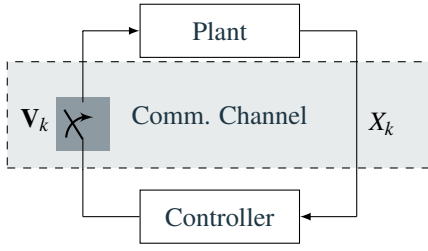


Fig. 1: The UDP-like protocol where the realisation of a packet loss \mathbf{V}_k is not monitored

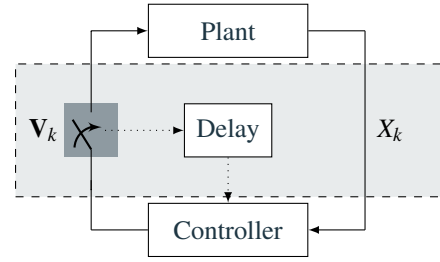


Fig. 2: The TCP-like protocol where realisations of packet losses, \mathbf{V}_k , are transmitted to the controller.

$\mathbf{M} \in \mathbf{S}_{++}^m$ is the diagonal matrix where the i -th diagonal entry is μ_i , specifically, $\mathbb{E}[\mathbf{V}_k] = \mathbf{M}$. It is from the structure of \mathbf{V}_k and \mathbf{M} that our work differs from [1]–[6]. Due to the lossy communication between the controller and the plant, the operator implements a communication protocol to monitor the state of the packets transmitted to the plant. We adopt the two protocol paradigms proposed by [1], namely a UDP-like protocol that does not monitor the channel and a TCP-like protocol that acknowledges receipt of the packet from the controller by sending an *acknowledgement* message to the controller over an auxiliary channel. The difference between both protocol paradigms is depicted in Fig. 1 and Fig. 2 for the UDP-like and the TCP-like protocol, respectively. The information set available to the controller is determined by the choice of protocol. We define the information sets as

$$\mathcal{I}_k \triangleq \begin{cases} \mathcal{F}_k \triangleq \{X^k, \mathbf{v}^{k-1}\}, & \text{TCP-like,} \\ \mathcal{G}_k \triangleq \{X^k\}, & \text{UDP-like,} \end{cases} \quad (2)$$

where $\mathbf{v}^{k-1} = \{\mathbf{V}_0, \mathbf{V}_1, \dots, \mathbf{V}_{k-1}\}$, $X^k = \{X_k, X_{k-1}, \dots, X_0\}$ and all sets are monotonically increasing, i.e. $\mathcal{I}_k \subseteq \mathcal{I}_{k+1}$. Namely, the information set at each time step contains the information from all previous time steps in addition to the information from the current time step. Under the TCP-like protocol the controller has access to the realisation of the packet loss, \mathbf{V}_k , when performing the estimation and utilises it in the error prediction to yield

$$\begin{aligned} E_{k+1|\mathcal{F}_k} &\triangleq X_{k+1} - \mathbb{E}[X_{k+1} | \mathcal{F}_k, \mathbf{V}_k], \\ &= \mathbf{A}X_k + \mathbf{B}\mathbf{V}_k U_{k|\mathcal{F}_k} + W_k - \mathbf{A}\hat{X}_k - \mathbf{B}\mathbf{V}_k U_{k|\mathcal{F}_k}, \\ &= \mathbf{A}E_{k|\mathcal{F}_{k-1}} + W_k. \end{aligned} \quad (3a)$$

Where the subscript $k|\mathcal{F}_k$ explicitly shows the information set that the object is calculated with access to. Under the UDP-like protocol the error prediction differs from the TCP-like protocol in that there is no knowledge of the realisation of \mathbf{V}_k , and therefore, the error for the UDP-like protocol is given by

$$\begin{aligned} E_{k+1|\mathcal{G}_k} &\triangleq X_{k+1} - \mathbb{E}[X_{k+1} | \mathcal{G}_k], \\ &= \mathbf{A}X_k + \mathbf{B}\mathbf{V}_k U_{k|\mathcal{G}_k} + W_k - \mathbf{A}\hat{X}_k - \mathbf{B}\mathbf{M}U_{k|\mathcal{G}_k}, \\ &= \mathbf{A}E_{k|\mathcal{G}_{k-1}} + \mathbf{B}(\mathbf{V}_k - \mathbf{M})U_{k|\mathcal{G}_k} + W_k. \end{aligned} \quad (3b)$$

Note that the error that both the UDP-like and the TCP-like protocol have very similar errors to those in [1]. The only

difference is that \mathbf{V}_k in our setting is a diagonal matrix. It is also interesting to note that for the UDP-like protocol, as in [1], the error term at time step $k+1$ depends on U_k . As shown in [1], the optimal linear control law, for the UDP-like protocol, can only be obtained when there is full state observation, $Y_k = X_k$. Indeed, the lack of knowledge about the packet loss breaks the separation principle between optimal estimation and optimal control.

Given the UDP-like protocol requires full state observation for optimality, we adopt the Model predictive control (MPC) framework. It is here our derivation diverges again from [1]. Assuming perfect knowledge of the realisation X_k , as required for the optimal linear control law, (1) is predicted over a time horizon $N \in \mathbb{N}$

$$\begin{aligned} X_{k+1} &= \mathbf{A}X_k + \mathbf{B}\mathbf{V}_k U_{k|\mathcal{I}_k} + W_k, \\ X_{k+2} &= \mathbf{A}X_{k+1} + \mathbf{B}\mathbf{V}_{k+1} U_{k+1|\mathcal{I}_k} + W_{k+1}, \\ &\vdots \\ X_{k+N} &= \mathbf{A}X_{k+N-1} + \mathbf{B}\mathbf{V}_{k+N-1} U_{k+N-1|\mathcal{I}_k} + W_{k+N-1}, \end{aligned} \quad (4)$$

exploiting the recursive structure yields

$$\begin{aligned} X_{k+1} &= \mathbf{A}X_k + \mathbf{B}\mathbf{V}_k U_{k|\mathcal{I}_k} + W_k, \\ X_{k+2} &= \mathbf{A}^2 X_k + \mathbf{A}\mathbf{B}\mathbf{V}_k U_{k|\mathcal{I}_k} + \mathbf{B}\mathbf{V}_{k+1} U_{k+1|\mathcal{I}_k} + \mathbf{A}W_k + W_{k+1}, \\ &\vdots \\ X_{k+N} &= \mathbf{A}^N X_k + \mathbf{A}^{N-1} \mathbf{B}\mathbf{V}_k U_{k|\mathcal{I}_k} + \dots + \mathbf{A}\mathbf{B}\mathbf{V}_{k+N-2} U_{k+N-2|\mathcal{I}_k} \\ &\quad + \mathbf{B}\mathbf{V}_{k+N-1} U_{k+N-1|\mathcal{I}_k} + \mathbf{A}^{N-1} W_k + \dots + W_{k+N-1}. \end{aligned} \quad (5)$$

Re-writing (5) in matrix form yields (6). Re-labelling (6) as a prediction matrix equation gives

$$\chi_k \triangleq \Phi X_k + \Gamma \mathbf{v} \Upsilon_k + \Lambda \Xi_k, \quad (7)$$

where $\Phi \in \mathbb{R}^{Nn \times n}$ is the dynamics over the prediction horizon, $\chi_k \in \mathbb{R}^{Nn}$ is the state prediction vector, $\Gamma \in \mathbb{R}^{Nn \times Nm}$ is the propagation matrix for the control over the prediction horizon, $\Upsilon_k \in \mathbb{R}^{Nm}$ is the realisation at time step k of the control law, $\Lambda \in \mathbb{R}^{Nn \times Nn}$ is the propagation matrix for the process noise, $\Xi_k \in \mathbb{R}^{Nn}$ is the process noise over the prediction horizon, $\mathbf{v} \in \mathcal{S}_{++}^{Nm}$ is a diagonal matrix with the Bernoulli random variables describing the packet losses over the prediction horizon in the diagonal, and $\bar{\mathbf{v}} \in \mathcal{S}_{++}^{Nm}$ is the block diagonal matrix where the i -th block is \mathbf{M} therefore, $\mathbb{E}[\mathbf{v}] = \bar{\mathbf{v}}$. In order to control the system over the horizon, N , the controller needs to calculate the expected state trajectory,

$$\underbrace{\begin{pmatrix} X_{k+1} \\ X_{k+2} \\ \vdots \\ X_{k+N} \end{pmatrix}}_{\chi_k} = \underbrace{\begin{pmatrix} \mathbf{A} \\ \mathbf{A}^2 \\ \vdots \\ \mathbf{A}^N \end{pmatrix}}_{\Phi} X_k + \underbrace{\begin{pmatrix} \mathbf{B} & \mathbf{0} & \dots & \mathbf{0} \\ \mathbf{AB} & \mathbf{B} & \ddots & \vdots \\ \vdots & \ddots & \ddots & \mathbf{0} \\ \mathbf{A}^{N-1}\mathbf{B} & \dots & \mathbf{AB} & \mathbf{B} \end{pmatrix}}_{\Gamma} \underbrace{\begin{pmatrix} \mathbf{V}_k & \mathbf{0} & \dots & \mathbf{0} \\ \mathbf{0} & \mathbf{V}_{k+1} & \ddots & \vdots \\ \vdots & \ddots & \ddots & \mathbf{0} \\ \mathbf{0} & \dots & \mathbf{0} & \mathbf{V}_{k+N-1} \end{pmatrix}}_{\mathbf{v}} \underbrace{\begin{pmatrix} U_{k|\mathcal{I}_k} \\ U_{k+1|\mathcal{I}_k} \\ \vdots \\ U_{k+N-1|\mathcal{I}_k} \end{pmatrix}}_{\Upsilon_{k|\mathcal{I}_k}} + \underbrace{\begin{pmatrix} \mathbf{I} & \mathbf{0} & \dots & \mathbf{0} \\ \mathbf{A} & \mathbf{I} & \ddots & \vdots \\ \vdots & \ddots & \ddots & \mathbf{0} \\ \mathbf{A}^{N-1} & \dots & \mathbf{A} & \mathbf{I} \end{pmatrix}}_{\Lambda} \underbrace{\begin{pmatrix} W_k \\ W_{k+1} \\ \vdots \\ W_{k+N-1} \end{pmatrix}}_{\Xi_k} \quad (6)$$

$\hat{\chi}_k$. Note that, for both protocols this estimate is identical, due to the fact that neither protocol knows the realisation of \mathbf{V}_k before actuating. The expected state trajectory is given by

$$\hat{\chi}_k \triangleq \mathbb{E}[\chi_k | \mathcal{I}_k] = \Phi X_k + \Gamma \bar{\mathbf{v}} \Upsilon_{k|\mathcal{I}_k}. \quad (8)$$

It should be noted that for estimation, the TCP-like protocol has access to the previous packet realisations, which results in (3a). However, when computing the optimal control law the system operator does not have access to future packet loss realisations, which results in (8). This preserves causality, since the operator does not know if a packet is lost before transmission. In the TCP-like regime the operator does not know the realisation of a packet loss before actuating, but knows the packet loss realisation when updating the state estimate, which results in (3a). The TCP-like protocol only estimate packet loss for the optimal control problem. In contrast, the UDP-like protocol packet losses are estimated for both the estimation and the optimal control problem. Predicting the error terms in the same fashion as the states results in:

$$\begin{aligned} \mathbf{E}_{k|\mathcal{F}_k} &\triangleq \chi_k - \mathbb{E}[\chi_k | \mathcal{F}_k, \mathbf{v}], \\ &= \Phi X_k + \Gamma \mathbf{v} \Upsilon_{k|\mathcal{F}_k} + \Lambda \Xi_k - \Phi X_k - \Gamma \bar{\mathbf{v}} \Upsilon_{k|\mathcal{F}_k}, \\ &= \Lambda \Xi_k, \end{aligned} \quad (9a)$$

$$\begin{aligned} \mathbf{E}_{k|\mathcal{G}_k} &\triangleq \chi_k - \mathbb{E}[\chi_k | \mathcal{G}_k], \\ &= \Phi X_k + \Gamma \bar{\mathbf{v}} \Upsilon_{k|\mathcal{G}_k} + \Lambda \Xi_k - \Phi X_k - \Gamma \bar{\mathbf{v}} \Upsilon_{k|\mathcal{G}_k}, \\ &= \Gamma(\mathbf{v} - \bar{\mathbf{v}}) \Upsilon_{k|\mathcal{G}_k} + \Lambda \Xi_k. \end{aligned} \quad (9b)$$

We adopt a Linear Quadratic Gaussian control (LQG) cost function, therefore, the system operator minimises a quadratic function of the states and inputs. This function is weighted with a diagonal state penalty matrix, $\Omega \in S_{++}^{Nn}$, a diagonal input penalty matrix $\Psi \in S_{++}^{Nm}$, and the diagonal matrix $\mathbf{Q} \in S_{++}^n$. Note that the only restrictions on the penalty matrices are that they are diagonal and positive definite, this allows for time-varying penalty matrices. It is seen in (1) that the plant is random due to \mathbf{W}_k , this randomness propagates through to (7), contain in Ξ_k , due to the noise this problem is a Stochastic model predictive control problem [7]. Therefore, the cost function used is the expected cost, defined as

$$J(\mathcal{I}_k) \triangleq \mathbb{E} \left[X_k^T \mathbf{Q} X_k + \chi_k^T \Omega \chi_k + \Upsilon_k^T \mathbf{v}^T \Psi \mathbf{v} \Upsilon_k | \mathcal{I}_k \right], \quad (10)$$

where the expectation in (10) is executed with respect to the distributions of \mathbf{v} and Ξ_k . The expectation is taken sequentially as shown in [2, Lemma 1(c)]. Therein, it is

shown that the expectation at each time step is conditioned on all previous time steps. This is achieved through the fact that each time step forms a Markov chain with the others, dependant on the previous steps i.e $X_k \rightarrow X_{k+1} \rightarrow \dots \rightarrow X_N$. Therefore, the joint probability mass functions are split and the expectations are nested. The state, χ_k , is re-written in terms of the estimate, $\hat{\chi}_k$, and the error induced by the estimate, \mathbf{E}_k . Substituting $\chi_k = \hat{\chi}_k + \mathbf{E}_k$ into (10) yields

$$J(\mathcal{I}_k) = \mathbb{E} \left[X_k^T \mathbf{Q} X_k + (\hat{\chi}_k + \mathbf{E}_k)^T \Omega (\hat{\chi}_k + \mathbf{E}_k) + \Upsilon_k^T \mathbf{v}^T \Psi \mathbf{v} \Upsilon_k | \mathcal{I}_k \right]. \quad (11)$$

The controller minimises (11) by selecting the optimal input law, Υ_k^* , and noting that $\mathbb{E}[\mathbf{E}_k | \mathcal{I}_k] = 0$ for both protocols, which results in the optimal cost

$$J^*(\mathcal{I}_k) \triangleq \min_{\Upsilon_k} \left\{ \mathbb{E} \left[X_k^T \mathbf{Q} X_k + \hat{\chi}_k^T \Omega \hat{\chi}_k + \mathbf{E}_k^T \Omega \mathbf{E}_k + \Upsilon_k^T \mathbf{v}^T \Psi \mathbf{v} \Upsilon_k | \mathcal{I}_k \right] \right\}. \quad (12)$$

III. MPC OPTIMAL CONTROL

The derivation of the optimal control law boils down to solving the minimisation in (12), for both communication protocols. From (2) it can be seen that the first and second term on the right hand side of (12) are not random and are unchanged by executing the expectation. Furthermore, since the first term does not depend on Υ_k the minimisation is rewritten as

$$J^*(\mathcal{I}_k) = X_k^T \mathbf{Q} X_k + \min_{\Upsilon_k} \left\{ \hat{\chi}_k^T \Omega \hat{\chi}_k + \mathbb{E} \left[\mathbf{E}_k^T \Omega \mathbf{E}_k + \Upsilon_k^T \mathbf{v}^T \Psi \mathbf{v} \Upsilon_k | \mathcal{I}_k \right] \right\}. \quad (13)$$

The quadratic nature of (13) means the expectation is more involved to execute. The last term follows from the idempotency of \mathbf{v} . This can be simplified by using the commutation properties of diagonal matrices and then the idempotency of \mathbf{v} . However, the quadratic error term involves second order statistics. Due to the causality of the system, Υ_k does not depend on the future realisations of \mathbf{V}_k or \mathbf{W}_k , and only depends on their statistics and their past realisations. The last term in (13) becomes

$$\mathbb{E} \left[\Upsilon_k^T \mathbf{v}^T \Psi \mathbf{v} \Upsilon_k | \mathcal{I}_k \right] = \Upsilon_{k|\mathcal{I}_k}^T \bar{\mathbf{v}} \Psi \Upsilon_{k|\mathcal{I}_k}. \quad (14)$$

Therefore, (13) is equivalent to,

$$J^*(\mathcal{J}_k) = X_k^\top \mathbf{Q} X_k + \min_{\Upsilon_k} \left\{ \hat{\chi}_k^\top \Omega \hat{\chi}_k + \Upsilon_{k|\mathcal{J}_k}^\top \bar{\mathbf{v}} \Psi \Upsilon_{k|\mathcal{J}_k} + \mathbb{E} \left[\mathbf{E}_k^\top \Omega \mathbf{E}_k \middle| \mathcal{J}_k \right] \right\}. \quad (15)$$

The quadratic term involving the expected state trajectory is expanded to give:

$$J^*(\mathcal{J}_k) = X_k^\top (\mathbf{Q} + \Delta^\Phi) X_k + \min_{\Upsilon_k} \left\{ \mathbb{E} \left[\mathbf{E}_k^\top \Omega \mathbf{E}_k \middle| \mathcal{J}_k \right] + \Upsilon_{k|\mathcal{J}_k}^\top \bar{\mathbf{v}} (2\mathbf{F} X_k + (\Delta^\Gamma \bar{\mathbf{v}} + \Psi) \Upsilon_{k|\mathcal{J}_k}) \right\}, \quad (16)$$

where $\Delta^\Phi = \Phi^\top \Omega \Phi$, $\Delta^\Gamma = \Gamma^\top \Omega \Gamma$, and $\mathbf{F} = \Gamma^\top \Omega \Phi$. However, evaluating the expectation of the error term, $\mathbf{E}_k^\top \Omega \mathbf{E}_k$, is more involved. It is in this step that the differences between the UDP-like protocol and the TCP-like protocol become apparent. This leads to the first theorem.

Theorem 1: Consider a system with access to (2) for a plant modelled by (1), the following holds

$$\begin{aligned} \mathbb{E} \left[\mathbf{E}_k^\top \Omega \mathbf{E}_k \middle| \mathcal{F}_k \right] &= \text{tr} \left(\Delta^\Lambda \Sigma_\Xi \right), \\ \mathbb{E} \left[\mathbf{E}_k^\top \Omega \mathbf{E}_k \middle| \mathcal{G}_k \right] &= \Upsilon_{k|\mathcal{G}_k}^\top \bar{\mathbf{v}} (\mathbf{I} \odot \Delta^\Gamma) (\mathbf{I} - \bar{\mathbf{v}}) \Upsilon_{k|\mathcal{G}_k} + \text{tr} \left(\Delta^\Lambda \Sigma_\Xi \right). \end{aligned} \quad (17a)$$

Proof: The proof is split into two parts for TCP-like protocol and the UDP-like protocol, respectively.

1) *TCP-like protocol:* The expected error in TCP-like follows from (9a). Substituting this into the left hand side of (17a) yields

$$\begin{aligned} \mathbb{E} \left[\mathbf{E}_k^\top \Omega \mathbf{E}_k \middle| \mathcal{F}_k \right] &= \mathbb{E} \left[\Xi_k^\top \Lambda \Omega \Lambda \Xi_k \middle| \mathcal{F}_k \right], \\ &= \mathbb{E} \left[\Xi_k^\top \Delta^\Lambda \Xi_k \middle| \mathcal{F}_k \right], \end{aligned} \quad (18)$$

where $\Delta^\Lambda = \Lambda \Omega \Lambda$. The term inside the expectation of (18) is a scalar and therefore the trace of this object is equal to itself. Additionally, expectation and trace are both linear operators, in view of this:

$$\begin{aligned} \mathbb{E} \left[\mathbf{E}_k^\top \Omega \mathbf{E}_k \middle| \mathcal{F}_k \right] &= \text{tr} \left(\mathbb{E} \left[\Xi_k^\top \Delta^\Lambda \Xi_k \middle| \mathcal{F}_k \right] \right), \\ &= \mathbb{E} \left[\text{tr} \left(\Xi_k^\top \Delta^\Lambda \Xi_k \right) \middle| \mathcal{F}_k \right], \\ &= \text{tr} \left(\Delta^\Lambda \mathbb{E} \left[\Xi_k \Xi_k^\top \middle| \mathcal{F}_k \right] \right), \\ &= \text{tr} \left(\Delta^\Lambda \Sigma_\Xi \right). \end{aligned} \quad (19)$$

This completes the TCP-like part of the proof.

2) *UDP-like protocol:* The error in UDP-like estimation follows from (9b). Substituting this into the left hand side of (17b) gives:

$$\begin{aligned} \mathbb{E} \left[\mathbf{E}_k^\top \Omega \mathbf{E}_k \middle| \mathcal{G}_k \right] &= \mathbb{E} \left[\Upsilon_k^\top (\mathbf{v} - \bar{\mathbf{v}}) \Delta^\Gamma (\mathbf{v} - \bar{\mathbf{v}}) \Upsilon_k \middle| \mathcal{G}_k \right] \\ &\quad + \mathbb{E} \left[\Xi_k^\top \Lambda \Omega \Lambda \Xi_k \middle| \mathcal{G}_k \right], \end{aligned}$$

where we use the fact that Ξ_k is zero mean to eliminate the cross terms. The second term is identical to the TCP-like

case, and therefore, the same process results in

$$\begin{aligned} \mathbb{E} \left[\mathbf{E}_k^\top \Omega \mathbf{E}_k \middle| \mathcal{G}_k \right] &= \mathbb{E} \left[\Upsilon_k^\top \mathbf{v} \Delta^\Gamma \mathbf{v} \Upsilon_k \middle| \mathcal{G}_k \right] \\ &\quad - \Upsilon_{k|\mathcal{G}_k}^\top \bar{\mathbf{v}} \Delta^\Gamma \bar{\mathbf{v}} \Upsilon_{k|\mathcal{G}_k} + \text{tr} \left(\Delta^\Lambda \Sigma_\Xi \right). \end{aligned}$$

It follows from Lemma 1 that:

$$\mathbb{E} \left[\mathbf{E}_k^\top \Omega \mathbf{E}_k \middle| \mathcal{G}_k \right] = \Upsilon_{k|\mathcal{G}_k}^\top \bar{\mathbf{v}} (\mathbf{I} \odot \Delta^\Gamma) (\mathbf{I} - \bar{\mathbf{v}}) \Upsilon_{k|\mathcal{G}_k} + \text{tr} \left(\Delta^\Lambda \Sigma_\Xi \right).$$

This completes the proof. \blacksquare

It is seen from (16) that the quadratic error terms lies within the control minimisation. However, Theorem 1 shows that for the UDP-like protocol error term depends on $\Upsilon_{k|\mathcal{G}_k}$, whereas the TCP-like protocol does not. Therefore, the derivation of the optimal control law must at this point be split into the two protocols.

Theorem 2: Consider a Gauss-Markov system described by (1) that is experiencing actuation packet losses. The system operator implements either a TCP-like or UDP-like protocol, depicted in Fig. 1 and Fig. 2. The optimal cost for the TCP-like protocol is

$$J^*(\mathcal{F}_k) = X_k^\top (\mathbf{Q} + \Delta^\Phi) X_k + \text{tr} \left(\Sigma_\Xi \Delta^\Lambda \right) - X_k^\top \mathbf{F}^\top \mathbf{G}_{\mathcal{F}_k}^{-1} \bar{\mathbf{v}} \mathbf{F} X_k,$$

and the optimal cost for the UDP-like protocol is

$$J^*(\mathcal{G}_k) = X_k^\top (\mathbf{Q} + \Delta^\Phi) X_k + \text{tr} \left(\Sigma_\Xi \Delta^\Lambda \right) - X_k^\top \mathbf{F}^\top \mathbf{G}_{\mathcal{G}_k}^{-1} \bar{\mathbf{v}} \mathbf{F} X_k.$$

Proof: As with the error term the proof is split into two parts.

2) *Optimal Cost for the TCP-like Protocol:* Substituting (17a) into (16), noting that under the TCP-like protocol the error term does not depend on Υ_k , gives

$$\begin{aligned} J^*(\mathcal{F}_k) &= X_k^\top (\mathbf{Q} + \Delta^\Phi) X_k + \text{tr} \left(\Delta^\Lambda \Sigma_\Xi \right) \\ &\quad + \min_{\Upsilon_k} \left\{ \Upsilon_{k|\mathcal{F}_k}^\top \bar{\mathbf{v}} (\Delta^\Gamma \bar{\mathbf{v}} + \Psi) \Upsilon_{k|\mathcal{F}_k} + 2\Upsilon_{k|\mathcal{F}_k}^\top \bar{\mathbf{v}} \mathbf{F} X_k \right\}, \end{aligned} \quad (20)$$

Note that $(\Psi + \Delta^\Gamma \bar{\mathbf{v}})$ is positive definite, and therefore, (20) is convex. Taking the derivative of the cost with respect to Υ_k yields

$$\frac{\partial J^*(\mathcal{F}_k)}{\partial \Upsilon_k} = 2\bar{\mathbf{v}} (\mathbf{F} X_k + (\Psi + \Delta^\Gamma \bar{\mathbf{v}}) \Upsilon_{k|\mathcal{F}_k}). \quad (21)$$

Solving for all $\bar{\mathbf{v}} \neq \mathbf{0}$ the minimising $\Upsilon_{k|\mathcal{F}_k}$ is found to be

$$\Upsilon_{k|\mathcal{F}_k}^* \triangleq -(\Psi + \Delta^\Gamma \bar{\mathbf{v}})^{-1} \mathbf{F} X_k. \quad (22)$$

Denoting $(\Psi + \Delta^\Gamma \bar{\mathbf{v}})$ by $\mathbf{G}_{\mathcal{F}_k}$ and substituting $\Upsilon_{k|\mathcal{F}_k}^*$ into (20) results in the optimal expected cost for the operator, described by

$$J^*(\mathcal{F}_k) = X_k^\top (\mathbf{Q} + \Delta^\Phi) X_k + \text{tr} \left(\Sigma_\Xi \Delta^\Lambda \right) - X_k^\top \mathbf{F}^\top \mathbf{G}_{\mathcal{F}_k}^{-1} \bar{\mathbf{v}} \mathbf{F} X_k.$$

3) *Optimal Cost for the UDP-like Protocol:* Combining (17b) and (16) the optimal cost function for the UDP-like protocol is given by:

$$\begin{aligned} J^*(\mathcal{G}_k) &= X_k^\top (\mathbf{Q} + \Delta^\Phi) X_k + \text{tr} \left(\Delta^\Lambda \Sigma_\Xi \right) + \\ &\quad \min_{\Upsilon_k} \left\{ \Upsilon_{k|\mathcal{G}_k}^\top \bar{\mathbf{v}} (2\mathbf{F} X_k + (\Delta^\Gamma \bar{\mathbf{v}} + \Psi + (\mathbf{I} \odot \Delta^\Gamma) (\mathbf{I} - \bar{\mathbf{v}})) \Upsilon_{k|\mathcal{G}_k}) \right\}. \end{aligned}$$

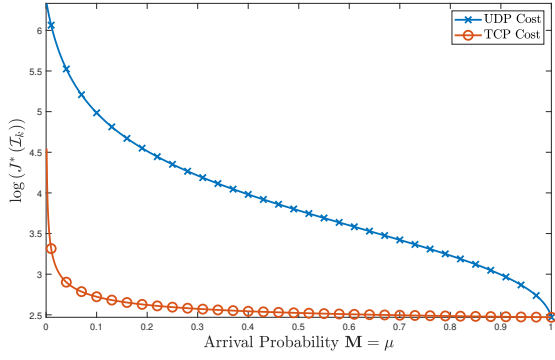


Fig. 3: The cost for each protocol when varied in \mathbf{M} . For a scalar \mathbf{M} i.e $\mathbf{M} = \mu$, with dynamics matrix $\mathbf{A} = \begin{pmatrix} 1.03 & 0.005 \\ 0.35 & 0.5 \end{pmatrix}$, and control matrix $\mathbf{B} = \mathbf{I}$.

Following the same as with the TCP-like case, noting that $(\Delta^\Gamma \bar{\mathbf{v}} + \Psi + (\mathbf{I} \odot \Delta^\Gamma)(\mathbf{I} - \bar{\mathbf{v}}))$ is positive definite yields

$$\Upsilon_{k|\mathcal{G}_k}^* \triangleq -(\Psi + (\mathbf{I} \odot \Delta^\Gamma)(\mathbf{I} - \bar{\mathbf{v}}) + \Delta^\Gamma \bar{\mathbf{v}})^{-1} \mathbf{F} \mathbf{X}_k. \quad (23)$$

Re-labelling $(\Psi + (\mathbf{I} \odot \Delta^\Gamma)(\mathbf{I} - \bar{\mathbf{v}}) + \Delta^\Gamma \bar{\mathbf{v}})$ as $\mathbf{G}_{\mathcal{G}_k}$ and substituting $\Upsilon_{k|\mathcal{G}_k}^*$ into (20) yields the optimal expected cost for the operator:

$$J^*(\mathcal{G}_k) = \mathbf{X}_k^\top (\mathbf{Q} + \Delta^\Phi) \mathbf{X}_k + \text{tr}(\Sigma_\Xi \Delta^\Lambda) - \mathbf{X}_k^\top \mathbf{F}^\top \mathbf{G}_{\mathcal{G}_k}^{-1} \bar{\mathbf{v}} \mathbf{F} \mathbf{X}_k.$$

This concludes the proof. \blacksquare

It is interesting to note the subtle differences between the two protocols and their corresponding optimal control laws. In the TCP-like regime the optimal control law only depends on the mean number of packet losses, $\bar{\mathbf{v}}$, and this term weights how the actuation propagates through the system via the Δ^Γ term. Whereas, the control law of the UDP-like regime contains an additional term. This term weights the diagonal of control law with the probability of a packet loss. From (23), it is seen that this term represents the variance of \mathbf{v} . This arises from the differing information about the variable \mathbf{v} , which causes the error to depend on second order statistics of \mathbf{v} . This difference in the information sets leads to a difference in the cost. This cost differences is described in the next theorem.

Theorem 3 (Main Result): Assume that \mathbf{M} is diagonal and $\mathbf{0} \prec \mathbf{M} \preceq \mathbf{I}$. For a control system with actuation packet losses as modelled in (1) using the LQG cost function (15), the expected cost with a UDP-like protocol is greater than the TCP-like cost, with equality only achieved at $\mathbf{M} \equiv \mathbf{I}$, i.e. when the communication channel is perfect. Specifically

$$J^*(\mathcal{G}_k) \geq J^*(\mathcal{F}_k). \quad (24)$$

Proof: The optimal control laws for each communication protocol are defined in (22) and (23). From the structure of $\mathbf{G}_{\mathcal{F}_k}$, it is seen that $\mathbf{G}_{\mathcal{F}_k} \succ \mathbf{0}$. Additionally,

$$\mathbf{G}_{\mathcal{G}_k} - \mathbf{G}_{\mathcal{F}_k} = (\mathbf{I} \odot \Delta^\Gamma)(\mathbf{I} - \bar{\mathbf{v}}) \succeq \mathbf{0}, \quad (25)$$

with equivalence if and only if $\mathbf{M} = \mathbf{I}$. Note that if $\mathbf{M} = \mathbf{I}$, it follows that $\mathcal{F}_k = \mathcal{G}_k$, this corresponds to a standard control

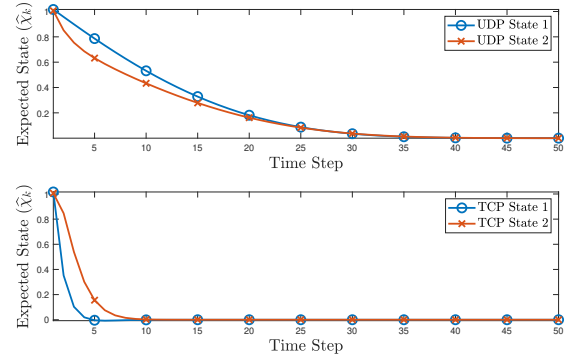


Fig. 4: The expected state trajectories for each protocol. With dynamics matrix $\mathbf{A} = \begin{pmatrix} 1.03 & 0.005 \\ 0.35 & 0.5 \end{pmatrix}$, control matrix $\mathbf{B} = \mathbf{I}$, and channel model $\mathbf{M} = \begin{pmatrix} 0.7 & 0 \\ 0 & 0.01 \end{pmatrix}$.

system with no packet loss and therefore, $J^*(\mathcal{G}_k) = J^*(\mathcal{F}_k)$. Therefore, assume that $\mathbf{M} \prec \mathbf{I}$, then

$$\mathbf{G}_{\mathcal{G}_k} \succ \mathbf{G}_{\mathcal{F}_k}.$$

From [8, p. 228 10.53] it follows that

$$\mathbf{G}_{\mathcal{G}_k}^{-1} \prec \mathbf{G}_{\mathcal{F}_k}^{-1}.$$

By assumption $\mathbf{M} \succ \mathbf{0}$, therefore, it follows that

$$\bar{\mathbf{v}} \mathbf{G}_{\mathcal{G}_k}^{-1} \prec \bar{\mathbf{v}} \mathbf{G}_{\mathcal{F}_k}^{-1},$$

and therefore,

$$\mathbf{C} - \mathbf{X}_k^\top \mathbf{F}^\top \bar{\mathbf{v}} \mathbf{G}_{\mathcal{G}_k}^{-1} \mathbf{F} \mathbf{X}_k > \mathbf{C} - \mathbf{X}_k^\top \mathbf{F}^\top \bar{\mathbf{v}} \mathbf{G}_{\mathcal{F}_k}^{-1} \mathbf{F} \mathbf{X}_k$$

where $\mathbf{C} = \mathbf{X}_k^\top (\mathbf{Q} + \Delta^\Phi) \mathbf{X}_k + \text{tr}(\Sigma_\Xi \Delta^\Lambda)$. Therefore, for any $\mathbf{0} \prec \mathbf{M} \preceq \mathbf{I}$ it holds that

$$J^*(\mathcal{G}_k) \geq J^*(\mathcal{F}_k). \quad (26)$$

This concludes the proof. \blacksquare

Corollary 1: Note that if two systems were compared that were identical other than their communication channel statistics. It follows that for an $\varepsilon > 0$ and an $\mathbf{L} \succ \mathbf{0}$ such that $\mathbf{M} - \varepsilon \mathbf{L} \succ \mathbf{0}$ then

$$\begin{aligned} \mathbf{G}_{\mathcal{F}_k}(\mathbf{M}) - \mathbf{G}_{\mathcal{F}_k}(\mathbf{M} - \varepsilon \mathbf{L}) &= \Delta^\Gamma \varepsilon \mathbf{L} \succ \mathbf{0}, \\ \mathbf{G}_{\mathcal{G}_k}(\mathbf{M}) - \mathbf{G}_{\mathcal{G}_k}(\mathbf{M} - \varepsilon \mathbf{L}) &= (\mathbf{I} \odot \Delta^\Gamma)(\mathbf{I} - \bar{\mathbf{v}}) \varepsilon \mathbf{L} + \Delta^\Gamma \varepsilon \mathbf{L} \succ \mathbf{0}. \end{aligned}$$

where $\mathbf{G}_{\mathcal{F}_k}(\mathbf{M})$ represents a $\mathbf{G}_{\mathcal{F}_k}$ constructed around a channel mean \mathbf{M} . Therefore from the proof of Theorem 3 it follows that

$$J^*(\mathcal{F}_k) > J_{\varepsilon \mathbf{L}}^*(\mathcal{F}_k) \quad (27)$$

where here $J_{\varepsilon \mathbf{L}}^*(\mathcal{F}_k)$ represents the cost of a system designed around a $\mathbf{G}_{\mathcal{F}_k}(\mathbf{M} - \varepsilon \mathbf{L})$. Therefore, the cost for both protocols is monotonically decreasing in \mathbf{M} .

IV. NUMERICAL RESULTS AND DISCUSSION

The control laws derived above result in two corresponding cost functions. Consider the scenario where the cost function varies with respect to the loss parameter as depicted in Fig. 3. Note that at each step the optimal control law is recalculated. When looking at the expected cost as a function of \mathbf{M} it is seen that both protocols converge to the same expected cost as $\mathbf{M} \rightarrow 1$. It can be seen that the cost is monotonically decreasing in \mathbf{M} as predicted from Corollary 1. Additionally Fig. 3 corresponds with the statement of Theorem 3. Contrasting this it can be seen as $\mathbf{M} \rightarrow 0$ the expected cost begins to asymptote. This is intuitive as it corresponds to open loop control. When considering the expected state trajectory, $\hat{\chi}_k$, it is interesting to see that the differences in the information sets result in different expected state trajectories as shown in Fig. 4. Specifically it is seen that the TCP-like protocol has a faster convergence than the UDP-like protocol.

V. CONCLUSION

We have studied control systems experiencing packet losses on the actuation communication channel. We have extended the previous work from a scalar channel to a multiple input channel and in doing so, we have derived a shorter proof of the optimal control for the TCP-like and UDP-like protocols. Additionally, we provided an analytic proof showing that UDP-like cost is greater than the TCP-like cost. Equipped with this result we have also provided a perturbation result that shows the cost induced by the channel is monotonically decreasing in \mathbf{M} . This perturbation result provides the necessary tools to pose an optimisation problem, such that the channel operates with a power constraint. In doing so, the system distributes the available power over the m actuation channels in addition to minimising the cost. We conjecture that in doing so this becomes a water filling problem for the operator. It is seen by extending [1] to multiple independent channels, that \mathbf{M} determines the expected trajectory of each individual state. This highlights that in order to define the stability of this system the bounds presented in [1] require altering as a result of changing the channel model. For future work, it is conjectured that the critical threshold for stability presented in [1] is a sufficient condition for stability of a system. A characterisation of the stability region for the proposed multiple input setting remains an open problem, as does the extension to the imperfect state information case.

APPENDIX

Lemma 1: It is proved that:

$$\begin{aligned} \mathbb{E} \left[\Upsilon_k^\top \mathbf{v}^\top \Delta^\Gamma \mathbf{v} \Upsilon_k \middle| \mathcal{G}_k \right] &= \Upsilon_{k|\mathcal{G}_k}^\top \bar{\mathbf{v}} \Delta^\Gamma \bar{\mathbf{v}} \Upsilon_{k|\mathcal{G}_k} \\ &\quad + \Upsilon_{k|\mathcal{G}_k}^\top \bar{\mathbf{v}} (\mathbf{I} \odot \Delta^\Gamma) (\mathbf{I} - \bar{\mathbf{v}}) \Upsilon_{k|\mathcal{G}_k}. \end{aligned} \quad (28)$$

where \mathbf{I} is the identity matrix and \odot is the element wise Hadamard product.

Proof: The left hand side of (28) is scalar, and therefore

$$\begin{aligned} &\mathbb{E} \left[\Upsilon_k^\top \mathbf{v}^\top \Delta^\Gamma \mathbf{v} \Upsilon_k \middle| \mathcal{G}_k \right] \\ &= \mathbb{E} \left[U_0 \mathbf{V}_0 \Delta_{(1,1)}^\Gamma \mathbf{V}_0 U_0 \middle| \mathcal{G}_k \right] + \mathbb{E} \left[U_0 \mathbf{V}_0 \Delta_{(1,2)}^\Gamma \mathbf{V}_1 U_1 \middle| \mathcal{G}_k \right] + \\ &\quad \dots + \mathbb{E} \left[U_{Nm-1} \mathbf{V}_{Nm-1} \Delta_{(Nm,Nm)}^\Gamma \mathbf{V}_{Nm-1} U_{Nm-1} \middle| \mathcal{G}_k \right], \\ &= \sum_{i=1}^{Nm} \left(\mathbb{E} \left[U_{i-1} \mathbf{V}_{i-1} \Delta_{(i,i)}^\Gamma \mathbf{V}_{i-1} U_{i-1} \middle| \mathcal{G}_k \right] \right. \\ &\quad \left. + \sum_{j=1, j \neq i}^{Nm} \mathbb{E} \left[U_{i-1} \mathbf{V}_{i-1} \Delta_{(i,j)}^\Gamma \mathbf{V}_{j-1} U_{j-1} \middle| \mathcal{G}_k \right] \right), \\ &= \sum_{i=1}^{Nm} \left(\mathbb{E} \left[U_{i-1} \mathbf{V}_{i-1} \Delta_{(i,i)}^\Gamma U_{i-1} \middle| \mathcal{G}_k \right] \right. \\ &\quad \left. + \sum_{j=1, j \neq i}^{Nm} \mathbb{E} \left[U_{i-1} \mathbf{V}_{i-1} \Delta_{(i,j)}^\Gamma \mathbf{V}_{j-1} U_{j-1} \middle| \mathcal{G}_k \right] \right), \\ &= \sum_{i=1}^{Nm} \left(U_{i-1|\mathcal{G}_k} \mathbf{M}_{i-1} \Delta_{(i,i)}^\Gamma U_{i-1|\mathcal{G}_k} \right. \\ &\quad \left. + \sum_{j=1, j \neq i}^{Nm} U_{i-1|\mathcal{G}_k} \mathbf{M}_{i-1} \Delta_{(i,j)}^\Gamma \mathbf{M}_{j-1} U_{j-1|\mathcal{G}_k} \right), \\ &= \sum_{i=1}^{Nm} \sum_{j=1}^{Nm} U_{i-1|\mathcal{G}_k} \mathbf{M}_{i-1} \Delta_{(i,i)}^\Gamma (1 - \mathbf{M}_{i-1}) U_{i-1|\mathcal{G}_k} \\ &\quad + U_{i-1|\mathcal{G}_k} \mathbf{M}_{i-1} \Delta_{(i,j)}^\Gamma \mathbf{M}_{j-1} U_{j-1|\mathcal{G}_k}, \\ &= \Upsilon_{k|\mathcal{G}_k}^\top \bar{\mathbf{v}} (\mathbf{I} \odot \Delta^\Gamma) (\mathbf{I} - \bar{\mathbf{v}}) \Upsilon_{k|\mathcal{G}_k} + \Upsilon_{k|\mathcal{G}_k}^\top \bar{\mathbf{v}} \Delta^\Gamma \bar{\mathbf{v}} \Upsilon_{k|\mathcal{G}_k}, \end{aligned}$$

where bracketed subscripts represent the (i, j) -th element. \square

REFERENCES

- [1] L. Schenato, B. Sinopoli, M. Franceschetti, K. Poolla, and S. S. Sastry, "Foundations of control and estimation over lossy networks," *In Proc. IEEE*, vol. 95, no. 1, pp. 163–187, 2007.
- [2] B. Sinopoli, L. Schenato, M. Franceschetti, K. Poolla, and S. S. Sastry, "Optimal control with unreliable communication: the tcp case," *In Proc. American Control Conference*, vol. 5, pp. 3354–3359, 2005.
- [3] B. Sinopoli, L. Schenato, M. Franceschetti, K. Poolla, and S. S. Sastry, "Optimal linear lqg control over lossy networks without packet acknowledgment," *Asian J Control*, vol. 10, no. 1, pp. 3–13, 2008.
- [4] Y. Mo, E. Garone, and B. Sinopoli, "Lqg control with markovian packet loss," *European Control Conference (ECC)*, pp. 2380–2385, 2013.
- [5] L. Schenato, "To zero or to hold control inputs with lossy links?" *IEEE Transactions on Automatic Control*, vol. 54, no. 5, pp. 1093–1099, May, 2009.
- [6] B. Sinopoli, L. Schenato, M. Franceschetti, K. Poolla, M. I. Jordan, and S. S. Sastry, "Kalman filtering with intermittent observations," *IEEE Trans. Autom. Control*, vol. 49, no. 9, pp. 1453–1464, Sep. 2004.
- [7] T. A. N. Heirung, J. A. Paulson, J. O'Leary, and A. Mesbah, "Stochastic model predictive control how does it work?" 2018.
- [8] G. A. F. Seber, *A Matrix Handbook for Statisticians*, 1st ed. New York, NY, USA: Wiley-Interscience, 2007.