

# A Sparse Bayesian Deep Learning Approach for Identification of Cascaded Tanks Benchmark <sup>\*</sup>

Hongpeng Zhou <sup>\*</sup> Chahine Ibrahim <sup>\*\*</sup> Wei Pan <sup>\*\*\*</sup>

<sup>\*</sup> *Department of Cognitive Robotics, TU Delft*

<sup>\*\*</sup> *Delft Center for Systems and Control, TU Delft*

<sup>\*\*\*</sup> *Department of Cognitive Robotics, TU Delft*

**Abstract:** Nonlinear system identification is important with a wide range of applications. The typical approaches for nonlinear system identification include Volterra series models, nonlinear autoregressive with exogenous inputs models, block-structured models, state-space models and neural network models. Among them, neural networks (NN) is an important black-box method thanks to its universal approximation capability and less dependency on prior information. However, there are several challenges associated with NN. The first one lies in the design of a proper neural network structure. A relatively simple network cannot approximate the feature of the system, while a complex model may lead to overfitting. The second lies in the availability of data for some nonlinear systems. For some systems, it is difficult to collect enough data to train a neural network. This raises the challenge that how to train a neural network for system identification with a small dataset. In addition, if the uncertainty of the NN parameter could be obtained, it would be also beneficial for further analysis. In this paper, we propose a sparse Bayesian deep learning approach to address the above problems. Specifically, the Bayesian method can reinforce the regularization on neural networks by introducing introduced sparsity-inducing priors. The Bayesian method can also compute the uncertainty of the NN parameter. An efficient iterative re-weighted algorithm is presented in this paper. We also test the capacity of our method to identify the system on various ratios of the original dataset. The one-step-ahead prediction experiment on Cascaded Tank System shows the effectiveness of our method. Furthermore, we test our algorithm with more challenging simulation experiment on this benchmark, which also outperforms other methods.

*Keywords:* Nonlinear system identification, Deep neural network, Sparse Bayesian learning.

## 1. INTRODUCTION

Neural network (NN) is an important nonlinear system identification method. Its main advantages lie in two aspects. First of all, neural networks have the capability for universal approximation (Sontag, 1993; Hornik et al., 1989). They can approximate a nonlinear system, e.g. using Fully-Connected (FC) networks with several hidden layers for both static and dynamic nonlinear systems (Narendra and Parthasarathy, 1992, 1990); using recurrent neural networks for the dynamic identification and control of nonlinear systems (Jeen-Shing Wang and Yen-Ping Chen, 2006; Dinh et al., 2010). Secondly, as a black-box method, a neural network could be trained on observed data without any prior information about the system (Liu, 2012).

However, there are some challenges in using neural networks for nonlinear system identification. The first challenge is the design of an appropriate neural network struc-

ture. A system cannot be approximated with a simple structure, while a complex one may lead to overfitting due to the intrinsic connections. Therefore, the balance between complexity and model prediction accuracy of neural network should be considered. A second challenge lies in the availability of data. For some nonlinear systems, the collection of data is very difficult. In other words, a method that can train a neural network with small dataset is highly desired.

Given these problems, we notice that Bayesian system identification provides a probabilistic perspective in understanding and tackling these issues. Specifically, Bayesian approaches have the following advantages: 1) Overfitting could be alleviated by penalizing over model parameters (MacKay, 1995); 2) The uncertainty of the model could be quantified, which would be beneficial for analysis (Peterka, 1981); 3) Fewer tuning of hyper-parameters (MacKay, 1992; Hernández-Lobato and Adams, 2015); 4) Sparsity-inducing hyper-priors eliminates model redundancies (Pan et al., 2016; Jacobs et al., 2018; Pan, 2017). A range of Bayesian nonlinear identification solutions have been developed in the last decades. To name just a few examples, Pan et al. (2016, 2014); Pan (2017) proposed a sparse Bayesian approach for nonlinear state-

<sup>\*</sup> The work of Hongpeng Zhou is sponsored by the program of China Scholarships Council (No.201706120017). The authors are with the Faculty of Mechanical, Maritime and Materials Engineering, Delft University of Technology, 2628 CD Delft, The Netherlands. For correspondence: [wei.pan@tudelft.nl](mailto:wei.pan@tudelft.nl).

space systems. By combining Gaussian process regression, Bayesian nonparametric methods are developed for NARX modelling (Frigola and Rasmussen, 2013; Kocijan et al., 2005). It was also explored to identify biochemical reaction networks from single dataset (Pan et al., 2012) and heterogeneous datasets (Pan et al., 2015), respectively. And recently a cyber-physical system modelled by hybrid system can be automatically discovered from data (Yuan et al., 2019). Furthermore, the sparse Bayesian learning algorithms using automatic relevance determination (ARD) also have been applied for different applications, e.g. regression and classification (Bishop and Tipping, 2000; Tipping, 2001), signal denoising (Zhang et al., 2008), neural architecture search (Zhou et al., 2019) and pattern recognition (Mu and Yuen, 2017).

Inspired by the advantage of Bayesian method, we propose to address the challenges of neural network models from two aspects: a) the neural network could be modelled from Bayesian perspective; b) a sparse neural network could be obtained by applying a sparse Bayesian learning approach. Specifically, the objective is to maximize the posterior estimation of the weight matrices. To compute intractable marginal likelihood, we adopt the Laplace approximation method. The likelihood is assumed to be Gaussian distribution. The Gaussian priors for the weight matrices are incorporated to promote sparsity. Under these conditions, the Bayesian nonlinear system identification could be regarded as a type II maximum likelihood problem (Tipping, 2001). An re-weighted algorithm is proposed to estimate the system parameter and introduced hyper-parameter iteratively.

The proposed method could reduce the burden on network design for different applications. We could initialize a deep and complex network structure to guarantee the ability to approximate the nonlinear system. And a very sparse Bayesian neural network could be obtained in the end which will address the overfitting problem. At the same time, the relative sparse structure also reduces the requirement for huge data. Two experiments are implemented on Cascaded tank system (Schoukens et al., 2016) in this paper. The first one is the one-step ahead prediction experiment which shows the proposed approach could keep the prediction performance even with a small dataset. In addition, we also did the simulation experiment, which is more challenging. The simulation result further support that our method could learn the intrinsic feature of a system or process.

The paper is organized as follows. In Section 2, the general nonlinear system identification problem is formulated by using neural network. The nonlinear system identification problem is formulated from the perspective of the Bayesian theory in Section 3. In Section 4, the proposed sparse Bayesian approach is elaborated. Details about both the prediction and simulation experiments can be found in Section 5. In Section 6, we conclude and discuss several problems that we plan to study in the future.

## 2. PROBLEM FORMULATION

The objective of the neural network approach is to approximate the system input/output relations based on a finite dataset. Given a nonlinear system with collected regressor

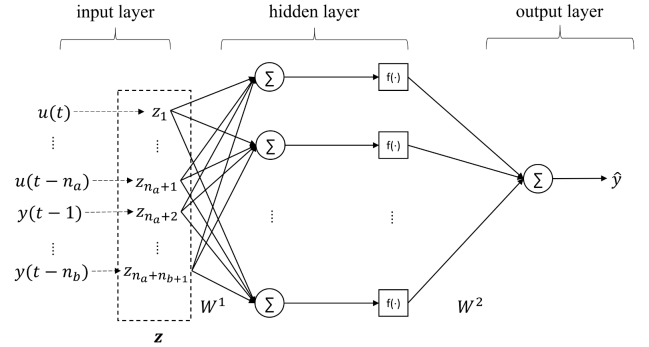


Fig. 1. A multi-layer perceptron with one hidden layer.

vector  $\mathbf{z}(t) = [u(t), u(t-1), \dots, u(t-n_a), y(t-1), \dots, y(t-n_b)] \in \mathbb{R}^{n_a+n_b+1}$ , where  $u(t), y(t)$  stands for the system input and output and  $n_a, n_b$  are two scalars to define the maximum lags. For simplicity, we assume both  $u(t)$  and  $y(t)$  be scalars, and the identification problem with a neural network could be formulated as building following mathematical model:

$$\hat{y}(t+1) = \text{Net}(\mathbf{z}(t), \mathcal{W}(t)) + \xi \quad (1)$$

where  $\xi$  is the noise with zero-mean normally distribution  $\xi \sim \mathcal{N}(0, \sigma^2)$ .  $\text{Net}(\cdot)$  represents the nonlinear mapping  $\mathbb{R}^{n_a+n_b} \rightarrow \mathbb{R}$ , which will be realized by the neural network.  $\mathcal{W}(t)$  denotes the weight matrices to be optimized in the neural network. If we suppose the neural network includes  $L$  layers,  $\mathcal{W}(t)$  could be denoted as  $\mathcal{W}(t) \triangleq [W(t)^1, W(t)^2, \dots, W(t)^L]$ . And  $W(t)^l \in \mathbb{R}^{n_{l-1} \times n_l}$  ( $l = 1, \dots, L$ ) stands for the weight matrix between layer  $l-1$  and layer  $l$ , where  $n_{l-1}$  and  $n_l$  are the number of neurons in these two layers.

There are many different typical structures for a neural network, e.g. Convolutional Neural Network, Recurrent Neural Network and Multi-Layer Perceptron (MLP). MLP is the most common architecture, which is a feed-forward network constructed by arranging perceptron-type neurons in different layers. In the following, we will take MLP as an example to explain how the neural network works for system identification. And Fig. 1 is a schematic representation of a MLP with a single hidden layer.

As a fully connected network, every neuron in MLP is connected to other neurons in the adjacent layers. As shown in Fig. 1,  $a_j^1$ , the output of the  $j$ -th neuron in the hidden layer, could be computed as:

$$h_j^1 = W^1 \mathbf{z} + b^1 = \sum_{i=1}^{n_a+n_b+1} (W_{ij}^1 z_i + b_j^1), \quad (2a)$$

$$a_j^1 = f(h_j^1) \quad (2b)$$

where  $\mathbf{z}$  is the input of the network;  $W_{ij}^1$  is the weighted scalar which determines the strength of the connection between the  $i$ -th neuron in the input layer and  $j$ -th neuron in the hidden layer.  $b$  is the bias. Eq. (2a) stands for the linear combination, which is computed as the sum of product between the weight matrix  $W^1$  and input vector  $\mathbf{z}$ . The nonlinear behaviour of the neural network model is decided by  $f(\cdot)$ , which is named as the nonlinear activation function. The common activation functions include the logistic sigmoid function  $a = \frac{1}{1+e^{-h}}$ , the hyperbolic

tangent function  $a = \frac{e^{2h}-1}{e^{2h}+1}$  and the point-wise rectified linear units  $a = \max(h, 0)$ .

By using the neural network for system identification, we need to find the optimal weight parameters for fitting the observations according to the criterion function, i.e. root mean square error (RMSE), i.e.  $\text{RMSE}(\hat{y}, y) =$

$\sqrt{\frac{1}{N} \sum_{t=1}^N (y(t) - \hat{y}(t))^2}$ , where  $\hat{y}$  is the predicted output and  $y$  is the true output. With the defined criterion function, the training for a neural network could be implemented with stochastic gradient descent (SGD). The predicted errors assessed by the criterion function will be back-propagated through the network. And both the weights and biases of the network will be updated iteratively during the training process. However, the conventional method for training a neural network cannot solve the overfitting problem. A sparser and simpler network is expected to approximate the non-linear system accurately to a sufficient extent. In the next section, this problem will be addressed from a Bayesian perspective.

### 3. A BAYESIAN FRAMEWORK FOR NONLINEAR SYSTEM IDENTIFICATION

Bayesian method offers a principal way to infer certain probability distributions for the unknown parameters  $W$ . In this section, we will explain the nonlinear system identification problem within a Bayesian framework. For easy notation,  $W$  in this section denotes  $W(t)^l$  which represents any 2-D weight matrix in a neural network and has been defined in Section 2.

#### 3.1 Bayesian Posterior Estimation

Given the measured data set  $\mathbf{y} = [y(1), \dots, y(N)]$ , the posterior distribution for parameters  $W$  could be denoted as:

$$p(W|\mathbf{y}) = \frac{p(\mathbf{y}|W)p(W)}{p(\mathbf{y})} \quad (3)$$

where  $p(\mathbf{y}|W)$  is the likelihood function and  $p(W)$  refers to the prior distribution for  $W$ ; the marginal likelihood  $p(\mathbf{y})$  could be calculated as  $p(\mathbf{y}) = \int p(\mathbf{y}|W)p(W)dW$ . It is obvious that to achieve the posterior distribution, we should calculate the items in both numerator and denominator in Eq. (3).

#### 3.2 Likelihood Function

We suppose the distribution of data likelihood belongs to a Normal distribution:

$$\begin{aligned} p(\mathbf{y}|W, \sigma^2) &= \prod_{t=1}^N \mathcal{N}(y(t)|\text{Net}(\mathbf{z}(t), W); \sigma^2) \\ &= (2\pi\sigma^2)^{-\frac{N}{2}} \exp\left(-\frac{1}{2\sigma^2} \sum_{t=1}^N (y(t) - \text{Net}(\mathbf{z}(t), W))^2\right) \end{aligned} \quad (4)$$

#### 3.3 Priors

As the likelihood given by Eq. (4) is a member of the exponential family, it is also better to define the prior as

an exponential distribution which satisfies the conjugacy requirement (Bishop, 2006). We define a Gaussian prior distribution  $p(W)$ , which could enforce sparsity on  $W$ :

$$p(W) = \prod_{i=1}^{n_{l-1}} \prod_{j=1}^{n_l} \mathcal{N}(W_{ij}|0, v_{ij})p(v_{ij}) \quad (5)$$

where  $v_{ij}$  is an unknown parameter which should also be inferred. Therefore, we introduce the hyper-prior  $p(v_{ij})$ , which should be a non-negative function. Considering gamma priors have the effect of promoting sparsity (Tipping, 2001), we choose gamma distribution as the hyper-prior, i.e.,  $p(v_{ij}) = \text{Gamma}(v_{ij}|a, b)$  (Berger, 2013). To make the prior flat,  $a$  and  $b$  is simply fixed to be zero (Tipping, 2001). If we define  $\mathbf{v} \triangleq [v_1, \dots, v_j, \dots, v_{n_l}] \in \mathbb{R}_+^{(n_{l-1} \times n_l)}$ , where  $v_j = [v_{1j}, \dots, v_{n_{l-1}j}]$ , a joint distribution  $W$  and  $\mathbf{v}$  could be formed as:

$$\begin{aligned} p(W, \mathbf{v}) &= \prod_{i=1}^{n_{l-1}} \prod_{j=1}^{n_l} \mathcal{N}(W_{ij}|0, v_{ij})p(v_{ij}) \\ &= \mathcal{N}(W|\mathbf{0}, \Upsilon)p(\mathbf{v}), \end{aligned} \quad (6)$$

where  $\Upsilon = \text{diag}[\mathbf{v}]$ .

#### 3.4 Marginal Likelihood

After introducing the  $\mathbf{v}$ , the key question is to select appropriate  $\hat{\mathbf{v}} = [\hat{v}_1, \dots, \hat{v}_{n_l}]$  to make  $p(W|\mathbf{y}, \hat{\mathbf{v}}, \sigma^2)$  be a close relaxation to the posterior distribution  $p(W|\mathbf{y})$ . If the parameter of the likelihood distribution  $\sigma$  is fixed, the optimal  $\hat{\mathbf{v}}$  could be decided by the principle of minimizing the misaligned probability:

$$\hat{\mathbf{v}} = \arg \min_{\mathbf{v} \geq \mathbf{0}} \int p(\mathbf{y}|W, \sigma^2) (|p(W) - p(W, \mathbf{v})|) dW \quad (7)$$

As  $p(W, \mathbf{v}) \leq p(W)$ , the solution for (7) can be converted as type-II maximum likelihood (Tipping, 2001):

$$\hat{\mathbf{v}} = \arg \max_{\mathbf{v} \geq \mathbf{0}} \int p(\mathbf{y}|W, \sigma^2) \mathcal{N}(W|\mathbf{0}, \Upsilon)p(\mathbf{v})dW \quad (8)$$

This also means that the optimal hyperparameters  $\hat{\mathbf{v}}$  can be computed by maximizing the marginal likelihood.

## 4. SPARSE BAYESIAN DEEP LEARNING

As elaborated in Section 3.4, the nonlinear system identification problem could be regarded as an optimization problem. In this section, we will propose the optimization procedures and derive an iterative algorithm.

#### 4.1 Optimization Problem Formulation

We formulate the optimization problem in proposition 1.

*Proposition 1.* With the likelihood in Eq. (4) and the sparse inducing prior in Eq. (6), the unknown parameter  $W^l$ , hyperparameter  $\mathbf{v}^l$  could be obtained by solving following approximated optimization problem:

$$\min_{W^l, \mathbf{v}^l, \sigma^2} \mathcal{L}(W^l, \mathbf{v}^l, \sigma^2)$$

with

$$\begin{aligned} &\mathcal{L}(W^l, \mathbf{v}^l, \sigma^2) \\ &= W^{l\top} [\mathbf{H}^l + \Upsilon^{l-1}] W^l + 2W^{l\top} [\mathbf{G}^l - \mathbf{H}^l W^{l*}] + \log |\Upsilon^l| \\ &+ \log |\mathbf{H}^l + \Upsilon^{l-1}| - N \log (2\pi\sigma^2) \cdot b^l - 2 \sum_{i=1}^{n_{l-1}} \sum_{j=1}^{n_l} \log p(v_{ij}^l) \end{aligned} \quad (9)$$

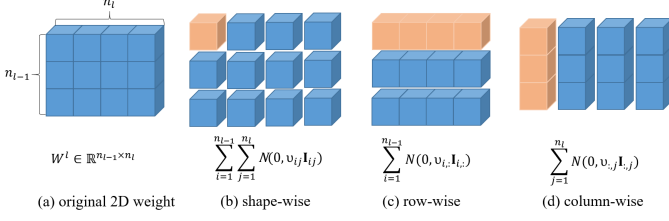


Fig. 2. Structural sparsity for 2-D weight matrices

where  $b^l \triangleq b(W^{l*}, \sigma^2)$  with:

$$\exp \left\{ -\frac{1}{2} W^{l* \top} \mathbf{H}^l W^{l*} + W^{l* \top} \mathbf{G}^l - \frac{1}{2\sigma^2} \sum_{t=1}^N (y(t) - \text{Net}(\mathbf{z}(t), W^*))^2 \right\}$$

for simplicity, we use  $\mathbf{H}^l$  and  $\mathbf{G}^l$  to denote  $\mathbf{G}(W^{l*}, \sigma^2)$  and  $\mathbf{H}(W^{l*}, \sigma^2)$  which are the gradient and Hessian of  $W^{l*}$ .

As analyzed in Section 3.4, the key question is to select optimal  $\hat{\mathbf{v}}$  and then update  $W$ . Therefore, if we first initialize  $\sigma^2$  to some reasonable value, the proposition 1 could be re-formulated as:

*Proposition 2.* With known  $\sigma^2$ , the optimization problem in Eq. (9) could be solved with a convex-concave procedure (CCCP):

$$\min_{W^l, \mathbf{v}^l} \mathcal{L}(W^l, \mathbf{v}^l)$$

with the cost function: with

$$\begin{aligned} \mathcal{L}(W^l, \mathbf{v}^l) \triangleq & W^{l \top} \mathbf{H}^l W^l + 2W^{l \top} [\mathbf{G}^l - \mathbf{H}^l W^{l*}] \\ & + W^{l \top} \Upsilon^{l-1} W^l + \log |\Upsilon^l| + \log |\mathbf{H}^l + \Upsilon^{l-1}| \end{aligned} \quad (10)$$

With proposition 2, we also give the analytic form for  $\mathbf{v}^l$  and  $W^l$  based on the chain rule and basic principle for convex analysis. We give the iterative analytic form directly as Eq. (11)-Eq. (14).

$$C^l(t) = \left( \Upsilon^l(t)^{-1} + \mathbf{H}(W^{l*}, \sigma^{2*}) \right)^{-1} \quad (11)$$

$$\alpha_{ij}^l(t) = -\frac{\mathbf{C}_{ij}^l(t)}{v_{ij}^l(t)^2} + \frac{1}{v_{ij}^l(t)} \quad (12)$$

$$v_{ij}^l(t+1) = \frac{|W_{ij}^l(t+1)|}{\omega_{ij}^l(t)} \quad (13)$$

where  $C$  and  $\alpha(t)$  are the introduced intermediate variables;  $\omega_{ij}$  is assumed as  $\omega_{ij} \triangleq \sqrt{\alpha_{ij}}$ . For  $W^l$ , it could be updated according to:

$$\begin{aligned} W^l(t+1) = & \arg \min_{W^l} W^{l \top} \mathbf{H}^l W^l + 2W^{l \top} (\mathbf{G}^l - \mathbf{H}^l W^{l*}) \\ & + 2 \sum_{i=1}^{n_{l-1}} \sum_{j=1}^{n_l} \|\omega_{ij}^l(t) \cdot W_{ij}^l\|_{\ell_1} \\ \approx & \arg \min_{W^l} E(\cdot) + R(\omega^l(t) \circ W^l(t)) \end{aligned} \quad (14)$$

where  $R(\cdot)$  stands for the regularization item.

#### 4.2 Algorithm

By introducing the Bayesian framework, we propose a sparse Bayesian deep learning algorithm. The pseudo-code is summarized in Algorithm 1.

The algorithm is consisting of three parts. The first part is a reweighted optimization, where  $E(\cdot)$  is usually known as the loss function in a neural network as mean square

---

#### Algorithm 1 Sparse Bayesian Deep learning algorithm

---

**Initialize:** hyper-parameters  $\omega^l(0), \Upsilon^l(0) = 1$ ; regularization tuning parameter  $\lambda^l \in \mathbb{R}^+$ ; threshold for NN pruning  $\kappa_v, \kappa_w \in \mathbb{R}^+$ ; where  $l = 1, \dots, L$ ;

**for**  $t = 1$  to  $T_{\max}$

(1) Maximum likelihood with regularization:

$$\min_W E(\cdot) + \sum_{l=1}^L \lambda^l R(\omega^l(t) \circ W^l(t)) \quad (15)$$

(2) Update hyper-parameters  $\Upsilon(t)^l, \alpha(t)^l, \omega(t)^l, \forall l = 1, \dots, L$ , as Table 1.

(3) Dynamic pruning:

**if**  $v_{ij}(t) < \kappa_v$  or  $|W_{ij}(t)| < \kappa_w$  **then**  
**prune**  $W_{ij}(t)$   
**end if**

**end for**

---

error (MSE) and root mean square error (RMSE).  $R(\cdot)$  stands for the regularization item. Its analytical form is in Table.  $\lambda$  is a tradeoff parameter which denotes the regularization tuning parameter for  $R(\cdot)$ . And  $W$  will be updated in this part. The second part is to update the hyper-parameters, including  $\Upsilon$ ,  $\alpha$  and  $\omega$ . They will be updated each iteration with  $T_{\max}$  being the index of maximal iteration. The detailed update strategy can be found in Table 1. The detailed update strategy can be found in Appendix C and Table 1. The third part is for pruning. Unimportant neurons will be identified and removed from the original neural network. In this paper, we propose a dynamic pruning strategy which considers both the uncertainty and the magnitude of the identified parameter. Two threshold values  $\kappa_v$  and  $\kappa_w$  are defined in the beginning. The connections with  $v_{ij}$  smaller than  $\kappa_v$  or  $|W_{ij}|$  smaller than  $\kappa_w$  will be removed in each iteration. Besides, in order to promote the structured sparsity (Wen et al., 2016) for neural network, we also propose some examples of structured sparsity as shown in Fig. 2. The corresponding regularization items and hyperparameter update method are shown in Table 1(b)-(c).

## 5. EXPERIMENT

We design FC networks with diverse settings for the number of hidden layers and hidden neurons for different benchmarks. The dataset for training is also selected with different ratios of original dataset. In this section, one-step ahead prediction experiment and simulation experiment were implemented on Cascaded Tanks System (2016)(Schoukens et al., 2016). The high-quality and well-described datasets are provided in <http://www.nonlinearbenchmark.org/index.html>.

*Benchmark description* The cascaded tanks system is a liquid level control system. Its mathematical model can be constructed as:

$$\begin{aligned} \dot{x}_1(t) &= -k_1 \sqrt{x_1(t)} + k_4 u(t) + w_1(t), \\ \dot{x}_2(t) &= k_2 \sqrt{x_1(t)} - k_3 \sqrt{x_2(t)} + w_2(t), \\ y(t) &= x_2(t) + e(t) \end{aligned} \quad (16)$$

where  $u(t)$  is the input pump voltage,  $y(t)$  is the output which measures the liquid level,  $x_1(t)$  and  $x_2(t)$  are the states of the system,  $w_1(t)$ ,  $w_2(t)$  and  $e(t)$  are the noise and  $k_1, k_2, k_3$ , and  $k_4$  are the constants which is decided by the

Table 1. Hyper-parameter update rule in Algorithm1

Category	Sparse prior	$R^l(\omega \circ W)$	$\omega^l$	$\Upsilon^l$
(a) Shape-wise	$\prod_i \prod_j \mathcal{N}(\mathbf{0}, \Upsilon_{i,j} \mathbf{I}_{i,j})$	$\sum_{i=1}^i \sum_{j=1}^j \ \omega_{i,j}^l(t) \circ W_{i,j}^l(t)\ _{\ell_1}$	$\omega_o^l(t) = \sqrt{\sum_i \sum_j  \alpha_{i,j}^l(t) }$ $\omega_{i,j}^l(t) = \omega_o^l(t) \cdot \mathbf{I}_{i,j}^l$	$\Upsilon_o^l(t) = \frac{\ W_{i,j}^l(t)\ _2}{\omega_{i,j}^l(t-1)}$ $\Upsilon_{i,j}^l(t) = \Upsilon_o^l(t) \cdot \mathbf{I}_{i,j}^l$
(b) Row-wise	$\prod_i \mathcal{N}(\mathbf{0}, \Upsilon_{i,:} \mathbf{I}_{i,:})$	$\sum_{i=1}^i \ \omega_{i,:}^l(t) \circ W_{i,:}^l(t)\ _{\ell_1}$	$\omega_o^l(t) = \sqrt{\sum_i  \alpha_{i,:}^l(t) }$ $\omega_{i,:}^l(t) = \omega_o^l(t) \cdot \mathbf{I}_{i,:}^l$	$\Upsilon_o^l(t) = \frac{\ W_{i,:}^l(t)\ _2}{\omega_{i,:}^l(t-1)}$ $\Upsilon_{i,:}^l = \Upsilon_o^l(t) \cdot \mathbf{I}_{i,:}^l$
(c) Column-wise	$\prod_j \mathcal{N}(\mathbf{0}, \Upsilon_{:,j} \mathbf{I}_{:,j})$	$\sum_{j=1}^j \ \omega_{:,j}^l(t) \circ W_{:,j}^l(t)\ _{\ell_1}$	$\omega_o^l(t) = \sqrt{\sum_j  \alpha_{:,j}^l(t) }$ $\omega_{:,j}^l(t) = \omega_o^l(t) \cdot \mathbf{I}_{:,j}^l$	$\Upsilon_o^l(t) = \frac{\ W_{:,j}^l(t)\ _2}{\omega_{:,j}^l(t-1)}$ $\Upsilon_{:,j}^l(t) = \Upsilon_o^l(t) \cdot \mathbf{I}_{:,j}^l$

system properties. In the benchmark provided by <http://www.nonlinearbenchmark.org/index.html>, both training data and test data include 1024 samples. The root of mean square error between predicted output  $\hat{y}$  and true output  $y$  is selected as the evaluation criterion:

$$E(\cdot) \triangleq RMSE(\hat{y}, y) = \sqrt{\frac{1}{1024} \sum_{i=1}^{1024} (y_i - \hat{y}_i)^2} \quad (17)$$

*One-step ahead prediction* A Fully Connected network is initialized to be with two hidden layers and 100 neurons in each layer. The data lags for both input and output are set as 5. We apply row-wise (Fig. 2(c)) and column-wise (Fig. 2(d)) regularization with different  $\lambda$  to the weight matrices. Experiments are implemented with different ratios of the original training dataset. The ratio is selected in the scope [5%, 10%, 20%, 30%, 40%, 50%, 60%, 70%, 80%, 90%, 100%]. As a comparison, we also experimented without applying regularization with the same network structure. Each experiment with a different setting was repeatedly implemented 50 times in total.

The result is shown in Fig. 3, where the smallest and mean prediction errors with a different dataset of four approaches are plotted in different colours (i.e. our method with Bayesian method, neural network with conventional group regularization, neural network with conventional regularization, only neural network without regularization). From the result, we observe some interesting phenomenon. First of all, all curves show a similar and reasonable trend that the prediction error became smaller with more provided training data. Secondly, it is obvious that compared to the experiment without regularization, our method could obtain a smaller prediction error with different ratio of original dataset. In the experiments with conventional group regularization, we also applied row-wise (Fig. 2(c)) and column-wise (Fig. 2(d)) regularization with different  $\lambda$  to the weight matrices. Our method could also achieve comparable result in terms of best and mean prediction error. The result shows the proposed method has the capacity to approximate the cascaded tanks system.

Besides, as shown in the blue curve, the prediction error shows a convergence trend. And the optimal prediction error is 0.0472 with only 70% dataset. We argue that there exists a balance between the number of samples and model accuracy. On one hand, if the provided data is

too less (e.g. less than 50%), we cannot obtain an optimal model no matter whether we introduce the regularization. On the other hand, the result shows that it is possible to obtain the optimal model with a reduced training dataset. On the whole, this result shows that our method can keep good performance even without enough data. Last but not least, the sparsity of weight matrices also changes over iterations. And compared with conventional group regularization method, our method could achieve a relative sparser model especially when the training data is more than 60%. For example, with 80% training data, the sparsity of the model with our method and conventional group regularization method is 2.5% and 10.98%. A more direct comparison of the model sparsity for the proposed method and conventional group regularization method, refer to Table. 2.

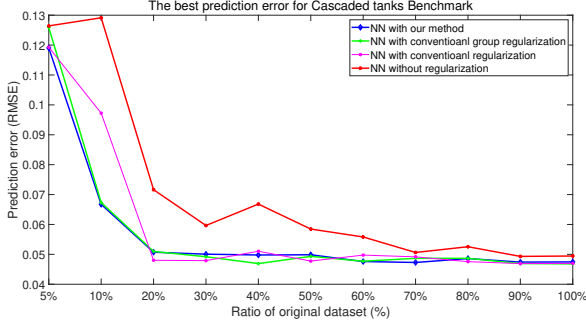
*Simulation prediction* Now we consider the more challenging task for simulation. With the same evaluation criterion as Eq. (17), a FC network with three hidden layers and 10 neurons in each layer is initialized. The data lags for both input and output are set as 19. We apply shape-wise (Fig. 2(b)), row-wise (Fig. 2(c)), column-wise (Fig. 2(d)) regularization with different  $\lambda$  to the weight matrices. With the experiment setting, the best simulation error of our method is 0.344. The output is shown in Fig. 4, where the bold blue and red curves stand for the simulation output and ground truth respectively. For comparison, we also did the experiment without applying regularization on weight matrices with the same network structure. This experiment was repeatedly implemented with different initialization for 20 times in total. Finally, the simulation errors with mean value as 2.0634 and standard deviation as 1.6375 for these 20 repeated experiments were received. We showed ten of them in Fig. 4 and the output with the smallest simulation error (0.777) was plotted with bold green line. It is obvious that our proposed method has better capacity to approximate the cascaded tanks system. We also make a comparison with other approaches as shown in Table. 3, which shows that our method could achieve a comparable result.

## 6. CONCLUSION

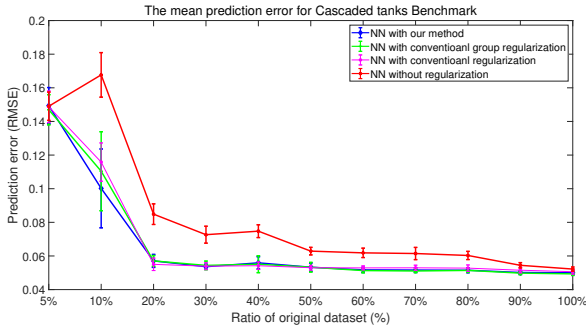
This paper proposes a sparse Bayesian deep learning approach for nonlinear system identification. By promoting sparsity in the neural network model, the proposed method could overcome the overfitting problem. It was also proved that this method could achieve similar prediction accuracy

Table 2. Comparison of model sparsity on Cascaded tanks Benchmark

Ratio	5%	10%	20%	30%	40%	50%	60%	70%	80%	90%	100%
NN with conventioanl group regularization	46.36%	3.27%	2.23%	2.78%	1.94%	3.04%	3.91%	3.18%	10.98%	51.26%	9.78%
Our method with Bayesian framework	61.52%	2.01%	2.95%	3.42%	2.14%	2.71%	2.79%	2.30%	2.50%	9.79%	2.23%



(a) best prediction error



(b) mean prediction error

Fig. 3. The predicted result with different ration of original dataset for cascaded tanks system. The comparison of four approaches is shown (i.e. our method with Bayesian method, neural network with conventional group regularization, neural network with conventional regularization, only neural network without regularization) Subfigure.(a) shows the best prediction error and Subfigure.(b) shows the mean prediction error with vertical error bar at each data point. In both subfigures, the red curve represents the result of our method, the green curve is the result of conventional group regularization method and and blue curve stands for the result of neural network without regularization. 11 data points in each curve correspond to the best prediction error with 11 diverse ratios from 5% to 100%.

to standard identification techniques with a small dataset. For the simulation, we also could achieve competitive result, which supports that our method could approximate the intrinsic feature of a system.

## REFERENCES

Berger, J.O. (2013). *Statistical decision theory and Bayesian analysis*. Springer Science & Business Media.  
 Bishop, C.M. (2006). *Pattern recognition and machine learning*. springer.  
 Bishop, C.M. and Tipping, M.E. (2000). Variational relevance vector machines. In *Proceedings of the Sixteenth*

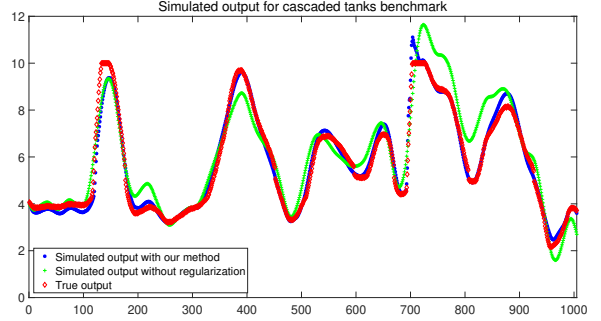


Fig. 4. A snapshot of simulated output for cascaded tanks system.

Table 3. Comparison on simulation error on Cascaded tanks Benchmark

Method	RMSE
NOMAD algorithm (Brunot et al., 2017)	0.376
PWARX model (Mattsson et al., 2018)	0.350
Volt.FB (Schoukens and Scheiwe, 2016)	0.397
Poly.FB (Schoukens and Scheiwe, 2016)	0.487
LTI (Schoukens and Scheiwe, 2016)	0.588
DNN without regularization	<b>0.777</b>
Our Method with regularization	<b>0.344</b>

*conference on Uncertainty in artificial intelligence*, 46–53. Morgan Kaufmann Publishers Inc.  
 Botev, A., Ritter, H., and Barber, D. (2017). Practical gauss-newton optimisation for deep learning. In *Proceedings of the 34th International Conference on Machine Learning-Volume 70*, 557–565. JMLR. org.  
 Boyd, S. and Vandenberghe, L. (2004). *Convex optimisation*. Cambridge university press.  
 Brunot, M., Janot, A., and Carrillo, F.J. (2017). Continuous-time nonlinear systems identification with output error method based on derivative-free optimisation. In *IFAC World Congress 2017*. Toulouse, FR. URL <http://oatao.univ-toulouse.fr/17993/>.  
 Dinh, H., Bhasin, S., and Dixon, W.E. (2010). Dynamic neural network-based robust identification and control of a class of nonlinear systems. In *49th IEEE Conference on Decision and Control (CDC)*, 5536–5541. IEEE.  
 Frigola, R. and Rasmussen, C.E. (2013). Automated Bayesian system identification with NARX models. *CoRR*, abs/1303.2912. URL <http://arxiv.org/abs/1303.2912>.  
 Hernández-Lobato, J.M. and Adams, R. (2015). Probabilistic backpropagation for scalable learning of Bayesian neural networks. In *International Conference on Machine Learning*, 1861–1869.  
 Hornik, K., Stinchcombe, M., and White, H. (1989). Multi-layer feedforward networks are universal approximators. *Neural networks*, 2(5), 359–366.  
 Jacobs, W.R., Baldacchino, T., Dodd, T., and Anderson, S.R. (2018). Sparse Bayesian nonlinear system identi-

- fication using variational inference. *IEEE Transactions on Automatic Control*, 63(12), 4172–4187.
- Jeen-Shing Wang and Yen-Ping Chen (2006). A fully automated recurrent neural network for unknown dynamic system identification and control. *IEEE Transactions on Circuits and Systems I: Regular Papers*, 53(6), 1363–1372.
- Kocijan, J., Girard, A., Banko, B., and Murray-Smith, R. (2005). Dynamic systems identification with gaussian processes. *Mathematical and Computer Modelling of Dynamical Systems*, 11(4), 411–424.
- Liu, G.P. (2012). *Nonlinear identification and control: a neural network approach*. Springer Science & Business Media.
- MacKay, D.J. (1992). Bayesian interpolation. *Neural computation*, 4(3), 415–447.
- MacKay, D.J. (1995). Probable networks and plausible predictions: a review of practical Bayesian methods for supervised neural networks. *Network: computation in neural systems*, 6(3), 469–505.
- Mattsson, P., Zachariah, D., and Stoica, P. (2018). Identification of cascade water tanks using a pwarx model. *Mechanical Systems and Signal Processing*, 106, 40 – 48.
- Mu, H.Q. and Yuen, K.V. (2017). Novel sparse Bayesian learning and its application to ground motion pattern recognition. *Journal of Computing in Civil Engineering*, 31.
- Narendra, K.S. and Parthasarathy, K. (1990). Identification and control of dynamical systems using neural networks. *IEEE Transactions on neural networks*, 1(1), 4–27.
- Narendra, K.S. and Parthasarathy, K. (1992). Neural networks and dynamical systems. *International Journal of Approximate Reasoning*, 6(2), 109–131.
- Pan, W. (2017). Bayesian learning for nonlinear system identification.
- Pan, W., Sootla, A., and Stan, G.B. (2014). Distributed reconstruction of nonlinear networks: An admm approach. *IFAC Proceedings Volumes*, 47(3), 3208–3213.
- Pan, W., Yuan, Y., Gonçalves, J., and Stan, G.B. (2012). Reconstruction of arbitrary biochemical reaction networks: A compressive sensing approach. In *2012 IEEE 51st IEEE Conference on Decision and Control (CDC)*, 2334–2339. IEEE.
- Pan, W., Yuan, Y., Gonçalves, J., and Stan, G.B. (2016). A sparse Bayesian approach to the identification of nonlinear state-space systems. *IEEE Transactions on Automatic Control*, 61(1), 182–187.
- Pan, W., Yuan, Y., Ljung, L., Gonçalves, J., and Stan, G.B. (2015). Identifying biochemical reaction networks from heterogeneous datasets. In *2015 54th IEEE Conference on Decision and Control (CDC)*, 2525–2530. IEEE.
- Peterka, V. (1981). Bayesian system identification. *Automatica*, 17(1), 41–53.
- Schoukens, M., Mattsson, P., Wigren, T., and Nol, J. (2016). Cascaded tanks benchmark combining soft and hard nonlinearities. In *Workshop on Nonlinear System Identification Benchmarks: April 25-27, 2016, Brussels, Belgium*.
- Schoukens, M. and Scheiwe, F.G. (2016). Modeling nonlinear systems using a volterra feedback model. In *Workshop on Nonlinear System Identification Benchmarks*.
- Sontag, E.D. (1993). Some topics in neural networks and control.
- Tipping, M.E. (2001). Sparse Bayesian learning and the relevance vector machine. *Journal of machine learning research*, 1(Jun), 211–244.
- Wen, W., Wu, C., Wang, Y., Chen, Y., and Li, H. (2016). Learning structured sparsity in deep neural networks. In *Advances in neural information processing systems*, 2074–2082.
- Yuan, Y., Tang, X., Zhou, W., Pan, W., Li, X., Zhang, H.T., Ding, H., and Goncalves, J. (2019). Data driven discovery of cyber physical systems. *Nature communications*, 10(1), 1–9.
- Zhang, G.M., Harvey, D.M., and Braden, D.R. (2008). Signal denoising and ultrasonic flaw detection via over-complete and sparse representations. *The Journal of the Acoustical Society of America*, 124 5, 2963–72.
- Zhou, H., Yang, M., Wang, J., and Pan, W. (2019). Bayesnas: A Bayesian approach for neural architecture search. *International conference on machine learning*.

Appendix A. PROOF FOR PROPOSITION 1

**Proof.** Given the likelihood with Gaussian distribution

$$p(\mathbf{y}|W^l, \sigma^2) = (2\pi\sigma^2)^{\frac{N}{2}} \exp\left(-\frac{1}{2\sigma^2} \sum_{t=1}^N (y(t) - \text{Net}(\mathbf{z}(t), \mathcal{W}))^2\right)$$

as in (4) and sparse prior with super Gaussian distribution

$$p(W^l, \Upsilon^l) = \prod_{i=1}^{n_{l-1}} \prod_{j=1}^{n_l} \mathcal{N}(W^l_{ij}|0, v_{ij}^l) p(v_{ij}^l) = \mathcal{N}(W^l|\mathbf{0}, \Upsilon^l) p(\Upsilon^l)$$

as in (6), we go straightly into the marginal likelihood:

$$\begin{aligned} p(\mathbf{y}) &= \int p(\mathbf{y}|W^l) p(W^l) dW^l \\ &= \int p(\mathbf{y}|W^l, \sigma^2) \mathcal{N}(W^l|\mathbf{0}, \Upsilon^l) \prod_{i=1}^{n_{l-1}} \prod_{j=1}^{n_l} p(v_{ij}^l) dW^l \\ &= (2\pi\sigma^2)^{\frac{N}{2}} \int \exp\left\{-\frac{1}{2\sigma^2} \sum_{t=1}^N (y(t) - \text{Net}(\mathbf{z}(t), \mathcal{W}))^2\right\} \mathcal{N}(W^l|\mathbf{0}, \Upsilon^l) \prod_{i=1}^{n_{l-1}} \prod_{j=1}^{n_l} p(v_{ij}^l) dW^l \end{aligned} \quad (\text{A.1})$$

To compute the intractable integral in Eq. (A.1), we adopt the Laplace approximation method. For easy notation, we use  $E(W, \sigma^2)$  to denote  $\frac{1}{2\sigma^2} \sum_{t=1}^N (y(t) - \text{Net}(\mathbf{z}(t), \mathcal{W}))^2$ . It is worth noting that  $E(\cdot)$  is usually known as the loss function in a neural network. Suppose  $\sigma^2$  is known and  $E(W, \sigma^2)$  could be expanded around some point  $W^{l*}$  according to Talyor series expansion:

$$E(W^l, \sigma^2) \approx E(W^{l*}, \sigma^2) + (W^l - W^{l*})^\top \mathbf{G}(W^{l*}, \sigma^2) + \frac{1}{2} (W^l - W^{l*})^\top \mathbf{H}(W^{l*}, \sigma^2) (W^l - W^{l*}) \quad (\text{A.2})$$

where  $\mathbf{G}(\cdot)$  is the gradient and  $\mathbf{H}(\cdot)$  is the Hessian of  $E(\cdot)$  to  $W^{l*}$ . Specifically, according to the principle of backward propagation and chain rule, the iterative analytical form of  $\mathbf{G}(\cdot)$  for a specific weight matrix  $W^l$ , could be given as follows:

$$\begin{aligned} \mathbf{G}(W^l) &= \frac{\partial E(\cdot)}{\partial W^l} = \frac{\partial E(\cdot)}{\partial a^l} \circ \frac{\partial a^l}{\partial h^l} \frac{\partial h^l}{\partial W^l} = \frac{\partial E(\cdot)}{\partial a^l} \circ f'(h^l) a^{l-1\top} \\ \frac{\partial E(\cdot)}{\partial a^l} &= \frac{\partial E(\cdot)}{\partial a^{l+1}} \circ \frac{\partial a^{l+1}}{\partial h^{l+1}} \frac{\partial h^{l+1}}{\partial W^{l+1}} = \frac{\partial E(\cdot)}{\partial a^{l+1}} \circ f'(h^{l+1}) W^{l+1\top} \end{aligned} \quad (\text{A.3})$$

For Hessian, a recursive method is proposed in Botev et al. (2017) to compute  $\mathbf{H}(\cdot)$  for a FC layer:

$$\begin{aligned} \mathbf{H}(W^l) &= a^{l-1} \cdot (a^{l-1})^\top \otimes H^l, \quad H^l = B^l W^{l+1\top} H^{l+1} W^{l+1} B^l + D^l, \\ B^l &= \text{diag}(f'(h^l)), \quad D^l = \text{diag}(f''(h^l) \frac{\partial E(\cdot)}{\partial a^l}) \end{aligned} \quad (\text{A.4})$$

where  $\otimes$  stands for Kronecker product;  $H^l$  denotes the pre-activation Hessian which needs to be computed recursively for each layer. To derive the cost function in (9), we introduce the posterior mean and covariance

$$\mu_{W^l} = \Sigma_{W^l} \cdot \left[ \mathbf{G}(W^{l*}, \sigma^2) + \mathbf{H}(W^{l*}, \sigma^2) W^{l*} \right], \quad (\text{A.5a})$$

$$\Sigma_{W^l} = \left[ \mathbf{H}(W^{l*}, \sigma^2) + \Upsilon^{l-1} \right]^{-1}. \quad (\text{A.5b})$$

According to Eq. (A.2), the likelihood  $p(\mathbf{y}|W^l, \sigma^2)$  could be approximated as:

$$\begin{aligned} &p(\mathbf{y}|W^l, \sigma^2) \\ &= (2\pi\sigma^2)^{\frac{N}{2}} \cdot \exp\left\{-\frac{1}{2\sigma^2} \sum_{t=1}^N (y(t) - \text{Net}(\mathbf{z}(t), \mathcal{W}))^2\right\} \\ &\approx (2\pi\sigma^2)^{\frac{N}{2}} \cdot \exp\left\{-\left(\frac{1}{2} (W^l - W^{l*})^\top \mathbf{H}(W^{l*}, \sigma^2) (W^l - W^{l*}) + (W^l - W^{l*})^\top \mathbf{G}(W^{l*}, \sigma^2) + E(W^{l*}, \sigma^2)\right)\right\} \\ &= (2\pi\sigma^2)^{\frac{N}{2}} \cdot \exp\left\{-\left(\frac{1}{2} W^{l\top} \mathbf{H}(W^{l*}, \sigma^2) W^l + W^{l\top} \left[\mathbf{G}(W^{l*}, \sigma^2) - \mathbf{H}(W^{l*}, \sigma^2) W^{l*}\right]\right)\right\} \\ &\quad \cdot \exp\left\{-\left(\frac{1}{2} W^{l* \top} \mathbf{H}(W^{l*}, \sigma^2) W^{l*} - W^{l* \top} \mathbf{G}(W^{l*}, \sigma^2) + E(W^{l*}, \sigma^2)\right)\right\} \\ &= (2\pi\sigma^2)^{\frac{N}{2}} \cdot b(W^{l*}, \sigma^2) \cdot \exp\left\{-\left(\frac{1}{2} W^{l\top} \mathbf{H}(W^{l*}, \sigma^2) W^l + W^{l\top} \hat{\mathbf{G}}(W^{l*}, \sigma^2)\right)\right\} \end{aligned} \quad (\text{A.6})$$



where

$$\begin{aligned} b(W^{l*}, \sigma^2) &\triangleq \exp \left\{ - \left( \frac{1}{2} W^{l* \top} \mathbf{H}(W^{l*}, \sigma^2) W^{l*} - W^{l* \top} \mathbf{G}(W^{l*}, \sigma^2) + E(W^*, \sigma^2) \right) \right\} \\ \hat{\mathbf{G}}(W^{l*}, \sigma^2) &\triangleq \mathbf{G}(W^{l*}, \sigma^2) - \mathbf{H}(W^{l*}, \sigma^2) W^{l*}. \end{aligned}$$

We can write the approximate marginal likelihood as

$$\begin{aligned} &\int p(\mathbf{y}|W^l, \sigma^2) \mathcal{N}(W^l | \mathbf{0}, \Upsilon^l) \prod_{i=1}^{n_{l-1}} \prod_{j=1}^{n_l} p(v_{ij}^l) dW^l \\ &= (2\pi\sigma^2)^{\frac{N}{2}} \cdot b(W^{l*}, \sigma^2) \cdot \int \exp \left\{ - \left( \frac{1}{2} W^{l \top} \mathbf{H}(W^{l*}, \sigma^2) W^l + W^{l \top} \hat{\mathbf{G}}(W^{l*}, \sigma^2) \right) \right\} \mathcal{N}(W^l | \mathbf{0}, \Upsilon^l) \prod_{i=1}^{n_{l-1}} \prod_{j=1}^{n_l} p(v_{ij}^l) dW^l \\ &= \frac{(2\pi\sigma^2)^{\frac{N}{2}} \cdot b(W^{l*}, \sigma^2)}{(2\pi)^{(n_l \times n_{l-1})/2} |\Upsilon^l|^{1/2}} \int \exp\{-\hat{E}(W^l, \sigma^2)\} dW^l \prod_{i=1}^{n_{l-1}} \prod_{j=1}^{n_l} p(v_{ij}^l), \end{aligned} \tag{A.7}$$

where

$$\hat{E}(W^l) = \frac{1}{2} W^{l \top} \mathbf{H}(W^{l*}, \sigma^2) W^l + W^{l \top} \hat{\mathbf{G}}(W^{l*}, \sigma^2) + \frac{1}{2} W^{l \top} \Upsilon^{l-1} W^l. \tag{A.8}$$

Equivalently, we get

$$\hat{E}(W^l) = \frac{1}{2} (W^l - \mu_{W^l})^\top \Sigma_{W^l}^{-1} (W^l - \mu_{W^l}) + \hat{E}(\mathbf{y}), \tag{A.9}$$

where the data-dependent term can be re-expressed as

$$\begin{aligned} \hat{E}(\mathbf{y}) &= \frac{1}{2} \mu^\top \mathbf{H}(W^{l*}, \sigma^2) \mu + \mu^\top \mathbf{G}(W^{l*}, \sigma^2) + \frac{1}{2} \mu^\top \Upsilon^{l-1} \mu \\ &= \min_{W^l} \left[ \frac{1}{2} W^{l \top} \mathbf{H}(W^{l*}, \sigma^2) W^l + W^{l \top} \hat{\mathbf{G}}(W^{l*}, \sigma^2) + \frac{1}{2} W^{l \top} \Upsilon^{l-1} W^l \right] \\ &= \min_{W^l} \left[ \frac{1}{2} W^{l \top} \mathbf{H}(W^{l*}, \sigma^2) W^l + W^{l \top} \left( \mathbf{G}(W^{l*}, \sigma^2) - \mathbf{H}(W^{l*}, \sigma^2) W^{l*} \right) + \frac{1}{2} W^{l \top} \Upsilon^{l-1} W^l \right]. \end{aligned} \tag{A.10}$$

Using (A.9), we can evaluate the integral in (A.7) to obtain

$$\int \exp \left\{ -\hat{E}(W^l) \right\} dW^l = \exp \left\{ -\hat{E}(\mathbf{y}) \right\} (2\pi)^{n_l \times n_{l-1}} |\Sigma_{W^l}|^{1/2}. \tag{A.11}$$

Applying a  $-2 \log(\cdot)$  transformation to (A.7), we have

$$\begin{aligned} &-2 \log \left[ \frac{(2\pi\sigma^2)^{\frac{N}{2}} \cdot b(W^{l*}, \sigma^2)}{(2\pi)^{n_l \times n_{l-1}/2} |\Upsilon^l|^{1/2}} \int \exp\{-\hat{E}(W^l)\} dW^l \prod_{i=1}^{n_{l-1}} \prod_{j=1}^{n_l} p(v_{ij}^l) \right] \\ &\propto -2 \log (2\pi\sigma^2)^{\frac{N}{2}} \cdot b(W^{l*}, \sigma^2) + \hat{E}(\mathbf{y}) + \log |\Upsilon^l| + \log |\mathbf{H}(W^{l*}, \sigma^2) + \Upsilon^{l-1}| - 2 \sum_{i=1}^{n_{l-1}} \sum_{j=1}^{n_l} \log p(v_{ij}^l) \\ &\propto W^{l \top} \mathbf{H}(W^{l*}, \sigma^2) W^l + 2W^{l \top} \hat{\mathbf{G}}(W^{l*}, \sigma^2) + W^{l \top} \Upsilon^{l-1} W^l + \log |\Upsilon^l| + \log |\mathbf{H}(W^{l*}, \sigma^2) + \Upsilon^{l-1}| \\ &\quad - 2 \log (2\pi\sigma^2)^{\frac{N}{2}} \cdot b(W^{l*}, \sigma^2) - 2 \sum_{i=1}^{n_{l-1}} \sum_{j=1}^{n_l} \log p(v_{ij}^l). \end{aligned} \tag{A.12}$$

Therefore we get the following cost function to be minimized in Eq (9) over  $W^l, \Upsilon^l, \sigma^2$ :

$$\begin{aligned} \mathcal{L}(W^l, \Upsilon^l, \sigma^2) &= W^{l \top} \mathbf{H}(W^{l*}, \sigma^2) W^l + 2W^{l \top} \left[ \mathbf{G}(W^{l*}, \sigma^2) - \mathbf{H}(W^{l*}, \sigma^2) W^{l*} \right] + W^{l \top} \Upsilon^{l-1} W^l \\ &\quad + \log |\Upsilon^l| + \log |\mathbf{H}(W^{l*}, \sigma^2) + \Upsilon^{l-1}| - N \log (2\pi\sigma^2) \cdot b(W^{l*}, \sigma^2) - 2 \sum_{i=1}^{n_{l-1}} \sum_{j=1}^{n_l} \log p(v_{ij}^l). \end{aligned}$$

## Appendix B. PROOF FOR PROPOSITION 2

**Proof.** It can be easily found that Eq (10) is consist of two parts, i.e. convex part in  $W^l, \Upsilon^l$  and concave part in  $\Upsilon^l$ . For the first part, we define the function:

$$\begin{aligned} u(W^l, \Upsilon^l) &= W^{l \top} \mathbf{H}^l W + 2W^{l \top} \left[ \mathbf{G}^l - \mathbf{H}^l W^{l*} \right] + W^\top \Upsilon^{l-1} W^l \\ &\propto (W^l - W^{l*})^\top \mathbf{H}^l (W^l - W^{l*}) + 2W^{l \top} \mathbf{G}^l + W^\top \Upsilon^{l-1} W^l \end{aligned} \tag{B.1}$$

$u(W^l, \Upsilon^l)$  is a convex function jointly in  $W^l, \Upsilon^l$  as it is the sum of convex functions with type  $f(\mathbf{x}, Y) = \mathbf{x}^\top \mathbf{Y}^{-1} \mathbf{x}$  (Boyd and Vandenberghe, 2004). For the second part, we define the function:

$$\begin{aligned}
v(\Upsilon^l) &= \log |\Upsilon^l| + \log |\Upsilon^{l-1} + \mathbf{H}(W^{l*}, \sigma^{2*})| \\
&= \log \left( |\Upsilon^l| |\Upsilon^{l-1} + \mathbf{H}(W^{l*}, \sigma^{2*})| \right) \\
&= \log \left| \begin{pmatrix} \mathbf{H}(W^{l*}, \sigma^{2*}) & \\ & -\Upsilon^l \end{pmatrix} \right| \\
&= \log \left| \Upsilon + \mathbf{H}^{-1}(W^{l*}, \sigma^{2*}) \right| + \log \left| \mathbf{H}(W^{l*}, \sigma^{2*}) \right|
\end{aligned} \tag{B.2}$$

$v(\Upsilon^l)$  is a concave function since that Eq. (B.2) is a log-determinant of an affine function of semidefinite matrices  $\Upsilon$ .

Therefore, the optimization problem in Eq. (10) could be solved with a convex-concave procedure (CCCP). Specifically, by computing the gradient of concave part  $v(\Upsilon^l)$  to hyperparameter  $\mathbf{v}$ , we have the following iterative optimization procedure:

$$W^l(t+1) = \arg \min_{W^l} u(W^l, \mathbf{v}^l(t), \mathbf{H}(W^{l*}, \sigma^{2*})) \tag{B.3}$$

$$\mathbf{v}^l(t+1) = \arg \min_{\mathbf{v} \succeq \mathbf{0}} u(W^l(t), \mathbf{v}^l, \mathbf{H}(W^{l*}, \sigma^{2*})) + \nabla_{\mathbf{v}^l} v(\mathbf{v}^l(t), \mathbf{H}(W^{l*}, \sigma^{2*}))^\top \mathbf{v}^l \tag{B.4}$$

### Appendix C. ITERATIVE PROCEDURES TO UPDATE PARAMETERS

Eq (B.4) provides the solution to update  $\hat{\Upsilon}^l$ , the gradient of  $v(\Upsilon^l)$  to  $\Upsilon^l$  should be obtained firstly. By using the chain rule and the basic principle for convex analysis, its analytic form could be given as follows:

$$\begin{aligned}
\boldsymbol{\alpha}^l(t) &\triangleq \nabla_{\Upsilon^l} v \left( \Upsilon^l, \mathbf{H}(W^{l*}, \sigma^{2*}) \right)^\top \Big|_{\Upsilon^l = \Upsilon^l(t)} \\
&= \nabla_{\Upsilon^l} \left( \log |\Upsilon^{l-1} + \mathbf{H}(W^{l*}, \sigma^{2*})| + \log |\Upsilon^l| \right)^\top \Big|_{\Upsilon^l = \Upsilon^l(t)} \\
&= -\text{diag} \{ (\Upsilon^l(t))^{-1} \} \circ \text{diag} \left\{ \left( (\Upsilon^l(t))^{-1} + \mathbf{H}(W^{l*}, \sigma^{2*}) \right)^{-1} \right\} \circ \text{diag} \{ (\Upsilon^l(t))^{-1} \} \\
&\quad + \text{diag} \{ (\Upsilon^l(t))^{-1} \} \\
&= [\alpha_1^l(t) \cdots \alpha_{n_l}^l(t)]
\end{aligned} \tag{C.1}$$

where  $\circ$  represents the Hadamard product; where  $\boldsymbol{\alpha}^l(t)$  is the introduced intermediate variable and  $\alpha_j^l = [\alpha_{1j}^l, \dots, \alpha_{n_l-1j}^l]$ .  $\alpha_{ij}^l(t)$  could be obtained according to Eq (C.1):

$$\mathbf{C}^l(t) = \left( \Upsilon^l(t)^{-1} + \mathbf{H}(W^{l*}, \sigma^{2*}) \right)^{-1} \tag{C.2}$$

$$\alpha_{ij}^l(t) = -\frac{\mathbf{C}_{ij}^l(t)}{(v_{ij}^l(t))^2} + \frac{1}{v_{ij}^l(t)} \tag{C.3}$$

Therefore,  $W^l(t+1)$  and  $\Upsilon^l(t+1)$  can be calculated as iteratively as Eq (B.3) and Eq (B.4):

$$[W^l(t+1), \Upsilon^l(t+1)] = \arg \min_{W^l} W^l{}^\top \mathbf{H}^l W^l + 2W^l{}^\top \left( \mathbf{G}^l - \mathbf{H}^l W^{l*} \right) + \sum_{i=1}^{n_l-1} \sum_{j=1}^{n_l} \left( \frac{W_{ij}^l(t)^2}{v_{ij}^l(t)} + \alpha_{ij}^l(t) v_{ij}^l(t) \right). \tag{C.4}$$

Since

$$\frac{W_{ij}^l(t)^2}{v_{ij}^l(t)} + \alpha_{ij}^l(t) v_{ij}^l(t) \geq 2 \left| \sqrt{\alpha_{ij}^l(t)} \cdot W_{ij}^l(t) \right|,$$

the optimal  $\mathbf{v}^l$  can be calculated as:

$$v_{ij}^l(t) = \frac{|W_{ij}^l(t)|}{\sqrt{\alpha_{ij}^l(t)}}, \forall i, j. \tag{C.5}$$

In order to compute  $\mathbf{v}^l(t+1)$ , we also require the estimation for  $W^l(t+1)$ . If we define  $\omega(t) \triangleq \sqrt{\alpha(t)}$ ,  $W^l(t+1)$  can be solved according to Eq (C.4):

$$\begin{aligned}
W^l(t+1) &= \arg \min_{W^l} \frac{1}{2} W^{l\top} \mathbf{H}^l W^l + W^{l\top} \left( \mathbf{G}^l - \mathbf{H}^l W^{l*} \right) + \sum_{i=1}^{n_{l-1}} \sum_{j=1}^{n_l} \|\omega_{ij}^l(t) \cdot W_{ij}^l(t)\|_{\ell_1} \\
&\propto \arg \min_{W^l} E(W^{l*}, \sigma^2) + (W^l - W^{l*})^\top \mathbf{G}(W^{l*}, \sigma^2) + \frac{1}{2} (W^l - W^{l*})^\top \mathbf{H}(W^{l*}, \sigma^2) (W^l - W^{l*}) + \\
&\quad 2 \sum_{i=1}^{n_{l-1}} \sum_{j=1}^{n_l} \|\omega_{ij}^l(t) \cdot W_{ij}^l\|_{\ell_1} \\
&\approx \arg \min_{W^l} E(\cdot) + 2 \sum_{i=1}^{n_{l-1}} \sum_{j=1}^{n_l} \|\omega_{ij}^l(t) \cdot W_{ij}^l\|_{\ell_1}
\end{aligned} \tag{C.6}$$

then  $W^l(t+1)$  could be injected into Eq (C.5):

$$v_{ij}^l(t+1) = \frac{|W_{ij}^l(t+1)|}{\omega_{ij}^l(t)}, \forall i, j. \tag{C.7}$$

With Eq (C.3), (C.6) and (C.7), the weight  $W^l$  and hyperparameter  $\Upsilon^l$  could be updated alternatively.