

Robust Closed-loop Model Predictive Control via System Level Synthesis

Shaoru Chen^{*}, Han Wang^{*}, Manfred Morari, Victor M. Preciado, Nikolai Matni

Abstract

In this paper, we consider the robust closed-loop model predictive control (MPC) of a linear time-variant (LTV) system with norm bounded disturbances and LTV model uncertainty, wherein a series of constrained optimal control problems (OCPs) are solved. Guaranteeing robust feasibility of these OCPs is challenging due to disturbances perturbing the predicted states, and model uncertainty, both of which can render the closed-loop system unstable. As such, a trade-off between the numerical tractability and conservativeness of the solutions is often required. We use the System Level Synthesis (SLS) framework to reformulate these constrained OCPs over closed-loop system responses, and show that this allows us to transparently account for norm bounded additive disturbances and LTV model uncertainty by computing robust state feedback policies. We further show that by exploiting the underlying linear fractional structure of the resulting robust OCPs, we can significantly reduce the conservativeness of existing SLS-based and tube-MPC-based robust control methods while also improving computational efficiency. We conclude with numerical examples demonstrating the effectiveness of our methods.

I. INTRODUCTION

Model predictive control (MPC) has achieved remarkable success in solving multivariable constrained control problems across a wide range of application areas, such as process control [1], automotive systems [2], power networks [3], and robot locomotion [4]. In MPC, a control action is computed by solving a finite-horizon constrained optimal control problem (OCP) at each sampling time, and then applying the first control action. The stability and performance of MPC depends on the accuracy of the model being used, and indeed robustness to both additive disturbances and model uncertainty must be considered. Although MPC using a nominal model (i.e., one ignoring uncertainty) offers some level of robustness [5], it has been shown that the closed-loop system achieved by nominal MPC can be destabilized by an arbitrarily small disturbance [6]. As a result, robust MPC, which explicitly deals with uncertainty, has received much attention [7].

When only additive disturbances are present, open-loop robust MPC, which optimizes over a sequence of control actions $\mathbf{u} = \{u_0, \dots, u_{N-1}\}$ subject to suitably robust constraints, can be applied but tends to be overly conservative or even infeasible [8], as a single sequence of inputs \mathbf{u} is chosen for all possible disturbance realizations. On the other hand, closed-loop MPC, which optimizes over the control policies $\pi = \{\pi_0(\cdot), \dots, \pi_{N-1}(\cdot)\}$, can reduce the conservativeness of the solutions. However, the policy space is infinite-dimensional and renders the online OCPs intractable. The problem can be rendered tractable by restricting the policies π to lie in a function class that admits a finite-dimensional parameterization. For example, policies of the form $\pi_i(x) = Kx + v_i$ are considered in [9–11], where K is a pre-stabilizing feedback gain K that is fixed beforehand, thus reducing the decision

Han Wang is with the Department of Applied Mathematics and Computational Science, University of Pennsylvania, Philadelphia, PA, 19104, USA (e-mail: wanghan2@sas.upenn.edu).

Shaoru Chen, Manfred Morari, Victor M. Preciado and Nikolai Matni are with the Department of Electrical and Systems Engineering, University of Pennsylvania, Philadelphia, PA, 19104, USA (e-mail: {srchen, morari, preciado, nmatni}@seas.upenn.edu).

^{*}The first two authors contributed equally to this paper.

Table I: Comparison of the SLS, tube and DP based methods on robust OCP with norm-bounded uncertainty

		Robust SLS MPC	Tube MPC	Dynamic Programming
LTV model uncertainty	Memoryless	yes	yes	yes
	With memory	yes	no	no
Additive disturbance		ℓ_∞ norm bounded	polytopic	polytopic
Complexity	No. of variables	$(T+1)^2n(n+m)$	$T(1+n) + m + (T-1)mV$	exponential in problem size
	No. of constraints	$O(T(T+1)n^2/2)$	$O(T(4mn)^nVH)$	
Exactness		See Section V-B	See Section V-B	exact

variables to the vectors $\{v_1, \dots, v_{N-1}\}$. To reduce conservativeness, an affine feedback control law $\pi(x) = K_i x + v_i$ can be applied with decision variables K_i and v_i ; however, the resulting OCP is non-convex. In [12], it was observed that by re-parameterizing the OCPs to be over disturbance based feedback policies of the form $\pi_i(w) = \sum_{j=0}^{i-1} M_{ij} w_j + v_i$, the resulting OCPs are convex. In [13, 14], the authors propose an alternative (tube-MPC) invariant set based approach, which bounds the system trajectories within a tube that robustly satisfy constraints.

The more challenging problem considering model uncertainty is tackled in [9, 14, 15]. When polytopic or structured feedback model uncertainty occurs, a linear matrix inequality (LMI) based robust MPC method is proposed in [15]. When both model uncertainty and additive disturbances are present, the method proposed in [14] designs tubes containing all possible trajectories under polytopic uncertainty assumptions. Alternative approaches based on dynamic programming (DP) [16] are shown to obtain tight solutions, but the computation quickly becomes intractable. Adaptive robust MPC, which considers estimation of the parametric uncertainty while implementing robust control, is proposed in [17–19].

As described above, there is a rich body of work addressing the robust MPC problem, and it remains an active area of research for which no definitive solution exists. Due to the inherent intractability of the general robust MPC problem subject to both additive disturbance and model uncertainty, all of the aforementioned methods trade off conservativeness for computational tractability in different ways. The recently developed *System Level Synthesis* (SLS) parameterization [20] provides an alternative approach to tackling the robust MPC problem and exploring this tradeoff space. The SLS framework transforms the OCP from one over control laws to one over closed-loop system responses, i.e., the linear maps taking the disturbance process to the states and inputs in closed loop. Robust variants of the SLS parameterization allow for a transparent mapping of model uncertainty on system behavior, providing a transparent characterization of the joint effects of additive disturbances and model errors when solving OCPs [21]. In this paper, we apply SLS to the robust MPC problem under both additive disturbance and LTV dynamic model uncertainty.¹ Our contributions are summarized below:

- 1) We propose and analyse an SLS based solution to the robust MPC problem for LTV systems subject to additive disturbances and LTV dynamic model uncertainty, and show that it allows a favorable tradeoff between conservativeness and computational complexity.
- 2) We reduce the conservativeness of both existing SLS and tube MPC based robust control methods, while also reducing computational complexity, by exploiting the underlying linear fractional structure of the resulting robust OCPs.

Table I summarizes the generality (as measured by the type of uncertainty the method can accommodate), computational complexity (as measured by the number of variables and constraints

¹By dynamic model uncertainty, we mean that model perturbations may depend on past states as well. This will be formalized in Section II

in the resulting OCP), and exactness of SLS, tube [14], and DP [16] based solutions to the robust MPC problem considered in this paper. The parameters n, m, T, V, H denote the state dimension, input dimension, MPC horizon, the number of vertices of the tube, the number of inequalities to describe the polytopic tube, respectively. As can be seen, our approach compares favorably in terms of generality and computational complexity, and as we demonstrate in Section V, appears to outperform tube MPC in terms of conservativeness, especially over long horizons.

The remainder of the paper is organized as follows. Section II states the robust MPC problem formulation. After introducing SLS preliminaries in Section III, we develop the SLS formulation of robust MPC in Section IV. Section V compares the proposed method with other robust MPC methods, and Section VI concludes the paper.

Notation: $x_{i:j}$ is shorthand for the set $\{x_i, x_{i+1}, \dots, x_j\}$. We use bracketed indices to denote the time of the real system and subscripts to denote the prediction time indices within an MPC loop, i.e., the system state at time t is $x(t)$ and the t -th prediction is x_t . If not explicitly specified, the dimensions of matrices are compatible and can be inferred from the context. For two vectors x and y , $x \leq y$ denotes element-wise comparison. For a symmetric matrix Q , $Q \succeq 0$ denotes that Q is positive semidefinite. A linear, causal operator \mathbf{R} defined over a horizon of T is represented by

$$\mathbf{R} = \begin{bmatrix} R^{0,0} & & & \\ R^{1,1} & R^{1,0} & & \\ \vdots & \ddots & \ddots & \\ R^{T,T} & \dots & R^{T,1} & R^{T,0} \end{bmatrix} \quad (1)$$

where $R^{i,j} \in \mathbb{R}^{p \times q}$ is a matrix of compatible dimension. We denote the set of such matrices by $\mathcal{L}_{TV}^{T,p \times q}$ and will drop the superscript $T, p \times q$ when it is clear from the context. $\mathbf{R}(i, :)$ denotes the i -th block row of \mathbf{R} and $\mathbf{R}(:, j)$ denotes the j -th block column of \mathbf{R} , both indexing from 0.

II. PROBLEM FORMULATION

In this paper, we consider robust MPC of the LTV system

$$x(k+1) = A(k)x(k) + B(k)u(k) + w(k), k \geq 0, \quad (2)$$

where $x(k) \in \mathbb{R}^n$ is the state, $u(k) \in \mathbb{R}^m$ is the control input, and $w(k) \in \mathbb{R}^n$ is the disturbance at time k . The matrices $(A(k), B(k))$ denote the real system matrices at time k , but are unknown. Instead, we assume that a nominal model $(\hat{A}(k), \hat{B}(k))$ is available, and that the model errors are bounded in terms of the $\infty \rightarrow \infty$ induced norm as:

$$\|\Delta_A(k)\|_{\infty \rightarrow \infty} \leq \epsilon_A, \|\Delta_B(k)\|_{\infty \rightarrow \infty} \leq \epsilon_B, \forall k \geq 0 \quad (3)$$

where $\Delta_A(k) = \hat{A}(k) - A(k)$, $\Delta_B(k) = \hat{B}(k) - B(k)$. Further, we assume the disturbance is norm-bounded by:

$$w(k) \in \mathcal{W} = \{w \in \mathbb{R}^n \mid \|w\|_{\infty} \leq \sigma_w\}. \quad (4)$$

In robust MPC, a series of finite horizon robust constrained OCPs are solved, with the current state $x(k)$ set as the initial condition. Motivated by the norm-bounded uncertainty in (3), in each MPC loop, we consider the following more general form of uncertainty described by linear, causal operators and formulate our problem as follows:

Problem 1. Consider the robust MPC of an LTV system over horizon T with additive disturbances and LTV dynamic model uncertainty. For each OCP, consider uncertainty operators $\Delta_A, \Delta_B \in \mathcal{L}_{TV}^T$.

Let $\Delta_{At} = \mathbf{\Delta}_A(t, \cdot)$, $\Delta_{Bt} = \mathbf{\Delta}_B(t, \cdot)$ and $\Delta_{At}(x_{0:t}) = \sum_{i=0}^t \Delta_A^{t,t-i} x_i$, $\Delta_{Bt}(u_{0:t}) = \sum_{i=0}^t \Delta_B^{t,t-i} u_i$. At time k , denote the current state as $x(k)$. Solve the following robust optimal control problem:

$$\begin{aligned}
& \min_{\pi \in \Pi} J(x(k), \pi) \\
& \text{s.t. } \left. \begin{aligned}
& x_{t+1} = \hat{A}_t x_t + \Delta_{At}(x_{0:t}) + \hat{B}_t u_t + \Delta_{Bt}(u_{0:t}) + w_t \\
& u_t = \pi_t(x_{0:t}, u_{0:t-1}) \\
& x_t \in \mathcal{X}, u_t \in \mathcal{U}, x_T \in \mathcal{X}_T \\
& \forall w_t \in \mathcal{W}, \forall t = 0, 1, \dots, T-1 \\
& \forall \|\mathbf{\Delta}_A\|_{\infty \rightarrow \infty} \leq \epsilon_A, \forall \|\mathbf{\Delta}_B\|_{\infty \rightarrow \infty} \leq \epsilon_B \\
& x_0 = x(k)
\end{aligned} \right\} \tag{5}
\end{aligned}$$

where $\pi = \pi_{0:T-1} \in \Pi$ for Π the set of causal control policies, $J(x(k), \pi)$ is the cost function to be specified, (\hat{A}_t, \hat{B}_t) is the known LTV nominal model, $\mathbf{\Delta}_A, \mathbf{\Delta}_B$ are the norm-bounded uncertainty operators and $\mathcal{X}, \mathcal{U}, \mathcal{X}_T$ are polytopic state, input and terminal constraints defined as

$$\begin{aligned}
\mathcal{X} &= \{x \in \mathbb{R}^n \mid F_x x \leq b_x\}, \quad \mathcal{U} = \{u \in \mathbb{R}^m \mid F_u u \leq b_u\}, \\
\mathcal{X}_T &= \{x \in \mathbb{R}^n \mid F_T x \leq b_T\}.
\end{aligned}$$

Additionally, we define the disturbance set \mathcal{W} as in (4).

Remark 1. The robust OCP formulation (5) contains the uncertainty model (3) as a special case when the predictive model is of the form

$$x_{t+1} = (\hat{A}_t + \Delta_A^{t,0})x_t + (\hat{B}_t + \Delta_B^{t,0})u_t + w_t$$

where we restrict $\mathbf{\Delta}_A, \mathbf{\Delta}_B$ to be block diagonal.

In Problem 1, the cost $J(x(k), \pi)$ is a function of the initial condition and the applied control policies. For simplicity, we apply the nominal cost $J_{\text{nom}}(x(k), \pi)$:

$$\begin{aligned}
J_{\text{nom}}(x(k), \pi) &= \sum_{t=0}^{T-1} (\bar{x}_t^\top Q_t \bar{x}_t + u_t^\top R_t u_t) + \bar{x}_T^\top Q_T \bar{x}_T \\
\text{s.t. } \bar{x}_{t+1} &= \hat{A}_t \bar{x}_t + \hat{B}_t u_t, u_t = \pi_t(\bar{x}_{0:t}, u_{0:t-1}) \\
\bar{x}_0 &= x(k), \quad \forall t = 0, 1, \dots, T-1
\end{aligned}$$

for \bar{x}_t the nominal trajectory and $Q_t \succeq 0, R_t \succ 0, Q_T \succeq 0$ the state, input and terminal weight matrices, respectively.

We remark that in Problem 1 we optimize over the closed-loop control policies $\pi \in \Pi$ instead of open-loop control sequences $u_{0:T-1}$, as open-loop policies are overly conservative [7]. Since the space of all causal control policies is infinite-dimensional, we restrict our search to causal LTV state feedback controllers.²

III. SYSTEM LEVEL SYNTHESIS

In this section, we review relevant concepts of SLS, and show how it can be used to reformulate OCPs over closed-loop system responses. A more extensive review of SLS can be found in [20].

²Affine feedback control policies can be implemented as linear feedback controllers by augmenting the state to $\tilde{x} = [x; 1]$. As such, we restrict our discussion to linear feedback policies without loss of generality.

A. Finite Horizon System Level Synthesis

For the dynamics in (2) and a fixed horizon T , we define \mathbf{x} , and \mathbf{u} as the stacked states $x_{0:T}$, and inputs $u_{0:T}$, up to time T , i.e.,

$$\mathbf{x}^\top = [x_0^\top \quad x_1^\top \quad \cdots \quad x_T^\top], \quad \mathbf{u}^\top = [u_0^\top \quad u_1^\top \quad \cdots \quad u_T^\top].$$

We also let $\mathbf{w} = [x_0^\top \quad w_0^\top \cdots w_{T-1}^\top]^\top$, and note that we embed x_0 as the first component of the disturbance process. Let u_t be a causal LTV state feedback controller, i.e., $u_t = K_t(x_{0:t}) = \sum_{i=0}^t K^{t,t-i} x_i$. Then we have $\mathbf{u} = \mathbf{K}\mathbf{x}$ with $\mathbf{K} \in \mathcal{L}_{TV}^{T,m \times n}$. We can concatenate the dynamics matrices as $\mathbf{A} = \text{blkdiag}(A_0, \cdots, A_{T-1}, 0)$, $\mathbf{B} = \text{blkdiag}(B_0, \cdots, B_{T-1}, 0)$. Let Z be the block-downshift operator, i.e., a matrix with the identity matrix on the first block subdiagonal and zeros elsewhere. Under the feedback controller \mathbf{K} , the closed-loop behavior of the system (2) over the horizon of length T can be represented as

$$\mathbf{x} = Z(\mathbf{A} + \mathbf{B}\mathbf{K})\mathbf{x} + \mathbf{w} \quad (6)$$

and the closed-loop transfer functions describing $\mathbf{w} \mapsto (\mathbf{x}, \mathbf{u})$ are given by

$$\begin{bmatrix} \mathbf{x} \\ \mathbf{u} \end{bmatrix} = \begin{bmatrix} (I - Z(\mathbf{A} + \mathbf{B}\mathbf{K}))^{-1} \\ \mathbf{K}(I - Z(\mathbf{A} + \mathbf{B}\mathbf{K}))^{-1} \end{bmatrix} \mathbf{w}. \quad (7)$$

These maps are called *system responses*, as they describe the closed-loop system behavior. Note that as Z is the block-downshift operator, the matrix inverse in equation (7) exists.

Instead of optimizing over feedback controllers \mathbf{K} , SLS allows for a direct optimization over system responses Φ_x, Φ_u defined as

$$\begin{bmatrix} \mathbf{x} \\ \mathbf{u} \end{bmatrix} = \begin{bmatrix} \Phi_x \\ \Phi_u \end{bmatrix} \mathbf{w} \quad (8)$$

where $\Phi_x \in \mathcal{L}_{TV}^{T,n \times n}$, $\Phi_u \in \mathcal{L}_{TV}^{T,m \times n}$ are two block-lower-triangular matrices by exploiting the following theorem.

Theorem 1. [20, Theorem 2.1] *Over the horizon $t = 0, 1, \dots, T$, for the system dynamics (2) with the block-lower-triangular state feedback control law $\mathbf{K} \in \mathcal{L}_{TV}$ defining the control action as $\mathbf{u} = \mathbf{K}\mathbf{x}$, the following are true:*

- 1) *The affine subspace defined by*

$$[I - Z\mathbf{A} \quad -Z\mathbf{B}] \begin{bmatrix} \Phi_x \\ \Phi_u \end{bmatrix} = I, \quad \Phi_x, \Phi_u \in \mathcal{L}_{TV} \quad (9)$$

parameterizes all possible system responses (8).

- 2) *For any block-lower-triangular matrices $\{\Phi_x, \Phi_u\} \in \mathcal{L}_{TV}$ satisfying (9), the controller $\mathbf{K} = \Phi_u \Phi_x^{-1} \in \mathcal{L}_{TV}$ achieves the desired response.*

Theorem 1 states that the problem of controller synthesis can be equivalently posed as one over closed-loop system responses, by setting $\mathbf{x} = \Phi_x \mathbf{w}$, $\mathbf{u} = \Phi_u \mathbf{w}$, and constraining that the system responses lie in the affine space (9). The map (8) characterizes the effects of disturbances \mathbf{w} on the states \mathbf{x} and inputs \mathbf{u} and thus allows a direct translation of the state and input constraints into constraints on Φ_x, Φ_u .

Remark 2. *Theorem 1 reveals the equivalence between optimizing over the state feedback controller $\mathbf{u} = \mathbf{K}\mathbf{x}$ and the disturbance feedback controller $\mathbf{u} = \Phi_u \mathbf{w}$, when there is no model uncertainty in problem (5). Such equivalence has also been shown in [12] as one of the main results.*

B. Robustness in System Level Synthesis

A useful result in characterizing the robustness of the closed-loop system responses is presented here. When the constraint (9) is not exactly satisfied, the system responses can be described in the following theorem:

Theorem 2. [20, Theorem 2.2] Let $\bar{\Delta} \in \mathcal{L}_{TV}$ be an arbitrary block-lower-triangular matrix as in equation (1). Suppose $\{\Phi_x, \Phi_u\} \in \mathcal{L}_{TV}$ satisfy

$$\begin{bmatrix} I - Z\mathbf{A} & -Z\mathbf{B} \end{bmatrix} \begin{bmatrix} \Phi_x \\ \Phi_u \end{bmatrix} = I - \bar{\Delta}. \quad (10)$$

If $(I - \bar{\Delta}^{i,0})^{-1}$ exists for $i = 0, \dots, T$, then the controller $\mathbf{K} = \Phi_u \Phi_x^{-1} \in \mathcal{L}_{TV}$ achieves the system response

$$\begin{bmatrix} \mathbf{x} \\ \mathbf{u} \end{bmatrix} = \begin{bmatrix} \Phi_x \\ \Phi_u \end{bmatrix} (I - \bar{\Delta})^{-1} \mathbf{w}. \quad (11)$$

Theorem 2 describes how the perturbations in the constraint affect the closed-loop responses. Next, we use $\bar{\Delta}$ to capture the uncertainty in the system dynamics, and the expression (11) affords us a transparent mapping of its effects on system behavior.

IV. ROBUST MPC WITH MODEL UNCERTAINTY

In this section, we show how SLS can be applied to the robust MPC problem in the general setting of additive disturbance and model uncertainty, and show that a suitable relaxation of the resulting robust SLS OCP results in a quasi-convex optimization problem.

A. Robustness in Nominal Control Synthesis

For the nominal model $\hat{\mathbf{A}} = \text{blkdiag}(\hat{A}_0, \dots, \hat{A}_{T-1}, 0)$ and $\hat{\mathbf{B}} = \text{blkdiag}(\hat{B}_0, \dots, \hat{B}_{T-1}, 0)$, consider block-lower-triangular matrices $\{\hat{\Phi}_x, \hat{\Phi}_u\}$ satisfying:

$$\begin{bmatrix} I - Z\hat{\mathbf{A}} & -Z\hat{\mathbf{B}} \end{bmatrix} \begin{bmatrix} \hat{\Phi}_x \\ \hat{\Phi}_u \end{bmatrix} = I, \quad \hat{\Phi}_x, \hat{\Phi}_u \in \mathcal{L}_{TV}. \quad (12)$$

The nominal responses $\{\hat{\Phi}_x, \hat{\Phi}_u\}$ approximately satisfy the constraint (9) with respect to the real dynamics $\mathbf{A} = \hat{\mathbf{A}} + \Delta_A$, $\mathbf{B} = \hat{\mathbf{B}} + \Delta_B$, where the uncertainty operators $\{\Delta_A, \Delta_B\}$ are defined in Problem 1. This can be seen by rewriting (12) as

$$\begin{aligned} \begin{bmatrix} I - Z\mathbf{A} & -Z\mathbf{B} \end{bmatrix} \begin{bmatrix} \hat{\Phi}_x \\ \hat{\Phi}_u \end{bmatrix} &= I - Z \begin{bmatrix} \Delta_A & \Delta_B \end{bmatrix} \begin{bmatrix} \hat{\Phi}_x \\ \hat{\Phi}_u \end{bmatrix} \\ &= I - \Delta \hat{\Phi} \end{aligned} \quad (13)$$

with the notation

$$\hat{\Phi} = \begin{bmatrix} \hat{\Phi}_x \\ \hat{\Phi}_u \end{bmatrix}, \quad \Delta = Z \begin{bmatrix} \Delta_A & \Delta_B \end{bmatrix}. \quad (14)$$

Thus, $\{\hat{\Phi}_x, \hat{\Phi}_u\}$ satisfy an inexact constraint (10) for the system (\mathbf{A}, \mathbf{B}) with $\bar{\Delta} := \Delta \hat{\Phi}$. Since $\bar{\Delta}$ is a strict block-lower-triangular matrix and $(I - \bar{\Delta}^{i,0})^{-1}$ exists for all i , by Theorem 2 the closed-loop system response of the system (\mathbf{A}, \mathbf{B}) with the controller $\hat{\mathbf{K}} = \hat{\Phi}_u \hat{\Phi}_x^{-1}$ is given by

$$\begin{aligned} \begin{bmatrix} \mathbf{x} \\ \mathbf{u} \end{bmatrix} &= \hat{\Phi} (I - \Delta \hat{\Phi})^{-1} \mathbf{w} \\ &= (\hat{\Phi} + \hat{\Phi} \Delta (I - \hat{\Phi} \Delta)^{-1} \hat{\Phi}) \mathbf{w} \end{aligned} \quad (15)$$



Figure 1: Left: System I. Right: System II.

where the second equality is an application of the Woodbury matrix identity [22]. Noting that the second line of equation (15) is a linear fractional transform (LFT) of Δ with an approximately constructed augmented plant defined in terms of the system response $\hat{\Phi}$, we leverage tools from robust control [23] to account for model uncertainty while introducing a minimal amount of conservativeness in a computationally efficient way.

B. Upper Bound through Robust Performance

In this section, we provide an easily-verified sufficient condition for the $\ell_{\infty \rightarrow \infty} \rightarrow \ell_{\infty \rightarrow \infty}$ norm of the system response (15) to be upper bounded by a constant. This condition exploits the LFT structure of (15) and is inspired by the algebraic robust performance conditions in [24].

Define the perturbation set $\Delta_c = \{\Delta \in \mathcal{L}_{TV} \mid \|\Delta\|_{\infty \rightarrow \infty} \leq 1, \Delta \text{ is strictly causal}\}$.

Proposition 1. [25] Consider System I and System II in Fig. 1 where

$$\mathbf{M} = \begin{bmatrix} \mathbf{M}_{11} & \mathbf{M}_{12} \\ \mathbf{M}_{21} & \mathbf{M}_{22} \end{bmatrix}, \quad \tilde{\Delta} = \begin{bmatrix} \Delta_1 & \\ & \Delta_2 \end{bmatrix} \quad (16)$$

with $\Delta_1, \Delta_2 \in \Delta_c$, $\mathbf{M}_{ij} \in \mathcal{L}_{TV}$, $i, j \in \{1, 2\}$. The matrices are of compatible dimensions. Then the following statements are equivalent:

1) In System I, $(I - \mathbf{M}_{22}\Delta_1)^{-1}$ exists and

$$\|\mathbf{M}_{11} + \mathbf{M}_{12}\Delta_1(I - \mathbf{M}_{22}\Delta_1)^{-1}\mathbf{M}_{21}\|_{\infty \rightarrow \infty} < 1 \quad (17)$$

for all $\Delta_1 \in \Delta_c$.

2) In System II, $(I - \mathbf{M}\tilde{\Delta})^{-1}$ exists for all $\tilde{\Delta} = \text{blkdiag}(\Delta_1, \Delta_2)$, $\Delta_1, \Delta_2 \in \Delta_c$.

We state our sufficient condition in the following theorem:

Theorem 3. Consider the matrices $\hat{\Phi}$ and Δ in (15). Let $\|\Delta\|_{\infty \rightarrow \infty} \leq \epsilon$ for some $\epsilon > 0$. For any $\beta > 0$ and matrix $\mathbf{P} \in \mathcal{L}_{TV}$ of compatible dimensions, we have

$$\|\mathbf{P}\hat{\Phi} + \mathbf{P}\hat{\Phi}\Delta(I - \hat{\Phi}\Delta)^{-1}\hat{\Phi}\|_{\infty \rightarrow \infty} \leq \beta, \forall \|\Delta\|_{\infty \rightarrow \infty} \leq \epsilon \quad (18)$$

$$\text{if} \quad \|\mathbf{P}\hat{\Phi}\|_{\infty \rightarrow \infty} + \beta\epsilon\|\hat{\Phi}\|_{\infty \rightarrow \infty} \leq \beta. \quad (19)$$

Proof. See Appendix. □

Theorem 3 provides a sufficient condition (19) which is *convex* in $\hat{\Phi}$ for the robust norm bound constraint on the system responses (18) to be satisfied.

C. Robust Optimization Formulation

We leverage Theorems 1 ~ 3, and equation (15) to reformulate Problem 1 as a robust optimization problem over the system responses. The remaining challenge is to separate out the effects of the *known* initial condition x_0 from the *unknown but adversarial* future disturbance $w_{0:T-1}$. First, we concatenate all the constraints $x_t \in \mathcal{X}, u_t \in \mathcal{U}, x_T \in \mathcal{X}_T$ in Problem (5) on x_t and u_t over the horizon T as

$$F \begin{bmatrix} \mathbf{x} \\ \mathbf{u} \end{bmatrix} \leq b, \quad (20)$$

where

$$\begin{aligned} F &= \text{blkdiag}(F_x, \dots, F_x, F_T, F_u, \dots, F_u), \\ b &= [b_x^\top \ \dots \ b_x^\top \ b_T^\top \ b_u^\top \ \dots \ b_u^\top]^\top. \end{aligned} \quad (21)$$

We decompose Φ, Δ , and \mathbf{w} as follows to separate the effects of the known initial condition x_0 from the unknown future disturbances $w_{0:T-1}$:

$$\begin{aligned} \Phi &= \begin{bmatrix} \Phi_x \\ \Phi_u \end{bmatrix} = \left[\Phi^0 \mid \Phi^{\tilde{\mathbf{w}}} \right] = \left[\begin{array}{c|c} \Phi_x^0 & \Phi_x^{\tilde{\mathbf{w}}} \\ \hline \Phi_u^0 & \Phi_u^{\tilde{\mathbf{w}}} \end{array} \right], \mathbf{w} = \begin{bmatrix} x_0 \\ \tilde{\mathbf{w}} \end{bmatrix}, \\ \Delta &= \begin{bmatrix} \Delta^0 \\ \Delta^{\tilde{\mathbf{w}}} \end{bmatrix} = \left[\Delta_A \mid \Delta_B \right] = \left[\begin{array}{c|c} \Delta_A^0 & \Delta_B^0 \\ \hline \Delta_A^{\tilde{\mathbf{w}}} & \Delta_B^{\tilde{\mathbf{w}}} \end{array} \right], \end{aligned} \quad (22)$$

where Φ^0 is the first block column of Φ , Δ^0 is the first block row of Δ and all other block matrices are of compatible dimensions. The main result of this paper is presented below:

Theorem 4. *Consider the convex optimization problem formulated below:*

$$\min_{\Phi} \left\| \begin{bmatrix} \mathcal{Q}^{\frac{1}{2}} \\ \mathcal{R}^{\frac{1}{2}} \end{bmatrix} \begin{bmatrix} \Phi_x(:,0) \\ \Phi_u(:,0) \end{bmatrix} x_0 \right\|_2^2 \quad (23a)$$

$$s.t. \quad \begin{bmatrix} I - Z\hat{\mathbf{A}} & -Z\hat{\mathbf{B}} \end{bmatrix} \begin{bmatrix} \Phi_x \\ \Phi_u \end{bmatrix} = I \quad (23b)$$

$$F_j^\top \Phi^0 x_0 + \|F_j^\top \Phi^{\tilde{\mathbf{w}}}\|_1 \frac{1 - \tau^T}{1 - \tau} \gamma + \beta \sigma_w \leq b_j, \forall j \quad (23c)$$

$$\|F_j^\top \Phi^{\tilde{\mathbf{w}}}\|_{\infty \rightarrow \infty} + \beta \|\epsilon \Phi^{\tilde{\mathbf{w}}}\|_{\infty \rightarrow \infty} \leq \beta, \forall j \quad (23d)$$

$$\left\| \begin{bmatrix} \epsilon_A \Phi_x^{\tilde{\mathbf{w}}} \\ \epsilon_B \Phi_u^{\tilde{\mathbf{w}}} \end{bmatrix} \right\|_{\infty \rightarrow \infty} \leq \tau/2 \quad (23e)$$

$$\left\| \begin{bmatrix} \epsilon_A \Phi_x^0 \\ \epsilon_B \Phi_u^0 \end{bmatrix} x_0 \right\|_{\infty} \leq \gamma/2 \quad (23f)$$

with constants $\epsilon = \epsilon_A + \epsilon_B, \tau > 0, \gamma > 0$ and $\beta > 0$. Any controller synthesized from a feasible solution Φ to (23) for any (τ, γ, β) guarantees the constraints satisfaction under all possible model uncertainty and disturbances in (5).

Proof. See Appendix. □

Despite the existence of three hyperparameters (τ, γ, β) , in practice (23) can be effectively solved by grid searching over (τ, γ, β) . To reduce the range over which the grid search must be conducted, upper and lower bounds on (τ, γ, β) can be efficiently found via bisection, which has $O(\log(1/\epsilon_{tol}))$ complexity in terms of the tolerance ϵ_{tol} . Algorithm 1 describes this procedure using the standard bisection algorithm **bisect**. When applying **bisect**, a variant of (23), which is a linear program, is constructed with a smaller set of selected constraints whose feasibility guides the search of the lower

or upper bounds on the hyperparameters. Since (23e), (23d) are independent of x_0 , the lower bounds on τ, β obtained from Algorithm 1 are valid for all x_0 and can be computed offline.

Algorithm 1 Find lower and upper bounds on (τ, γ, β)

Input: $\epsilon_{tol} > 0$, $\text{range}(\tau, \gamma, \beta)$
Output: $lb(\tau, \gamma, \beta)$, $ub(\tau, \gamma, \beta)$

- 1: **procedure** LOWERUPPERBOUNDS(τ, γ, β)³
- 2: $lb(\tau) = \mathbf{bisect}(\tau, \{\min_{\Phi} 0 \text{ s.t. (23b), (23e)}\})$
- 3: $lb(\gamma) = \mathbf{bisect}(\gamma, \{\min_{\Phi} 0 \text{ s.t. (23b), (23f)}\})$
- 4: $lb(\beta) = \mathbf{bisect}(\beta, \{\min_{\Phi} 0 \text{ s.t. (23b), (23d)}\})$
- 5: In (23c), let $\tau = lb(\tau)$, $\gamma = lb(\gamma)$
- 6: $ub(\beta) = \mathbf{bisect}(\beta, \{\min_{\Phi} 0 \text{ s.t. (23b), (23c)}\})$
- 7: In (23c), let $\gamma = lb(\gamma)$, $\beta = lb(\beta)$
- 8: $ub(\tau) = \mathbf{bisect}(\tau, \{\min_{\Phi} 0 \text{ s.t. (23b), (23c)}\})$
- 9: $ub(\gamma) = \frac{1-ub(\tau)^T}{1-ub(\tau)} lb(\gamma) / \frac{1-lb(\tau)^T}{1-lb(\tau)}$
- 10: **return** $lb(\tau, \gamma, \beta)$, $ub(\tau, \gamma, \beta)$

Furthermore, with Algorithm 1 we can verify the infeasibility of the relaxation (23) for all choices of hyperparameters if the contradiction $lb(\cdot) > ub(\cdot)$ is observed for τ, γ or β . With fixed hyperparameters, problem (23) is a quadratic program which has the time complexity $O(T^6(n(n+m))^3)$.

Compared with the previous SLS-based robust optimization relaxations [21] and tube-based robust MPC [14], problem (23) significantly reduces the conservativeness by separately bounding the effects of the disturbance \tilde{w} , which can then be handled near optimally leveraging tools from \mathcal{L}_1 robust control [23], the effects of the initial condition x_0 , and by introducing hyperparameters β and γ to accommodate a wide range of $\|x_0\|_\infty$ sizes. In Section V-B, we provide a numerical example demonstrating these claims, and further showing that despite the introduction of grid searches over three hyperparameters, our method is still computationally more efficient and less conservative than tube MPC.

V. NUMERICAL EXAMPLES

We consider robust MPC of a double integrator system⁴ as an illustrating example where both the SLS approach and the tube MPC approach [14] are implemented in Section V-A. In Section V-B, a detailed discussion of the SLS, tube MPC, and dynamic programming approaches is conducted. Furthermore, we will demonstrate that our proposed relaxation (23) significantly reduces the conservativeness compared with the existing SLS relaxations in literature. All the simulation is implemented in MATLAB R2018a with YALMIP [26] and MOSEK [27] on an Intel i7-6700K CPU. All codes are publicly available at <https://github.com/unstable-zeros/robust-mpc-sls>.

A. Robust MPC problem setup

Consider the robust MPC problem (5) where the nominal system is given by

$$x_{t+1} = \hat{A}x_t + \hat{B}u_t + w_t = \begin{bmatrix} 1 & 1 \\ 0 & 1 \end{bmatrix} x_t + \begin{bmatrix} 0.5 \\ 1 \end{bmatrix} u_t + w_t. \quad (24)$$

³All the bisection algorithms search over the $\text{range}(\tau, \gamma, \beta)$ and use ϵ_{tol} for termination as specified in the input.

⁴We note that the double integrator is a standard example system used to validate robust MPC methods subject to both additive disturbance and model uncertainty [13, 10, 9]. That all papers in the literature are limited to such small scale examples [13, 10, 9, 15, 11, 17, 19] highlights the difficulty of the problem, and why it is still an active area of research.

Although our approach can accommodate general LTV dynamics and uncertainty, we investigate an LTI double integrator system as our nominal system in this section to facilitate comparison to other methods in the literature. Since the tube MPC approach can only handle memoryless uncertainty, we let the uncertainty operator Δ_A, Δ_B in (5) be memoryless, as in Remark 1. The uncertainty level is set as $\epsilon_A = 0.02, \epsilon_B = 0.05$, corresponding to up to 5% parametric uncertainty in \hat{B} and up to 2% parametric uncertainty in \hat{A} . The nominal cost function J_{nom} is defined by $Q = I_2, R = 0.1$, and $Q_T = Q$.

The state and input constraints are given as:

$$\begin{aligned} \mathcal{X} &= \left\{ x \in \mathbb{R}^2 \mid \begin{bmatrix} -10 \\ -10 \end{bmatrix} \leq x \leq \begin{bmatrix} 10 \\ 10 \end{bmatrix} \right\}, \\ \mathcal{U} &= \left\{ u \in \mathbb{R} \mid -2 \leq x \leq 2 \right\}. \end{aligned} \quad (25)$$

The additive disturbance is norm-bounded by $w_t \in \mathcal{W} = \{w \in \mathbb{R}^2 \mid \|w\|_\infty \leq 0.1\}$ and the terminal set \mathcal{X}_T is found to be the maximal robust forward invariant set of system (24) through dynamic programming [16]. We plot \mathcal{X}_T as the green region and \mathcal{X} as the purple region in Fig. 2a. By definition of \mathcal{X}_T , any x_0 outside \mathcal{X}_T can not be robustly steered into \mathcal{X}_T under any admissible control actions.

The *tube MPC* approach proposed in [14] aims to bound the spread of trajectories under uncertainty by a sequence of polytopic tubes of different sizes. The tube shape $Z = \text{conv}\{z_1, \dots, z_V\}$, which is the convex hull of V vertices, has to be fixed beforehand. In our example, we test two kinds of tubes: one is the unit ball with ∞ -norm $Z_{\text{unit}} = \{\|x\|_\infty \leq 1\}$, and the other is the disturbance invariant set $Z_{\text{inv}} = \sum_{i=1}^{\infty} (\hat{A} + \hat{B}K)^i \mathcal{W}$ for the closed-loop system $x_{t+1} = (\hat{A} + \hat{B}K)x_t + w_t$, where K is LQR controller of the system (\hat{A}, \hat{B}) with the weight matrices Q and R . The sum in the definition of Z_{inv} is the Minkowski sum of sets [16]. For the details of implementing tube MPC, please see [14].

We highlight that the performance of tube MPC depends on the prefixed shape of the tube. In Fig. 2, we fix $T = 6, x_0 = [-7 \ -2]^\top$, and simulate 10 trajectories with randomly generated uncertainty parameters of tube MPC applied on system (24) with different tubes Z_{unit} and Z_{inv} . It is observed that with Z_{unit} , the trajectories prediction diverges and tube MPC becomes infeasible for horizon $T > 7$, while with Z_{inv} , tube MPC remains feasible for large horizons.

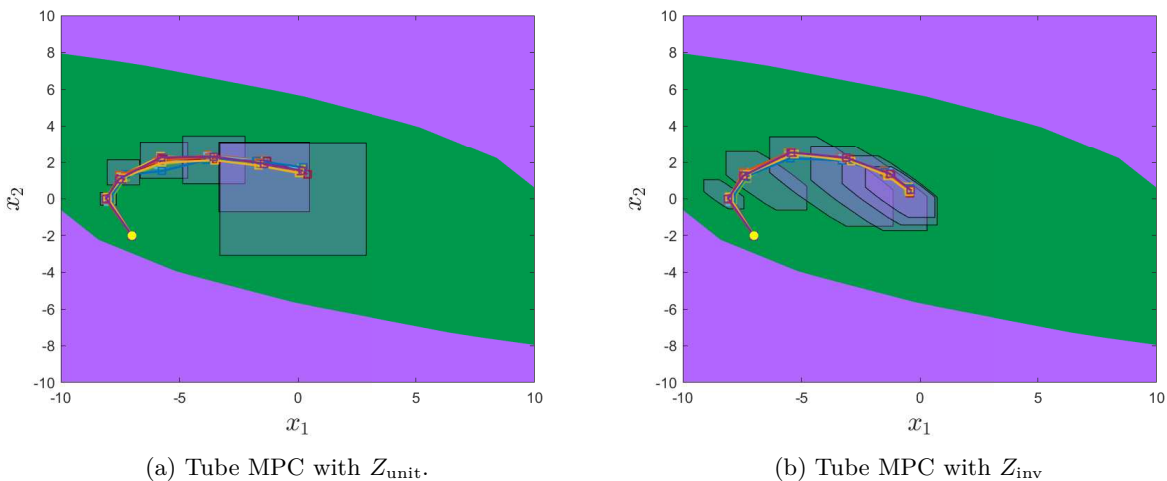


Figure 2: Simulated trajectories of tube MPC with Z_{unit} (left) and Z_{inv} (right). The initial condition is marked by the yellow dot. The terminal constraint \mathcal{X}_T is represented by the green region while the state constraint \mathcal{X} is marked by the purple region.

B. Methods comparison

In this section, we compare the robust SLS and tube MPC approaches to solving robust OCPs as in Problem 1, with a focus on handling norm-bounded uncertainty Δ_A and Δ_B . We use the dynamic programming (DP) solution, which is well known to be computationally intractable [28, 16], as a ground truth for comparison, and end the section with a brief discussion comparing our results to previous SLS based relaxations of the robust OCP Problem 1.

Dynamics and uncertainty assumptions: All methods can handle LTV nominal dynamics. DP and tube MPC methods can accommodate model uncertainty Δ_A, Δ_B in the convex hull of a finite number of matrices. This generality comes at the cost of requiring vertex enumeration of the uncertainty polytope when formulating their optimization problems, which can lead to an exponential increase in the number of constraints as the system dimension increases, such as when the uncertainty is simply norm-bounded as in (5). The SLS approach does not use vertex enumeration and the number of constraints grows approximately as $T(T+1)n^2/2$ - however, as of yet, it can only accommodate $\ell_\infty \rightarrow \ell_\infty$ norm bounded uncertainty model.

Although both DP and tube MPC allow model uncertainty to be time-variant, they can only handle memoryless uncertainty, i.e., Δ_A, Δ_B must be block diagonal. SLS, on the other hand, can be applied even when Δ_A, Δ_B are general LTV operators.

Complexity analysis: Both robust SLS MPC (23) and tube MPC have a quadratic programming formulation with the number of variables listed in Table I. The number of decision variables in the SLS approach is quadratic in the horizon T and the state dimension n , while in tube MPC, it is linear in T and n . However, when considering $\ell_\infty \rightarrow \ell_\infty$ norm-bounded uncertainty, the number of constraints grows exponentially with the state and input dimensions due to vertex enumeration. Furthermore, the number of vertices V of the tube Z and the number of the inequality constraints H representing Z act as a multiplier to the number of constraints as well.

In Fig. 3, we plot the solver time of tube MPC with Z_{inv} (blue) and robust SLS MPC (red) in solving the robust OCP of system (24) with $x_0 = [-7 \ -2]^T$ and varying horizons. In tube MPC, we have $V = 20$ and $H = 20$ for Z_{inv} . In robust SLS MPC, we let $\epsilon_{\text{tol}} = 0.01$ and searching ranges of (τ, γ, β) be $[0, 10] \times [0, 10] \times [0, 10]$ in Algorithm 1. Then a $3 \times 3 \times 3$ grid search for feasible (τ, γ, β) is applied, followed by solving the quadratic program (23) with the found feasible hyperparameters. Note that for robust SLS MPC, the plotted value is the sum of all the solver times in the execution of Algorithm 1, the grid search stage, and the solving of (23). Fig. 3 shows that even with the additional overhead incurred by the hyperparameter grid search, robust SLS MPC is computationally more efficient than tube MPC over a wide range of horizons in this robust MPC example.

Conservativeness evaluation: We evaluate the conservativeness of the SLS and tube MPC methods in terms of the feasibility of the initial conditions in the maximum robust forward invariant set \mathcal{X}_T found through DP. We fix a horizon of $T = 10$ and use a grid over $x_0 \in \mathcal{X}_T$, as shown in Fig. 5a. Using the SLS approach (Fig. 5a), for each x_0 , Algorithm 1 is applied first with $\epsilon_{\text{tol}} = 0.01$ and searching ranges as $[0, 10] \times [0, 10] \times [0, 10]$, followed by a $3 \times 3 \times 3$ grid search of (τ, γ, β) to determine the hyperparameters. We mark x_0 as feasible (yellow square) if problem (23) is feasible with some tuple of hyperparameters and infeasible (red dots) if (23) is verified as infeasible by Algorithm 1. Unverified x_0 's (white asterisk) are those for which a feasible tuple of hyperparameters have not been found during the grid search. It is observed that the feasibility region of robust SLS MPC is close to the exact region (green).

In Fig. 4, we evaluate the conservativeness of tube MPC with Z_{unit} and Z_{inv} . Fig. 4a shows that with Z_{unit} , tube MPC tends to be overly conservative for large horizons. With Z_{inv} , on the other hand, the feasibility region is close to the exact region (Fig. 4b). Thus, the conservativeness of tube

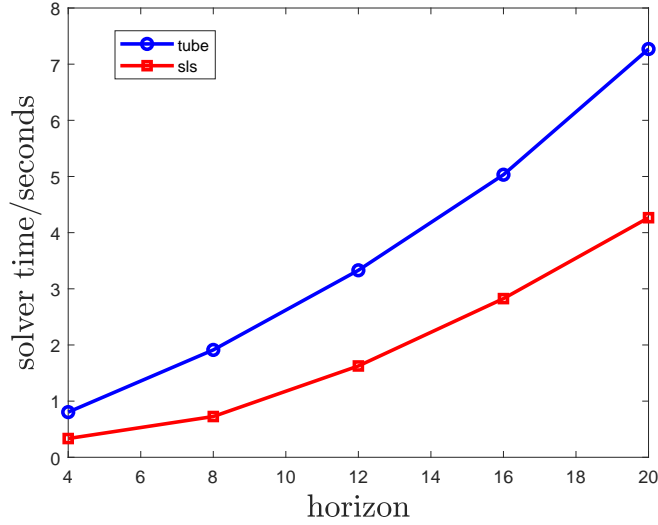


Figure 3: The solver time of running tube MPC (blue) and robust SLS MPC (23) (red) with different horizons.

MPC largely depends on the choice of the tube parameterization, while robust SLS MPC does not have such a dependency.

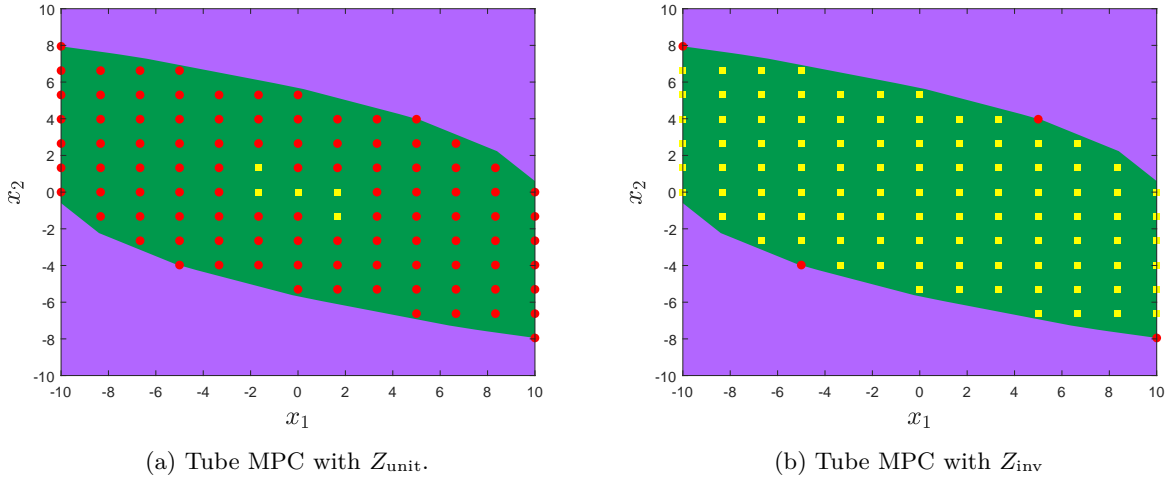


Figure 4: Feasibility of the initial conditions in tube MPC with Z_{unit} (left) and Z_{inv} (right) for horizon $T = 10$. Yellow: feasible x_0 's. Red: infeasible x_0 's.

Comparison with existing SLS relaxations: In the existing SLS literature [21], a coarser relaxation to that proposed in (23) has been used to solve robust OCPs, which we refer to as the “coarse SLS” approach. In this approach, there exists only one hyperparameter τ , and we evaluate its conservativeness in Fig. 5b following the same procedure as in evaluating the SLS relaxation (23). As shown, the SLS relaxation (23) in our paper considerably improves on the coarse SLS relaxation, while introducing only a small amount of additional computational overhead due to searching over the extra two hyperparameters (γ, β) , as described in Algorithm 1.

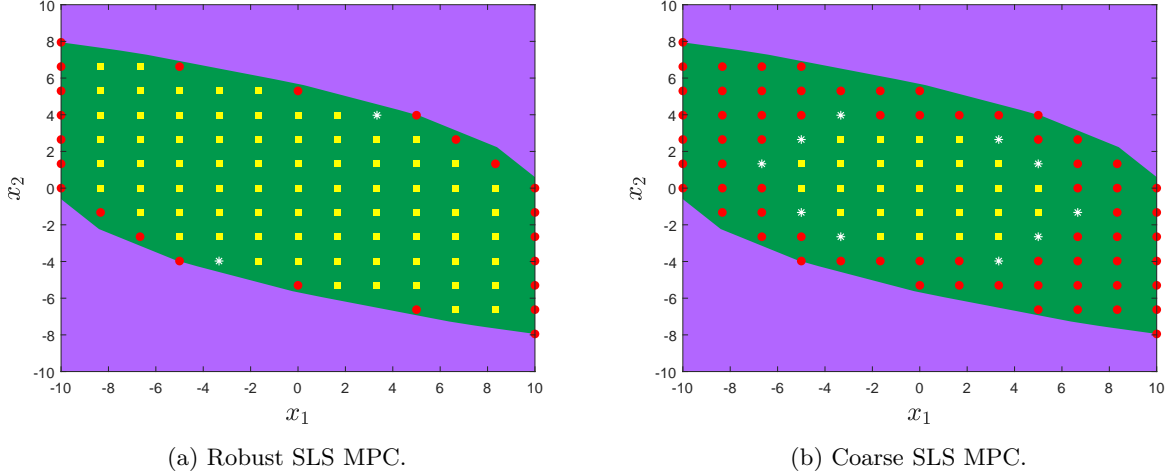


Figure 5: Feasibility of the initial conditions in robust SLS MPC (left) and coarse SLS MPC (right) with horizon $T = 10$. Yellow: feasible x_0 's. Red: infeasible x_0 's. White: unverified x_0 's in the SLS relaxation.

VI. CONCLUSION

We proposed an SLS based approach for the robust MPC of LTV systems with norm bounded additive disturbances and LTV dynamic model uncertainty. A robust LTV state feedback controller is synthesized through SLS by optimizing over the closed-loop system responses. Computationally efficient convex relaxations of the robust optimal control problems are formulated. Simulation results indicate that the proposed framework achieves a favorable balance between conservativeness and computational complexity as compared with dynamic programming, tube MPC, and prior robust SLS based approaches.

APPENDIX A

Proof of Theorem 3. Recall that $\Delta_c = \{\Delta \in \mathcal{L}_{TV} \mid \|\Delta\|_{\infty \rightarrow \infty} \leq 1, \Delta \text{ is causal}\}$. Consider matrices

$$\mathbf{M} = \begin{bmatrix} \mathbf{X} & \mathbf{X} \\ \mathbf{Y} & \mathbf{Y} \end{bmatrix}, \quad \widetilde{\Delta} = \begin{bmatrix} \Delta_1 & \\ & \Delta_2 \end{bmatrix} \quad (26)$$

where $\mathbf{X} \in \mathbb{R}^{p_1 \times q}$, $\mathbf{Y} \in \mathbb{R}^{p_2 \times q}$, $\Delta_1 \in \mathbb{R}^{q \times p_1}$, $\Delta_2 \in \mathbb{R}^{q \times p_2}$, $\Delta_1, \Delta_2 \in \Delta_c$. Next we want to show that

$$\|\mathbf{X}\|_{\infty \rightarrow \infty} + \|\mathbf{Y}\|_{\infty \rightarrow \infty} < 1 \Rightarrow (I - \mathbf{M}\widetilde{\Delta})^{-1} \text{ exists } \forall \widetilde{\Delta}.$$

For $\forall d_1, d_2 > 0$, define

$$D_p = \begin{bmatrix} d_1 I_{p_1} & \\ & d_2 I_{p_2} \end{bmatrix}, \quad D_p^{-1} = \begin{bmatrix} \frac{1}{d_1} I_{p_1} & \\ & \frac{1}{d_2} I_{p_2} \end{bmatrix},$$

$$D_q = \begin{bmatrix} d_1 I_q & \\ & d_2 I_q \end{bmatrix}, \quad D_q^{-1} = \begin{bmatrix} \frac{1}{d_1} I_q & \\ & \frac{1}{d_2} I_q \end{bmatrix}.$$

It follows that $D_q^{-1}\widetilde{\Delta} = \widetilde{\Delta}D_p^{-1}$. Since $D_p(I - \mathbf{M}\widetilde{\Delta})D_p^{-1} = I - D_p\mathbf{M}\widetilde{\Delta}D_p^{-1} = I - D_p\mathbf{M}D_q^{-1}\widetilde{\Delta}$, we have $I - \mathbf{M}\widetilde{\Delta}$ is invertible if and only if $I - D_p\mathbf{M}D_q^{-1}\widetilde{\Delta}$ is invertible for some $d_1, d_2 > 0$. Substitute D_p, D_q^{-1} and we have

$$D_p\mathbf{M}D_q^{-1} = \begin{bmatrix} \mathbf{X} & \frac{d_1}{d_2}\mathbf{X} \\ \frac{d_2}{d_1}\mathbf{Y} & \mathbf{Y} \end{bmatrix} = \begin{bmatrix} \mathbf{X} & \lambda\mathbf{X} \\ \frac{1}{\lambda}\mathbf{Y} & \mathbf{Y} \end{bmatrix}.$$

with $\lambda = \frac{d_1}{d_2} > 0$. Then $\|D_p \mathbf{M} D_q^{-1}\|_{\infty \rightarrow \infty} \leq \max\{\|\mathbf{X}\|_{\infty \rightarrow \infty} + \lambda \|\mathbf{X}\|_{\infty \rightarrow \infty}, \frac{1}{\lambda} \|\mathbf{Y}\|_{\infty \rightarrow \infty} + \|\mathbf{Y}\|_{\infty \rightarrow \infty}\}$. Taking the infimum over λ (or equivalently d_1, d_2), we have

$$\begin{aligned} & \inf_{\lambda} \|D_p \mathbf{M} D_q^{-1}\|_{\infty \rightarrow \infty} \\ & \leq \inf_{\lambda} \max\{\|\mathbf{X}\|_{\infty \rightarrow \infty} + \lambda \|\mathbf{X}\|_{\infty \rightarrow \infty}, \\ & \quad \frac{1}{\lambda} \|\mathbf{Y}\|_{\infty \rightarrow \infty} + \|\mathbf{Y}\|_{\infty \rightarrow \infty}\} \\ & = \|\mathbf{X}\|_{\infty \rightarrow \infty} + \|\mathbf{Y}\|_{\infty \rightarrow \infty}, \end{aligned}$$

where the infimum is achieved by $\lambda = d_1/d_2 = \|\mathbf{Y}\|_{\infty \rightarrow \infty}/\|\mathbf{X}\|_{\infty \rightarrow \infty}$. Thus

$$\begin{aligned} & \|\mathbf{X}\|_{\infty \rightarrow \infty} + \|\mathbf{Y}\|_{\infty \rightarrow \infty} < 1 \\ & \Rightarrow \inf_{d_1, d_2} \|D_p \mathbf{M} D_q^{-1}\|_{\infty \rightarrow \infty} < 1 \\ & \Rightarrow (I - \mathbf{M} \widetilde{\Delta})^{-1} \text{ exists for all } \widetilde{\Delta} \text{ in (26)} \end{aligned}$$

by the small gain theorem [25]. By proposition 1, we have

$$\begin{aligned} & \|\mathbf{X}\|_{\infty \rightarrow \infty} + \|\mathbf{Y}\|_{\infty \rightarrow \infty} < 1 \\ & \Rightarrow \|\mathbf{X} + \mathbf{X} \Delta_1 (I - \mathbf{Y} \Delta_1)^{-1} \mathbf{Y}\|_{\infty \rightarrow \infty} < 1, \forall \Delta_1 \in \Delta_e. \end{aligned} \tag{27}$$

Let

$$\mathbf{M} = \begin{bmatrix} \mathbf{M}_{11} & \mathbf{M}_{12} \\ \mathbf{M}_{21} & \mathbf{M}_{22} \end{bmatrix} = \begin{bmatrix} \frac{1}{\beta} \mathbf{P} \hat{\Phi} & \frac{1}{\beta} \mathbf{P} \hat{\Phi} \\ \epsilon \hat{\Phi} & \epsilon \hat{\Phi} \end{bmatrix}.$$

Apply (27) and we prove the theorem. \square

Proof of Theorem 4. Since Z is a block-downshift operator, from the definitions in (14) and (22), we have $\Delta^0 = 0$ and $\Phi \Delta = \Phi^0 \Delta^0 + \Phi^{\tilde{w}} \Delta^{\tilde{w}} = \Phi^{\tilde{w}} \Delta^{\tilde{w}}$. Then the robust constraint in (5) can be written as

$$\begin{aligned} F_j \begin{bmatrix} \mathbf{x} \\ \mathbf{u} \end{bmatrix} &= F_j^{\top} \Phi \mathbf{w} + F_j^{\top} \Phi \Delta (I - \Phi \Delta)^{-1} \Phi \mathbf{w} \\ &= F_j^{\top} \Phi^0 x_0 + F_j^{\top} \Phi^{\tilde{w}} \Delta^{\tilde{w}} (I - \Phi^{\tilde{w}} \Delta^{\tilde{w}})^{-1} \Phi^0 x_0 \\ & \quad + F_j^{\top} (\Phi^{\tilde{w}} + \Phi^{\tilde{w}} \Delta^{\tilde{w}} (I - \Phi^{\tilde{w}} \Delta^{\tilde{w}})^{-1} \Phi^{\tilde{w}}) \tilde{\mathbf{w}} \\ & \leq b_j \end{aligned} \tag{28}$$

for all j indexing the j -th row of F and b and for $\forall w_t \in \mathcal{W}$, $\forall \|\Delta_{At}\|_{\infty \rightarrow \infty} \leq \epsilon_A$, $\forall \|\Delta_{Bt}\|_{\infty \rightarrow \infty} \leq \epsilon_B$. Next, we upperbound the term ① = $F_j^{\top} (\Phi^{\tilde{w}} + \Phi^{\tilde{w}} \Delta^{\tilde{w}} (I - \Phi^{\tilde{w}} \Delta^{\tilde{w}})^{-1} \Phi^{\tilde{w}}) \tilde{\mathbf{w}}$ and the term ② = $F_j^{\top} \Phi^0 x_0$ separately.

Bounding ①: By the submultiplicativity of the matrix induced infinity-norm, we can upperbound term ① by

$$\begin{aligned} & F_j^{\top} (\Phi^{\tilde{w}} + \Phi^{\tilde{w}} \Delta^{\tilde{w}} (I - \Phi^{\tilde{w}} \Delta^{\tilde{w}})^{-1} \Phi^{\tilde{w}}) \tilde{\mathbf{w}} \\ & \leq \|F_j^{\top} (\Phi^{\tilde{w}} + \Phi^{\tilde{w}} \Delta^{\tilde{w}} (I - \Phi^{\tilde{w}} \Delta^{\tilde{w}})^{-1} \Phi^{\tilde{w}}) \tilde{\mathbf{w}}\|_{\infty} \\ & \leq \|F_j^{\top} (\Phi^{\tilde{w}} + \Phi^{\tilde{w}} \Delta^{\tilde{w}} (I - \Phi^{\tilde{w}} \Delta^{\tilde{w}})^{-1} \Phi^{\tilde{w}})\|_{\infty \rightarrow \infty} \sigma_w. \end{aligned} \tag{29}$$

It can be easily checked that $\|\Delta^{\tilde{w}}\|_{\infty \rightarrow \infty} \leq \epsilon_A + \epsilon_B = \epsilon$ and $(I - \Phi^{\tilde{w}} \Delta^{\tilde{w}})^{-1}$ exists. By Theorem 3, the following two statements are equivalent:

$$\begin{aligned} (i) & \|F_j^{\top} (\Phi^{\tilde{w}} + \Phi^{\tilde{w}} \Delta^{\tilde{w}} (I - \Phi^{\tilde{w}} \Delta^{\tilde{w}})^{-1} \Phi^{\tilde{w}})\|_{\infty \rightarrow \infty} \leq \beta_j. \\ (ii) & \|F_j^{\top} \Phi^{\tilde{w}}\|_{\infty \rightarrow \infty} + \beta_j \|\epsilon \Phi^{\tilde{w}}\|_{\infty \rightarrow \infty} \leq \beta_j. \end{aligned} \tag{30}$$

Then ① $\leq \beta_j \sigma_w$ if $\|F_j^\top \Phi^{\tilde{w}}\|_{\infty \rightarrow \infty} + \beta_j \|\epsilon \Phi^{\tilde{w}}\|_{\infty \rightarrow \infty} \leq \beta_j$. To reduce the number of hyperparameters, we replace β_j by a uniform β for all j . This still guarantees the robustness of the constraints in (23) and can be seen as a tradeoff between computational complexity and conservativeness.

Bounding ②: Since $\Delta = [\Delta_A \mid \Delta_B]$ and Δ_A, Δ_B are strict block-lower-triangular matrices, we have $(\Phi^{\tilde{w}} \Delta^{\tilde{w}})^{T+1} = 0$ and $(I - \Phi^{\tilde{w}} \Delta^{\tilde{w}})^{-1} = \sum_{k=0}^T (\Phi^{\tilde{w}} \Delta^{\tilde{w}})^k$. Then we can bound term ② as:

$$\begin{aligned}
& F_j^\top \Phi^{\tilde{w}} \Delta^{\tilde{w}} (I - \Phi^{\tilde{w}} \Delta^{\tilde{w}})^{-1} \Phi^0 x_0 \\
&= F_j^\top \sum_{k=1}^T (\Phi^{\tilde{w}} \Delta^{\tilde{w}})^k \Phi^0 x_0 \\
&= F_j^\top \Phi^{\tilde{w}} \sum_{k=0}^{T-1} (\Delta^{\tilde{w}} \Phi^{\tilde{w}})^k \Delta^{\tilde{w}} \Phi^0 x_0 \\
&\leq \|F_j^\top \Phi^{\tilde{w}}\|_1 \left\| \sum_{k=0}^{T-1} (\Delta^{\tilde{w}} \Phi^{\tilde{w}})^k \Delta^{\tilde{w}} \Phi^0 x_0 \right\|_\infty \\
&\leq \|F_j^\top \Phi^{\tilde{w}}\|_1 \left\| \sum_{k=0}^{T-1} (\Delta^{\tilde{w}} \Phi^{\tilde{w}})^k \right\|_{\infty \rightarrow \infty} \|\Delta^{\tilde{w}} \Phi^0 x_0\|_\infty \\
&\leq \|F_j^\top \Phi^{\tilde{w}}\|_1 \sum_{k=0}^{T-1} \|\Delta^{\tilde{w}} \Phi^{\tilde{w}}\|_{\infty \rightarrow \infty}^k \|\Delta^{\tilde{w}} \Phi^0 x_0\|_\infty \\
&\leq \|F_j^\top \Phi^{\tilde{w}}\|_1 \frac{1 - \tau^T}{1 - \tau} \gamma
\end{aligned} \tag{31}$$

for any $\tau, \gamma > 0$ such that $\|\Delta^{\tilde{w}} \Phi^{\tilde{w}}\|_{\infty \rightarrow \infty} \leq \tau$ and $\|\Delta^{\tilde{w}} \Phi^0 x_0\|_\infty \leq \gamma$. The first inequality applies Holder's inequality while the rest inequalities are from the triangular inequality and submultiplicativity of the induced infinity-norm.

Bounds with τ, γ : First we bound $\|\Delta^{\tilde{w}} \Phi^{\tilde{w}}\|_{\infty \rightarrow \infty}$ by:

$$\begin{aligned}
& \|\Delta^{\tilde{w}} \Phi^{\tilde{w}}\|_{\infty \rightarrow \infty} \\
&= \left\| \begin{bmatrix} \Delta_A^{\tilde{w}} \frac{\alpha}{\epsilon_A} & \Delta_B^{\tilde{w}} \frac{1-\alpha}{\epsilon_B} \end{bmatrix} \begin{bmatrix} \frac{\epsilon_A \Phi_x^{\tilde{w}}}{\alpha} \\ \frac{\epsilon_B \Phi_u^{\tilde{w}}}{1-\alpha} \end{bmatrix} \right\|_{\infty \rightarrow \infty} \\
&\leq \left\| \begin{bmatrix} \Delta_A^{\tilde{w}} \frac{\alpha}{\epsilon_A} & \Delta_B^{\tilde{w}} \frac{1-\alpha}{\epsilon_B} \end{bmatrix} \right\|_{\infty \rightarrow \infty} \left\| \begin{bmatrix} \frac{\epsilon_A \Phi_x^{\tilde{w}}}{\alpha} \\ \frac{\epsilon_B \Phi_u^{\tilde{w}}}{1-\alpha} \end{bmatrix} \right\|_{\infty \rightarrow \infty} \\
&\leq \left(\frac{\alpha}{\epsilon_A} \|\Delta_A^{\tilde{w}}\|_{\infty \rightarrow \infty} + \frac{1-\alpha}{\epsilon_B} \|\Delta_B^{\tilde{w}}\|_{\infty \rightarrow \infty} \right) \left\| \begin{bmatrix} \frac{\epsilon_A \Phi_x^{\tilde{w}}}{\alpha} \\ \frac{\epsilon_B \Phi_u^{\tilde{w}}}{1-\alpha} \end{bmatrix} \right\|_{\infty \rightarrow \infty} \\
&\leq \left\| \begin{bmatrix} \frac{\epsilon_A \Phi_x^{\tilde{w}}}{\alpha} \\ \frac{\epsilon_B \Phi_u^{\tilde{w}}}{1-\alpha} \end{bmatrix} \right\|_{\infty \rightarrow \infty}
\end{aligned} \tag{32}$$

for any $\alpha \in (0, 1)$. The first inequality follows from submultiplicativity and the second inequality holds because the induced infinity-norm is the maximum absolute row sum a matrix. For $\|\Delta^{\tilde{w}} \Phi^0 x_0\|_\infty$ a similar upperbound can be obtained. Then the following conditions

$$\left\| \begin{bmatrix} \frac{\epsilon_A \Phi_x^{\tilde{w}}}{\alpha} \\ \frac{\epsilon_B \Phi_u^{\tilde{w}}}{1-\alpha} \end{bmatrix} \right\|_{\infty \rightarrow \infty} \leq \tau, \quad \left\| \begin{bmatrix} \frac{\epsilon_A \Phi_x^0}{\alpha} \\ \frac{\epsilon_B \Phi_u^0}{1-\alpha} \end{bmatrix} x_0 \right\|_\infty \leq \gamma \tag{33}$$

guarantee that $\|\Delta^{\tilde{w}} \Phi^{\tilde{w}}\|_{\infty \rightarrow \infty} \leq \tau$ and $\|\Delta^{\tilde{w}} \Phi^0 x_0\|_\infty \leq \gamma$ hold for all $\|\Delta_{At}\|_{\infty \rightarrow \infty} \leq \epsilon_A, \|\Delta_{Bt}\|_{\infty \rightarrow \infty} \leq \epsilon_B$. Putting everything together, we prove Theorem 4. \square

REFERENCES

- [1] S. J. Qin and T. A. Badgwell, “A survey of industrial model predictive control technology,” *Control engineering practice*, vol. 11, no. 7, pp. 733–764, 2003.
- [2] D. Hrovat, S. Di Cairano, H. E. Tseng, and I. V. Kolmanovsky, “The development of model predictive control in automotive industry: A survey,” in *2012 IEEE International Conference on Control Applications*. IEEE, 2012, pp. 295–302.
- [3] R. R. Negenborn, “Multi-agent model predictive control with applications to power networks,” 2007.
- [4] P.-B. Wieber, “Trajectory free linear model predictive control for stable walking in the presence of strong perturbations,” in *2006 6th IEEE-RAS International Conference on Humanoid Robots*. IEEE, 2006, pp. 137–142.
- [5] D. L. Marruedo, T. Alamo, and E. Camacho, “Stability analysis of systems with bounded additive uncertainties based on invariant sets: Stability and feasibility of mpc,” in *Proceedings of the 2002 American Control Conference (IEEE Cat. No. CH37301)*, vol. 1. IEEE, 2002, pp. 364–369.
- [6] G. Grimm, M. J. Messina, S. E. Tuna, and A. R. Teel, “Examples when nonlinear model predictive control is nonrobust,” *Automatica*, vol. 40, no. 10, pp. 1729–1738, 2004.
- [7] A. Bemporad and M. Morari, “Robust model predictive control: A survey,” in *Robustness in identification and control*. Springer, 1999, pp. 207–226.
- [8] D. Q. Mayne, J. B. Rawlings, C. V. Rao, and P. O. Scokaert, “Constrained model predictive control: Stability and optimality,” *Automatica*, vol. 36, no. 6, pp. 789–814, 2000.
- [9] B. Kouvaritakis, J. A. Rossiter, and J. Schuurmans, “Efficient robust predictive control,” *IEEE Transactions on automatic control*, vol. 45, no. 8, pp. 1545–1549, 2000.
- [10] J. Schuurmans and J. Rossiter, “Robust predictive control using tight sets of predicted states,” *IEE proceedings-Control theory and applications*, vol. 147, no. 1, pp. 13–18, 2000.
- [11] Y. I. Lee and B. Kouvaritakis, “Robust receding horizon predictive control for systems with uncertain dynamics and input saturation,” *Automatica*, vol. 36, no. 10, pp. 1497–1504, 2000.
- [12] P. J. Goulart, E. C. Kerrigan, and J. M. Maciejowski, “Optimization over state feedback policies for robust control with constraints,” *Automatica*, vol. 42, no. 4, pp. 523–533, 2006.
- [13] D. Q. Mayne, M. M. Seron, and S. Raković, “Robust model predictive control of constrained linear systems with bounded disturbances,” *Automatica*, vol. 41, no. 2, pp. 219–224, 2005.
- [14] W. Langson, I. Chrysochoos, S. Raković, and D. Q. Mayne, “Robust model predictive control using tubes,” *Automatica*, vol. 40, no. 1, pp. 125–133, 2004.
- [15] M. V. Kothare, V. Balakrishnan, and M. Morari, “Robust constrained model predictive control using linear matrix inequalities,” *Automatica*, vol. 32, no. 10, pp. 1361–1379, 1996.
- [16] F. Borrelli, A. Bemporad, and M. Morari, *Predictive control for linear and hybrid systems*. Cambridge University Press, 2017.
- [17] M. Bujarbaruah, S. H. Nair, and F. Borrelli, “A semi-definite programming approach to robust adaptive mpc under state dependent uncertainty,” *arXiv preprint arXiv:1910.04378*, 2019.
- [18] Y. Kim, X. Zhang, J. Guanetti, and F. Borrelli, “Robust model predictive control with adjustable uncertainty sets,” in *2018 IEEE Conference on Decision and Control (CDC)*. IEEE, 2018, pp. 5176–5181.
- [19] M. Lorenzen, M. Cannon, and F. Allgöwer, “Robust mpc with recursive model update,” *Automatica*, vol. 103, pp. 461–471, 2019.
- [20] J. Anderson, J. C. Doyle, S. H. Low, and N. Matni, “System level synthesis,” *Annual Reviews in Control*, vol. 47, pp. 364 – 393, 2019.
- [21] S. Dean, S. Tu, N. Matni, and B. Recht, “Safely learning to control the constrained linear quadratic regulator,” in *2019 American Control Conference (ACC)*. IEEE, 2019, pp. 5582–

5588.

- [22] R. A. Horn and C. R. Johnson, *Matrix analysis*. Cambridge university press, 2012.
- [23] M. A. Dahleh and I. J. Diaz-Bobillo, “Control of uncertain systems: a linear programming approach,” 1994.
- [24] M. Khammash and J. Pearson, “Performance robustness of discrete-time systems with structured uncertainty,” *IEEE Transactions on Automatic Control*, vol. 36, no. 4, pp. 398–412, 1991.
- [25] G. E. Dullerud and F. Paganini, *A course in robust control theory: a convex approach*. Springer Science & Business Media, 2013, vol. 36.
- [26] J. Löfberg, “Yalmip: A toolbox for modeling and optimization in matlab,” in *Proceedings of the CACSD Conference*, vol. 3. Taipei, Taiwan, 2004.
- [27] E. D. Andersen and K. D. Andersen, “The mosek interior point optimizer for linear programming: an implementation of the homogeneous algorithm,” in *High performance optimization*. Springer, 2000, pp. 197–232.
- [28] Y. Wang and S. Boyd, “Fast model predictive control using online optimization,” *IEEE Transactions on control systems technology*, vol. 18, no. 2, pp. 267–278, 2009.