

Reconciling Event Structures with Modern Multiprocessors

Evgenii Moiseenko

St. Petersburg University, Russia and JetBrains Research, Russia
e.moiseenko@2012.spbu.ru

Anton Podkopaev

National Research University Higher School of Economics, Russia and MPI-SWS, Germany and
 JetBrains Research, Russia
podkopaev@mpi-sws.org

Ori Lahav

Tel Aviv University, Israel
orilahav@tau.ac.il

Orestis Melkonian

University of Edinburgh, UK
melkon.or@gmail.com

Viktor Vafeiadis

MPI-SWS, Germany
viktor@mpi-sws.org

Abstract

Weakestmo is a recently proposed memory consistency model that uses event structures to resolve the infamous “out-of-thin-air” problem and to enable efficient compilation to hardware. Nevertheless, this latter property—compilation correctness—has not yet been formally established.

This paper closes this gap by establishing correctness of the intended compilation schemes from **Weakestmo** to a wide range of formal hardware memory models (x86, POWER, ARMv7, ARMv8) in the Coq proof assistant. Our proof is the first that establishes correctness of compilation of an event-structure-based model that forbids “out-of-thin-air” behaviors, as well as the first mechanized compilation proof of a weak memory model supporting sequentially consistent accesses to such a range of hardware platforms. Our compilation proof goes via the recent Intermediate Memory Model (IMM), which we suitably extend with sequentially consistent accesses.

2012 ACM Subject Classification Theory of computation → Logic and verification; Software and its engineering → Concurrent programming languages

Keywords and phrases Weak Memory Consistency, Event Structures, IMM, **Weakestmo**.

Digital Object Identifier [10.4230/LIPIcs.ECOOP.2020.5](https://doi.org/10.4230/LIPIcs.ECOOP.2020.5)

1 Introduction

A major research problem in concurrency semantics is to develop a weak memory model that allows load-to-store reordering (a.k.a. *load buffering*, LB) and compiler optimizations (*e.g.*, elimination of fake dependencies), while forbidding “out-of-thin-air” behaviors [19, 11, 5, 14].

The problem can be illustrated with the following two programs, which access locations x and y initialized to 0. The annotated outcome $a = b = 1$ ought to be allowed for **LB-fake** because $1 + a * 0$ can be optimized to 1 and then the instructions of thread 1 executed out of order. In contrast, it should be forbidden for **LB-data**, since no optimizations are applicable.

$$\begin{array}{c} a := [x] \quad // 1 \\ [y] := 1 + a * 0 \end{array} \parallel \begin{array}{c} b := [y] \quad // 1 \\ [x] := b \end{array} \quad (\text{LB-fake}) \quad \left| \quad \begin{array}{c} a := [x] \quad // 1 \\ [y] := a \end{array} \parallel \begin{array}{c} b := [y] \quad // 1 \\ [x] := b \end{array} \quad (\text{LB-data})$$



© Evgenii Moiseenko, Anton Podkopaev, Ori Lahav, Orestis Melkonian, Viktor Vafeiadis;
 licensed under Creative Commons License CC-BY

34th European Conference on Object-Oriented Programming (ECOOP 2020).

Editors: Robert Hirschfeld and Tobias Pape; Article No. 5; pp. 5:1–5:34

Leibniz International Proceedings in Informatics



LIPICs Schloss Dagstuhl – Leibniz-Zentrum für Informatik, Dagstuhl Publishing, Germany

Among the proposed models that correctly distinguish between these two programs is the recent **Weakestmo** model [6]. **Weakestmo** was developed in response to certain limitations of earlier models, such as the “promising semantics” of Kang *et al.* [12], namely that (i) they did not cover the whole range of C/C++ concurrency features and that (ii) they did not support the intended compilation schemes to hardware.

Being flexible in its design, **Weakestmo** addresses the former point. It supports all usual features of the C/C++11 model [3] and can easily be adapted to support any new concurrency features that may be added in the future. It does not, however, fully address the latter point. Due to the difficulty of establishing correctness of the intended compilation schemes to hardware architectures that permit load-store reordering (*i.e.*, POWER, ARMv7, ARMv8), Chakraborty and Vafeiadis [6] only establish correctness of suboptimal schemes that add (unnecessary) explicit fences to prevent load-store reordering.

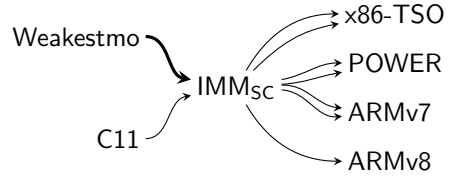
In this paper, we address this major limitation of the **Weakestmo** paper. We establish in Coq correctness of the intended compilation schemes to a wide range of hardware architectures that includes the major ones: x86-TSO [18], POWER [1], ARMv7 [1], ARMv8 [22]. The compilation schemes, whose correctness we prove, do not require any fences or fake dependencies for relaxed accesses. Because of a technical limitation of our setup (see §6), however, compilation of read-modify-write (RMW) accesses to ARMv8 uses a load-reserve/store-conditional loop (similar to that of ARMv7 and POWER) as opposed to the newly introduced ARMv8 instructions for certain kinds of RMWs.

The main challenge in this proof is to reconcile the different ways in which hardware models and **Weakestmo** allow load-store reordering. Unlike most models at the programming language level, hardware models (such as ARMv8) do not execute instructions in sequence; they instead keep track of dependencies between instructions and ensure that no dependency cycles ever arise in a single execution. In contrast, **Weakestmo** executes instructions in order, but simultaneously considers multiple executions to justify an execution where a load reads a value that indirectly depends upon a later store. Technically, these multiple executions together form an *event structure*, upon which **Weakestmo** places various constraints.


The high-level proof structure is shown in Fig. 1. We reuse IMM, an *intermediate memory model*, introduced by Podkopaev *et al.* [20] as an abstraction over all major existing hardware memory models. To support **Weakestmo** compilation, we extend IMM with *sequentially consistent* (SC) accesses following the RC11 model [14]. As IMM is very much a hardware-like model (*e.g.*, it tracks dependencies), the main result is compilation from **Weakestmo** to IMM (indicated by the bold arrow). The other arrows in the figure are extensions of previous results to account for SC accesses, while double arrows indicate results for two compilation schemes.

The complexity of the proof is also evident from the size of the Coq development. We have written about 30K lines of Coq definitions and proof scripts on top of an existing infrastructure of about another 20K lines (defining IMM, the aforementioned hardware models and many lemmas about them). As part of developing the proof, we also had to mechanize the **Weakestmo** definition in Coq and to fix some minor deficiencies in the original definition, which were revealed by our proof effort.

To the best of our knowledge, our proof is the first proof of correctness of compilation of an event-structure-based memory model. It is also the first mechanized compilation proof of a weak memory model supporting sequentially consistent accesses to such a range of



■ **Figure 1** Results proved in this paper.



■ **Figure 2** Executions of **LB** and **LB-data/LB-fake** with outcome $a = b = 1$.

hardware architectures. The latter, although fairly straightforward in our case, has had a history of wrong compilation correctness arguments (see [14] for details).

Outline We start with an informal overview of IMM, Weakestmo, and our compilation proof (§2). We then present a fragment of Weakestmo formally (§3) and its compilation proof (§4). Subsequently, we extend these results to cover SC accesses (§5), discuss related work (§6) and conclude (§7). The associated proof scripts and supplementary material for our paper are publicly available at <http://plv.mpi-sws.org/weakestmoToImm/>.

2 Overview of the Compilation Correctness Proof

To get an idea about the IMM and Weakestmo memory models, consider a version of the **LB-fake** and **LB-data** programs from §1 with no dependency in thread 1:

$$\begin{array}{l} a := [x] \quad // 1 \\ [y] := 1 \end{array} \parallel \begin{array}{l} b := [y] \quad // 1 \\ [x] := b \end{array} \quad (\text{LB})$$

As we will see, the annotated outcome is allowed by both IMM and Weakestmo, albeit in different ways. The different treatment of load-store reordering affects the outcomes of other programs. For example, IMM forbids the annotated outcome of **LB-fake** by treating it exactly as **LB-data**, whereas Weakestmo allows the outcome by treating **LB-fake** exactly as **LB**.

2.1 An Informal Introduction to IMM

IMM is a *declarative* (also called *axiomatic*) model identifying a program's semantics with a set of *execution graphs*, or just *executions*. As an example, Fig. 2a contains G_{LB} , an IMM execution graph of **LB** corresponding to an execution yielding the annotated behavior.

Vertices of execution graphs, called *events*, represent memory accesses either due to the initialization of memory or to the execution of program instructions. Each event is labeled with the type of the access (*e.g.*, R for reads, W for writes), the location accessed, and the value read or written. Memory initialization consists of a set of events labeled $W(x, 0)$ for each location x used in the program; for conciseness, however, we depict the initialization events as a single event with label **Init**.

Edges of execution graphs represent different relations on events. In Fig. 2, three different relations are depicted. The *program order* relation (**po**) totally orders events originated from the same thread according to their order in the program, as well as the initialization event(s) before all other events. The *reads-from* relation (**rf**) relates a write event to the read events that read from it. Finally, the *preserved program order* (**ppo**) is a subset of the program order relating events that cannot be executed out of order. Such **ppo** edges arise whenever there is a dependency chain between the corresponding instructions (*e.g.*, a write storing the value read by a prior read).

Because of the syntactic nature of **ppo**, IMM conflates the executions of **LB-data** and **LB-fake** leading to the outcome $a = b = 1$ (see Fig. 2b). This choice is in line with hardware memory models; it means, however, that IMM is not suitable as a memory model for a programming language (because, as argued in §1, **LB-fake** can be transformed to **LB** by an optimizing compiler).

The executions of a program are constructed in two steps.¹ First, a thread-local semantics determines the sequential executions of each thread, where the values returned by each read access are chosen non-deterministically (among the set of *all* possible values), and the executions of different threads are combined into a single execution. Then, the execution graphs are filtered by a *consistency predicate*, which determines which executions are allowed (i.e., are IMM-consistent). These IMM-consistent executions form the program’s semantics.

IMM-consistency checks three basic constraints:

Completeness: Every read event reads from precisely one write with the same location and value;

Coherence: For each location x , there is a total ordering of x -related events extending the program order so that each read of x reads from the most recent prior write according to that total order; and

Acyclic dependency: There is no cycle consisting only of **ppo** and **rf** edges.

The final constraint disallows executions in which an event recursively depends upon itself, as this pattern can lead to “out-of-thin-air” outcomes. Specifically, the execution in Fig. 2b, which represents the annotated behavior of **LB-fake** and **LB-data**, is *not* IMM-consistent because of the $(\mathbf{ppo} \cup \mathbf{rf})$ -cycle. In contrast, G_{LB} is IMM-consistent.

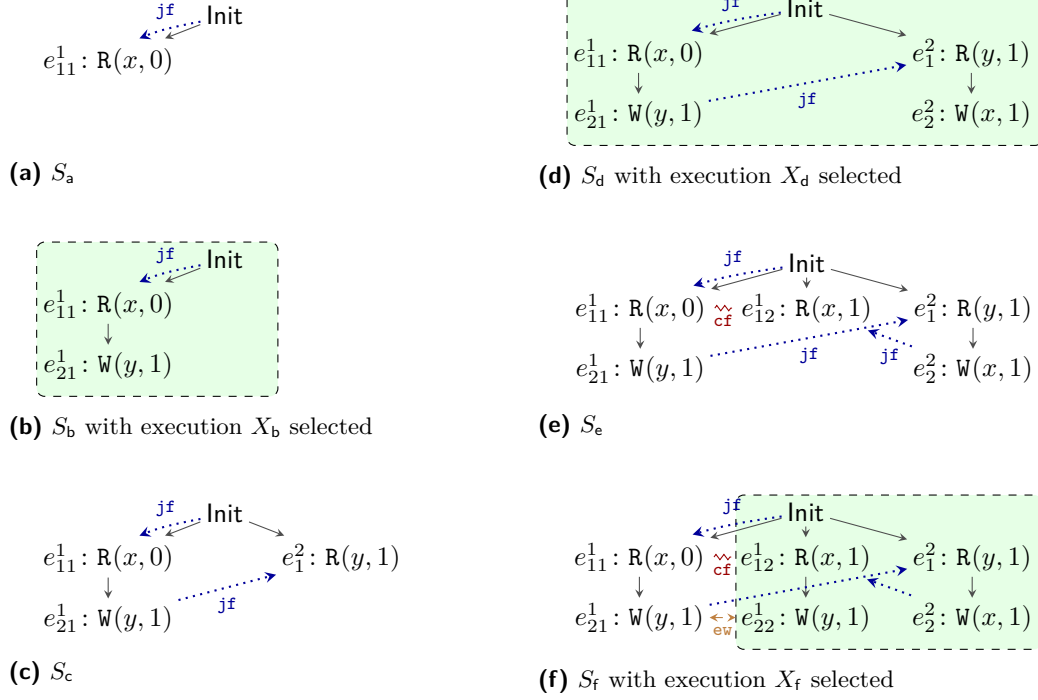
2.2 An Informal Introduction to Weakestmo

We move on to **Weakestmo**, which also defines the program’s semantics as a set of execution graphs. However, they are constructed differently—extracted from a final *event structure*, which **Weakestmo** incrementally builds for a program.

An event structure represents multiple executions of a programs in a single graph. Like execution graphs, event structures contain a set of events and several relations among them. Like execution graphs, the *program order* (**po**) orders events according to each thread’s control flow. However, unlike execution graphs, **po** is not necessarily total among the events of a given thread. Events of the same thread that are not **po**-ordered are said to be in *conflict* (**cf**) with one another, and cannot belong to the same execution. Such conflict events arise when two read events originate from the same read instruction (*e.g.*, representing executions where the reads return different values). Moreover, **cf** “extends downwards”: events that depend upon conflicting events (*i.e.*, have conflicting **po**-predecessors) are also in conflict with one other. In pictures, we typically show only the *immediate conflict* edges (between reads originating from the same instruction) and omit the conflict edges between events **po**-after immediately conflicting ones.

Event structures are constructed incrementally starting from an event structure consisting only of the initialization events. Then, events corresponding to the execution of program instructions are added one at a time. We start by executing the first instruction of a program’s thread. Then, we may execute the second instruction of the same thread or the first instruction of another thread, and so on.

¹ For a detailed formal description of the graphs and their construction process we refer the reader to [20, §2.2].



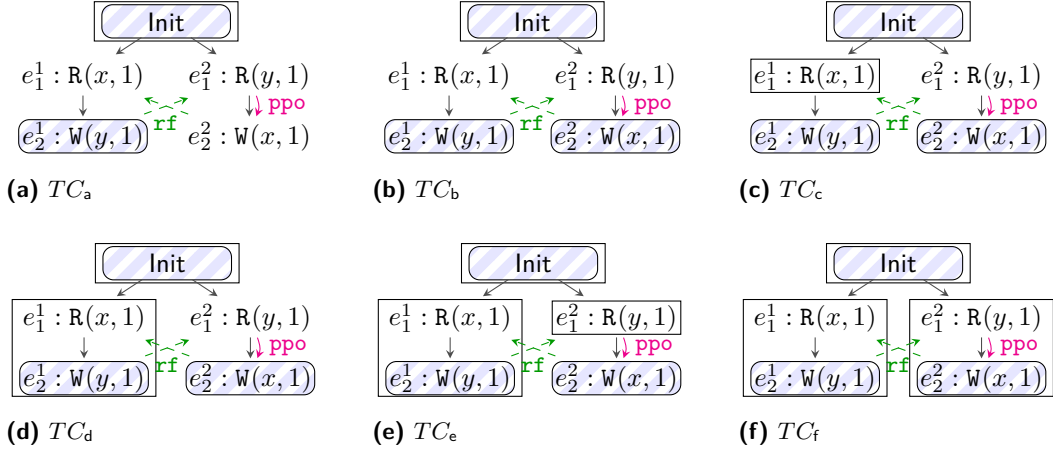
■ **Figure 3** A run of Weakestmo witnessing the annotated outcome of **LB**.

As an example, Fig. 3 constructs an event structure for **LB**. Fig. 3a depicts the event structure S_a obtained from the initial event structure by executing $a := [x]$ in **LB**'s thread 1. As a result of the instruction execution, a read event $e_{11}^1: R(x, 0)$ is added.

Whenever the event added is a read, **Weakestmo** has to justify the returned value from an appropriate write event. In this case, there is only one write to x —the initialization write—and so S_a has a *justified from* edge, denoted **jf**, going to e_{11}^1 in S_a . This is a requirement of **Weakestmo**: each read event in an event structure has to be justified from exactly one write event with the same value and location. (This requirement is analogous to the *completeness* requirement in IMM-consistency for execution graphs.) Since events are added in program order and read events are always justified from existing events in the event structure, $\text{po} \cup \text{jf}$ is guaranteed to be acyclic by construction.

The next three steps (Figures 3b to 3d) simply add a new event to the event structure. Notice that unlike IMM executions, **Weakestmo** event structures do not track syntactic dependencies, *e.g.*, S_d in Fig. 3d does not contain a **ppo** edge between e_1^2 and e_2^2 . This is precisely what allows **Weakestmo** to assign the same behavior to **LB** and **LB-fake**: they have exactly the same event structures. As a programming-language-level memory model, **Weakestmo** supports optimizations removing fake dependencies.

The next step (Fig. 3e) is more interesting because it showcases the key distinction between event structures and execution graphs, namely that event structures may contain more than one execution for each thread. Specifically, the transition from S_d to S_e reruns the first instruction of thread 1 and adds a new event e_{12}^1 justified from a different write event. We say that this new event *conflicts* (**cf**) with e_{11}^1 because they cannot both occur in a single execution. Because of conflicts, po in event structures does not totally order all events of a thread; *e.g.*, e_{11}^1 and e_{12}^1 are not po -ordered in S_e . Two events of the same thread are conflicted precisely when they are not po -ordered.



■ **Figure 4** Traversal configurations for G_{LB} .

The final construction step (Fig. 3f) demonstrates another **Weakestmo** feature. Conflicting write events writing the same value to the same location (e.g., e_{21}^1 and e_{22}^1 in S_f) may be declared *equal writes*, i.e., connected by an equivalence relation **ew**.²

The **ew** relation is used to define **Weakestmo**'s version of the reads-from relation, **rf**, which relates a read to all (non-conflicted) writes *equal* to the write justifying the read. For example, e_1^1 reads from both e_{21}^1 and e_{22}^1 .

The **Weakestmo**'s **rf** relation is used for extraction of program executions. An execution graph G is *extracted* from an event structure S denoted $S \triangleright G$ if G is a maximal conflict-free subset of S , it contains only *visible* events (to be defined in §3), and every read event in G reads from some write in G according to $S.\mathbf{rf}$. Two execution graphs can be extracted from S_f : $\{\text{Init}, e_{11}^1, e_{21}^1, e_1^2, e_2^2\}$ and $\{\text{Init}, e_{12}^1, e_{22}^1, e_1^2, e_2^2\}$ representing the outcomes $a = 0 \wedge b = 1$ and $a = b = 1$ respectively.

2.3 Weakestmo to IMM Compilation: High-Level Proof Structure

In this paper, we assume that **Weakestmo** is defined for the same assembly language as IMM (see [20, Fig. 2]) extended with SC accesses and refer to this language as **L**. Having that, we show the correctness of the *identity* mapping as a compilation scheme from **Weakestmo** to IMM in the following theorem.

► **Theorem 1.** *Let prog be a program in **L**, and G be an IMM-consistent execution graph of prog. Then there exists an event structure S of prog under **Weakestmo** such that $S \triangleright G$.*

To prove the theorem, we must show that **Weakestmo** may construct the needed event structure in a step by step fashion. If the IMM-consistent execution graph G contains no $\text{po} \cup \mathbf{rf}$ cycles, then the construction is completely straightforward: G itself is a **Weakestmo**-consistent event structure (setting **jf** to be just **rf**), and its events can be added in any order extending $\text{po} \cup \mathbf{rf}$.

The construction becomes tricky for IMM-consistent execution graphs, such as G_{LB} , that contain $\text{po} \cup \mathbf{rf}$ cycles. Due to the cycle(s), G cannot be directly constructed as a (conflict-free)

² In this paper, we take **ew** to be reflexive, whereas it is irreflexive in Chakraborty and Vafeiadis [6]. Our **ew** is the reflexive closure of the one in [6].

Weakestmo event structure. We must instead construct a larger event structure S containing multiple executions, one of which will be the desired graph G . Roughly, for each $\text{po} \cup \text{rf}$ cycle in G , we have to construct an immediate conflict in the event structure.

To generate the event structure S , we rely on a basic property of IMM-consistent execution graphs shown by Podkopaev *et al.* [20, §§6,7], namely that execution graphs can be *traversed* in a certain order, *i.e.*, its events can be *issued* and *covered* in that order, so that in the end all events are covered. The traversal captures a possible execution order of the program that yields the given execution. In that execution order, events are not added according to program order, but rather according to *preserved program order* (ppo) in two steps. Events are first issued when all their dependencies have been resolved, and are later covered when all their po-prior events have been covered.

In more detail, a traversal of an IMM-consistent execution graph G is a sequence of traversal steps between *traversal configurations*. A traversal configuration TC of an execution graph G is a pair of sets of events, $\langle C, I \rangle$, called the *covered* and *issued* set respectively. As an example, Fig. 4 presents all six traversal configurations of the execution graph G_{LB} of LB from Fig. 2a except for the initial configuration. The issued set is marked by \bigcirc and the covered set by \square .

A traversal might be seen as an execution of an abstract machine that can execute write instructions early but has to execute everything else in order. The first option corresponds to issuing a write event, and the second option to covering an event. The traversal strategy has certain constraints. To issue a write event, all external reads that it depends upon must be resolved; *i.e.*, they must read from already issued events. To cover an event, all its po-predecessors must also be covered.³ For example, in Fig. 4, a traversal cannot issue $e_2^2: W(x, 1)$ before issuing $e_2^1: W(y, 1)$ nor cover $e_1^1: R(x, 1)$ before issuing $e_2^2: W(x, 1)$.

According to Podkopaev *et al.* [20, Prop. 6.5], every IMM-consistent execution graph G has a full traversal of the following form:

$$G \vdash TC_{\text{init}}(G) \longrightarrow TC_1 \longrightarrow TC_2 \longrightarrow \dots \longrightarrow TC_{\text{final}}(G)$$

where the initial configuration, $TC_{\text{init}}(G) \triangleq \langle G.\text{Init}, G.\text{Init} \rangle$, has issued and covered only G 's initial events and the final configuration, $TC_{\text{final}}(G) \triangleq \langle G.\text{E}, G.\text{W} \rangle$, has covered all G 's events and issued all its write events.

We construct the event structure S following a full traversal of G . We define a simulation relation, $\mathcal{I}(\text{prog}, G, TC, S, X)$, between the program prog , the current traversal configuration TC of execution G and the current event structure's state $\langle S, X \rangle$, where X is a subset of events corresponding to a particular execution graph extracted from the event structure S .

Our simulation proof is divided into the following three lemmas, which state that the initial states are simulated, that simulation extends along traversal steps, and that the simulation of final states means that G can be extracted from the generated event structure.

► **Lemma 2** (Simulation Start). *Let prog be a program of \mathcal{L} , and G be an IMM-consistent execution graph of prog . Then $\mathcal{I}(\text{prog}, G, TC_{\text{init}}(G), S_{\text{init}}(\text{prog}), S_{\text{init}}(\text{prog}).\text{E})$ holds.*

► **Lemma 3** (Weak Simulation Step). *If $\mathcal{I}(\text{prog}, G, TC, S, X)$ and $G \vdash TC \longrightarrow TC'$ hold, then there exist S' and X' such that $\mathcal{I}(\text{prog}, G, TC', S', X')$ and $S \rightarrow^* S'$ hold.*

► **Lemma 4** (Simulation End). *If $\mathcal{I}(\text{prog}, G, TC_{\text{final}}(G), S, X)$ holds, then the execution graph associated with X is isomorphic to G .*


³ For readers familiar with PS [12], issuing a write event corresponds to promising a message, and covering an event to normal execution of an instruction.

The proof of Theorem 1 then proceeds by induction on the length of the traversal $G \vdash TC_{\text{init}}(G) \longrightarrow^* TC_{\text{final}}(G)$. Lemma 2 serves as the base case, Lemma 3 is the induction step simulating each traversal step with a number of event structure construction steps, and Lemma 4 concludes the proof.

The proofs of Lemmas 2 and 4 are technical but fairly straightforward. (We define \mathcal{I} in a way that makes these lemmas immediate.) In contrast, Lemma 3 is much more difficult to prove. As we will see, simulating a traversal step sometimes requires us to construct a new branch in the event structure, *i.e.*, to add multiple events (see §4.3).

2.4 Weakestmo to IMM Compilation Correctness by Example

Before presenting any formal definitions, we conclude this overview section by showcasing the construction used in the proof of Lemma 3 on execution graph G_{LB} in Fig. 2a following the traversal of Fig. 4. We have actually already seen the sequence of event structures constructed in Fig. 3. Note that, even though Figures 3 and 4 have the same number of steps, there is no one-to-one correspondence between them as we explain below.

Consider the last event structure S_f from Fig. 3. A subset of its events X_f marked by , which we call a *simulated execution*, is a maximal conflict-free subset of S_f and all read events in X_f read from some write in X_f (*i.e.*, are justified from a write deemed “equal” to some write in X_f). Then, by definition, X_f is extracted from S_f . Also, an execution graph induced by X_f is isomorphic to G_{LB} . That is, construction of S_f for **LB** shows that in **Weakestmo** it is possible to observe the same behavior as G_{LB} . Now, we explain how we construct S_f and choose X_f .

During the simulation, we maintain the relation $\mathcal{I}(\text{prog}, G, TC, S, X)$ connecting a program *prog*, its execution graph G , its traversal configuration TC , an event structure S , and a subset of its events X . Among other properties (presented in §4.2), the relation states that all issued and covered events of TC have exact counterparts in X , and that X can be extracted from S .

The initial event structure and X_{init} consist of only initial events. Then, following issuing of event $e_2^1: \text{W}(y, 1)$ in TC_a (see Fig. 4a), we need to add a branch to the event structure that has $\text{W}(y, 1)$ in it. Since **Weakestmo** requires adding events according to program order, we first need to add a read event corresponding to ‘ $a := [x]$ ’ of **LB**’s thread 1. Each read event in an event structure has to be justified from somewhere. In this case, the only write event to location x is the initial one. That is, the added read event e_{11}^1 is justified from it (see Fig. 3a). In the general case, having more than one option, we would choose a ‘safe’ write event for an added read event to be justified from, *i.e.*, the one which the corresponding branch is ‘aware’ of already and being justified from which would not break consistency of the event structure. After that, a write event $e_{21}^1: \text{W}(y, 1)$ can be added po-after e_{11}^1 (see Fig. 3b), and $\mathcal{I}(\text{LB}, G_{\text{LB}}, TC_a, S_b, X_b)$ holds for $X_b = \{\text{Init}, e_{11}^1, e_{21}^1\}$.

Next, we need to simulate the second traversal step (see Fig. 4b), which issues $\text{W}(x, 1)$. As with the previous step, we first need to add a read event related to the first read instruction of **LB**’s thread 2 (see Fig. 3c). However, unlike the previous step, the added event e_1^2 has to get value 1, since there is a dependency between instructions in thread 2. As we mentioned earlier, the traversal strategy guarantees that $e_2^1: \text{W}(y, 1)$ is issued at the moment of issuing $e_2^2: \text{W}(x, 1)$, so there is the corresponding event in the event structure to justify the read event e_1^2 from. Now, the write event $e_2^2: \text{W}(y, 1)$ representing e_2^2 can be added to the event structure (see Fig. 3d) and $\mathcal{I}(\text{LB}, G_{\text{LB}}, TC_b, S_d, X_d)$ holds for $X_d = \{\text{Init}, e_{11}^1, e_{21}^1, e_1^2, e_2^2\}$.

In the third traversal step (see Fig. 4c), the read event $e_1^1: \text{R}(x, 1)$ is covered. To have a representative event for e_1^1 in the event structure, we add e_{12}^1 (see Fig. 3e). It is justified

from e_2^2 , which writes the needed value 1. Also, e_{12}^1 represents an alternative to e_{11}^1 execution of the first instruction of thread 1, so the events are in conflict.

However, we cannot choose a simulated execution X related to TC_c and S_e by the simulation relation since X has to contain e_{12}^1 and a representative for $e_2^1: W(y, 1)$ (in S_e it is represented by e_{21}^1) while being conflict-free. Thus, the event structure has to make one other step (see Fig. 3f) and add the new event e_{22}^1 to represent $e_2^1: W(y, 1)$. Now, the simulated execution contains everything needed, $X_f = \{\text{init}, e_{12}^1, e_{22}^1, e_1^2, e_2^2\}$.

Since X_f has to be extracted from S_f , every read event in X has to be connected via an **rf** edge to an event in X .⁴ To preserve the requirement, we connect the newly added event e_{22}^1 and e_{21}^1 via an **ew** edge, *i.e.*, marking them to be equal writes.⁵ This induces an **rf** edge between e_{22}^1 and e_1^2 . That is, $\mathcal{I}(\text{LB}, G_{\text{LB}}, TC_c, S_f, X_f)$ holds.

To simulate the remaining traversal steps (Figures 4d to 4f), we do not need to modify S_f because it already contains counterparts for the newly covered events and, moreover, the execution graph associated with X_f is isomorphic to G_{LB} . That is, we just need to show that $\mathcal{I}(\text{LB}, G_{\text{LB}}, TC_d, S_f, X_f)$, $\mathcal{I}(\text{LB}, G_{\text{LB}}, TC_e, S_f, X_f)$, and $\mathcal{I}(\text{LB}, G_{\text{LB}}, TC_f, S_f, X_f)$ hold.

3 Formal Definition of Weakestmo

In this section, we introduce the notation used in the rest of the paper and define the Weakestmo memory model. For simplicity, we present only a minimal fragment of Weakestmo containing only relaxed reads and writes. For the definition of the full Weakestmo model, we refer the readers to Chakraborty and Vafeiadis [6] and to our Coq development [17].

Notation Given relations R_1 and R_2 , we write $R_1 ; R_2$ for their sequential composition. Given relation R , we write $R^?$, R^+ and R^* to denote its reflexive, transitive and reflexive-transitive closures. We write id to denote the identity relation (*i.e.*, $\text{id} \triangleq \{\langle x, x \rangle\}$). For a set A , we write $[A]$ to denote the identity relation restricted to A (that is, $[A] \triangleq \{\langle a, a \rangle \mid a \in A\}$). Hence, for instance, we may write $[A] ; R ; [B]$ instead of $R \cap (A \times B)$. We also write $[e]$ to denote $\{\{e\}\}$ if e is not a set.

Given a function $f: A \rightarrow B$, we denote by $=_f$ the set of f -equivalent elements: $(=_f \triangleq \{\langle a, b \rangle \in A \times A \mid f(a) = f(b)\})$. In addition, given a relation R , we denote by $R|_{=_f}$ the restriction of R to f -equivalent elements ($R|_{=_f} \triangleq R \cap =_f$), and by $R|_{\neq_f}$ be the restriction of R to non- f -equivalent elements ($R|_{\neq_f} \triangleq R \setminus =_f$).

3.1 Events, Threads and Labels

Events, $e \in \text{Event}$, and *thread identifiers*, $t \in \text{Tid}$, are represented by natural numbers. We treat the thread with identifier 0 as the *initialization* thread. We let $x \in \text{Loc}$ to range over *locations*, and $v \in \text{Val}$ over *values*.

A label, $l \in \text{Lab}$, takes one of the following forms:

- $R(x, v)$ — a read of value v from location x .
- $W(x, v)$ — a write of value v to location x .

⁴ Actually, it is easy to show that there could be only one such event since equal writes are in conflict and X is conflict-free.

⁵ Note that we could have left e_{22}^1 without any outgoing **ew** edges since the choice of equal writes for newly added events in Weakestmo is non-deterministic. However, that would not preserve the simulation relation.

Given a label l the functions `typ`, `loc`, `val` return (when applicable) its type (*i.e.*, \mathbf{R} or \mathbf{W}), location and value correspondingly. When a specific function assigning labels to events is clear from the context, we abuse the notations \mathbf{R} and \mathbf{W} to denote the sets of all events labelled with the corresponding type. We also use subscripts to further restrict this set to a specific location (*e.g.*, \mathbf{W}_x denotes the set of write events operating on location x .)

3.2 Event Structures

An *event structure* S is a tuple $\langle \mathbf{E}, \text{tid}, \text{lab}, \text{po}, \text{jf}, \text{ew}, \text{co} \rangle$ where:

- \mathbf{E} is a set of events, *i.e.*, $\mathbf{E} \subseteq \text{Event}$.
- $\text{tid} : \mathbf{E} \rightarrow \text{Tid}$ is a function assigning a thread identifier to every event. We treat events with the thread identifier equal to 0 as *initialization events* and denote them as Init , that is $\text{Init} \triangleq \{e \in \mathbf{E} \mid \text{tid}(e) = 0\}$.
- $\text{lab} : \mathbf{E} \rightarrow \text{Lab}$ is a function assigning a label to every event in \mathbf{E} .
- $\text{po} \subseteq \mathbf{E} \times \mathbf{E}$ is a strict partial order on events, called *program order*, that tracks their precedence in the control flow of the program. Initialization events are po-before all other events, whereas non-initialization events can only be po-before events from the same thread.

Not all events of a thread are necessarily ordered by po. We call such po-unordered non-initialization events of the same thread *conflicting* events. The corresponding binary relation cf is defined as follows:

$$\text{cf} \triangleq ([\mathbf{E} \setminus \text{Init}] ; =_{\text{tid}} ; [\mathbf{E} \setminus \text{Init}]) \setminus (\text{po} \cup \text{po}^{-1})^?$$

- $\text{jf} \subseteq [\mathbf{E} \cap \mathbf{W}] ; (=_{\text{loc}} \cap =_{\text{val}}) ; [\mathbf{E} \cap \mathbf{R}]$ is the *justified from* relation, which relates a write event to the reads it justifies. We require that reads are not justified by conflicting writes (*i.e.*, $\text{jf} \cap \text{cf} = \emptyset$) and jf^{-1} be *functional* (*i.e.*, whenever $\langle w_1, r \rangle, \langle w_2, r \rangle \in \text{jf}$, then $w_1 = w_2$). We also define the notion of *external* justification: $\text{jfe} \triangleq \text{jf} \setminus \text{po}$. A read event is externally justified from a write if the write is not po-before the read.
- $\text{ew} \subseteq [\mathbf{E} \cap \mathbf{W}] ; (\text{cf} \cap =_{\text{loc}} \cap =_{\text{val}})^? ; [\mathbf{E} \cap \mathbf{W}]$ is an equivalence relation called the *equal-writes* relation. Equal writes have the same location and value, and (unless identical) are in conflict with one another.
- $\text{co} \subseteq [\mathbf{E} \cap \mathbf{W}] ; (=_{\text{loc}} \setminus \text{ew}) ; [\mathbf{E} \cap \mathbf{W}]$ is the *coherence* order, a strict partial order that relates non-equal write events with the same location. We require that coherence be closed with respect to equal writes (*i.e.*, $\text{ew} ; \text{co} ; \text{ew} \subseteq \text{co}$) and total with respect to ew on writes to the same location:

$$\forall x \in \text{Loc}. \forall w_1, w_2 \in \mathbf{W}_x. \langle w_1, w_2 \rangle \in \text{ew} \cup \text{co} \cup \text{co}^{-1}$$

Given an event structure S , we use “dot notation” to refer to its components (*e.g.*, $S.\mathbf{E}$, $S.\text{po}$). For a set A of events, we write $S.A$ for the set $A \cap S.\mathbf{E}$ (for instance, $S.\mathbf{W}_x = \{e \in S.\mathbf{E} \mid \text{typ}(S.\text{lab}(e)) = \mathbf{W} \wedge \text{loc}(S.\text{lab}(e)) = x\}$). Further, for $e \in S.\mathbf{E}$, we write $S.\text{typ}(e)$ to retrieve $\text{typ}(S.\text{lab}(e))$. Similar notation is used for the functions `loc` and `val`. Given a set of thread identifiers T , we write $S.\text{thread}(T)$ to denote the set of events belonging to one of the threads in T , *i.e.*, $S.\text{thread}(T) \triangleq \{e \in S.\mathbf{E} \mid S.\text{tid}(e) \in T\}$. When $T = \{\text{thread}(t)\}$ is a singleton, we often write $S.\text{thread}(t)$ instead of $S.\text{thread}(\{t\})$.

We define the immediate po and cf edges of an event structure as follows:

$$S.\text{po}_{\text{imm}} \triangleq S.\text{po} \setminus (S.\text{po} ; S.\text{po}) \qquad S.\text{cf}_{\text{imm}} \triangleq S.\text{cf} \cap (S.\text{po}_{\text{imm}}^{-1} ; S.\text{po}_{\text{imm}})$$

An event e_1 is an immediate po-predecessor of e_2 if e_1 is po-before e_2 and there is no event po-between them. Two conflicting events are immediately conflicting if they have the same immediate po-predecessor.⁶

3.3 Event Structure Construction

Given a program $prog$, we construct its event structures operationally in a way that guarantees completeness (*i.e.*, that every read is justified from some write) and $po \cup jf$ acyclicity. We start with an event structure containing only the initialization events and add one event at a time following each thread's semantics.

For the thread semantics, we assume reductions of the form $\sigma \xrightarrow{e} \sigma'$ between thread states $\sigma, \sigma' \in \mathbf{ThreadState}$ and labeled by the event $e \in \mathbf{E}$ generated by that execution step. Given a thread t and a sequence of events $e_1, \dots, e_n \in S.\mathbf{thread}(t)$ in immediate po succession (*i.e.*, $\langle e_i, e_{i+1} \rangle \in S.\mathbf{po}_{\text{imm}}$ for $1 \leq i < n$) starting from a first event of thread t (*i.e.*, $\text{dom}(S.\mathbf{po}; [e_1]) \subseteq \text{Init}$), we can add an event e po-after that sequence of events provided that there exist thread states $\sigma_1, \dots, \sigma_n$ and σ' such that $prog(t) \xrightarrow{e_1} \sigma_1 \xrightarrow{e_2} \sigma_2 \dots \xrightarrow{e_n} \sigma_n \xrightarrow{e} \sigma'$, where $prog(t)$ is the initial thread state of thread t of the program $prog$. By construction, this means that the newly added event e will be in conflict with all other events of thread t besides e_1, \dots, e_n .

Further, when the new event e is a read event, it has to be justified from an existing write event, so as to ensure completeness and prevent “out-of-thin-air” values. The write event is picked non-deterministically from all non-conflicting writes with the same location as the new read event. Similarly, when e is a write event, its position in \mathbf{co} order should be chosen. It can be done by either picking an \mathbf{ew} equivalence class and including the new write in it, or by putting the new write immediately after some existing write in \mathbf{co} order. At each step, we also check for *event structure consistency* (to be defined in Def. 5): If the event structure obtained after the addition of the new event is inconsistent, it is discarded.

3.4 Event Structure Consistency

To define consistency, we first need a number of auxiliary definitions. The *happens-before* order $S.\mathbf{hb}$ is a generalization of the program order. Besides the program order edges, it includes certain *synchronization* edges (captured by the *synchronizes with* relation, $S.\mathbf{sw}$).

$$S.\mathbf{hb} \triangleq (S.\mathbf{po} \cup S.\mathbf{sw})^+$$

For the fragment covered in this section, there are no synchronization edges (*i.e.*, $\mathbf{sw} = \emptyset$), and so \mathbf{hb} and \mathbf{po} coincide. In the full model,⁷ however, certain justification edges (*e.g.*, between release/acquire accesses) contribute to \mathbf{sw} and hence to \mathbf{hb} .

The *extended conflict* relation $S.\mathbf{ecf}$ extends the notion of conflicting events to account for \mathbf{hb} ; two events are in extended conflict if they happen after conflicting events.

$$S.\mathbf{ecf} \triangleq (S.\mathbf{hb}^{-1})^? ; S.\mathbf{cf} ; S.\mathbf{hb}^?$$

As already mentioned in §2, the *reads-from* relation, $S.\mathbf{rf}$, of a Weakestmo event structure is derived. It is defined as an extension of $S.\mathbf{jf}$ to all $S.\mathbf{ew}$ -equivalent writes.

$$S.\mathbf{rf} \triangleq (S.\mathbf{ew} ; S.\mathbf{jf}) \setminus S.\mathbf{cf}$$

⁶ Our definition of immediate conflicts differs from that of [6] and is easier to work with. The two definitions are equivalent if the set of initialization events is non-empty.

⁷ The full model is presented in [6] and also in our Coq development [17].

Note that unlike $S.\text{jf}^{-1}$, the relation $S.\text{rf}^{-1}$ is not functional. This does not cause any problems, however, since all the writes from whence a read reads have the same location and value and are in conflict with one another.

The relation $S.\text{fr}$, called *from-read* or *reads-before*, places read events before subsequent writes.

$$S.\text{fr} \triangleq S.\text{rf}^{-1} ; S.\text{co}$$

The *extended coherence* $S.\text{eco}$ is a strict partial order that orders events operating on the same location. (It is almost total on accesses to a given location, except that it does not order equal writes nor reads reading from the same write.)

$$S.\text{eco} \triangleq (S.\text{co} \cup S.\text{rf} \cup S.\text{fr})^+$$

We observe that in our model, eco is equal to $\text{rf} \cup \text{co}; \text{rf}^? \cup \text{fr}; \text{rf}^?$, similar to the corresponding definitions about execution graphs in the literature.⁸

The last ingredient that we need for event structure consistency is the notion of *visible* events, which will be used to constrain external justifications. We define it in a few steps. Let e be some event in S . First, consider all write events used to externally justify e or one of its justification ancestors. The relation $S.\text{jfe} ; (S.\text{po} \cup S.\text{jf})^*$ defines this connection formally. Among that set of write events restrict attention to those conflicting with e , and call that set M . That is, $M \triangleq \text{dom}(S.\text{cf} \cap (S.\text{jfe} ; (S.\text{po} \cup S.\text{jf})^*) ; [e])$. Event e is *visible* if all writes in M have an equal write that is po-related with e . Formally,⁹

$$S.\text{Vis} \triangleq \{e \in S.E \mid S.\text{cf} \cap (S.\text{jfe} ; (S.\text{po} \cup S.\text{jf})^*) ; [e] \subseteq S.\text{ew} ; (S.\text{po} \cup S.\text{po}^{-1})^?\}$$

Intuitively, visible events cannot depend on conflicting events: for every such justification dependence, there ought to be an equal non-conflicting write.

Consistency places a number of additional constraints on event structures. First, it checks that there is no redundancy in the event structure: immediate conflicts arise only because of read events justified from non-equal writes. Second, it extends the constraints about cf to the extended conflict ecf ; namely that no event can conflict with itself or be justified from a conflicting event. Third, it checks that reads are justified either from events of the same thread or from visible events of other threads. Finally, it ensures *coherence*, *i.e.*, that executions restricted to accesses on a single location do not have any weak behaviors.

► **Definition 5.** *An event structure S is said to be consistent if the following conditions hold.*

- $\text{dom}(S.\text{cf}_{\text{imm}}) \subseteq S.R$ (cf_{imm} -READ)
- $S.\text{jf} ; S.\text{cf}_{\text{imm}} ; S.\text{jf}^{-1} ; S.\text{ew}$ is irreflexive. (cf_{imm} -JUSTIFICATION)
- $S.\text{ecf}$ is irreflexive. (ecf -IRREFLEXIVITY)
- $S.\text{jf} \cap S.\text{ecf} = \emptyset$ (jf -NON-CONFLICT)
- $\text{dom}(S.\text{jfe}) \subseteq S.\text{Vis}$ (jfe -VISIBLE)
- $S.\text{hb} ; S.\text{eco}^?$ is irreflexive. (COHERENCE)

⁸ This equivalence equivalence does not hold in the original *Weakestmo* model [6]. To make the equivalence hold, we made ew transitive, and require $\text{ew} ; \text{co} ; \text{ew} \subseteq \text{co}$.

⁹ Note, that in [6] the definition of the visible events is slightly more verbose. We proved in Coq [17] that our simpler definition is equivalent to the one given there.

3.5 Execution Extraction

The last part of **Weakestmo** is the extraction of executions from an event structure. An execution is essentially a conflict-free event structure.

► **Definition 6.** An execution graph G is a tuple $\langle E, \text{tid}, \text{lab}, \text{po}, \text{rf}, \text{co} \rangle$ where its components are defined similarly as in the case of an event structure with the following exceptions:

- po is required to be total on the set of events from the same thread. Thus, execution graphs have no conflicting events, i.e., $\text{cf} = \emptyset$.
- The rf relation is given explicitly instead of being derived. Also, there are no jf and ew relations.
- co totally orders write events operating on the same location.

All derived relations are defined similarly as for event structures. Next we show how to extract an execution graph from the event structure.

► **Definition 7.** A set of events X is called *extracted* from S if the following conditions are met:

- X is conflict-free, i.e., $[X]; S.\text{cf}; [X] = \emptyset$.
- X is $S.\text{rf}$ -complete, i.e., $X \cap S.\text{R} \subseteq \text{codom}([X]; S.\text{rf})$.
- X contains only visible events of S , i.e., $X \subseteq S.\text{Vis}$.
- X is hb -downward-closed, i.e., $\text{dom}(S.\text{hb}; [X]) \subseteq X$.

Given an event structure S and extracted subset of its events X , it is possible to associate with X an execution graph G simply by restricting the corresponding components of S to X :

$$\begin{aligned} G.E &= X & G.\text{tid} &= S.\text{tid}|_X & G.\text{lab} &= S.\text{lab}|_X \\ G.\text{po} &= [X]; S.\text{po}; [X] & G.\text{rf} &= [X]; S.\text{rf}; [X] & G.\text{co} &= [X]; S.\text{co}; [X] \end{aligned}$$


We say that such execution graph G is *associated with* X and that it is *extracted* from the event structure: $S \triangleright G$.

Weakestmo additionally defines another consistency predicate to further filter out some of the extracted execution graphs. In the **Weakestmo** fragment we consider, this additional consistency predicate is trivial—every extracted execution satisfies it—and so we do not present it here. In the full model, execution consistency checks atomicity of read-modify-write instructions, and sequential consistency for SC accesses.

4 Compilation Proof for Weakestmo

In this section, we outline our correctness proof for the compilation from **Weakestmo** to the various hardware models. As already mentioned, our proof utilizes IMM [20]. In the following, we briefly present IMM for the fragment of the model containing only relaxed reads and writes (§4.1), our simulation relation (§4.2) for the compilation from **Weakestmo** to IMM, and outline the argument as to why the simulation relation is preserved (§4.3). Mapping from IMM to the hardware models has already been proved correct by Podkopaev *et al.* [20], so we do not present this part here. Later, in §5, we will extend the IMM mapping results to cover SC accesses.

As a further motivating example for this section consider yet another variant of the load buffering program shown in Fig. 5. As we will see, its annotated weak behavior is allowed by IMM and also by **Weakestmo**, albeit in a different way. The argument for constructing the **Weakestmo** event structure that exhibits the weak behavior from the given IMM execution graph is non-trivial.



■ **Figure 5** A variant of the load-buffering program (left) and the IMM graph G corresponding to its annotated weak behavior (right).

4.1 The Intermediate Memory Model IMM

In order to discuss the proof, we briefly present a simplified version of the formal IMM definition, where we have omitted constraints about RMW accesses and fences.

► **Definition 8.** An IMM execution graph G is an execution graph (Def. 6) extended with one additional component: the preserved program order $\text{ppo} \subseteq [R] ; \text{po} ; [W]$.

Preserved program order edges correspond to syntactic dependencies guaranteed to be preserved by all major hardware platforms. For example, the execution graph in Fig. 5 has two ppo edges corresponding to the data dependencies via registers r_1 and r_3 . (The full IMM definition [20] distinguishes between the different types of dependencies—control, data, address—and includes them as separate components of execution graphs. In the full model, ppo is actually derived from the more basic dependencies.)

IMM-consistency checks completeness, coherence, and acyclicity:¹⁰

- **Definition 9.** An IMM execution graph G is IMM-consistent if
 - $\text{codom}(G.\text{rf}) = G.R$, (COMPLETENESS)
 - $G.\text{hb} ; G.\text{eco}^?$ is irreflexive, and (COHERENCE)
 - $G.\text{rf} \cup G.\text{ppo}$ is acyclic. (NO-THIN-AIR)

As we can see, the execution graph G of Fig. 5 is IMM-consistent because every read of the graph reads from some write event and, moreover, the COHERENCE and NO-THIN-AIR properties hold.

4.2 Simulation Relation for Weakestmo to IMM Proof

In this section, we define the simulation relation \mathcal{I} ¹¹, which is used for the simulation of a traversal of an IMM-consistent execution graph by a Weakestmo event structure presented in §2.3.

The way we define $\mathcal{I}(\text{prog}, G, \langle C, I \rangle, S, X)$ induces a strong connection between events in the execution graph G and the event structure S . We make this connection explicit with the function $\text{s2g}_{G,S} : S.E \rightarrow G.E$, which maps events of the event structure S into the events of the execution graph G , such that e and $\text{s2g}_{G,S}(e)$ belong to the same thread and have the

¹⁰ Again, this is a simplified presentation for a fragment of the model. We refer the reader to Podkopaev *et al.* [20] for the full definition, which further distinguishes between internal and external rf edges.

¹¹ A refined version of the simulation relation for the full Weakestmo model can be found in [17, Appendix A]

same po-position in the thread.¹² Note that $\mathbf{s2g}_{G,S}$ is defined for all events $e \in S.E$, meaning that the event structure S does not contain any redundant events that do not correspond to events in the IMM execution graph G . The function $\mathbf{s2g}_{G,S}$, however, does not have to be injective: in particular, events e and e' that are in immediate conflict in S have the same $\mathbf{s2g}_{G,S}$ -image in G . In the rest of the paper, whenever G and S are clear from the context, we omit the G, S subscript from $\mathbf{s2g}$.

In the context of a function $\mathbf{s2g}$ (for some G and S), we also use $\llbracket \cdot \rrbracket$ and $\llbracket \cdot \rrbracket$ to lift $\mathbf{s2g}$ to sets and relations:

$$\begin{aligned} \text{for } A_S \subseteq S.E : \llbracket A_S \rrbracket &\triangleq \{\mathbf{s2g}(e) \mid e \in A_S\} \\ \text{for } A_G \subseteq G.E : \llbracket A_G \rrbracket &\triangleq \{e \in S.E \mid \mathbf{s2g}(e) \in A_G\} \\ \text{for } R_S \subseteq S.E \times S.E : \llbracket R_S \rrbracket &\triangleq \{(\mathbf{s2g}(e), \mathbf{s2g}(e')) \mid (e, e') \in R_S\} \\ \text{for } R_G \subseteq G.E \times G.E : \llbracket R_G \rrbracket &\triangleq \{(e, e') \in S.E \times S.E \mid (\mathbf{s2g}(e), \mathbf{s2g}(e')) \in R_G\} \end{aligned}$$

For example, $\llbracket C \rrbracket$ denotes a subset of S 's events whose $\mathbf{s2g}$ -images are covered events in G , and $\llbracket S.\mathbf{rf} \rrbracket$ denotes a relation on events in G whose $\mathbf{s2g}$ -preimages in S are related by $S.\mathbf{rf}$.

We define the relation $\mathcal{I}(prog, G, \langle C, I \rangle, S, X)$ to hold if the following conditions are met:

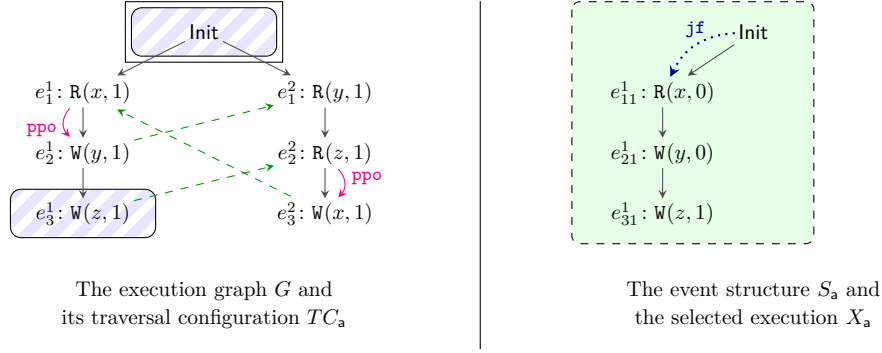
1. G is an IMM-consistent execution of $prog$.
2. S is a Weakestmo-consistent event structure of $prog$.
3. X is an extracted subset of S .
4. S and X corresponds precisely to all covered and issued events and their po-predecessors:
 - $\llbracket S.E \rrbracket = \llbracket X \rrbracket = C \cup \text{dom}(G.\text{po}^? ; [I])$
 - (Note that C is closed under po-predecessors, so $\text{dom}(G.\text{po}^? ; [C]) = C$.)
5. Each S event has the same thread, type, modifier, and location as its corresponding G event. In addition, covered and issued events in X have the same value as their corresponding ones in G .
 - a. $\forall e \in S.E. S.\{\mathbf{tid}, \mathbf{typ}, \mathbf{loc}, \mathbf{mod}\}(e) = G.\{\mathbf{tid}, \mathbf{typ}, \mathbf{loc}, \mathbf{mod}\}(\mathbf{s2g}(e))$
 - b. $\forall e \in X \cap \llbracket C \cup I \rrbracket. S.\mathbf{val}(e) = G.\mathbf{val}(\mathbf{s2g}(e))$
6. Program order in S corresponds to program order in G :
 - $\llbracket S.\text{po} \rrbracket \subseteq G.\text{po}$
7. Identity relation in G corresponds to identity or conflict relation in S :
 - $\llbracket \text{id} \rrbracket \subseteq S.\mathbf{cf}^?$
8. Reads in S are justified by writes that have already been observed by the corresponding events in G . Moreover, covered events in X are justified by a write corresponding to that read from the corresponding read in G :
 - a. $\llbracket S.\mathbf{jf} \rrbracket \subseteq G.\mathbf{rf}^? ; G.\mathbf{hb}^?$

¹² Here we assume existence and uniqueness of such a function. In our Coq development [17], we have a different representation of execution graph events (but the same for events of event structures), which makes the existence and uniqueness questions trivial.

More specifically, we follow Podkopaev *et al.* [20, §2.2]. There each non-initializing event e of an execution graph G is encoded as a pair $\langle t, n \rangle$ where t is e 's thread and n is a serial number of e in thread t , *i.e.*, a position of e in $G.\text{po}$ restricted to events of thread t ; each initializing event is encoded by the corresponding location— $\langle \text{init } l \rangle$.

In this representation, the function $\mathbf{s2g}_{G,S}$ for an event e returns (i) the e 's thread and a number of non-initial events which $S.\text{po}$ -preceded e if e is non-initializing or (ii) its location if it is initializing:

$$\mathbf{s2g}_{G,S}(e) \triangleq \begin{cases} \langle S.\mathbf{tid}(e), |\text{dom}([S.E \setminus S.\text{Init}]; S.\text{po}; [e])| \rangle & \text{for } e \notin S.\text{Init} \\ \langle \text{init } S.\mathbf{loc}(e) \rangle & \text{for } e \in S.\text{Init} \end{cases}$$



■ **Figure 6** The execution graph G , its traversal configuration TC_a , the related event structure S_a , and the selected execution X_a . Covered events are marked by \square and issued ones by \bigcirc . Events belonging to the selected execution are marked by \bigcirc .

- b. $\llbracket S.\text{jf} ; [X \cap \llbracket C \rrbracket] \rrbracket \subseteq G.\text{rf}$
- 9. Every write event justifying some external read event should be $S.\text{ew}$ -equal to some issued write event in X :
 - $\text{dom}(S.\text{jfe}) \subseteq \text{dom}(S.\text{ew} ; [X \cap \llbracket I \rrbracket])$
- 10. Equal writes in S correspond to the same write event in G :
 - $\llbracket S.\text{ew} \rrbracket \subseteq \text{id}$
- 11. Every non-trivial $S.\text{ew}$ equivalence class contains an issued write in X :
 - $S.\text{ew} \subseteq (S.\text{ew} ; [X \cap \llbracket I \rrbracket] ; S.\text{ew})^?$
- 12. Coherence edges in S correspond to coherence or identity edges in G . (We will explain in §4.3 why a coherence edge in S might correspond to an identity edge in G .)
 - $\llbracket S.\text{co} \rrbracket \subseteq G.\text{co}^?$

As an example, consider the execution G from Fig. 5, the traversal configuration $TC_a \triangleq \langle \{\text{Init}\}, \{\text{Init}, e_3^1\} \rangle$, and the event structure S_a shown in Fig. 6. We will show that $\mathcal{I}(\text{prog}, G, TC_a, S_a, X_a)$, where $X_a \triangleq S_a.E$, holds.

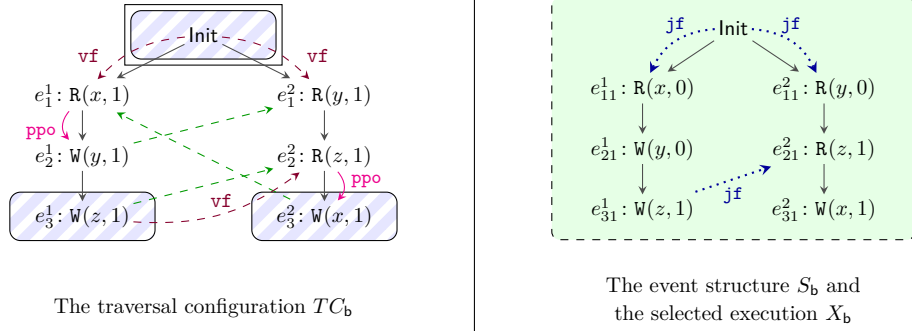
Take $\text{s2g}_{G, S_a} = \{\text{Init} \mapsto \text{Init}, e_{11}^1 \mapsto e_1^1, e_{21}^1 \mapsto e_2^1, e_{31}^1 \mapsto e_3^1\}$. Given that $\text{cf} = \text{ew} = \emptyset$, the consistency constraints hold immediately. For example, condition 8 holds because e_{11}^1 is justified by Init , which happens before it. Finally, note that only e_{31}^1 and e_3^1 are required to have the same value by constraint 5, the other related thread events only need to have the same type and address.

The definition of the simulation relation \mathcal{I} renders the proofs of Lemmas 2 and 4 straightforward. Specifically, for Lemma 2, the initial configuration $TC_{\text{init}}(G)$ containing only the initialization events is simulated by the initial event structure S_{init} as all the constraints are trivially satisfied ($S_{\text{init}}.\text{po} = S_{\text{init}}.\text{jf} = S_{\text{init}}.\text{ew} = S_{\text{init}}.\text{co} = \emptyset$).

For Lemma 4, since $TC_{\text{final}}(G)$ covers all events of G , property 5 implies that the labels of the events in X are equal to the corresponding events of G ; property 6 means that po is the same between them; property 8 means that rf is the same between them; properties 7 and 12 together mean that co is the same. Therefore, G and the execution corresponding to X are isomorphic.

4.3 Simulation Step Proof Outline

We next outline the proof of Lemma 3, which states that the simulation relation \mathcal{I} can be restored after a traversal step.



■ **Figure 7** The traversal configuration TC_b , the related event structure S_b , and the selected execution X_b .

Suppose that $\mathcal{I}(prog, G, TC, S, X)$ holds for some $prog$, G , TC , S , and X , and we need to simulate a traversal step $TC \rightarrow TC'$ that either covers or issues an event of thread t . Then we need to produce an event structure S' and a subset of its events X' such that $\mathcal{I}(prog, G, TC', S', X')$ holds. Whenever thread t has any uncovered issued write events, **Weakestmo** might need to take multiple steps from S to S' so as to add any missing events po-before the uncovered issued writes of thread t . Borrowing the terminology of the “promising semantics” [12], we refer to these steps as constructing a certification branch for the issued write(s).

Before we present the construction, let us return to the example of Fig. 5. Consider the traversal step from configuration TC_a to configuration $TC_b \triangleq \langle \{Init\}, \{Init, e_3^1, e_3^2\} \rangle$ by issuing the event e_3^2 (see Fig. 7). To simulate this step, we need to show that it is possible to execute instructions of thread 2 and extend the event structure with a set of events Br_b matching these instructions. As we have already seen, the labels of the new events can differ from their counterparts in G —they only have to agree for the covered and issued events. In this case, we set $Br_b = \{e_{11}^2, e_{21}^2, e_{31}^2\}$, and adding them to the event structure S_a gives us event structure S_b shown in Fig. 7.

In more detail, we need to build a run of thread-local semantics $prog(2) \xrightarrow{e_{11}^2} \xrightarrow{e_{21}^2} \xrightarrow{e_{31}^2} \sigma'$ such that (1) it contains events corresponding to all the events of thread 2 up to e_3^2 (i.e., e_1^2, e_2^2, e_3^2) with the same location, type, and thread identifier and (2) any events corresponding to covered or issued events (i.e., e_3^2) should also have the same value as the corresponding event in G .

Then, following the run of the thread-local semantics, we should extend the event structure S_a to S_b by adding new events Br_b , and ensure that the constructed event structure S_b is consistent (Def. 5) and simulates the configuration TC_b . In particular, it means that:

- for each read event in Br_b we need to pick a justification write event, which is either already present in S or po-precede the read event;
- for each write event in Br_b we should determine its position in po order of the event structure.

Finally, we need to update the selected execution by replacing all events of thread 2 by the new events Br_b : $X_b \triangleq X_a \setminus S.\text{thread}(\{2\}) \cup Br_b$.

4.3.1 Justifying the New Read Events

In order to determine whence these read events should be justified (and hence what value they should return), we have adopted the approach of Podkopaev *et al.* [20] for a similar problem with certifying promises in the compilation proof from PS to IMM. The construction relies on several auxiliary definitions.

First, given an execution G and a traversal configuration $\langle C, I \rangle$, we define the set of *determined* events to be those events of G that must have equal counterparts in S . In particular, this means that S should assign to these events the same label as G , and thus the same reads-from source for the read events.

$$G.\text{determined}_{\langle C, I \rangle} \triangleq C \cup I \cup \text{dom}((G.\text{rf} \cap G.\text{po})^? ; G.\text{ppo} ; [I]) \cup \text{codom}([I] ; (G.\text{rf} \cap G.\text{po}))$$

Besides covered and issued events, the set of determined events also contains the **ppo**-prefixes of issued events, since issued events may depend on their values, as well as any internal reads reading from issued events, since their values are also determined by the issued events.

For the graph G and traversal configuration TC_b , the set of determined events contains events e_3^1 , e_2^2 , and e_3^2 . (The events e_3^1 and e_3^2 are issued, whereas e_2^2 has a **ppo** edge to e_3^2 .) In contrast, events e_1^1 , e_2^1 , and e_1^2 are not determined, since their corresponding events in S read/write a different value.

Second, we introduce the *viewfront* relation (**vf**) to contain all the writes that have been observed at a certain point in the graph. That is, the edge $\langle w, e \rangle \in G.\text{vf}_{TC}$ indicates that the write w either happens before e , is read by a covered event happening before e , or is read by a determined read earlier in the same thread as e .

$$G.\text{vf}_{\langle C, I \rangle} \triangleq [G.W] ; (G.\text{rf} ; [C])^? ; G.\text{hb}^? \cup G.\text{rf} ; [G.\text{determined}_{\langle C, I \rangle}] ; G.\text{po}^?$$

Figure 7 depicts three $G.\text{vf}_{TC_b}$ edges. Since $G.\text{vf}_{TC} ; G.\text{po} \subseteq G.\text{vf}_{TC}$, the other incoming viewfront edges to thread 2 can be derived. Note that there is no edge from e_2^1 to thread 2, since e_2^1 neither happens before any event in thread 2 nor is read by any determined read.

Finally, we construct the *stable justification* relation (**sjf**) that helps us justify the read events in Br_b in the event structure:

$$G.\text{sjf}_{TC} \triangleq ([G.W] ; (G.\text{vf}_{TC} \cap =_{G.\text{loc}}) ; [G.R]) \setminus (G.\text{co} ; G.\text{vf}_{TC})$$

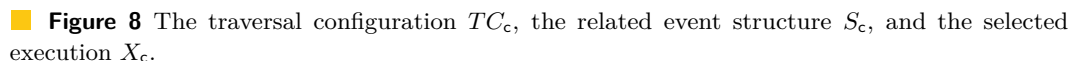
It relates a read event r to the **co**-last ‘observed’ write event with same location. Assuming that G is IMM-consistent, it can be shown that $G.\text{sjf}$ agrees with $G.\text{rf}$ on the set of determined reads.

$$G.\text{sjf}_{TC} ; [G.\text{determined}_{TC}] \subseteq G.\text{rf}$$

For the graph G and traversal configuration TC_b shown in Fig. 7 the **sjf** relation coincides with the depicted **vf** edges: *i.e.*, we have $\langle \text{Init}, e_1^1 \rangle, \langle \text{Init}, e_1^2 \rangle, \langle e_3^1, e_2^2 \rangle \in G.\text{sjf}_{TC_b}$.

Having sjf_{TC_b} as a guide for values read by instructions in the certification run, we construct the steps of the thread-local operational semantics $\text{prog}(2) \rightarrow^* \sigma'$ using the receptiveness property of the thread’s semantics, which essentially says that given an execution trace $\tau = e_1, \dots, e_n$ of the thread semantics, and a subset of events $K \subseteq \{e_1, \dots, e_{n-1}\}$ along that trace that have no **ppo**-successors in the graph, we arbitrarily change the values of read events in K , and there exist values for the write events in K such that the updated execution trace is also a trace of the thread semantics.¹³

¹³The formal definition of the receptiveness property is quite elaborate. For the detailed definition we refer the reader to the Coq development of IMM [7].


$$G.\mathbf{sjf}_{TC_b} \subseteq [I_a]; G.\mathbf{sjf}_{TC_b} \cup G.\mathbf{po}$$

4.3.2 Ordering the New Write Events

To see the problem let us return to the example. Suppose that the next traversal step covers the read e_1^1 . To simulate this step, we build an event structure S_c (see Fig. 8). It contains the new events $Br_c \triangleq \{e_{12}^1, e_{22}^1, e_{32}^1\}$.

In fact, the co -order between these two events does not matter, so we could pick either direction. For the purposes of our proofs, however, we found it more convenient to always put the new events earlier in the co order (thus we have $\langle e_{22}^1, e_{21}^1 \rangle \in S_{\text{c.co}}$). Thereby we can show that the co edges of the event structure ending in the new events, have corresponding edges in the graph: $\llbracket S_{\text{c.co}}; [Br_{\text{c}}] \rrbracket \subseteq G_{\text{c.co}}$.

Now consider the events e_{31}^1 and e_{32}^1 . Since these events have the same label and correspond to the same event in G , we make them **ew**-equivalent. In fact, this choice is necessary for the correctness of our construction. Otherwise, the new events Br_c would be deemed invisible, because of the $S_c.\text{cf} \cap (S_c.\text{jfe} ; (S_c.\text{po} \cup S_c.\text{jf})^*)$ path between e_{31}^1 and e_{12}^1 . Recall that only the visible events can be used to extract an execution from the event structure (Def. 7).

In general, assuming that $\mathcal{I}(\text{prog}, G, \langle C, I \rangle, S, X)$ holds, we attach the new write event e to an $S.\text{ew}$ equivalence class represented by the write event w , *s.t.* (i) w has the same s2g image as e , *i.e.*, $\text{s2g}(w) = \text{s2g}(e)$; (ii) w belongs to X and its s2g image is issued, that is $w \in X \cap \llbracket I \rrbracket$. If there is no such an event w , we put e $S.\text{co}$ -after events such that their s2g images are ordered $G.\text{co}$ -before $\text{s2g}(e)$, and $S.\text{co}$ -before events such that their s2g images are equal to $\text{s2g}(e)$ or ordered $G.\text{co}$ -after it. Note that thanks to property 9 of the simulation relation, that is $\text{dom}(S.\text{jfe}) \subseteq \text{dom}(S.\text{ew}; [X \cap \llbracket I \rrbracket])$, our choice of ew guarantees that all new events will be visible.

4.3.3 Construction Overview

To sum up, to prove Lemma 3, we consider the events of $G.\text{thread}(\{t\})$ where t is the thread of the event issued or covered by the traversal step $TC \rightarrow TC'$, together with the sjf relation determining the values of the read events. At this point, we can show that \mathcal{I} -conditions for the new configuration TC' hold for all events except for those in thread t .

Because of receptiveness, there exists a sequence of the thread steps $\text{prog}(t) \rightarrow^* \sigma'$ for some thread state σ' such that the labels on this sequence match the events $G.\text{thread}(\{t\})$ with the labels determined by sjf , and include an event with the same label as the one issued or covered by the traversal step $TC \rightarrow TC'$.

We then do an induction on this sequence of steps, and add each event to the event structure S and to its selected subset of events X (unless already there), showing along the way that the \mathcal{I} -conditions also hold for the updated event structure, selected subset, and the events added. At the end, when we have considered all the events generated by the step sequence, we will have generated the event structure S' and execution X' such that $\mathcal{I}(\text{prog}, G, TC', S', X')$ holds.

5 Handling SC Accesses

In this section, we briefly describe the changes needed in order to handle the compilation of Weakestmo's sequentially consistent (SC) accesses. The purpose of SC accesses is to guarantee sequential consistency for the simple programming pattern that uses exclusively SC accesses to communicate between threads. As Lahav *et al.* [14] showed, however, their semantics is quite complicated because they can be freely mixed with non-SC accesses.

We first define an extension of IMM, which we call IMM_{SC} . Its consistency extends that of IMM with an additional acyclicity requirement concerning SC accesses, which is taken directly from RC11-consistency [14, Definition 1].

► **Definition 10.** *An execution graph G is IMM_{SC} -consistent if it is IMM-consistent [20, Definition 3.11] and $G.\text{psc}_{\text{base}} \cup G.\text{psc}_{\text{F}}$ is acyclic, where:¹⁴*

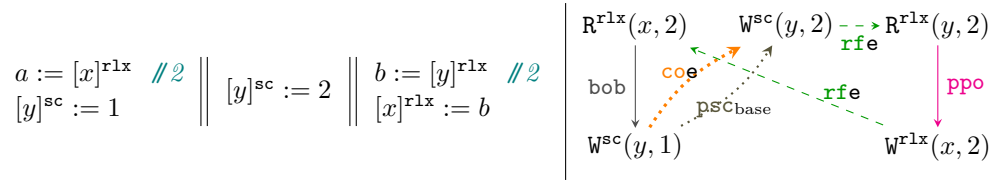
$$\begin{aligned} G.\text{scb} &\triangleq G.\text{po} \cup G.\text{po}|_{\neq G.\text{loc}}; G.\text{hb}; G.\text{po}|_{\neq G.\text{loc}} \cup G.\text{hb}|_{= \text{loc}} \cup G.\text{co} \cup G.\text{fr} \\ G.\text{psc}_{\text{base}} &\triangleq ([G.\text{E}^{\text{sc}}] \cup [G.\text{F}^{\text{sc}}]; G.\text{hb}^?); G.\text{scb}; ([G.\text{E}^{\text{sc}}] \cup G.\text{hb}^?; [G.\text{F}^{\text{sc}}]) \\ G.\text{psc}_{\text{F}} &\triangleq [G.\text{F}^{\text{sc}}]; (G.\text{hb} \cup G.\text{hb}; G.\text{eco}; G.\text{hb}); [G.\text{F}^{\text{sc}}] \end{aligned}$$

The scb , psc_{base} and psc_{F} relations were carefully designed by Lahav *et al.* [14] (and recently adopted by the C++ standard), so that they provide strong enough guarantees for

¹⁴In IMM_{SC} , event labels include an “access mode”, where sc denotes an SC access. The sets $G.\text{E}^{\text{sc}}$ consists of all SC accesses (reads, writes and fences) in G , and $G.\text{F}^{\text{sc}}$ consists of all SC fences in G .

programmers while being weak enough to support the intended compilation of SC accesses to commodity hardware. In particular, a previous (simpler) proposal in [2], which essentially includes $G.\text{hb}$ between SC accesses in the relation required to be acyclic, is too strong for efficient compilation to the POWER architecture. Indeed, the compilation schemes to POWER do not enforce a strong barrier on hb -paths between SC accesses, but rather on $G.\text{po} ; G.\text{hb} ; G.\text{po}$ -paths between SC accesses.

► **Remark 11.** The full IMM model (*i.e.*, including release/acquire accesses and SC fences, as defined by Podkopaev *et al.* [20]) forbids cycles in $\text{rfe} \cup \text{ppo} \cup \text{bob} \cup \text{psc}_F$, where bob is (similar to ppo) a subset of the program order that must be preserved due to the presence of a memory fence or release/acquire access. Since psc_F is already included in IMM's acyclicity constraint, one may consider the natural option of including psc_{base} in that acyclicity constraint as well. However, it leads to a model that is too strong, as it forbids the following behavior:



This behavior is allowed by POWER (using any of the two intended compilation schemes for SC accesses; see §5.1.2).

Adapting the compilation from *Weakestmo* to IMM_{SC} to cover SC accesses is straightforward because the full definition of *Weakestmo* [6] does not have any additional constraints about SC accesses at the level of event structures. It only has an SC constraint at the level of extracted executions which is actually the same as in RC11, which we took as is for IMM_{SC} .

5.1 Compiling IMM_{SC} to Hardware

In this section, we establish describe the extension of the results of [20] to support SC accesses with their intended compilation schemes to the different architectures.

As was done in [20], since IMM_{SC} and the models of hardware we consider are all defined in the same declarative framework (using execution graphs), we formulate our results on the level of execution graphs. Thus, we actually consider the mapping of IMM_{SC} execution graphs to target architecture execution graphs that is induced by compilation of IMM_{SC} programs to machine programs. Hence, roughly speaking, for each architecture $\alpha \in \{\text{TSO}, \text{POWER}, \text{ARMv7}, \text{ARMv8}\}$, our (mechanized) result takes the following form:

If the α -execution-graph G_α corresponds to the IMM_{SC} -execution-graph G , then α -consistency of G_α implies IMM_{SC} -consistency of G .

Since the mapping from *Weakestmo* to IMM_{SC} (on the program level) is the *identity mapping* (Theorem 1), we obtain as a corollary the correctness of the compilation from *Weakestmo* to each architecture α that we consider. The exact notions of correspondence between G_α and G are presented in [17, Appendices B, C and D].

The mapping of IMM_{SC} to each architecture follows the intended compilation scheme of C/C++11 [16, 14], and extends the corresponding mappings of IMM from Podkopaev *et al.* [20] with the mapping of SC reads and writes. Next, we schematically present these extensions.

5.1.1 TSO

There are two alternative sound mappings of SC accesses to x86-TSO:

| Fence after SC writes | Fence before SC reads |
|--|--|
| $(R^{sc}) \triangleq \text{mov}$ | $(R^{sc}) \triangleq \text{mfence; mov}$ |
| $(W^{sc}) \triangleq \text{mov; mfence}$ | $(W^{sc}) \triangleq \text{mov}$ |
| $(RMW^{sc}) \triangleq (\text{lock}) \text{ xchg}$ | $(RMW^{sc}) \triangleq (\text{lock}) \text{ xchg}$ |

The first, which is implemented in mainstream compilers, inserts an **mfence** after every SC write; whereas the second inserts an **mfence** before every SC read. Importantly, one should *globally* apply one of the two mappings to ensure the existence of an **mfence** between every SC write and following SC read.

5.1.2 POWER

There are two alternative sound mappings of SC accesses to POWER:

| Leading sync | Trailing sync |
|---|--|
| $(R^{sc}) \triangleq \text{sync; } (R^{acq})$ | $(R^{sc}) \triangleq \text{ld; sync}$ |
| $(W^{sc}) \triangleq \text{sync; st}$ | $(W^{sc}) \triangleq (W^{rel}); \text{sync}$ |
| $(RMW^{sc}) \triangleq \text{sync; } (RMW^{acq})$ | $(RMW^{sc}) \triangleq (RMW^{rel}); \text{sync}$ |

The first scheme inserts a **sync** before every SC access, while the second inserts an **sync** after every SC access. Importantly, one should *globally* apply one of the two mappings to ensure the existence of a **sync** between every two SC accesses.

Observing that **sync** is the result of mapping an SC-fence to POWER, we can reuse the existing proof for the mapping of IMM to POWER. To handle the leading **sync** (respectively, trailing **sync**) scheme we introduce a preceding step, in which we prove that splitting in the whole execution graph each SC access to a pair of an SC fence followed (preceded) by a release/acquire access is a sound transformation under IMM_{SC} . That is, this global execution graph transformation cannot make an inconsistent execution consistent:

► **Theorem 12.** *Let G be an execution graph such that*

$$[R^{sc} \cup W^{sc}] ; (G.\text{po}' \cup G.\text{po}'; G.\text{hb} ; G.\text{po}') ; [R^{sc} \cup W^{sc}] \subseteq G.\text{hb} ; [F^{sc}] ; G.\text{hb},$$

where $G.\text{po}' \triangleq G.\text{po} \setminus G.\text{rmw}$. Let G' be the execution graph obtained from G by weakening the access modes of SC write and read events to release and acquire modes respectively. Then, IMM_{SC} -consistency of G follows from IMM-consistency of G' .

Having this theorem, we can think about mapping of IMM_{SC} to POWER as if it consists of three steps. We establish the correctness of each of them separately.

1. At the IMM_{SC} level, we globally split each SC-access to an SC-fence and release/acquire access. Correctness of this step follows by Theorem 12.
2. We map IMM to POWER, whose correctness follows by the existing results of [20], since we do not have SC accesses at this stage.
3. We remove any redundant fences introduced by the previous step. Indeed, following the leading **sync** scheme, we will obtain **sync; lwsync; st** for an SC write. The **lwsync** is redundant here since **sync** provides stronger guarantees than **lwsync** and can be removed. Similarly, following the trailing **sync** scheme, we will obtain **ld; cmp; bc; isync; sync** for an SC read. Again, the **sync** makes other synchronization instructions redundant.

5.1.3 ARMv7

The ARMv7 model [1] is very similar to the POWER model with the main difference being that it has a weaker preserved program order than POWER. However, Podkopaev *et al.* [20] proved IMM to POWER compilation correctness without relying on POWER’s preserved program order explicitly, but assuming the weaker version of ARMv7’s order. Thus, their proof also establishes correctness of compilation from IMM to ARMv7.

Extending the proof to cover SC accesses follows the same scheme discussed for POWER, since two intended mappings of SC accesses for ARMv7 are the same except for replacing POWER’s sync fence with ARMv7’s dmb:

| Leading dmb | | Trailing dmb | |
|--------------|--------------------------------------|--------------|--------------------------------------|
| (R^{sc}) | $\triangleq \text{dmb}; (R^{acq})$ | (R^{sc}) | $\triangleq \text{ldr}; \text{dmb}$ |
| (W^{sc}) | $\triangleq \text{dmb}; \text{str}$ | (W^{sc}) | $\triangleq (W^{rel}); \text{dmb}$ |
| (RMW^{sc}) | $\triangleq \text{dmb}; (RMW^{acq})$ | (RMW^{sc}) | $\triangleq (RMW^{rel}); \text{dmb}$ |

5.1.4 ARMv8

Since ARMv8 has added dedicated instructions to support C/C++-style SC accesses, we have established the correctness of a mapping employing these new instructions:

$$\begin{aligned}
 (R^{sc}) &\triangleq \text{LDAR} \\
 (W^{sc}) &\triangleq \text{STLR} \\
 (FADD^{sc}) &\triangleq \text{L:LDAXR;STLXR;BC L} \\
 (CAS^{sc}) &\triangleq \text{L:LDAXR;CMP;BC Le;STLXR;BC L;Le}
 \end{aligned}$$

We note that in this mapping, we follow Podkopaev *et al.* [20] and compile RMW operations to loops with load-linked and store-conditional instructions (LDX/STX). An alternative mapping for RMWs would be to use single hardware instructions, such as LDADD and CAS, that directly implement the required functionality. Unfortunately, however, due to a limitation of the current IMM setup and unclarity about the exact semantics of the CAS instruction, we are not able to prove the correctness of the alternative mapping employing these instructions. The problem is that IMM assumes that every po-edge from a RMW instruction is preserved, which holds for the mapping of CAS using the aforementioned loop, but not necessarily using the single instruction.

6 Related Work

While there are several memory model definitions both for hardware architectures [1, 10, 18, 22, 23] and programming languages [3, 4, 11, 15, 19, 21] in the literature, there are relatively few compilation correctness results [6, 9, 12, 14, 20, 25].

Most of these compilation results do not tackle any of the problems caused by poUrf cycles, which are the main cause of complexity in establishing correctness of compilation mappings to hardware architectures. A number of papers (*e.g.*, [6, 12, 25]) consider only hardware models that forbid such cycles, such as x86-TSO [18] and “strong POWER” [13], while others (*e.g.*, [9]) consider compilation schemes that introduce fences and/or dependencies so as to prevent poUrf cycles. The only compilation results where there is some non-trivial interplay of dependencies are by Lahav *et al.* [14] and by Podkopaev *et al.* [20].

The former paper [14] defines the RC11 model (repaired C11), and establishes a number of results about it, most of which are not related to compilation. The only relevant result is its pencil-and-paper correctness proof of a compilation scheme from RC11 to POWER

that adds a fence between relaxed reads and subsequent relaxed writes, but not between non-atomic accesses. As such, the only $\text{po} \cup \text{rf}$ cycles possible under the compilation scheme involve a racy non-atomic access. Since non-atomic races have undefined semantics in RC11, whenever there is such a cycle, the proof appeals to receptiveness to construct a different acyclic execution exhibiting the race.

The latter paper [20] introduced IMM and used it to establish correctness of compilation from the “promising semantics” (PS) [12] to the usual hardware models. As already mentioned, IMM’s definition catered precisely for the needs of the PS compilation proof, and so did not include important features such as sequentially consistent (SC) accesses. Our compilation proof shares some infrastructure with that proof—namely, the definition of IMM and traversals—but also has substantial differences because PS is quite different from Weakestmo. The main challenges in the PS proof were (1) to encode the various orders of the IMM execution graphs with the timestamps of the PS machine, and (2) to construct the certification runs for each outstanding promise. In contrast, the main technical challenge in the Weakestmo compilation proof is that event structures represent several possible executions of the program together, and that Weakestmo consistency includes constraints that correlate these executions, allowing one execution to affect the consistency of another.

7 Conclusion

In this paper, we presented the first correctness proof of mapping from the Weakestmo memory model to a number of hardware architectures. As a way to show correctness of Weakestmo compilation to hardware, we employed IMM [20], which we extended with SC accesses, from which compilation to hardware follows.

Although relying on IMM modularizes the compilation proof and makes it easy to extend to multiple architectures, it does have one limitation. As was discussed in §5.1.4, IMM enforces ordering between RMW events and subsequent memory accesses, while one desirable alternative compilation mapping of RMWs to ARMv8 does not enforce this ordering, which means that we cannot prove soundness of that mapping via the current definition of IMM. We are investigating whether one can weaken the corresponding IMM constraint, so that we can establish correctness of the alternative ARMv8 mapping as well.

Another way to establish correctness of this alternative mapping to ARMv8 may be to use the recently developed Promising-ARM model [23]. Indeed, since Promising-ARM is closely related to PS [12], it should be relatively easy to prove the correctness of compilation from PS to Promising-ARM. Establishing compilation correctness of Weakestmo to Promising-ARM, however, would remain unresolved because Weakestmo and PS are incomparable [6]. Moreover, a direct compilation proof would probably also be quite difficult because of the rather different styles in which these models are defined.

Acknowledgments. Evgenii Moiseenko and Anton Podkopaev were supported by RFBR (grant number 18-01-00380). Ori Lahav was supported by the Israel Science Foundation (grant number 5166651), by Len Blavatnik and the Blavatnik Family foundation, and by the Alon Young Faculty Fellowship.

References

- 1 Jade Alglave, Luc Maranget, and Michael Tautschnig. Herding cats: Modelling, simulation, testing, and data mining for weak memory. *ACM Trans. Program. Lang. Syst.*, 36(2):7:1–7:74, July 2014. URL: <http://doi.acm.org/10.1145/2627752>, doi:10.1145/2627752.

- 2 Mark Batty, Alastair F. Donaldson, and John Wickerson. Overhauling SC atomics in C11 and OpenCL. In *POPL 2016*, pages 634–648. ACM, 2016.
- 3 Mark Batty, Scott Owens, Susmit Sarkar, Peter Sewell, and Tjark Weber. Mathematizing C++ concurrency. In *POPL 2011*, pages 55–66, New York, 2011. ACM. doi:10.1145/1925844.1926394.
- 4 John Bender and Jens Palsberg. A formalization of java’s concurrent access modes. *Proc. ACM Program. Lang.*, 3(OOPSLA):142:1–142:28, October 2019. URL: <http://doi.acm.org/10.1145/3360568>, doi:10.1145/3360568.
- 5 Hans-J. Boehm and Brian Demsky. Outlawing ghosts: Avoiding out-of-thin-air results. In *MSPC 2014*, pages 7:1–7:6. ACM, 2014. doi:10.1145/2618128.2618134.
- 6 Soham Chakraborty and Viktor Vafeiadis. Grounding thin-air reads with event structures. *Proc. ACM Program. Lang.*, 3(POPL):70:1–70:27, 2019. doi:10.1145/3290383.
- 7 The Coq development of IMM, available at <http://github.com/weakmemory/imm>, 2019.
- 8 Will Deacon. The ARMv8 application level memory model, 2017. URL: <https://github.com/herd/herdtools7/blob/master/herd/libdir/aarch64.cat>.
- 9 Stephen Dolan, KC Sivaramakrishnan, and Anil Madhavapeddy. Bounding data races in space and time. In *PLDI 2018*, pages 242–255, New York, 2018. ACM. URL: <http://doi.acm.org/10.1145/3192366.3192421>, doi:10.1145/3192366.3192421.
- 10 Shaked Flur, Kathryn E. Gray, Christopher Pulte, Susmit Sarkar, Ali Sezgin, Luc Maranget, Will Deacon, and Peter Sewell. Modelling the ARMv8 architecture, operationally: Concurrency and ISA. In *POPL 2016*, pages 608–621, New York, 2016. ACM. URL: <http://doi.acm.org/10.1145/2837614.2837615>, doi:10.1145/2837614.2837615.
- 11 Alan Jeffrey and James Riely. On thin air reads towards an event structures model of relaxed memory. In *LICS 2016*, pages 759–767, New York, 2016. ACM. URL: <http://doi.acm.org/10.1145/2933575.2934536>, doi:10.1145/2933575.2934536.
- 12 Jeehoon Kang, Chung-Kil Hur, Ori Lahav, Viktor Vafeiadis, and Derek Dreyer. A promising semantics for relaxed-memory concurrency. In *POPL 2017*, pages 175–189, New York, 2017. ACM. doi:10.1145/3009837.3009850.
- 13 Ori Lahav and Viktor Vafeiadis. Explaining relaxed memory models with program transformations. In *FM 2016*. Springer, 2016. doi:10.1007/978-3-319-48989-6_29.
- 14 Ori Lahav, Viktor Vafeiadis, Jeehoon Kang, Chung-Kil Hur, and Derek Dreyer. Repairing sequential consistency in C/C++11. In *PLDI 2017*, pages 618–632, New York, 2017. ACM. doi:10.1145/3062341.3062352.
- 15 Jeremy Manson, William Pugh, and Sarita V. Adve. The Java memory model. In *POPL 2005*, pages 378–391, New York, 2005. ACM. doi:10.1145/1040305.1040336.
- 16 C/C++11 mappings to processors, 2016. URL: <http://www.cl.cam.ac.uk/~pes20/cpp/cpp0xmappings.html>.
- 17 Evgenii Moiseenko, Anton Podkopaev, Ori Lahav, Orestis Melkonian, and Viktor Vafeiadis. Coq proof scripts and supplementary material for this paper, available at <http://plv.mpi-sws.org/weakestmoToImm/>, 2020.
- 18 Scott Owens, Susmit Sarkar, and Peter Sewell. A better x86 memory model: x86-TSO. In *TPHOLs 2009*, volume 5674 of *LNCs*, pages 391–407, Heidelberg, 2009. Springer.
- 19 Jean Pichon-Pharabod and Peter Sewell. A concurrency semantics for relaxed atomics that permits optimisation and avoids thin-air executions. In *POPL 2016*, pages 622–633, New York, 2016. ACM. doi:10.1145/2837614.2837616.
- 20 Anton Podkopaev, Ori Lahav, and Viktor Vafeiadis. Bridging the gap between programming languages and hardware weak memory models. *Proc. ACM Program. Lang.*, 3(POPL):69:1–69:31, 2019. doi:10.1145/3290382.
- 21 Anton Podkopaev, Ilya Sergey, and Aleksandar Nanevski. Operational aspects of C/C++ concurrency. *CoRR*, abs/1606.01400, 2016. URL: <http://arxiv.org/abs/1606.01400>.

- 22 Christopher Pulte, Shaked Flur, Will Deacon, Jon French, Susmit Sarkar, and Peter Sewell. Simplifying ARM concurrency: multicopy-atomic axiomatic and operational models for ARMv8. *Proc. ACM Program. Lang.*, 2(POPL):19:1–19:29, 2018. doi:[10.1145/3158107](https://doi.org/10.1145/3158107).
- 23 Christopher Pulte, Jean Pichon-Pharabod, Jeehoon Kang, Sung-Hwan Lee, and Chung-Kil Hur. Promising-ARM/RISC-V: a simpler and faster operational concurrency model. In *Proceedings of the 40th ACM SIGPLAN Conference on Programming Language Design and Implementation*, PLDI 2019, pages 1–15, New York, NY, USA, 2019. ACM. URL: <http://doi.acm.org/10.1145/3314221.3314624>, doi:[10.1145/3314221.3314624](https://doi.org/10.1145/3314221.3314624).
- 24 Viktor Vafeiadis, Thibaut Balabonski, Soham Chakraborty, Robin Morisset, and Francesco Zappa Nardelli. Common compiler optimisations are invalid in the C11 memory model and what we can do about it. In *POPL 2015*, pages 209–220, New York, 2015. ACM. doi:[10.1145/2676726.2676995](https://doi.org/10.1145/2676726.2676995).
- 25 Jaroslav Ševčík, Viktor Vafeiadis, Francesco Zappa Nardelli, Suresh Jagannathan, and Peter Sewell. CompCertTSO: A verified compiler for relaxed-memory concurrency. *J. ACM*, 60(3):22, 2013. doi:[10.1145/2487241.2487248](https://doi.org/10.1145/2487241.2487248).

A Simulation Relation for the complete Weakestmo model

Here we present the simulation relation $\mathcal{I}_T(prog, G, TC, S, X)$ and the auxiliary relation $\mathcal{I}^{cert}(prog, G, \langle C, I \rangle, \langle C', I' \rangle, S, X, t, Br, \sigma, \sigma')$ for the complete **Weakestmo** memory model. In addition to the relaxed accesses the full versions of the relations handle fences, read-modify-write pairs, release, acquire and sequentially consistent accesses.

We define the relation $\mathcal{I}_T(prog, G, \langle C, I \rangle, S, X)$ to hold if the following conditions are met:

1. G is an IMM_{SC} -consistent execution of $prog$.
2. S is a **Weakestmo**-consistent event structure of $prog$.
3. X is an extracted subset of S .
4. The **s2g**-image of X is equal to the union of the covered and issued events and the events which po-precede the issued ones:
 - $\llbracket X \rrbracket = C \cup \text{dom}(G.\text{po}^?; [I])$
5. The **s2g**-image of the event from the thread $t \in T$ lies in $C \cup \text{dom}(G.\text{po}^?; [I])$.
 - $\llbracket S.\text{thread}(T) \rrbracket \subseteq C \cup \text{dom}(G.\text{po}^?; [I])$
6. The **s2g**-image of S 's event has the same thread, type, modifier, and location. Additionally, the **s2g**-image of X 's event which is covered or issued has the same value:
 - a. $\forall e \in S.E. S.\{\text{tid}, \text{typ}, \text{loc}, \text{mod}\}(e) = G.\{\text{tid}, \text{typ}, \text{loc}, \text{mod}\}(\text{s2g}(e))$
 - b. $\forall e \in X \cap \llbracket C \cup I \rrbracket. S.\text{val}(e) = G.\text{val}(\text{s2g}(e))$
7. The **s2g**-image of $S.\text{po}$ is a subset of the $G.\text{po}$ relation:
 - $\llbracket S.\text{po} \rrbracket \subseteq G.\text{po}$
8. Identity relation in G corresponds to identity or conflict relation in S :
 - $\llbracket \text{id} \rrbracket \subseteq S.\text{cf}^?$
9. The **s2g**-image of a justification edge is included in paths in G representing observation of the corresponding thread. The **s2g**-image of a justification edge is in $G.\text{rf}$ if the edge ends either in domain of $S.\text{rmw}$, an acquire access, or followed by an acquire fence. Moreover, the **s2g**-image of $S.\text{jf}$ ending in X matches the simulation reads-from relation:
 - a. $\llbracket S.\text{jf} \rrbracket \subseteq G.\text{rf}^?; (G.\text{hb}; [G.\text{F}^{\text{sc}}])^?; G.\text{psc}_F^?; G.\text{hb}^?$
 - b. $\llbracket S.\text{jf}; S.\text{rmw} \rrbracket \subseteq G.\text{rf}; G.\text{rmw}$
 - c. $\llbracket S.\text{jf}; (S.\text{po}; [S.\text{F}])^?; [S.E^{\text{acq}}] \rrbracket \subseteq G.\text{rf}; (G.\text{po}; [S.\text{F}])^?; [G.E^{\text{acq}}]$
 - d. $\llbracket S.\text{jf}; [X] \rrbracket \subseteq G.\text{s2g}(TC)$
 Using the last property it is possible to derive that $\llbracket S.\text{jf}; [X \cap \llbracket C \rrbracket] \rrbracket \subseteq G.\text{rf}$.
10. Each write event in S which justifies some read event externally should be $S.\text{ew}$ -equal to a write event in X whose **s2g**-image is issued:
 - $\text{dom}(S.\text{jfe}) \subseteq \text{dom}(S.\text{ew}; [X \cap \llbracket I \rrbracket])$
11. The **s2g**-image of $S.\text{ew}$ is a subset of the identity relation:
 - $\llbracket S.\text{ew} \rrbracket \subseteq \text{id}$
12. Let w and w' be different events in one $S.\text{ew}$ equivalence class. Then, there is w'' in this equivalence class s.t. w'' is in X and **s2g**(w'') is issued:
 - $S.\text{ew} \subseteq (S.\text{ew}; [X \cap \llbracket I \rrbracket]; S.\text{ew})^?$
13. The **s2g**-image of $S.\text{co}$ lies in the reflexive closure of $G.\text{co}$. Additionally, **s2g**-images of $S.\text{co}$ -edges ending in $X \cap S.\text{thread}(T)$ lay in $G.\text{co}$:
 - a. $\llbracket S.\text{co} \rrbracket \subseteq G.\text{co}^?$
 - b. $\llbracket S.\text{co}; [X \cap S.\text{thread}(T)] \rrbracket \subseteq G.\text{co}$
14. The **s2g**-image of $S.\text{rmw}$ is in $G.\text{rmw}$. Vice versa, $G.\text{rmw}$ ending in the covered set is in the **s2g**-image of $S.\text{rmw}$ ending in X .
 - a. $\llbracket S.\text{rmw} \rrbracket \subseteq G.\text{rmw}$
 - b. $G.\text{rmw}; [C] \subseteq \llbracket S.\text{rmw}; [X] \rrbracket$

15. Let e , w , and w' be events in S s.t. (i) $\langle e, w \rangle$ is an $S.\text{release}$ edge, (ii) w and w' is in the same $S.\text{ew}$ equivalence class, (iii) w' is in X , and (iv) $\text{s2g}(w')$ is issued. Then e is in X :
 $\models \text{dom}(S.\text{release}; S.\text{ew}; [X \cap \llbracket I \rrbracket]) \subseteq X$
 This property is needed to show that $\text{dom}(S.\text{hb} \setminus S.\text{po})$ is included in X .
16. Let r , r' , w , and w' be events in S s.t. (i) r and r' are in immediate conflict and justified from w and w' respectively, and (ii) r' is in X and its thread is in T . Then $\text{s2g}(w)$ is $G.\text{co}$ -less than $\text{s2g}(w')$:
 $\models \llbracket S.\text{jf}; S.\text{cf}_{\text{imm}}; [X \cap S.\text{thread}(T)]; S.\text{jf}^{-1} \rrbracket \subseteq G.\text{co}$
 This property is needed to prove $\text{cf}_{\text{imm}}\text{-JUSTIFICATION}$ on the simulation step.
17. For all $t \in T$ there exists σ s.t. $S.K_C(t) \rightarrow_t^* \sigma$ and the thread-local execution graph $\sigma.G$ is equivalent modulo rf and co components to the restriction of G to the thread t .

In addition to \mathcal{I} we also define a version of the simulation reation which holds during the construction of a certification branch $\mathcal{I}^{\text{cert}}$.

We define the relation $\mathcal{I}^{\text{cert}}(\text{prog}, G, \langle C, I \rangle, \langle C', I' \rangle, S, X, t, Br, \sigma, \sigma')$ to hold if the following conditions are met:

1. $\mathcal{I}_{T \setminus \{t\}}(\text{prog}, G, \langle C, I \rangle, S, X)$ holds.
2. $G \vdash \langle C, I \rangle \rightarrow_t \langle C', I' \rangle$ holds.
3. σ and σ' are thread states s.t. σ' is reachable from σ , σ corresponds to the $S.\text{po}$ -last event in Br and the partial execution graph of σ' contains covered and issued events up to the $G.\text{po}$ -last issued write in the thread t :
 - a. $\sigma \rightarrow_t^* \sigma'$
 - b. $\sigma.G.E = \llbracket Br \rrbracket$
 - c. $\sigma'.G.E = G.\text{thread}(t) \cap (C' \cup \text{dom}(G.\text{po}^?; [I']))$
4. The set Br consists of the events from the thread t and covered prefixes of Br and X restricted to thread t coincide:
 - a. $Br \subseteq S.\text{thread}(t)$
 - b. $Br \cap \llbracket C \rrbracket = X \cap S.\text{thread}(t) \cap \llbracket C \rrbracket$
5. The partial execution graph of σ' assigns same thread identifier, type, location and mode as the full execution graph G does. Additionally, it assigns the same value as G to determined events.
 - a. $\forall e \in \sigma'.G.E. \sigma'.G.\{\text{tid}, \text{typ}, \text{loc}, \text{mod}\}(e) = G.\{\text{tid}, \text{typ}, \text{loc}, \text{mod}\}(e)$
 - b. $\forall e \in \sigma'.G.E \cap G.\text{determined}(\langle C', I' \rangle). \sigma'.G.\text{val}(e) = G.\text{val}(e)$
6. The s2g -image of the jf relation ending in Br is included in $G.\text{sjf}(\langle C', I' \rangle)$:
 $\models \llbracket S.\text{jf}; [Br] \rrbracket \subseteq G.\text{sjf}(\langle C', I' \rangle)$
7. For every issued event from Br there exists an $S.\text{ew}$ -equivalent in X . And, symmetrically, every issued event from X within the processed part of the certification branch has an $S.\text{ew}$ -equivalent in Br .
 - a. $Br \cap \llbracket I \rrbracket \subseteq \text{dom}(S.\text{ew}; [X])$
 - b. $X \cap \llbracket I \cap \sigma.G.E \rrbracket \subseteq \text{dom}(S.\text{ew}; [Br])$
8. The s2g -image of $S.\text{co}$ ending in Br lies in $G.\text{co}$ The s2g -image of $S.\text{co}$ ending in $X \cap S.\text{thread}(t)$ and not in the processed part of the certification branch lies in $G.\text{co}$.
 - a. $\llbracket S.\text{co}; [Br] \rrbracket \subseteq G.\text{co}$
 - b. $\llbracket S.\text{co}; [X \cap S.\text{thread}(t) \setminus \llbracket \sigma.G.E \rrbracket] \rrbracket \subseteq G.\text{co}$
9. Each $G.\text{rmw}$ edge ending in the processed part of the certification branch is the s2g -image of some $S.\text{rmw}$ edge ending in Br .
 $\models G.\text{rmw}; [C' \cap \sigma.G.E] \subseteq \llbracket S.\text{rmw}; [Br] \rrbracket$

$$\begin{aligned}
\langle r := [e]^{\text{rlx}} \rangle &\approx \text{"ldr"} & \langle [e_1]^{\text{rlx}} := e_2 \rangle &\approx \text{"str"} \\
\langle r := [e]^{\text{acq}} \rangle &\approx \text{"ldar"} & \langle [e_1]^{\text{rel}} := e_2 \rangle &\approx \text{"stlr"} \\
\langle \text{fence}^{\text{acq}} \rangle &\approx \text{"dmb.ld"} & \langle \text{fence}^{\text{rel}} \rangle &\approx \text{"dmb.sy"} \\
\langle r := \text{FADD}^o(e_1, e_2) \rangle &\approx \text{"L:"} ++ \text{ld}(o) ++ \text{st}(o) ++ \text{"bc L"} \\
\langle r := \text{CAS}^o(e, e_R, e_W) \rangle &\approx \text{"L:"} ++ \text{ld}(o) ++ \text{"cmp;bc Le;} ++ \text{st}(o) ++ \text{"bc L;Le;} \\
\text{ld}(o) \triangleq o \sqsupseteq \text{acq} ? \text{"ldaxr;"} : \text{"ldxr;"} & \quad \text{st}(o) \triangleq o \sqsupseteq \text{rel} ? \text{"stlrx;"} : \text{"stxr;"}
\end{aligned}$$

■ **Figure 9** Compilation scheme from IMM_{SC} to ARMv8.

10. Suppose w, w', r , and r' are S 's events *s.t.* (i) r and r' are justified from w and w' respectively, and (ii) r and r' are in immediate conflict and belong to thread t . Then $\text{s2g}(w')$ is $G.\text{co}$ -greater than $\text{s2g}(w)$ if either r' is in Br :
- $\llbracket S.\text{jf}; S.\text{cf}_{\text{imm}}; [Br]; S.\text{jf}^{-1} \rrbracket \subseteq G.\text{co}$
- or r is not in Br and r' is in $X \cap S.\text{thread}(t)$:
- $\llbracket S.\text{jf}; [S.E \setminus Br]; S.\text{cf}_{\text{imm}}; [X \cap S.\text{thread}(t)]; S.\text{jf}^{-1} \rrbracket \subseteq G.\text{co}$

B From IMM_{SC} to ARMv8

The intended mapping of IMM to ARMv8 is presented schematically in Fig. 9 and follows [16]. Note that acquire and SC loads are compiled to the same instruction (**ldar**) as well as release and SC stores (**stlrr**). In ARM assembly RMWs are represented as pairs of instructions—*exclusive* load (**ldxr**) followed by *exclusive* store (**stxr**), and these instructions are also have their stronger (SC) counterparts—**ldaxr** and **stlrr**.

We use ARMv8 declarative model [8] (see also [22]).¹⁵ Its labels are given by:

- ARM read label: $R^{\text{ra}}(x, v)$ where $x \in \text{Loc}$, $v \in \text{Val}$, $\text{or} \in \{\text{rlx}, \text{Q}, \text{A}\}$, and $\text{rlx} \sqsubset \text{Q} \sqsubset \text{A}$.
- ARM write label: $W^{\text{wa}}(x, v)$ where $x \in \text{Loc}$, $v \in \text{Val}$, $\text{ow} \in \{\text{rlx}, \text{L}\}$, and $\text{rlx} \sqsubset \text{L}$.
- ARM fence label: F^{of} where $\text{of} \in \{\text{ld}, \text{sy}\}$ and $\text{ld} \sqsubset \text{sy}$.

In turn, ARM's execution graphs are defined as IMM_{SC}'s ones, except for the CAS dependency, **casdep**, which is not present in ARM executions.

The definition of ARMv8-consistency requires the following derived relations (see [22] for further explanations and details):

$$\begin{aligned}
\text{obs} &\triangleq \text{rfe} \cup \text{fre} \cup \text{coe} & (\text{observed-by}) \\
\text{dob} &\triangleq (\text{addr} \cup \text{data}); \text{rfi}^? \cup (\text{ctrl} \cup \text{data}); [W]; \text{coi}^? \cup \text{addr}; \text{po}; [W] & (\text{dependency-ordered-before}) \\
\text{aob} &\triangleq \text{rmw} \cup [W^{\text{ex}}]; \text{rfi}; [R^{\text{Q}}] & (\text{atomic-ordered-before}) \\
\text{bob} &\triangleq \text{po}; [F^{\text{sy}}]; \text{po} \cup [R]; \text{po}; [F^{\text{ld}}]; \text{po} \cup [R^{\text{Q}}]; \text{po} \cup \text{po}; [W^{\text{L}}]; \text{coi}^? \cup [W^{\text{L}}]; \text{po}; [R^{\text{A}}] & (\text{barrier-ordered-before})
\end{aligned}$$

► **Definition 13.** An ARMv8 execution graph G_a is called ARMv8-consistent if the following hold:

- $\text{codom}(G_a.\text{rf}) = G_a.\text{R}$.
- For every location $x \in \text{Loc}$, $G_a.\text{co}$ totally orders $G_a.W(x)$.
- $G_a.\text{po}|_{\text{loc}} \cup G_a.\text{rf} \cup G_a.\text{fr} \cup G_a.\text{co}$ is acyclic. (SC-PER-LOC)
- $G_a.\text{rmw} \cap (G_a.\text{fre}; G_a.\text{coe}) = \emptyset$.

¹⁵ We only describe the fragment of the model that is needed for mapping of IMM_{SC}, thus excluding **isb** fences.

| | |
|--|--|
| $\langle r := [e]^{\neq \text{sc}} \rangle \approx \text{"mov"}$ | $\langle \text{fence}^{\neq \text{sc}} \rangle \approx \text{" "}$ |
| $\langle [e_1]^{\neq \text{sc}} := e_2 \rangle \approx \text{"mov"}$ | $\langle \text{fence}^{\text{sc}} \rangle \approx \text{"mfence"}$ |
| $\langle r := \text{FADD}^o(e_1, e_2) \rangle \approx \text{"(lock) xadd"}$ | |
| $\langle r := \text{CAS}^o(e, e_R, e_W) \rangle \approx \text{"(lock) cmpxchg"}$ | |
| Alt. 1: $\langle r := [e]^{\text{sc}} \rangle \approx \text{"mov"}$ | Alt. 2: $\langle r := [e]^{\text{sc}} \rangle \approx \text{"mfence; mov"}$ |
| $\langle [e_1]^{\text{sc}} := e_2 \rangle \approx \text{"mov; mfence"}$ | $\langle [e_1]^{\text{sc}} := e_2 \rangle \approx \text{"mov"}$ |

■ **Figure 10** Compilation scheme from IMM_{SC} to TSO.

- $G_a.\text{obs} \cup G_a.\text{dob} \cup G_a.\text{aob} \cup G_a.\text{bob}$ is acyclic. (EXTERNAL)

We interpret the intended compilation on execution graphs:

► **Definition 14.** Let G be an IMM execution graph. An ARM execution graph G_a corresponds to G if the following hold:

- $G_a.\text{E} = G.\text{E}$ and $G_a.\text{po} = G.\text{po}$
- $G_a.\text{lab} = \{e \mapsto \langle G.\text{lab}(e) \rangle \mid e \in G.\text{E}\}$ where:

$$\begin{aligned}
 \langle R_s^{\text{rlx}}(x, v) \rangle &\triangleq R^{\text{rlx}}(x, v) & \langle W^{\text{rlx}}(x, v) \rangle &\triangleq W^{\text{rlx}}(x, v) \\
 \langle R_s^{\text{acq}}(x, v) \rangle &\triangleq R^{\text{q}}(x, v) & \langle W^{\text{rel}}(x, v) \rangle &\triangleq W^{\text{L}}(x, v) \\
 \langle R_s^{\text{sc}}(x, v) \rangle &\triangleq R^{\text{A}}(x, v) \\
 \langle F^{\text{acq}} \rangle &\triangleq F^{\text{ld}} & \langle F^{\text{rel}} \rangle &= \langle F^{\text{acqrel}} \rangle = \langle F^{\text{sc}} \rangle \triangleq F^{\text{sy}}
 \end{aligned}$$

- $G.\text{rmw} = G_a.\text{rmw}$, $G.\text{data} = G_a.\text{data}$, and $G.\text{addr} = G_a.\text{addr}$
(the compilation does not change RMW pairs and data/address dependencies)
- $G.\text{ctrl} \subseteq G_a.\text{ctrl}$
(the compilation only adds control dependencies)
- $[G.\text{R}_{\text{ex}}]; G.\text{po} \subseteq G_a.\text{ctrl} \cup G_a.\text{rmw} \cap G_a.\text{data}$
(exclusive reads entail a control dependency to any future event, except for their immediate exclusive write successor if arose from an atomic increment)
- $G.\text{casdep}; G.\text{po} \subseteq G_a.\text{ctrl}$
(CAS dependency to an exclusive read entails a control dependency to any future event)

We state our theorem that ensures IMM_{SC}-consistency if the corresponding ARMv8 execution graph is ARMv8-consistent.

► **Theorem 15.** Let G be an IMM execution graph with whole serial numbers ($\text{sn}[G.\text{E}] \subseteq \mathbb{N}$), and let G_a be an ARMv8 execution graph that corresponds to G . Then, ARMv8-consistency of G_a implies IMM_{SC}-consistency of G .

Outline. IMM-consistency of G follows from [20, Theorem 4.5]. That is, we only need to show that acyclicity of $G.\text{psc}_{\text{base}} \cup G.\text{psc}_{\text{F}}$ holds. We start by showing that $G_a.\text{obs}' \cup G_a.\text{dob} \cup G_a.\text{aob} \cup G_a.\text{bob}'$ is acyclic, where

$$\begin{aligned}
 \text{obs}' &\triangleq \text{rfe} \cup \text{fr} \cup \text{co} \\
 \text{bob}' &\triangleq \text{bob} \cup [\text{R}]; \text{po}; [\text{F}^{\text{ld}}] \cup \text{po}; [\text{F}^{\text{sy}}] \cup [\text{F}^{\text{ld}}]; \text{po}
 \end{aligned}$$

Then, we finish the proof by showing that $G_a.\text{psc}_{\text{base}} \cup G_a.\text{psc}_{\text{F}}$ is included in $(G_a.\text{obs}' \cup G_a.\text{dob} \cup G_a.\text{aob} \cup G_a.\text{bob}')^+$. ◀

C From IMM_{SC} to TSO

The intended mapping of IMM_{SC} to TSO is presented schematically in Fig. 10. There are two possible alternatives for compiling SC accesses (see the bottom of Fig. 10): to compile an SC store to a store followed by a fence or to compile an SC load to a load preceded by a fence. Both of the schemes guarantee that in compiled code there is a fence between every store and load instructions originated from SC accesses. Regarding compilation schemes of SC accesses, our proof of the compilation correctness from IMM_{SC} to TSO depends only on this property. That is, in this section, we concentrate only on the compilation alternative which compiles SC stores using fences.

As a model of the TSO architecture, we use a declarative model from [1]. Its labels are given by:

- TSO read label: $R(x, v)$ where $x \in \text{Loc}$ and $v \in \text{Val}$.
- TSO write label: $W(x, v)$ where $x \in \text{Loc}$ and $v \in \text{Val}$.
- TSO fence label: MFENCE .

In turn, TSO's execution graphs are defined as IMM_{SC}'s ones. Below, we interpret the compilation on execution graphs.

► **Definition 16.** Let G be an IMM execution graph with whole identifiers ($G.E \subseteq \mathbb{N}$). A TSO execution graph G_t corresponds to G if the following hold:

- $G_t.E = G.E \setminus G.F^{\neq \text{sc}} \cup \{n + 0.1 \mid n \in G.W^{\text{sc}}\}$
(non-SC fences are removed)
- $G_t.\text{tid}(e) = G.\text{tid}(\lfloor e \rfloor + 0.1)$ for all e in G_t
- $G_t.\text{po} =$
 $[G_t.E]; (G.\text{po} \cup \{\langle a, n + 0.1 \rangle \mid \langle a, n \rangle \in G.\text{po}^?\} \cup \{\langle n + 0.1, a \rangle \mid \langle n, a \rangle \in G.\text{po}\}); [G_t.E]$
(new events are added after SC writes)
- $G_t.\text{lab} = \{e \mapsto (G.\text{lab}(e)) \mid e \in G.E \setminus G.F^{\neq \text{sc}}\} \cup \{e \mapsto \text{MFENCE} \mid e \in G_t.E \setminus G.E\}$ where:

$$(\lfloor R_s^{\text{or}}(x, v) \rfloor) \triangleq R(x, v) \quad (\lfloor W^{\text{or}}(x, v) \rfloor) \triangleq W(x, v) \quad (\lfloor F^{\text{sc}} \rfloor) \triangleq \text{MFENCE}$$

- $G.\text{rmw} = G_t.\text{rmw}$, $G.\text{data} = G_t.\text{data}$, and $G.\text{addr} = G_t.\text{addr}$
(the compilation does not change RMW pairs and data/address dependencies)
- $G.\text{ctrl}; [G.E \setminus G.F^{\neq \text{sc}}] \subseteq G_t.\text{ctrl}$
(the compilation only adds control dependencies)

The following derived relations are used to define the TSO-consistency predicate.

$$\begin{aligned} \text{ppo}_{\text{TSO}} &\triangleq [R \cup W]; \text{po}; [R \cup W] \setminus [W]; \text{po}; [R] \\ \text{fence}_{\text{TSO}} &\triangleq [R \cup W]; \text{po}; [\text{MFENCE}]; \text{po}; [R \cup W] \\ \text{implied_fence}_{\text{TSO}} &\triangleq [W]; \text{po}; [\text{dom}(\text{rmw})] \cup [\text{codom}(\text{rmw})]; \text{po}; [R] \\ \text{hb}_{\text{TSO}} &\triangleq \text{ppo}_{\text{TSO}} \cup \text{fence}_{\text{TSO}} \cup \text{implied_fence}_{\text{TSO}} \cup \text{rfe} \cup \text{co} \cup \text{fr} \end{aligned}$$

► **Definition 17.** G is called TSO-consistent if the following hold:

- $\text{codom}(G.\text{rf}) = G.R.$ (rf-COMPLETENESS)
- For every location $x \in \text{Loc}$, $G.\text{co}$ totally orders $G.W(x)$. (co-TOTALITY)
- $\text{po}|_{\text{loc}} \cup \text{rf} \cup \text{fr} \cup \text{co}$ is acyclic. (SC-PER-LOC)
- $G.\text{rmw} \cap (G.\text{fre}; G.\text{coe}) = \emptyset$. (ATOMICITY)
- $G.\text{hb}_{\text{TSO}}$ is acyclic. (TSO-NO-THIN-AIR)

Next, we state our theorem that ensures IMM_{SC}-consistency if the corresponding TSO execution graph is TSO-consistent.

► **Theorem 18.** *Let G be an IMM_{SC} execution graph with whole identifiers ($G.E \subseteq \mathbb{N}$), and let G_t be an TSO execution graph that corresponds to G . Then, TSO-consistency of G_t implies IMM_{SC} -consistency of G .*

Outline. Since G_t corresponds to G , we know that

$$[G.W^{\text{sc}}]; G.\text{po}; [G.R^{\text{sc}}] \subseteq G_t.\text{po}; [G_t.\text{MFENCE}]; G_t.\text{po}$$

as the aforementioned property of the compilation scheme. We show that

$$G_t.\text{ehb}_{\text{TSO}} \triangleq G_t.\text{hb}_{\text{TSO}} \cup [G_t.\text{MFENCE}]; G_t.\text{po} \cup [G_t.\text{MFENCE}]; G_t.\text{po}$$

is acyclic. Then, we show that $G.\text{psc}_{\text{base}} \cup G.\text{psc}_{\text{F}}$ is included in $G_t.\text{ehb}_{\text{TSO}}^+$. It means that acyclicity of $G.\text{psc}_{\text{base}} \cup G.\text{psc}_{\text{F}}$ holds, and it leaves us to prove that G is IMM-consistent. That is done by standard relational techniques (see [7]). ◀

| | |
|--|---|
| $\langle r := [e]^{rlx} \rangle \approx \text{"ld"}$ | $\langle [e_1]^{rlx} := e_2 \rangle \approx \text{"st"}$ |
| $\langle r := [e]^{acq} \rangle \approx \text{"ld;cmp;bc;isync"}$ | $\langle [e_1]^{rel} := e_2 \rangle \approx \text{"lwsync;st"}$ |
| $\langle \text{fence}^{sc} \rangle \approx \text{"lwsync"}$ | $\langle \text{fence}^{sc} \rangle \approx \text{"sync"}$ |
| $\langle r := \text{FADD}^o(e_1, e_2) \rangle \approx \text{wmod}(o) ++ \text{"L:lwax;stwcx.;bc L"} ++ \text{rmod}(o)$ | |
| $\langle r := \text{CAS}^o(e, e_R, e_W) \rangle \approx \text{wmod}(o) ++ \text{"L:lwax;cmp;bc Le;stwcx.;bc L;Le:"} ++ \text{rmod}(o)$ | |
| $\text{wmod}(o) \triangleq o \sqsupseteq \text{rel} ? \text{"lwsync;"} : \text{" "}$ | $\text{rmod}(o) \triangleq o \sqsupseteq \text{acq} ? \text{";isync"} : \text{" "}$ |
| Leading sync: | Trailing sync: |
| $\langle r := [e]^{sc} \rangle \approx \text{"sync;ld;cmp;bc;isync"}$ | $\langle r := [e]^{sc} \rangle \approx \text{"ld;sync"}$ |
| $\langle [e_1]^{sc} := e_2 \rangle \approx \text{"sync;st"}$ | $\langle [e_1]^{sc} := e_2 \rangle \approx \text{"lwsync;st;sync"}$ |

■ **Figure 11** Compilation scheme from IMM to POWER.

D From IMM_{SC} to POWER

Here we use the same mapping of IMM to POWER (see Fig. 11) as in [20] for all instructions except for SC accesses. For the latter, there are two standard compilations schemes [16] presented in the bottom of Fig. 11: with leading and trailing sync fences.

The next definition presents the correspondence between IMM execution graphs and their mapped POWER ones following the leading compilation scheme in Fig. 11 with elimination of the aforementioned redundancy of SC write compilation.

► **Definition 19.** Let G be an IMM execution graph with whole identifiers ($G.E \subseteq \mathbb{N}$). A POWER execution graph G_p corresponds to G if the following hold:

- $G_p.E = G.E \cup \{n + 0.1 \mid n \in (G.R^{\text{acq}} \setminus \text{dom}(G.\text{rmw})) \cup \text{codom}([G.R^{\text{acq}}]; G.\text{rmw})\} \cup \{n - 0.1 \mid n \in (G.E^{\text{rel}} \setminus \text{dom}(G.\text{rmw})) \cup \text{dom}(G.\text{rmw}; [G.W^{\text{rel}}])\}$
(new events are added after acquire reads and acquire RMW pairs and before SC accesses and SC RMW pairs)
- $G_p.\text{tid}(e) = G.\text{tid}(\lfloor e + 0.1 \rfloor)$ for all e in G_p
- $G_p.\text{po} = G.\text{po} \cup ((G_p.E \times G_p.E) \cap (\{\langle a, n - 0.1 \rangle \mid \langle a, n \rangle \in G.\text{po}\} \cup \{\langle n - 0.1, a \rangle \mid \langle n, a \rangle \in G.\text{po}^?\} \cup \{\langle a, n + 0.1 \rangle \mid \langle a, n \rangle \in G.\text{po}^?\} \cup \{\langle n + 0.1, a \rangle \mid \langle n, a \rangle \in G.\text{po}\}))$
- $G_p.\text{lab} = \{e \mapsto \langle G.\text{lab}(e) \rangle \mid e \in G.E\} \cup \{n + 0.1 \mapsto \text{F}^{\text{isync}} \mid n + 0.1 \in G_p.E \wedge n \in \mathbb{N}\} \cup \{n - 0.1 \mapsto \text{F}^{\text{lwsync}} \mid n - 0.1 \in G_p.E \wedge n \in \mathbb{N} \wedge n \notin G.E^{\text{sc}} \cup \text{dom}(G.\text{rmw}; [G.W^{\text{sc}}])\} \cup \{n - 0.1 \mapsto \text{F}^{\text{sync}} \mid n - 0.1 \in G_p.E \wedge n \in \mathbb{N} \wedge n \in G.E^{\text{sc}} \cup \text{dom}(G.\text{rmw}; [G.W^{\text{sc}}])\}$

where:

$$\begin{aligned} \langle \text{R}_s^{\text{ra}}(x, v) \rangle &\triangleq \text{R}(x, v) & \langle \text{F}^{\text{acq}} \rangle &= \langle \text{F}^{\text{rel}} \rangle = \langle \text{F}^{\text{acqrel}} \rangle \triangleq \text{F}^{\text{lwsync}} \\ \langle \text{W}^{\text{ra}}(x, v) \rangle &\triangleq \text{W}(x, v) & \langle \text{F}^{\text{sc}} \rangle &\triangleq \text{F}^{\text{sync}} \end{aligned}$$

- $G.\text{rmw} = G_p.\text{rmw}$, $G.\text{data} = G_p.\text{data}$, and $G.\text{addr} = G_p.\text{addr}$
(the compilation does not change RMW pairs and data/address dependencies)
- $G.\text{ctrl} \subseteq G_p.\text{ctrl}$
(the compilation only adds control dependencies)

- $[G.R^{\exists\text{acq}}]; G.\text{po} \subseteq G_p.\text{rmw} \cup G_p.\text{ctrl}$
(a control dependency is placed from every acquire or SC read)
- $[G.R_{\text{ex}}]; G.\text{po} \subseteq G_p.\text{ctrl} \cup G_p.\text{rmw} \cap G_p.\text{data}$
(exclusive reads entail a control dependency to any future event, except for their immediate exclusive write successor if arose from an atomic increment)
- $G.\text{data}; [\text{codom}(G.\text{rmw})]; G.\text{po} \subseteq G_p.\text{ctrl}$
(data dependency to an exclusive write entails a control dependency to any future event)
- $G.\text{casdep}; G.\text{po} \subseteq G_p.\text{ctrl}$
(CAS dependency to an exclusive read entails a control dependency to any future event)

The correspondence between IMM and POWER execution graphs which follows the trailing compilation scheme may be presented similarly with two main difference. First, obviously, SC accesses are compiled to release and acquire accesses followed by SC fences:

$$\begin{aligned}
 G_p.E &= G.E \cup \{n + 0.1 \mid n \in \{(G.E^{\exists\text{acq}} \setminus \text{dom}(G.\text{rmw})) \cup \\
 &\quad \text{codom}([G.R^{\exists\text{acq}}]; G.\text{rmw})\} \\
 &\quad \cup \{n - 0.1 \mid n \in (G.W^{\exists\text{rel}} \setminus \text{dom}(G.\text{rmw})) \cup \\
 &\quad \text{dom}(G.\text{rmw}; [G.W^{\exists\text{rel}}])\}\} \\
 G_p.\text{lab} &= \{e \mapsto (|G.\text{lab}(e)|) \mid e \in G.E\} \cup \\
 &\quad \{n + 0.1 \mapsto F^{\text{isync}} \mid n + 0.1 \in G_p.E \wedge n \in \mathbb{N} \wedge \\
 &\quad \quad n \in G.R^{\text{acq}} \cup \text{codom}([G.R^{\text{acq}}]; G.\text{rmw})\} \cup \\
 &\quad \{n + 0.1 \mapsto F^{\text{sync}} \mid n + 0.1 \in G_p.E \wedge n \in \mathbb{N} \wedge \\
 &\quad \quad n \in G.E^{\text{sc}} \cup \text{codom}([G.R^{\text{sc}}]; G.\text{rmw})\} \cup \\
 &\quad \{n - 0.1 \mapsto F^{\text{lwsync}} \mid n - 0.1 \in G_p.E \wedge n \in \mathbb{N}^+\}
 \end{aligned}$$

Second, $[G.R^{\exists\text{acq}}]; G.\text{po}$ has to be included in $G_p.\text{rmw} \cup G_p.\text{ctrl} \cup G_p.\text{po}; [G_p.F^{\text{lwsync}}]; G_p.\text{po}^?$, not just in $G_p.\text{rmw} \cup G_p.\text{ctrl}$, to allow for elimination of the aforementioned SC read compilation redundancy.

The next theorem ensures IMM_{SC}-consistency if the corresponding POWER execution graph is POWER-consistent.

► **Theorem 20.** *Let G be an IMM execution graph with whole identifiers ($G.E \subseteq \mathbb{N}$), and let G_p be a POWER execution graph that corresponds to G . Then, POWER-consistency of G_p implies IMM_{SC}-consistency of G .*

Outline. We construct an IMM execution graph G' by inserting SC fences before SC accesses in G . We also construct G_{NoSC} from G' by replacing SC write and read accesses of G' with release write and acquire read ones respectively. Obviously, IMM_{SC}-consistency of G follows from IMM_{SC}-consistency of G' , which, in turn, follows from IMM-consistency of G_{NoSC} by Theorem 12. We construct an IMM execution graph G'' from G_{NoSC} by inserting release fences before release writes, and then an IMM execution graph G_{NoRel} from G'' by weakening the access modes of release write events to a relaxed mode. As on a previous proof step, IMM-consistency of G_{NoSC} follows from IMM-consistency of G'' , which in turn follows from IMM-consistency of G_{NoRel} by [20, Theorem 4.1].

Thus to prove the theorem we need to show that G_{NoRel} is IMM-consistent. Note that G_p —the POWER execution graph corresponding to G —also corresponds to G_{NoRel} by construction of G_{NoRel} . That is, IMM-consistency of G_{NoRel} follows from POWER-consistency of G_p by [20, Theorem 4.3] since G_{NoRel} does not contain SC read and write access events as well as release write access events. ◀