

Is there really a Hubble tension?

Mohamed Rameez

Tata Institute of Fundamental Research, Homi Bhabha Road, Mumbai 400005, India

E-mail: mohamed.rameez@tifr.res.in

Subir Sarkar

Department of Physics, University of Oxford, Parks Road, Oxford OX1 3PU, UK

E-mail: subir.sarkar@physics.ox.ac.uk

June 2021

Abstract. The heliocentric redshifts (z_{hel}) reported for 150 Type Ia supernovae in the Pantheon compilation are significantly discrepant from their corresponding values in the JLA compilation. Both catalogues include corrections to the redshifts and magnitudes of the supernovae to account for the motion of the heliocentric frame relative to the ‘CMB rest frame’, as well as corrections for the directionally coherent bulk motion of local galaxies with respect to this frame. The latter is done employing modelling of peculiar velocities which assume the Λ CDM cosmological model but nevertheless provide evidence for residual bulk flows which are discordant with this model (implying that the observed Universe is in fact anisotropic). Until recently such peculiar velocity corrections in the Pantheon catalogue were made at redshifts exceeding 0.2 although there is no data on which to base such corrections. We study the impact of these vexed issues on the 4.4σ discrepancy between the Hubble constant of $H_0 = 67.4 \pm 0.5 \text{ km s}^{-1}\text{Mpc}^{-1}$ inferred from observations of CMB anisotropies by Planck assuming Λ CDM, and the measurement of $H_0 = 73.5 \pm 1.4 \text{ km s}^{-1}\text{Mpc}^{-1}$ by the SH0ES project which extended the local distance ladder using Type Ia supernovae. Using the same methodology as the latter study we find that for supernovae whose redshifts are discrepant between Pantheon and JLA with $\Delta z_{\text{hel}} > 0.0025$, the Pantheon redshifts favour $H_0 \simeq 72 \text{ km s}^{-1}\text{Mpc}^{-1}$, while the JLA redshifts favour $H_0 \simeq 68 \text{ km s}^{-1}\text{Mpc}^{-1}$. Thus the discrepancies between SNe Ia datasets are sufficient to undermine the claimed ‘Hubble tension’. We further note the systematic variation of H_0 by $\sim 6\text{--}9 \text{ km s}^{-1}\text{Mpc}^{-1}$ across the sky seen in multiple datasets, implying that it cannot be measured locally to better than $\sim 10\%$ in a model-independent manner.

Keywords: Cosmology, Hubble constant, Type Ia supernovae

Submitted to: *CQG*

1. Introduction

The intrinsic magnitudes of nearby Type Ia supernovae (SNe Ia) to which distances are known independently are characterised by a large scatter. However by exploiting the empirical (wavelength-dependent) correlation between the intrinsic supernova magnitude and the timescale of the luminosity decline [35], this scatter can be reduced to ~ 0.1 - 0.2 mag, making them ‘standardisable candles’.[‡] Recently, the magnitude-redshift relation of SNe Ia in the nearby ($z < 0.15$) Universe has been leveraged with the local Cepheid-calibrated distance ladder to measure the Hubble constant to increasingly high precision [37] in what is claimed to be a model-*independent* manner. The single largest source of uncertainty in determining H_0 is now said to be the mean luminosity of the SNe Ia calibrators [38].

Such measurements have been used to argue [38] that there is a 4.4σ ‘Hubble tension’ between H_0 in the late Universe and its value inferred from the Cosmic Microwave Background (CMB) assuming the standard flat Λ CDM cosmological model [1]. This is said to be robust with respect to choices of independent calibrators [39] so has stimulated an avalanche of explanations, many involving speculative new physics.

Today, publicly available SNe Ia data such as the SDSS-II/SNLS3 Joint Lightcurve Analysis (JLA) [4] as well as the subsequent Pantheon [40] compilations come with observables already “corrected” to account for the effects of peculiar velocities in the local Universe. However, as we describe in Section 2, apart from modifying the magnitudes (redshifts) of low redshift SNe Ia by up to 0.2 mag ($\sim 20\%$), these corrections appear to be arbitrary, error-prone and discontinuous within the data, while the datasets are discrepant with respect to each other in key observables. In Section 3 we show that these discrepancies in heliocentric redshifts between JLA and Pantheon are on their own large enough that a significant ‘Hubble tension’ cannot be claimed between the late and early Universe determinations of H_0 . We conclude (Section 4) with a discussion of the model dependence of these corrections.

2. Data quality issues

For 58 SNe Ia from SDSS-II [28] that are in common between the JLA and the Pantheon catalogues, the quoted heliocentric redshifts *differ* by between 5 to 137 times the quoted uncertainty in the redshift measurement. Their data is given in Table 1, while their distribution on the sky is shown in Figure 1. Many more SNe Ia in common between the catalogues have smaller shifts in their z_{hel} values. The uncertainty on the spectroscopic redshift measurement of the host galaxy is quoted as 0.0001–0.0002 in SDSS DR4, and 0.0005 for redshifts which were measured by the authors themselves [28]. Note that the the $\sigma_{z_{\text{spec}}}$ arising from peculiar velocities mentioned in Ref.[28] is not a measurement uncertainty but rather the expected dispersion with respect to theoretical predictions.

[‡] This too has however been questioned by the recent evidence for luminosity evolution of a sub-class of SNe Ia with redshift [26].

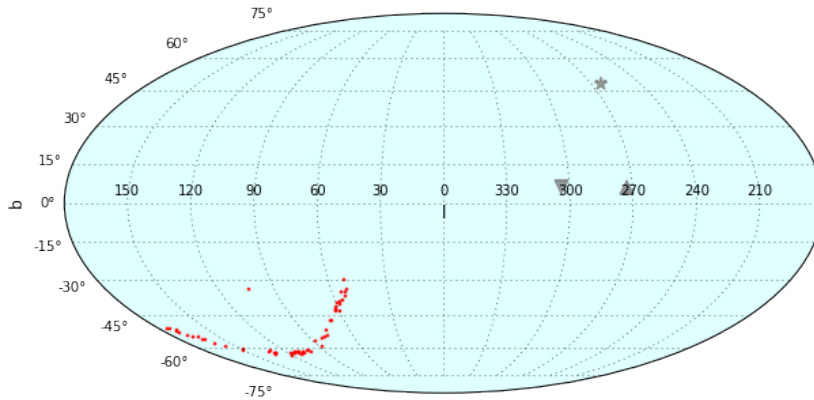


Figure 1. The directions of the 58 SNe Ia in Table 1 in Galactic coordinates. The directions of the CMB dipole (star), the SMAC bulk flow [24] (triangle), and the 2M++ bulk flow [7] (inverted triangle) are also shown. Note that these SNe Ia with discrepant redshifts (all from SDSS-II) are in the hemisphere *opposite* to the CMB dipole and bulk flow directions.

The quoted redshifts cannot have changed unless if they have been remeasured, a process that has not been documented in Ref.[40]. In fact the JLA z_{hel} values are in exact agreement with other public sources such as VizieR, whereas the Pantheon z_{hel} values are not independently verifiable. While some of these discrepancies may be due to the slight difference between the redshift of the supernova and of its host galaxy [45], no such distinction is made in the disseminated datasets and the covariances provided with the data are certainly not large enough to account for the shifts.

It has been noted that the magnitudes of these SNe Ia are also inconsistent between the two catalogues.§ These shifts seem to have been introduced on 27 November 2018 when new files were uploaded to purportedly rectify previously reported errors in the peculiar velocity corrections.|| Such inconsistencies in publicly available SNe Ia data have also been noted earlier with respect to the choice of light curve fitter [2].

The supernova catalogues also provide z_{cmb} , the boosted redshift in the ‘CMB rest frame’ in which the CMB is supposed to look isotropic, assuming that its dipole asymmetry is entirely due to our motion with respect to this frame, and further corrected using a model of the local peculiar (non-Hubble) velocity field to account for the motion of the SNe Ia with respect to this frame.¶ The inconsistencies in the peculiar velocity corrections made in the JLA catalogue have been discussed elsewhere [11], in particular that while relying on the flow model [24], the corrections applied extend well beyond the extent of the survey ($z \sim 0.04$) on which this model is based, and moreover abruptly fall to zero at $z \sim 0.06$, even though the same model [24] reports a residual bulk velocity of $687 \pm 203 \text{ km s}^{-1}$ beyond $z \sim 0.04$ — which is over 4 times larger than the uncorrelated

§ <https://github.com/dscolnic/Pantheon/issues/5>

|| <https://github.com/dscolnic/Pantheon/issues/2>

¶ Note that the sortable table at https://archive.stsci.edu/prepds/ps1cosmo/scolnic_datatable.html reports the *same* values for both z_{CMB} and z_{hel} .

Table 1. Discrepant redshifts in JLA and Pantheon: While the names of the 58 SNe Ia listed below (from SDSS-II) differ by survey-specific prefixes, the fact that they are the same can be verified from their Right Ascension and Declination. The JLA and Pantheon redshifts are taken from, respectively, https://github.com/cmbant/CosmoMC/blob/master/data/jla_lparams.txt and from https://github.com/dscolnic/Pantheon/blob/master/lcparam_full_long_zhel.txt. The significance of the shifts are calculated assuming the host galaxy redshift measurement uncertainty of $\sigma_z = 0.0005$ — however for 34 of these the uncertainty may be 10 times larger ($\sigma_z = 0.005$), being derived from the spectroscopic features of the SNe Ia [28].

Name in JLA	$z_{\text{hel JLA}}$	Name in Pantheon	$z_{\text{hel Pantheon}}$	z_{diff}	Shift
SDSS12881	0.233	12881	0.237838	0.004838	9.68 σ
SDSS12927	0.175	12927	0.189638	0.014638	29.28 σ
SDSS13044	0.121	13044	0.125735	0.004735	9.47 σ
SDSS13136	0.366	13136	0.371627	0.005627	11.25 σ
SDSS13152	0.207	13152	0.203311	0.003689	7.38 σ
SDSS13305	0.201	13305	0.214557	0.013557	27.11 σ
SDSS13727	0.221	13727	0.226402	0.005402	10.80 σ
SDSS13796	0.145	13796	0.148518	0.003518	7.04 σ
SDSS14261	0.281	14261	0.285517	0.004517	9.03 σ
SDSS14331	0.214	14331	0.220905	0.006905	13.81 σ
SDSS14397	0.371	14397	0.386084	0.015084	30.17 σ
SDSS14437	0.144	14437	0.149098	0.005098	10.20 σ
SDSS14481	0.255	14481	0.243249	0.011751	23.50 σ
SDSS15057	0.299	15057	0.246586	0.052414	104.83 σ
SDSS15203	0.216	15203	0.204218	0.011782	23.56 σ
SDSS15287	0.274	15287	0.237419	0.036581	73.16 σ
SDSS15301	0.248	15301	0.17963	0.06837	136.74 σ
SDSS15365	0.178	15365	0.187733	0.009733	19.47 σ
SDSS15383	0.312	15383	0.315791	0.003791	7.58 σ
SDSS15440	0.253	15440	0.262051	0.009051	18.10 σ
SDSS15461	0.18	15461	0.185954	0.005954	11.91 σ
SDSS15704	0.365	15704	0.370275	0.005275	10.55 σ
SDSS15868	0.242	15868	0.250516	0.008516	17.03 σ
SDSS15872	0.203	15872	0.20629	0.00329	6.58 σ
SDSS15897	0.17	15897	0.174692	0.004692	9.38 σ
SDSS15901	0.199	15901	0.204563	0.005563	11.13 σ
SDSS16072	0.277	16072	0.285523	0.008523	17.05 σ
SDSS16073	0.146	16073	0.154541	0.008541	17.08 σ
SDSS16116	0.15	16116	0.156305	0.006305	12.61 σ
SDSS16185	0.097	16185	0.101255	0.004255	8.51 σ
SDSS16206	0.152	16206	0.15954	0.00754	15.08 σ
SDSS16232	0.367	16232	0.37532	0.00832	16.64 σ
SDSS17220	0.172	17220	0.178821	0.006821	13.64 σ
SDSS17552	0.25	17552	0.253014	0.003014	6.03 σ
SDSS17809	0.282	17809	0.288624	0.006624	13.25 σ
SDSS18325	0.255	18325	0.258369	0.003369	6.74 σ
SDSS18602	0.135	18602	0.138175	0.003175	6.35 σ
SDSS18617	0.322	18617	0.326919	0.004919	9.84 σ
SDSS18721	0.393	18721	0.402456	0.009456	18.91 σ
SDSS18740	0.157	18740	0.154249	0.002751	5.50 σ
SDSS18787	0.193	18787	0.190054	0.002946	5.89 σ
SDSS18804	0.192	18804	0.198237	0.006237	12.47 σ
SDSS18940	0.22	18940	0.212127	0.007873	15.75 σ
SDSS19002	0.268	19002	0.27081	0.00281	5.62 σ
SDSS19027	0.295	19027	0.2923	0.0027	5.4 σ
SDSS19341	0.228	19341	0.236507	0.008507	17.01 σ
SDSS19632	0.308	19632	0.314512	0.006512	13.02 σ
SDSS19818	0.293	19818	0.304775	0.011775	23.55 σ
SDSS19953	0.119	19953	0.123087	0.004087	8.17 σ
SDSS19990	0.246	19990	0.24967	0.00367	7.34 σ
SDSS20040	0.285	20040	0.287713	0.002713	5.43 σ
SDSS20048	0.182	20048	0.185096	0.003096	6.19 σ
SDSS20084	0.131	20084	0.139557	0.008557	17.11 σ
SDSS20227	0.284	20227	0.276958	0.007042	14.08 σ
SDSS20364	0.215	20364	0.218249	0.003249	6.50 σ
SDSS21062	0.147	21062	0.13848	0.00852	17.04 σ
sn1997dg	0.0308	1997dg	0.03396	0.00316	6.32 σ
sn2006oa	0.06255	2006oa	0.059931	0.002619	5.238 σ

velocity dispersion of $c\sigma_z = 150 \text{ km s}^{-1}$ included in the JLA error budget for cosmological fits. (There are other inconsistencies as well, e.g. SDSS2308 has the same z_{cmb} and z_{hel} despite being at a redshift of 0.14.)

Significantly more egregious errors are seen in the first version of the Pantheon compilation on Github [41] wherein peculiar velocity corrections were used to modify the redshifts of SNe Ia all the way up to $z \gtrsim 0.2$ although no survey has yet gone to such depths so the information required to make such corrections is simply not available. An illustrative example is SN2246, with $z_{\text{cmb}} = 0.19422$ which has been corrected by a peculiar velocity of 444.3 km s^{-1} . This object is 117° away from the CMB dipole, and 115° away from the direction of the external bulk flow reported by Ref.[7].

This issue is now said [41] to have been fixed by not making *any* peculiar velocity corrections for $z > 0.08$ in Pantheon. However the impact of this major change on the determination of H_0 or other cosmological parameters [40] has not been documented. In Ref.[37] the sample of SNe Ia is limited to $0.023 < z < 0.15$ in order not to be affected by the coherent flow in the local volume, but these authors too account for such flows using the same model [7].

Peculiar velocities affect the distance modulus by $(5/\log 10)(v/cz)$ mag. Thus the peculiar velocity corrections shift the distance moduli of SNe Ia at redshifts smaller than the extent of the flow model by between 0.03 and 0.4 mag. Neither of the models used for correcting the supernova observables in JLA or Pantheon — respectively Ref.[24] and Ref.[7] — report convergence between the correlated flow and the ‘CMB rest frame’. Instead Ref.[7] provides definitive ($>5\sigma$) evidence for a residual bulk flow of $V_{\text{ext}} = 159 \pm 23 \text{ km s}^{-1}$ originating from sources beyond the extent ($z = 0.067$) of the model. This means that by choosing to make corrections up to the extent of the flow model and leaving the rest uncorrected, abrupt and arbitrary discontinuities of ~ 0.07 (~ 0.03) mag are introduced in the distance moduli of JLA (Pantheon) supernovae at these threshold redshifts. These discontinuities which introduce bias, are handled by adding just a variance term in the error budgets of the SNe Ia catalogues. We wish to draw attention to the following problematic issues in this regard:

- The modified data now encode a picture of the Universe in which a sphere of radius 170, 285 or 340 Mpc (depending upon whether the flow model is taken to extend to $z = 0.04, 0.067$ or 0.08) is smashing into the rest of the Universe — which is arbitrarily treated as at rest.
- Out of the 740 (1048) SNe Ia that make up JLA (Pantheon) catalogue, 632 (890) (including all the objects in Table 1) are in the direction *opposite* to bulk flow reported in Ref.[24] and Ref.[7].
- Corrections for peculiar velocities were introduced in supernova cosmology in 2011 [12] after low-to-intermediate redshift supernovae were first observed [28]. These are *all* in the hemisphere opposite to the CMB dipole (see Figure 1). It is this set of SDSS-II SNe Ia, which crucially fill in the ‘redshift desert’ between low and high redshift objects, that are now alarmingly discrepant between JLA and Pantheon.

3. The impact on the ‘Hubble tension’

Errors in redshift measurements as small as $\Delta z \sim 0.0001$ can have significant impact on the value of inferred cosmological parameters such as H_0 [14]. Since some of the shifts in z_{hel} reported in Table 1 are as high as 0.1, we study the impact of these shifts on the measured value of the Hubble constant. Following ref. [37], the distance modulus is

$$\mu = 25 + 5\log_{10}(D/\text{Mpc}), \quad (1)$$

where D is the luminosity distance in Mpc, given in the cosmographic Taylor expansion (which is accurate to better than 7% for $z < 1.3$ [11] as in the JLA catalogue) by:

$$D(z) = \frac{cz}{H_0} \left[1 + \frac{1}{2}(1 - q_0)z - \frac{1}{6}(1 - q_0 - 3q_0^2 + j_0 - \Omega_k)z^2 + \dots \right]. \quad (2)$$

For each SNe Ia, the observational distance modulus is constructed as the difference in magnitudes of an apparent and absolute flux, $\mu^{\text{obs}} = m - M$, where m is corrected for the specific light curve shape and colour by adding to it: $\alpha x_1 - \beta c$. Here α and β are parameters assumed to be constants for all SNe Ia, while x_1 , c and m are provided separately for each SNe Ia from the SALT2 template fit [4]. We then employ the standard ‘ χ^2 statistic’

$$\chi^2 = \sum_i \frac{(\mu_i - \mu_i^{\text{obs}})^2}{(\sigma_{\mu_i})^2 + (\sigma_{\mu}^{\text{int}})^2}. \quad (3)$$

Here σ_{μ_i} is the uncertainty for the i^{th} SNe Ia provided with the catalogue, while $\sigma_{\mu}^{\text{int}}$ is the (unknown) intrinsic scatter.

Following ref.[37], we set the deceleration parameter $q_0 = -0.55$, the jerk parameter $j_0 = 1$ and the curvature parameter $\Omega_k = 0$ in the scans. While precise measurements of H_0 require the calibration of the absolute supernova luminosity M using a local distance ladder, we fix M to -19.10 [37] with the specific aim of studying the impact of redshift errors on H_0 since none of the 19 SNe Ia with Cepheid calibrations for the host galaxies reported in Ref.[37] are included in either the JLA or Pantheon compilations. This choice affects only the absolute value of H_0 , and not the relative shift introduced by the choice of redshift. We use the Emcee code [19] to perform a Markov Chain Monte Carlo scan in likelihood over the parameter space of H_0, α, β and σ_{int} (the intrinsic dispersion), all with flat priors. The observed shift in H_0 is found to be robust with respect to alternative parametrisations of the likelihood which are provided in a Jupyter notebook [36]. Out of the 58 SNe Ia listed in Table 1, 45 have $z_{\text{Pantheon}} - z_{\text{JLA}} > 0.0025$, while 13 have $z_{\text{Pantheon}} - z_{\text{JLA}} < -0.0025$. Figure 2 (top panel) shows that for supernovae with $\Delta z > 0.0025$, the Pantheon redshifts favour $H_0 \sim 72 \text{ km s}^{-1}\text{Mpc}^{-1}$, while the JLA redshifts favour $H_0 \sim 68 \text{ km s}^{-1}\text{Mpc}^{-1}$. If we change the criterion to an absolute difference $|\Delta z| > 0.0025$, Figure 2 (bottom panel) shows that the Pantheon redshifts now favour $H_0 \sim 71 \text{ km s}^{-1}\text{Mpc}^{-1}$, while the JLA redshifts favour $H_0 \sim 69 \text{ km s}^{-1}\text{Mpc}^{-1}$. If all 117 SNe in JLA with $0.023 < z_{\text{CMB}} < 0.15$, which are also in Pantheon, are used in the scans, as shown in Figure 3 (left panel), the redshift discrepancies average out to

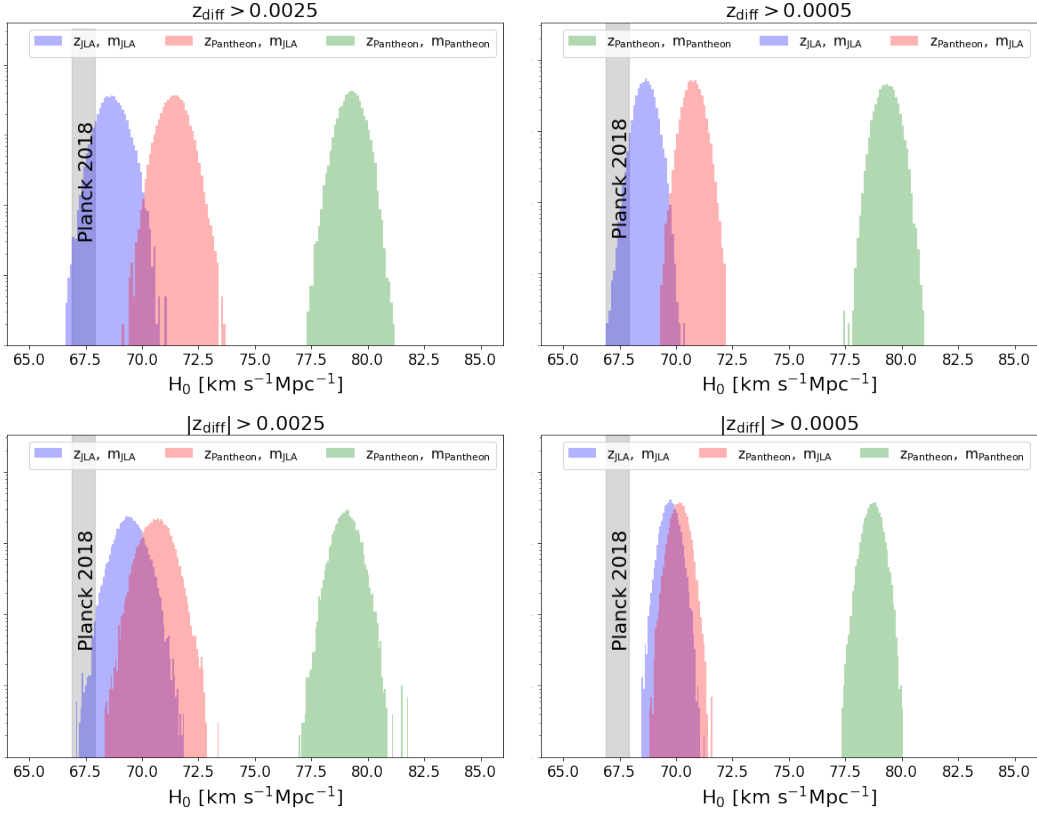


Figure 2. Top left: Posteriors on H_0 from the SDSS-II SNe Ia in JLA which have $z_{\text{Pantheon}} - z_{\text{JLA}} > 0.0025$, using JLA redshifts (blue) and Pantheon redshifts (pink). Since the Pantheon magnitudes are also discrepant from JLA [41], the posterior using both Pantheon redshifts and magnitudes are also shown (in green). The vertical grey band shows the CMB determination [1]. Top right: The same with $z_{\text{Pantheon}} - z_{\text{JLA}} > 0.0005$. The bottom panel shows the same but for $|z_{\text{JLA}} - z_{\text{Pantheon}}| > 0.0025$ (left) and $|z_{\text{JLA}} - z_{\text{Pantheon}}| > 0.0005$ (right), thus illustrating that the discrepancy persists regardless of whether the quoted JLA or Pantheon redshift is larger.

give consistent values of H_0 as long as the JLA magnitudes are employed — nevertheless the magnitude discrepancies between the two catalogues are large enough to shift H_0 by 10% or more. Indeed Figure 3 (right panel) shows that the 178 JLA SNe Ia in the relevant redshift range indicate a low H_0 compared to the 237 SNe in the Pantheon compilation in the same redshift range. The magnitudes of the SNe in both JLA [4] and Pantheon [40] were also corrected for bias assuming the Λ CDM model. The JLA catalogue provides sufficient detail to enable these corrections to be *reversed*. For the 117 SNe in JLA with $0.023 < z_{\text{CMB}} < 0.15$, which are also in Pantheon, the impact of these corrections on the inferred value of H_0 is $< 2\%$ as shown in Figure 3 (left panel).

Ref.[38] finds $H_0 = 74.03 \pm 1.42 \text{ km s}^{-1} \text{ Mpc}^{-1}$ and emphasises the difference from $H_0 \sim 67.4 \pm 0.5 \text{ km s}^{-1} \text{ Mpc}^{-1}$ inferred from Planck data on CMB anisotropies assuming flat Λ CDM [1]. However this ignores the various inconsistencies we have pointed out above, so it cannot be claimed [37, 38] that this ‘Hubble tension’ is significant.

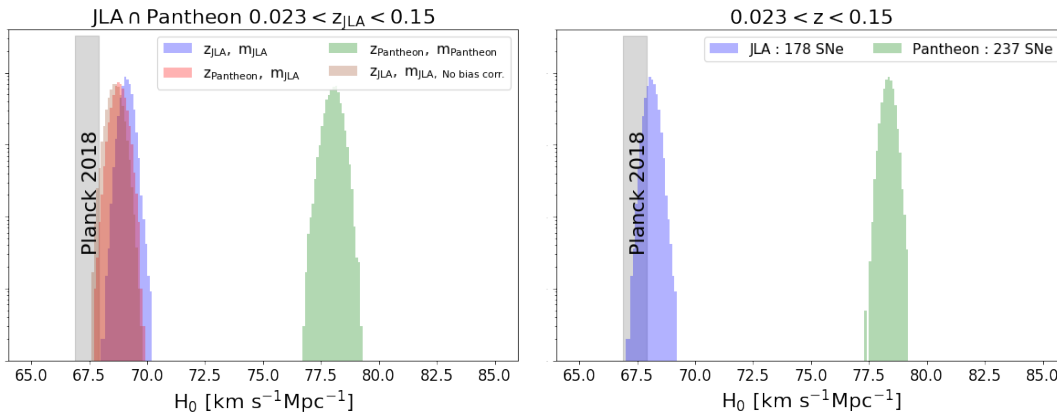


Figure 3. Left: Posteriors on H_0 from the 117 SNe Ia in JLA with $0.023 < z_{\text{CMB}} < 0.15$ which are also included in Pantheon, using JLA redshifts (blue) and Pantheon redshifts (pink). Removing the magnitude bias corrections in JLA makes $< 2\%$ difference (ochre). The posterior using both Pantheon redshifts and magnitudes are also shown (in green). The vertical grey band shows the CMB determination [1]. Right: The same for the 178 SNe in JLA and 237 SNe in Pantheon in the same redshift range, using redshifts and magnitudes from the corresponding catalogues.

4. Discussion

In general relativity, metric expansion in the late-time Universe is an average effect, arising from the coarse-graining of physics at smaller scales [6]. This differs from the metric expansion in the FLRW solution to the field equations, wherein due to the isotropy and homogeneity *imposed* on the stress-energy tensor, all clocks remain synchronised and space expands isotropically and homogeneously, described by a single scale factor. However the observed inhomogeneous Universe can only be approximately described by a FLRW metric. Fitting a Hubble diagram of observables *not* corrected for peculiar velocities, as was done in supernova cosmology analyses until 2011, and employing peculiar velocity corrections after transforming to the CMB frame, as was done subsequently [12], simply amounts to different choices of corresponding 2-spheres within the ‘null fitting’ procedure described in Ref.[18]. Whether the dynamical evolution of the representative FLRW model can be precisely related to the average evolution of the inhomogeneous Universe is contingent on the resolution of a number of open questions [8].

Motivated by such considerations it has been argued that peculiar velocities should rather be thought of as variations in the expansion rate of the Universe [30](see also Refs.[46, 48]). Assuming the CMB dipole arises due to our motion with respect to a frame in which the Universe is isotropic, all matter in the local Universe seems to be flowing in a similar direction [7], however convergence of this flow to the hypothetical CMB rest frame has not been found [10]. This adds additional credence to the possibility that the CMB dipole is not purely kinematic [42, 43]. The Universe we observe appears to be anisotropic, and lacking an observationally consistent standard of rest.

A statistically significant variation of $\sim 9 \text{ km s}^{-1} \text{ Mpc}^{-1}$ across the sky was found in the Hubble constant measured in the Hubble Key Project [30]. Recently a similar anisotropy has been seen using ROSAT and Chandra data on X-ray clusters [31, 32]. Such a systematic variation of H_0 across the sky is as expected according to a cosmographic Taylor series expansion of the luminosity distance for a universe *without* exact symmetries [23]. This study finds that the monopole of the generalised Hubble parameter $\Theta/3$ is modified by a quadrupolar contribution (90° separation between poles) $e^\mu e^\nu \sigma_{\mu\nu}$ from the shear tensor of the observer congruence $\sigma_{\mu\nu}$ describing the anisotropic expansion of space [23]. It appears therefore that H_0 cannot be measured in a *model-independent* manner in the locally inhomogeneous and anisotropic universe to a precision better than $\sim 10\%$.

To gain apparently better precision, Ref.[38] follows Ref.[37] who employed peculiar velocity corrections based on the flow model [7], presumably as was also done for Pantheon [40]. However Ref.[7] infers the velocity field from the density field using linear perturbation theory around an *assumed* FLRW background. These measurements cannot thus be said to be model-independent. Data thus ‘corrected’ have then been used to insist that the Hubble expansion is indeed isotropic [44] and also to argue that local structure has no impact on the measurement of the Hubble constant [27].

While other astronomical probes e.g. strong gravitational lensing are said to provide independent evidence for the ‘Hubble tension’, there appears to be a similar directional dependence to the $\sim 15\%$ relative variation in the value of H_0 derived from the six lenses [47]. However systematic uncertainties in these measurements may have been underestimated [16, 5].

Within the concordance Λ CDM model, the effect of inhomogeneities is studied by linearising the field equations around a maximally symmetric solution (see ref. [9]). Further making restricted ‘gauge’ choices [3] motivated by the idea that the Universe began with only scalar density perturbations left over from inflation, the usual perturbed FLRW framework is arrived at. However, as emphasized in Ref.[3] this eliminates *known* physical phenomena, and solutions to the linearized field equations can only be linearisations of the solutions to the fully nonlinear equations [33, 15]. From a general relativity perspective there is in fact locally inhomogeneous expansion *beyond* that expected in linear perturbation theory around a maximally symmetric background [21]. Studies of the impact of peculiar velocities [25, 13, 34] using Newtonian N-body simulations cannot capture such physics. A recent numerical relativity simulation [29] suggests significantly larger deviations from an isotropic Hubble law in the late Universe.

It has been argued that systematic calibration offsets within the distance ladder can account for the ‘Hubble tension’ [17, 22]. In fact the discrepancy we have established between the determinations of H_0 using the JLA and Pantheon catalogues corresponds precisely to the “systematic bias of 0.1–0.15 mag in the intercept of the Cepheid period-luminosity relations of SH0ES galaxies” [17]. Indeed independent calibrations of SNe Ia [20] prefer lower values of H_0 which are consistent with the early Universe. We emphasise that any measurement with a claimed uncertainty smaller than that

of Ref.[30] must be scrutinised for its understanding of, and correction for, peculiar velocities. It is clear that the corrections that have been applied so far are rather arbitrary. The fact that even the observed (uncorrected) heliocentric redshifts undergo unexplained changes from one catalogue (JLA) to another (Pantheon) thus inducing significant variations in the inferred value of H_0 , undermines the “precision cosmology” programme. This calls for the *blinded* testing of the isotropy of the Hubble diagram with forthcoming data from e.g. the Legacy Survey of Space and Time (LSST) to be conducted at the Vera C. Rubin Observatory (<https://www.lsst.org/>).

Acknowledgements

We thank the anonymous referees for helpful comments and suggestions which have led to improvement of our paper.

References

- [1] Aghanim N, Akrami Y, Ashdown M, et al. 2020 Planck 2018 results. VI. Cosmological parameters *Astron. Astrophys.* **641** A6 [arXiv:1807.06209 [astro-ph.CO]]
- [2] Bengochea G R 2011 Supernova light-curve fitters and dark energy *Phys. Lett. B* **696** 5 [arXiv:1010.4014 [astro-ph.CO]]
- [3] Bertschinger E 1995 Cosmological dynamics: Course 1 [arXiv:astro-ph/9503125 [astro-ph]]
- [4] Betoule M, Kessler R, Guy J. et al. 2014 Improved cosmological constraints from a joint analysis of the SDSS-II and SNLS supernova samples *Astron. Astrophys.* **568** A22 [arXiv:1401.4064 [astro-ph.CO]]
- [5] Birrer S, Shajib A J, Galan A et al. 2020 TDCOSMO - IV. Hierarchical time-delay cosmography – joint inference of the Hubble constant and galaxy density profiles *Astron. Astrophys.* **643** A165 [arXiv:2007.02941 [astro-ph.CO]]
- [6] Buchert T, Carfora, M, Ellis, G F R et al. 2015 Is there proof that backreaction of inhomogeneities is irrelevant in cosmology? *Class. Quant. Grav.* **32** 215021 [arXiv:1505.07800 [gr-qc]]
- [7] Carrick J, Turnbull S J, Lavaux G. & Hudson M. J. 2015 Cosmological parameters from the comparison of peculiar velocities with predictions from the 2M++ density field *Mon. Not. Roy. Astron. Soc.* **450** 317 [arXiv:1504.04627 [astro-ph.CO]]
- [8] Clarkson C, Ellis G F R, Larena J & Umeh O 2011, Does the growth of structure affect our dynamical models of the universe? The averaging, backreaction and fitting problems in cosmology *Rept. Prog. Phys.* **74** 112901 [arXiv:1109.2314 [astro-ph.CO]]
- [9] Clarkson C & Umeh O 2011 Is backreaction really small within concordance cosmology? *Class. Quant. Grav.* **28** 164010 [arXiv:1105.1886 [astro-ph.CO]]
- [10] Colin J, Mohayaee R, Rameez M and Sarkar S 2017 High redshift radio galaxies and divergence from the CMB dipole, *Mon. Not. Roy. Astron. Soc.* **471** 1045 [arXiv:1703.09376 [astro-ph.CO]]
- [11] Colin J, Mohayaee R, Rameez M & Sarkar S 2019 Evidence for anisotropy of cosmic acceleration *Astron. Astrophys.* **631** L13 [arXiv:1808.04597 [astro-ph.CO]]
- [12] Conley A, Guy J, Sullivan M et al. 2011 Supernova constraints and systematic uncertainties from the first 3 years of the Supernova Legacy Survey, *Astrophys. J. Suppl.* **192** 1 [arXiv:1104.1443 [astro-ph.CO]]
- [13] Davis T M, Hui L, Frieman J A et al. 2011 The effect of peculiar velocities on supernova cosmology *Astrophys. J.* **741**, 67 [arXiv:1012.2912 [astro-ph.CO]]
- [14] Davis T M, Hinton S R, Howlett C & Calcino J 2019 Can redshift errors bias measurements of the Hubble constant? *Mon. Not. Roy. Astron. Soc.* **490**, 2948 [arXiv:1907.12639 [astro-ph.CO]]

- [15] D'Eath P D 1976 On the existence of perturbed Robertson-Walker universes *Annals Phys.* **98** 237
- [16] Denzel P, Coles J P, Saha P and Williams L L R 2007 The Hubble constant from eight time-delay galaxy lenses *Mon. Not. Roy. Astron. Soc.* **501** 784 [arXiv:2007.14398 [astro-ph.CO]]
- [17] Efstathiou G 2020 A Lockdown perspective on the Hubble tension (with comments from the SH0ES team) [arXiv:2007.10716 [astro-ph.CO]]
- [18] Ellis G F R & Stoeger W 1987, The 'fitting problem' in cosmology *Class. Quant. Grav.* **4** 1697
- [19] Foreman-Mackey D, Hogg D W, Lang D, & Goodman J 2013 emcee: The MCMC Hammer *Pub. Astron. Soc. Pac.* **125** 306 [arXiv:1202.3665 [astro-ph.IM]]
- [20] Freedman W L, Madore B F, Hatt D et al. 2019 The Carnegie-Chicago Hubble Program. VIII. An Independent Determination of the Hubble Constant Based on the Tip of the Red Giant Branch *Astrophys. J.* **882** 34 [arXiv:1907.05922 [astro-ph.CO]]
- [21] Giblin J T, Mertens J B & Starkman G D 2016 Departures from the Friedmann-Lemaitre-Robertson-Walker cosmological model in an inhomogeneous universe: A numerical examination *Phys. Rev. Lett.* **116** 251301 [arXiv:1511.01105 [gr-qc]]
- [22] Hamuy M, Cartier R, Contreras C & Suntzeff N B 2020 The value of the Hubble-Lemaitre constant queried by Type Ia Supernovae: A journey from the Calan-Tololo Project to the Carnegie Supernova Program *Mon. Not. Roy. Astron. Soc.* **500** 1095 [arXiv:2009.10279 [astro-ph.CO]]
- [23] Heinesen A, 2021 Multipole decomposition of the general luminosity distance 'Hubble law' – a new framework for observational cosmology [arXiv:2010.06534 [astro-ph.CO]]
- [24] Hudson M J, Smith R J, Lucey R J & Branchini E. 2004, Streaming motions of galaxy clusters within 12000 km/s. 5. The peculiar velocity field *Mon. Not. Roy. Astron. Soc.* **352** 61 [astro-ph/0404386]
- [25] Huterer D 2020 Specific effect of peculiar velocities on dark-energy constraints from Type Ia supernovae *Astrophys. J. Lett.* **904** L28 [arXiv:2010.05765 [astro-ph.CO]]
- [26] Kang Y, Lee Y W, Kim Y L, Chung C & Ree C H 2019, Early-type host galaxies of Type Ia supernovae. II. Evidence for luminosity evolution in supernova cosmology *Astrophys. J.* **889** 8 [arXiv:1912.04903 [astro-ph.GA]]
- [27] Kenworthy W D, Scolnic D and Riess A 2019 The Local perspective on the Hubble tension: Local structure does not impact measurement of the Hubble constant *Astrophys. J.* **875** 145 [arXiv:1901.08681 [astro-ph.CO]]
- [28] Kessler, R, Becker, A, Cinabro, D, et al. 2009, First-year Sloan Digital Sky Survey-II (SDSS-II) supernova results: Hubble diagram and cosmological parameters *Astrophys. J. Suppl.* **185** 32 [arXiv:0908.4274 [astro-ph.CO]]
- [29] Macpherson H J, & Heinesen A 2021 Luminosity distance and anisotropic sky-sampling at low redshifts: a numerical relativity study [arXiv:2103.11918 [astro-ph.CO]]
- [30] McClure M L, & Dyer C C 2007, Anisotropy in the Hubble constant as observed in the HST Extragalactic Distance Scale Key Project results *New Astron.* **12** 533 [astro-ph/0703556 [ASTRO-PH]]
- [31] Migkas K, Pacaud F, Schellenberger G et al. 2021 Cosmological implications of the anisotropy of ten galaxy cluster scaling relations *Astron. Astrophys.* **649** A151 [arXiv:2103.13904 [astro-ph.CO]]
- [32] Migkas K, Schellenberger G, Reiprich T H, Pacaud F, Ramos-Ceja M E & Lovisari L 2020 Probing cosmic isotropy with a new X-ray galaxy cluster sample through the $L_X - T$ scaling relation *Astron. Astrophys.* **636** A15 [arXiv:2004.03305 [astro-ph.CO]]
- [33] Mukhanov V F, Feldman H A & Brandenberger R H 1992 Theory of cosmological perturbations. Part 1. Classical perturbations. Part 2. Quantum theory of perturbations. Part 3. Extensions *Phys. Rept.* **215** 203
- [34] Odderskov I, Koksang S M & Hannestad S 2016 The local value of H_0 in an inhomogeneous universe *J. Cosmol. Astropart. Phys.* **02** 001 [arXiv:1601.07356 [astro-ph.CO]]
- [35] Phillips M M, Lira P, Suntzeff, N B, Schommer R A, Hamuy M & Maza J 1999 The reddening-free decline rate versus luminosity relationship for Type Ia supernovae *Astron. J.* **118** 1766 [astro-ph/9907052]

- [36] Rameez M 2019 <https://github.com/rameez3333/SN1aDataandH0/blob/master/H0Measurements.ipynb>
- [37] Riess A G, Macri L M, Hoffmann S L et al. 2016 A 2.4% Determination of the Local Value of the Hubble Constant *Astrophys. J.* **826**, 56 [arXiv:1604.01424 [astro-ph.CO]]
- [38] Riess A G, Casertano S, Yuan W, Macri L M & Scolnic D 2019, Large Magellanic Cloud cepheid standards provide a 1% foundation for the determination of the Hubble constant and stronger evidence for physics beyond Λ CDM *Astrophys. J.* **876**, 85 [arXiv:1903.07603 [astro-ph.CO]]
- [39] Riess A G, Casertano S, Yuan W et al. 2021 Cosmic distances calibrated to 1% precision with Gaia EDR3 parallaxes and Hubble Space Telescope photometry of 75 Milky Way cepheids confirm tension with Λ CDM *Astrophys. J. Lett.* **908**, no.1, L6 [arXiv:2012.08534 [astro-ph.CO]]
- [40] Scolnic D M, Jones D O, Rest A et al. 2018 The complete light-curve sample of spectroscopically confirmed SNe Ia from Pan-STARRS1 and cosmological constraints from the combined Pantheon sample *Astrophys. J.* **859**, 101 [arXiv:1710.00845 [astro-ph.CO]]
- [41] Scolnic D M 2019 <https://github.com/dscolnic/Pantheon/issues>
- [42] Secret N J, von Hausegger S, Rameez M, Mohayaee R, Sarkar S & Colin J 2020 A test of the Cosmological Principle with quasars *Astrophys. J. Lett.* **908** (2021) L51 [arXiv:2009.14826 [astro-ph.CO]]
- [43] Siewert T M, Schmidt-Rubart M & Schwarz D J 2020 The Cosmic radio dipole: Estimators and frequency dependence [arXiv:2010.08366 [astro-ph.CO]]
- [44] Soltis J, Farahi A, Huterer D & Liberato C M 2019 Percent-Level test of isotropic expansion using Type Ia supernovae *Phys. Rev. Lett.* **122** 091301 [arXiv:1902.07189 [astro-ph.CO]]
- [45] Steinhardt C L, Sneppen A & Sen B 2020 Effects of Supernova Redshift Uncertainties on the Determination of Cosmological Parameters *Astrophys. J.* **902** 14 [arXiv:2005.07707 [astro-ph.CO]]
- [46] Tsagas C G and Kadiltzoglou M I 2013 Peculiar Raychaudhuri equation *Phys. Rev. D* **88** 083501 [arXiv:1306.6501 [gr-qc]]
- [47] Wong K C, Suyu S H, Chen G C F et al. 2020 H0LiCOW – XIII. A 2.4 per cent measurement of H0 from lensed quasars: 5.3σ tension between early- and late-Universe probes *Mon. Not. Roy. Astron. Soc.* **498** 1420 [arXiv:1907.04869 [astro-ph.CO]]
- [48] Wiltshire D L, Smale P R, Mattsson T & Watkins R 2012 Hubble flow variance and the cosmic rest frame *Phys. Rev. D* **88** 083529 [arXiv:1201.5371 [astro-ph.CO]]