

Is there really a Hubble tension?

MOHAMED RAMEEZ¹ AND SUBIR SARKAR²

¹*Niels Bohr Institute, University of Copenhagen, Blegdamsvej 17, 2100 Copenhagen, Denmark*

²*Rudolf Peierls Centre for Theoretical Physics, University of Oxford, Parks Road, Oxford OX1 3PU, United Kingdom*

ABSTRACT

The heliocentric redshifts (z_{hel}) of about 150 Type Ia supernovae in the Pantheon compilation are significantly discrepant from their corresponding values in the preceeding JLA compilation — with 58 having differences between 5 to 137 times the quoted measurement uncertainty. Both catalogues include corrections to the redshifts and magnitudes of the supernovae to account for the motion of the heliocentric frame relative to the ‘CMB rest frame’, as well as corrections for the directionally coherent bulk flow of local galaxies with respect to this frame. The latter is done employing modelling of peculiar velocities which assume the Λ CDM cosmological model but provide evidence for residual bulk flows which are discordant with this model. Until 27 November 2018, these peculiar velocity corrections in the Pantheon catalogue were made at redshifts exceeding 0.2 although no relevant information to make such corrections is available. We study the impact of these vexed issues on the $\sim 4\sigma$ discrepancy between the Hubble constant of $H_0 = 67.4 \pm 0.5 \text{ km s}^{-1} \text{ Mpc}^{-1}$ inferred assuming Λ CDM from CMB observations by Planck, and the measurement of e.g. $H_0 = 73.5 \pm 1.4 \text{ km s}^{-1} \text{ Mpc}^{-1}$ by the SH0ES project which extended the local distance ladder using Type Ia supernovae. Using the same methodology as the latter study we find that for supernovae whose redshifts are discrepant between Pantheon and JLA with $\Delta z_{\text{hel}} > 0.0025$, the Pantheon redshifts favour $H_0 \simeq 72 \text{ km s}^{-1} \text{ Mpc}^{-1}$, while the JLA redshifts favour $H_0 \simeq 68 \text{ km s}^{-1} \text{ Mpc}^{-1}$. Thus systematic uncertainties that apparently still plague supernova cosmology undermine the significance of the claimed ‘Hubble tension’.

Keywords: Cosmology, Hubble constant, Type Ia supernovae

1. INTRODUCTION

The intrinsic magnitudes of nearby Type Ia supernovae (SNe Ia) to which distances are known independently are characterised by a large scatter. However by exploiting the empirical (supernova colour-dependent) correlation between the intrinsic magnitude and the timescale of the luminosity decline (Phillips et al. 1999), this scatter can be reduced to $\sim 0.1 - 0.2$ mag, potentially making them ‘standardisable candles’.¹ Recently, SNe Ia observables in conjunction with the local distance ladder have been used to measure the Hubble constant to increasingly high precision (Riess et al. 2016). In fact the single largest source of uncertainty in determining H_0 is now the mean luminosity of the SNe Ia calibrators as emphasised by Riess et al. (2019). These measurements indicate that its value in the late universe is in significant tension with the value inferred from the Cosmic Microwave Background (CMB) assuming the standard flat Λ CDM cosmological model (Aghanim et al. 2018).

Today, publicly available SNe Ia data such as the SDSS-II/SNLS3 Joint Lightcurve Analysis (JLA) (Betoule et al. 2014) as well as the subsequent Pantheon (Scolnic et al. 2018) compilations come with observables already “corrected” to account for the effects of peculiar velocities in the local Universe. However, as we describe in Section 2, apart from modifying the magnitudes (redshifts) of low redshift SNe Ia by up to 0.2 mag ($\sim 20\%$), these corrections appear to be arbitrary, error-prone and discontinuous within the data, while the datasets are discrepant with respect to each other in key observables. In Section 3 we show that the discrepancies in heliocentric redshifts between JLA and Pantheon are large enough that a ‘Hubble tension’ cannot be claimed between the late and early universe determinations of H_0 .

Corresponding author: Subir Sarkar
subir.sarkar@physics.ox.ac.uk

¹ This has however been questioned by the recent evidence for luminosity evolution of some SNe Ia with redshift (Kang et al. 2020).

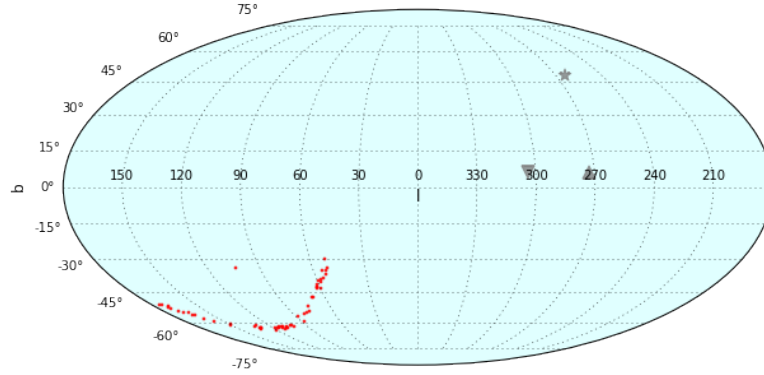


Figure 1. The directions of the 58 SNe Ia in Table 1 in Galactic coordinates. The directions of the CMB dipole (star), the SMAC bulk flow (Hudson et al. 2004) (triangle), and the 2M++ bulk flow (Carrick et al. 2015) (inverted triangle) are also shown. All these SNe Ia with discrepant redshifts are in the hemisphere *opposite* to the CMB dipole and bulk flow directions.

2. DATA QUALITY ISSUES

For 58 SNe Ia that are in common between the JLA and the Pantheon compilations, the quoted heliocentric redshifts are different by between 5 to 137 times the quoted uncertainty in the redshift measurement. The details are summarised in Table 1, while their distribution on the sky is shown in Fig. 1. Many more SNe Ia in common between the catalogues have smaller shifts in their z_{hel} values. According to Kessler et al. (2009), the uncertainty on the spectroscopic redshift measurement of the host galaxy is 0.0001 – 0.0002 in SDSS DR4, and 0.0005 for redshifts which were measured by the authors themselves. Note that the $\sigma_{z_{\text{spec}}}$ arising from peculiar velocities mentioned by Kessler et al. (2009) is *not* a measurement uncertainty but rather the expected dispersion with respect to theoretical predictions. The quoted redshifts cannot have changed unless if they have been remeasured, a process that has not been documented by Scolnic et al. (2018). In fact the JLA z_{hel} values are in exact agreement with other public sources such as VizieR, whereas the Pantheon z_{hel} values are not verifiable independently.

It has been pointed out that the magnitudes of these SNe Ia are also inconsistent between the two catalogues.² These shifts seem to have been introduced on 27 November 2018 when new files were uploaded to purportedly rectify previously reported errors in the peculiar velocity corrections.³

Table 1. Discrepant z_{hel} in JLA and Pantheon: While the JLA and Pantheon names of the SNe Ia listed below differ by survey-specific prefixes, the fact that they are the *same* can be verified from their Right Ascension and Declination. The JLA redshifts are from https://github.com/cmbant/CosmoMC/blob/master/data/jla_lcparams.txt and the Pantheon redshifts are from https://github.com/dscolnic/Pantheon/blob/master/lcparam_full_long_zhel.txt. The significance of the shifts shown in the last column are calculated assume the conservative measurement uncertainty of $\sigma_z = 0.0005$ (Kessler et al. 2009).

Name in JLA	$z_{\text{hel JLA}}$	Name in Pantheon	$z_{\text{hel Pantheon}}$	z_{diff}	Shift
SDSS12881	0.233	12881	0.237838	0.004838	9.68 σ
SDSS12927	0.175	12927	0.189638	0.014638	29.28 σ
SDSS13044	0.121	13044	0.125735	0.004735	9.47 σ
SDSS13136	0.366	13136	0.371627	0.005627	11.25 σ
SDSS13152	0.207	13152	0.203311	0.003689	7.38 σ
SDSS13305	0.201	13305	0.214557	0.013557	27.11 σ
SDSS13727	0.221	13727	0.226402	0.005402	10.80 σ
SDSS13796	0.145	13796	0.148518	0.003518	7.04 σ
SDSS14261	0.281	14261	0.285517	0.004517	9.03 σ
SDSS14331	0.214	14331	0.220905	0.006905	13.81 σ
SDSS14397	0.371	14397	0.386084	0.015084	30.17 σ

Continued on next page

² <https://github.com/dscolnic/Pantheon/issues/5>

³ <https://github.com/dscolnic/Pantheon/issues/2>

Table 1 – continued from previous page

Name in JLA	$z_{\text{hel JLA}}$	Name in Pantheon	$z_{\text{hel Pantheon}}$	z_{diff}	Shift
SDSS14437	0.144	14437	0.149098	0.005098	10.20 σ
SDSS14481	0.255	14481	0.243249	0.011751	23.50 σ
SDSS15057	0.299	15057	0.246586	0.052414	104.83 σ
SDSS15203	0.216	15203	0.204218	0.011782	23.56 σ
SDSS15287	0.274	15287	0.237419	0.036581	73.16 σ
SDSS15301	0.248	15301	0.17963	0.06837	136.74 σ
SDSS15365	0.178	15365	0.187733	0.009733	19.47 σ
SDSS15383	0.312	15383	0.315791	0.003791	7.58 σ
SDSS15440	0.253	15440	0.262051	0.009051	18.10 σ
SDSS15461	0.18	15461	0.185954	0.005954	11.91 σ
SDSS15704	0.365	15704	0.370275	0.005275	10.55 σ
SDSS15868	0.242	15868	0.250516	0.008516	17.03 σ
SDSS15872	0.203	15872	0.20629	0.00329	6.58 σ
SDSS15897	0.17	15897	0.174692	0.004692	9.38 σ
SDSS15901	0.199	15901	0.204563	0.005563	11.13 σ
SDSS16072	0.277	16072	0.285523	0.008523	17.05 σ
SDSS16073	0.146	16073	0.154541	0.008541	17.08 σ
SDSS16116	0.15	16116	0.156305	0.006305	12.61 σ
SDSS16185	0.097	16185	0.101255	0.004255	8.51 σ
SDSS16206	0.152	16206	0.15954	0.00754	15.08 σ
SDSS16232	0.367	16232	0.37532	0.00832	16.64 σ
SDSS17220	0.172	17220	0.178821	0.006821	13.64 σ
SDSS17552	0.25	17552	0.253014	0.003014	6.03 σ
SDSS17809	0.282	17809	0.288624	0.006624	13.25 σ
SDSS18325	0.255	18325	0.258369	0.003369	6.74 σ
SDSS18602	0.135	18602	0.138175	0.003175	6.35 σ
SDSS18617	0.322	18617	0.326919	0.004919	9.84 σ
SDSS18721	0.393	18721	0.402456	0.009456	18.91 σ
SDSS18740	0.157	18740	0.154249	0.002751	5.50 σ
SDSS18787	0.193	18787	0.190054	0.002946	5.89 σ
SDSS18804	0.192	18804	0.198237	0.006237	12.47 σ
SDSS18940	0.22	18940	0.212127	0.007873	15.75 σ
SDSS19002	0.268	19002	0.27081	0.00281	5.62 σ
SDSS19027	0.295	19027	0.2923	0.0027	5.4 σ
SDSS19341	0.228	19341	0.236507	0.008507	17.01 σ
SDSS19632	0.308	19632	0.314512	0.006512	13.02 σ
SDSS19818	0.293	19818	0.304775	0.011775	23.55 σ
SDSS19953	0.119	19953	0.123087	0.004087	8.17 σ
SDSS19990	0.246	19990	0.24967	0.00367	7.34 σ
SDSS20040	0.285	20040	0.287713	0.002713	5.43 σ
SDSS20048	0.182	20048	0.185096	0.003096	6.19 σ
SDSS20084	0.131	20084	0.139557	0.008557	17.11 σ
SDSS20227	0.284	20227	0.276958	0.007042	14.08 σ
SDSS20364	0.215	20364	0.218249	0.003249	6.50 σ
SDSS21062	0.147	21062	0.13848	0.00852	17.04 σ
sn1997dg	0.0308	1997dg	0.03396	0.00316	6.32 σ
sn2006oa	0.06255	2006oa	0.059931	0.002619	5.238 σ

The supernova catalogues also provide z_{cmb} , the boosted redshift in the ‘CMB rest frame’ in which the CMB should look isotropic — assuming that its dipole asymmetry is entirely due to our motion with respect to this frame. The redshifts are further corrected using a model of the local peculiar (non-Hubble) velocity field, to account for the motion of the SNe Ia with respect to this frame.⁴ The inconsistencies in the peculiar velocity corrections made in the JLA catalogue have been noted elsewhere (Colin et al. 2019), in particular that while relying on the flow model of Hudson et al. (2004), the corrections applied extend well beyond the extent of this survey ($z \sim 0.04$), and moreover abruptly fall to zero at $z \sim 0.06$, even though Hudson et al. (2004) report a residual bulk velocity of $687 \pm 203 \text{ km s}^{-1}$ beyond $z \sim 0.04$ — which is over 4 times larger than the uncorrelated velocity dispersion of $c\sigma_z = 150 \text{ km s}^{-1}$ included in the JLA error budget for cosmological fits. There are other inconsistencies as well, e.g. SDSS2308 has the same z_{cmb} and z_{hel} despite being at a redshift of 0.14.

Significantly more egregious errors are seen in the first version of the Pantheon compilation on Github (Scolnic 2019) wherein peculiar velocity corrections were used to modify the redshifts of SNe Ia all the way up to $z \gtrsim 0.2$ although no survey has yet gone to such depths so the information required to make such corrections is simply not available. An illustrative example is SN2246, with $z_{\text{cmb}} = 0.19422$ which has been corrected by a peculiar velocity of 444.3 km s^{-1} . This object is 117° away from the CMB dipole, and 115° away from the direction of the external bulk flow reported by Carrick et al. (2015).

The issue above is now said (Scolnic 2019) to have been fixed by *not* making any peculiar velocity corrections for $z > 0.08$ in Pantheon. However the impact of this major change on the cosmological analysis of this dataset which yielded $> 5\sigma$ evidence for cosmic acceleration (Scolnic et al. 2018) has not been documented.

Peculiar velocities affect the distance modulus by $(5/\log(10))(v/cz)$ mag. Thus the peculiar velocity corrections shift the distance moduli of SNe Ia at redshifts smaller than the extent of the flow model by between 0.03 and 0.4 mag. Neither of the models used for correcting the supernova observables in JLA or Pantheon — respectively Hudson et al. (2004) and Carrick et al. (2015) — report convergence between the correlated flow and the ‘CMB rest frame’. Instead Carrick et al. (2015) provide definitive ($> 5\sigma$) evidence for a residual bulk flow of $V_{\text{ext}} = 159 \pm 23 \text{ km s}^{-1}$ originating from sources beyond the extent ($z = 0.067$) of the model. This means that by choosing to make corrections up to the extent of the flow model and leaving the rest uncorrected, abrupt and arbitrary discontinuities of ~ 0.07 (~ 0.03) mag are introduced in the distance moduli of JLA (Pantheon) supernovae at these threshold redshifts. These discontinuities which introduce bias, are handled by adding just a variance term in the error budgets of the SNe Ia catalogues. We wish to draw attention to the following issues in this context:

- The modified data now encode a picture of the Universe in which a sphere of radius 170, 285 or 340 Mpc (depending upon whether the flow model is taken to extend to $z = 0.04$, 0.067 or 0.08) is smashing into the rest of the Universe — which is arbitrarily treated as at rest.
- Out of the 740 (1048) SNe Ia that make up JLA (Pantheon) catalogue, 632 (890) (including all the objects in Table 1) are in the direction *opposite* to bulk flow reported in Hudson et al. (2004) (Carrick et al. 2015).
- Although the CMB dipole has been known since shortly after the discovery of the CMB itself, the corrections to boost to the CMB rest frame along with the corrections for peculiar velocities were first introduced in supernova cosmology by Conley et al. (2011) only after low to intermediate redshift supernovae, which are all in the hemisphere *opposite* to the CMB dipole, were first observed (Kessler et al. 2009). It is *this* set of SDSS SNe Ia which fill in the ‘redshift desert’ between low and high redshift objects that are now alarmingly discrepant between JLA and Pantheon.

3. THE ‘HUBBLE TENSION’

Errors in redshift measurements as small as $\Delta z \sim 0.0001$ can have significant impact on the value of inferred cosmological parameters such as H_0 (Davis et al. 2019). Since some of the shifts in z_{hel} reported in Table 1 are as high as 0.1, we study the impact of these shifts on the measured value of the Hubble constant. Following Riess et al. (2016), we set the deceleration parameter $q_0 = -0.55$, the jerk parameter $j_0 = 1$ and the curvature parameter $\Omega_k = 0$ in the scans. While precise measurements of H_0 require the calibration of the absolute supernova luminosity M_B^0 using a local distance ladder, we fix M_B^0 to -19.10 (Riess et al. 2016) with the specific aim of studying the impact

⁴ Note that the sortable table at <https://archive.stsci.edu/prepds/ps1cosmo/scolnic.datatable.html> erroneously reports the *same* values for both z_{CMB} and z_{hel} .

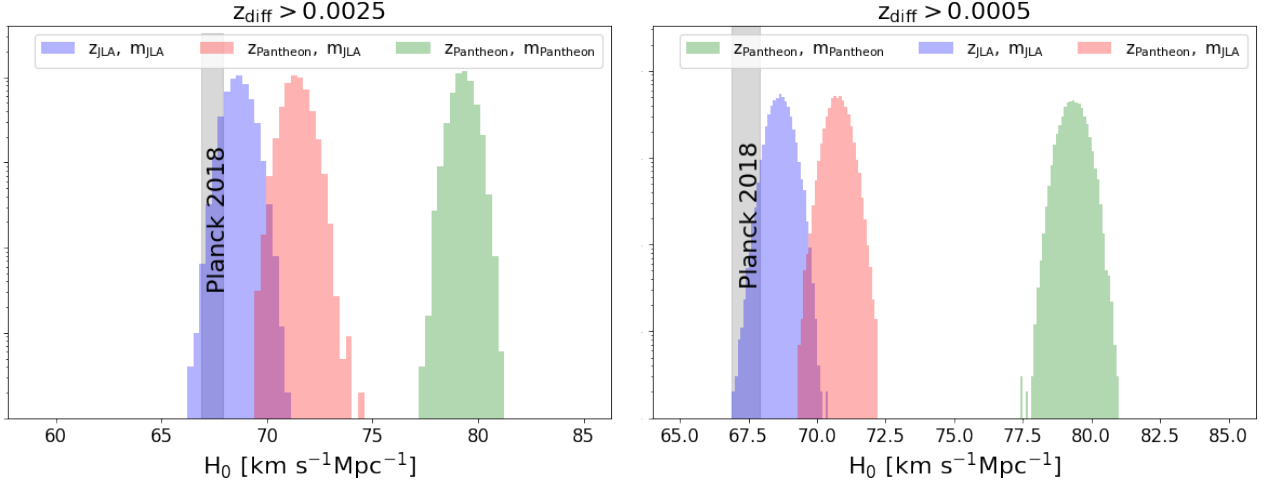


Figure 2. Left: Posteriors on H_0 from the SNe Ia in JLA which have $z_{\text{Pantheon}} - z_{\text{JLA}} > 0.0025$, using JLA redshifts (blue) and Pantheon redshifts (pink). Since the Pantheon magnitudes are also discrepant (Scolnic 2019), the posterior using both Pantheon redshifts and magnitudes are also shown (in green). Right: The same with $z_{\text{Pantheon}} - z_{\text{JLA}} > 0.0005$. The vertical grey band shows the CMB determination (Aghanim et al. 2018)

of redshift errors on H_0 since none of the 20 SNe Ia with Cepheid calibrations for the host galaxies reported in Riess et al. (2016) are included in either the JLA or Pantheon compilations. This choice affects only the absolute value of H_0 , and not the relative shift introduced by the choice of redshift. We use the Emcee code (Foreman-Mackey et al. 2013) to perform a Markov Chain Monte Carlo scan in likelihood over the parameter space of H_0, α, β and σ_{int} (the intrinsic dispersion), all with flat priors. The observed shift in H_0 is found to be robust with respect to alternative parametrisations of the likelihood which are provided in a Jupyter notebook (Rameez 2019b). Out of the 58 SNe Ia listed in Table 1, 45 have $z_{\text{Pantheon}} - z_{\text{JLA}} > 0.0025$, while 13 have $z_{\text{Pantheon}} - z_{\text{JLA}} < -0.0025$. Figure 2 shows that for supernovae with $\Delta z > 0.0025$, the Pantheon redshifts favour $H_0 \sim 72 \text{ km s}^{-1} \text{Mpc}^{-1}$, while the JLA redshifts favour $H_0 \sim 68 \text{ km s}^{-1} \text{Mpc}^{-1}$. If we change the criterion to $|\Delta z| > 0.0025$, Figure 3 shows that the Pantheon redshifts now favour $H_0 \sim 71 \text{ km s}^{-1} \text{Mpc}^{-1}$, while the JLA redshifts favour $H_0 \sim 69 \text{ km s}^{-1} \text{Mpc}^{-1}$. Ignoring such inconsistencies Riess et al. (2019) quote $H_0 = 74.03 \pm 1.42 \text{ km s}^{-1} \text{Mpc}^{-1}$, which is apparently quite different from the value inferred assuming the flat Λ CDM model from the Planck data on CMB anisotropies: $H_0 \sim 67.4 \pm 0.5 \text{ km s}^{-1} \text{Mpc}^{-1}$ (Aghanim et al. 2018). It cannot be therefore claimed that this discrepancy is significant (cf. Riess et al. 2016, 2019).

4. DISCUSSION

In general relativity, metric expansion in the late-time Universe is an *average* effect, arising from the coarse-graining of physics at smaller scales (Buchert et al. 2015). This differs from the metric expansion in the FLRW solution to the field equations, wherein due to the isotropy and homogeneity *imposed* on the stress-energy tensor, all clocks remain synchronised and space expands isotropically and homogeneously, described by a single scale factor. The observed inhomogeneous Universe is not accurately described by a FLRW metric and can only be approximated by one. In fact fitting a Hubble diagram of *heliocentric* observables, as was done in all supernova cosmology analyses until 2011, and employing peculiar velocity corrections after transforming to the CMB frame as was done subsequently from Conley et al. (2011) onwards, simply amount to different choices of corresponding 2-spheres within the ‘null fitting’ procedure described by Ellis & Stoeger (1987). Whether and how the dynamical evolution of the representative FLRW model can be precisely related to the average evolution of the actual inhomogeneous Universe is in fact contingent on the resolution of a number of open questions (Clarkson et al. 2011).

Nevertheless the impact of peculiar velocities on supernova cosmology has been studied employing such *approximate* treatments (Davis et al. 2011). However motivated by the Raychaudhuri equation it has been argued that peculiar velocities should rather be thought of as variations in the expansion rate of the Universe (McClure & Dyer 2007). These authors found a statistically significant variation of $9 \text{ km s}^{-1} \text{Mpc}^{-1}$ across the sky in the Hubble constant measured in the Hubble Key Project. Any measurement with a claimed uncertainty smaller than this must then rely on a detailed

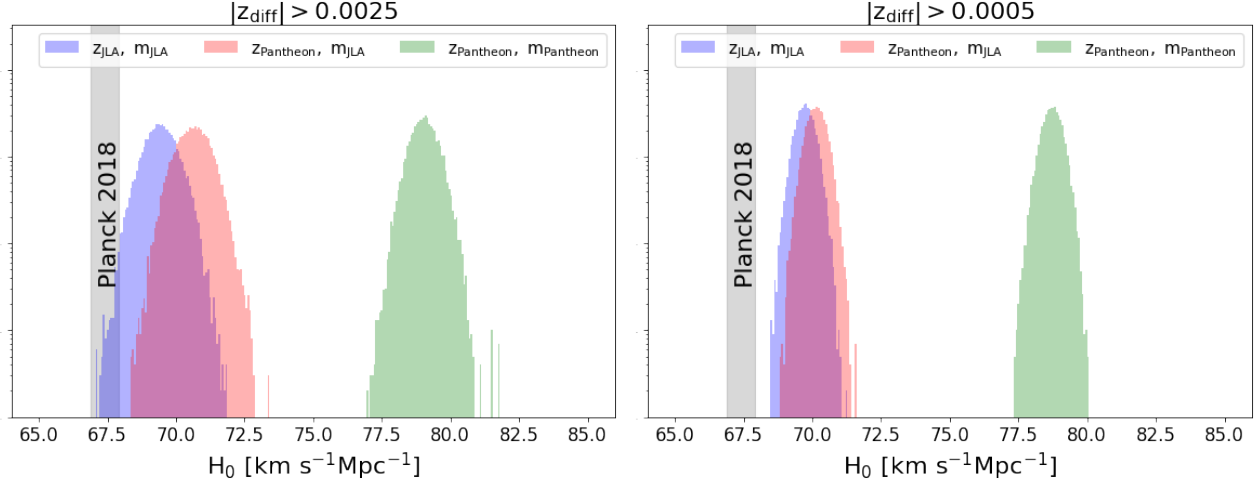


Figure 3. Left: Posteriors on H_0 from the SNe Ia in JLA which have $|z_{\text{JLA}} - z_{\text{Pantheon}}| > 0.0025$, using JLA redshifts (blue) and Pantheon redshifts (pink). The posterior using both redshifts and magnitudes from Pantheon are shown in green. Right: The same with $|z_{\text{JLA}} - z_{\text{Pantheon}}| > 0.0005$. The vertical grey band shows the CMB determination (Aghanim et al. 2018).

understanding of, and correction for, peculiar velocities. In this regard Riess et al. (2019) follows Riess et al. (2016) who employed peculiar velocity corrections based on the flow model of Carrick et al. (2015), presumably as was also done in the Pantheon analysis (Scolnic et al. 2018). It is clear from our discussion that the applied “corrections” are rather arbitrary. The fact that even the observed, uncorrected, heliocentric redshifts undergo mysterious changes from one catalogue (JLA) to another (Pantheon) thus inducing large variations in the inferred H_0 , undermines the claim that this is ‘precision cosmology’.

REFERENCES

- Aghanim, N., Akrami, Y., Ashdown, M., et al. 2019, A&A, in press
- Betoule, M., Kessler, R., Guy, J., et al. 2014, A&A, 568, A22
- Buchert, T., Carfora, M., Ellis, G. F. R., et al. 2015, Class. Quant. Grav. 32, 215021,
- Carrick, J., Turnbull, S. J., Lavaux, G., & Hudson, M. J. 2015, MNRAS, 450, 317
- Clarkson, C., Ellis, G. F. R., Larena, J., & Umeh, O. 2011, Rept. Prog. Phys. 74, 112901
- Colin, J., Mohayaee, R., Rameez, M., & Sarkar, S. 2019, A&A, 631, L13
- Conley, A., Guy, J., Sullivan, M., et al. 2011, ApJS, 192, 1
- Davis, T. M., Hui, L., Frieman, J. A., et al. 2011, ApJ, 741, 67
- Davis, T. M., Hinton, S. R., Howlett, C., & Calcino, J. 2019 MNRAS, 490, 2948
- Ellis, G. F. R., & Stoeger, W. 1987, Class. Quant. Grav., 4, 1697
- Foreman-Mackey, D., Hogg, D. W., Lang, D., & Goodman, J. 2013, PASP, 125, 306
- Hudson, M. J., Smith, R. J., Lucey, R. J., & Branchini, E. 2004, MNRAS, 352, 61
- Kang, Y., Lee, Y. W., Kim, Y. L., Chung, C., & Ree, C. H. 2019, ApJ, 889, 8
- Kessler, R., Becker, A., Cinabro, D., et al. 2009, ApJS, 185, 32
- McClure, M. L., & Dyer, C. C. 2007, New Astron., 12, 533
- Phillips, M. M., Lira, P., Suntzeff, N. B. a., Schommer, R. A., Hamuy, M., & Maza, J. 1999, AJ, 118, 1766
- Rameez, M. 2019b, [H0Measurements.ipynb](https://github.com/dscolnic/Pantheon/issues)
- Riess, A. G., Macri, L. M., Hoffmann, S. L., et al. 2016 ApJ, 826, 56
- Riess, A. G., Casertano, S., Yuan, W., Macri, L. M., & Scolnic, D. 2019, ApJ, 876, 85
- Scolnic, D. M., Jones, D. O., Rest, A., et al. 2018, ApJ, 859, 101
- Scolnic, D. M. 2019, <https://github.com/dscolnic/Pantheon/issues>