

ChebNet: Efficient and Stable Constructions of Deep Neural Networks with Rectified Power Units via Chebyshev Approximation

Shanshan Tang^{1†}, Bo Li^{2†} and Haijun Yu^{3,4*}

¹Software Development Center, Industrial and Commercial Bank of China, No. 16 Building of ZhongGuanCun Software Park, Haidian District, Beijing 100193, China.

²Hisilicon Semiconductor and Component Business Dept.(2012 Labs), Huawei Technologies Co., Ltd, Bai Ruida Apartment, Bantian Street, Longgang District, Shenzhen 518129, China.

^{3*}NCMIS & LSEC, Institute of Computational Mathematics and Scientific/Engineering Computing, Academy of Mathematics and Systems Science, Beijing 100190, China.

^{4*}School of Mathematical Sciences, University of Chinese Academy of Sciences, Beijing 100049, China.

*Corresponding author(s). E-mail(s): hyu@lsec.cc.ac.cn;
Contributing authors: tangss@sdic.icbc.com.cn;
libo296@hisilicon.com;

[†]These authors contributed equally to this work. Part of the work of the two authors are done during their Ph.D. study at LSEC, Academy of Mathematics and Systems Science, CAS.

Abstract

In a previous study [B. Li, S. Tang and H. Yu, Commun. Comput. Phy. 27(2):379-411, 2020], it is shown that deep neural networks built with rectified power units (RePU) as activation functions can give better approximation for sufficient smooth functions than those built with rectified linear units, by converting polynomial approximations using power series into deep neural networks with optimal complexity and no approximation error. However, in practice, power series approximations are not

easy to obtain due to the associated stability issue. In this paper, we propose a new and more stable way to construct RePU deep neural networks based on Chebyshev polynomial approximations. By using a hierarchical structure of Chebyshev polynomial approximation in frequency domain, we obtain efficient and stable deep neural network construction, which we call ChebNet. The approximation of smooth functions by ChebNets is no worse than the approximation by deep RePU nets using power series. On the same time, ChebNets are much more stable. Numerical results show that the constructed ChebNets can be further fine-tuned to obtain much better results than those obtained by tuning deep RePU nets constructed by power series approach. As spectral accuracy is hard to obtain by direct training of deep neural networks, ChebNets provide a practical way to obtain spectral accuracy, it is expected to be useful in real applications that require efficient approximations of smooth functions.

Keywords: Deep neural networks, Rectified power units, Chebyshev polynomial, ChebNet, Stability, Constructive approximation

MSC Classification: 65D15 , 68T07 , 41A10

1 Introduction

Deep neural networks (DNNs), which compose multi-layers of affine transforms and nonlinear activations, is getting more and more popular as a universal modeling tool since the seminal works [1] and [2]. DNNs have greatly boosted the developments in different areas including image classification, speech recognition, computational chemistry, numerical solutions of high-dimensional partial differential equations and other scientific problems, see e.g. [3–10] and the references therein.

One of the basic facts behind the success of DNNs is that DNNs are universal approximators. It is well-known that neural networks with only one hidden layer can approximate any C^0 or L^1 functions with any given error tolerance [11, 12]. In fact, for neural networks with only one-hidden layer of non-polynomial C^∞ activation functions, Mhaskar [13] proved that the upper error bound of approximating multi-dimensional functions is of spectral type: Error rate $\varepsilon \sim n^{-k/d}$ can be obtained theoretically for approximating functions in Sobolev space $W^k([-1, 1]^d)$. Here d is the number of dimensions, n is the number of hidden nodes in the neural network. Due to the success of DNNs, people believe that deep neural networks have broader scopes of representation than shallow ones. Recently, several works have demonstrated or proved this in different settings, see e.g. [14–16]. One of the commonly used activation functions with DNNs is the so-called rectified linear unit (ReLU), which is defined as $\sigma(x) = \max(0, x)$. Telgarsky [14] gave a simple and elegant construction showing that for any k , there exist k -layer, $\mathcal{O}(1)$ wide ReLU networks on one-dimensional data, which can express a sawtooth function on

$[0, 1]$ with $\mathcal{O}(2^k)$ oscillations. Moreover, such a rapidly oscillating function cannot be approximated by $\text{poly}(k)$ -wide ReLU networks with $o(k/\log(k))$ depth. Following this approach, several other works proved that deep ReLU networks have better approximation power than shallow ReLU networks, see e.g. [17], [18], [19], [20]. In particular, for C^β -differentiable d -dimensional functions, [19] proved that the number of parameters needed to achieve an error tolerance of ε is $\mathcal{O}(\varepsilon^{-\frac{d}{\beta}} \log \frac{1}{\varepsilon})$. [20] proved that for a class of d -dimensional piecewise C^β continuous functions with the discontinuous interfaces being C^β continuous also, one can construct a ReLU neural network with $\mathcal{O}((1 + \frac{\beta}{d}) \log_2(2 + \beta))$ layers, $\mathcal{O}(\varepsilon^{-\frac{2(d-1)}{\beta}})$ nonzero weights to achieve ε -approximation. The complexity bound is sharp. The spectral convergence of using deep ReLU network approximating analytic functions was proved by [21] and [22]. The significance of the above mentioned works is that by using a very simple rectified nonlinearity, DNNs can obtain high order approximation property. Shallow networks do not hold such a good property.

A key fact used in the error estimates of deep ReLU networks is that x^2, xy can be approximated by a ReLU network with $\mathcal{O}(\log \frac{1}{\varepsilon})$ layers, which introduces a $\log \frac{1}{\varepsilon}$ factor or a big constant related to the smoothness of functions to be approximated. To remove the approximation error and the extra $\log \frac{1}{\varepsilon}$ factor in the size of neural networks, We proposed in [23] to use rectified power units (RePU) to construct exact neural network representations of polynomials with optimal size. The RePU function is defined as

$$\sigma_s(x) = \begin{cases} x^s, & x \geq 0, \\ 0, & x < 0, \end{cases} \quad (1.1)$$

where s is a non-negative integer. For $s = 2, 3$, the function σ_2, σ_3 are called ReQU and ReCU, respectively. Note that, the RePU functions have been used by Mhaskar [24] as activation functions to construct neural networks based on spline approximation. Using Mhaskar's construction, a polynomial with degree n will be converted into a RePU network of size $\mathcal{O}(n \log n)$ with depth $\mathcal{O}(\log n)$. By using a different approach, we gave optimal and stable constructions to convert a polynomial of degree n into a σ_2 network of size $\mathcal{O}(n)$ with depth $\mathcal{O}(\log n)$ [23]. Similar constructions are extended to $\sigma_s (s \geq 2)$ DNNs in [25]. Combining with classical polynomial approximation theory, the constructed deep RePU networks can approximate smooth functions with spectral accuracy. For example, the following theorem for approximating functions in Jacobi-weighted Sobolev space is proved in [23]:

Theorem 1 *For any $u \in B_{\alpha, \beta}^m(I^d)$, with $|u|_{B_{\alpha, \beta}^m(I^d)} \leq 1$, $\alpha, \beta \in (-1, \infty)^d$, and any $\varepsilon \in (0, 1)$ there exists a σ_2 neural network Φ_ε^u having $\mathcal{O}\left(\frac{d}{m} \log_2 \frac{1}{\varepsilon} + d\right)$ layers with no more than $\mathcal{O}\left(\varepsilon^{-d/m}\right)$ nodes and nonzero weights, that approximates u with*

4 *ChebNet: RePU Deep Neural Networks via Chebyshev Approximation*

$L^2_{\omega_{\alpha,\beta}}(I^d)$ -error less than ε , i.e.

$$\|R_{\sigma_2}(\Phi_\varepsilon^u) - u\|_{L^2_{\omega_{\alpha,\beta}}(I^d)} \leq \varepsilon. \quad (1.2)$$

Here $I^d := [-1, 1]^d$, and the Jacobi-weighted Sobolev space $B^m_{\alpha,\beta}(I^d)$ for $m \in \mathbb{N}_0$, is defined as

$$B^m_{\alpha,\beta}(I^d) := \{ u \in L^2(I^d) \mid \partial_{\mathbf{x}}^{\mathbf{k}} u \in L^2_{\omega_{\alpha+\mathbf{k},\beta+\mathbf{k}}}(I^d), \mathbf{k} \in \mathbb{N}_0^d, |\mathbf{k}|_1 \leq m \}, \quad (1.3)$$

where $\omega^{\alpha,\beta}(\mathbf{x}) := \omega^{\alpha_1,\beta_1}(x_1) \cdots \omega^{\alpha_d,\beta_d}(x_d)$ is the multi-dimensional Jacobi weight.

Moreover, RePU networks have other good properties. E.g. functions represented by $\sigma_s (s \geq 2)$ networks are smooth functions, thus fit the situations where derivatives of network are involved in the loss function, e.g. DeepRitz[8], PINN[26], FNM[27], OnsagerNet[28], MIM[29]; comparing to ReLU networks, the sizes and depths of ReQU networks needed to approximate smooth functions with certain accuracy are smaller, so they suit the situation where a lot of evaluations are needed.

However, there is one drawback in the RePU networks constructed in [23] and [25], where polynomial approximations based on power series are used. There are two ways to calculate the power series to represent a function. The first one is to use Taylor expansion to approximate the power series, which might diverge if the radius of convergence of the Taylor series is not large enough, and the high order derivatives used in Taylor series are not easy to calculate. The second approach first approximates the function using some orthogonal polynomial projection or interpolation, then converts the resulting polynomial approximation into power series. But in this approach, the condition number associated to the transforms from orthogonal polynomial bases to monomial bases are known grows exponentially fast (see, e.g. [30]). The transform corresponds to solve a linear problem $Az = c$, where c is the coefficients of orthogonal expansion, z is the coefficients of power series. It is well-known the the error in c and error in z satisfy the following estimate

$$\frac{\|\delta z\|}{\|z\|} \leq \kappa(A) \frac{\|\delta c\|}{\|c\|}. \quad (1.4)$$

So a small error in c could be enlarged in z due to the big condition number. Even though for some special problems, relative errors independent of the condition number could be obtained [31], the matrix A with big condition number will change the relative scaling of the coefficients. When there are big coefficients with opposite signs, the cancellation will reduce the number of significant digits. In such a case, the accuracy given in Theorem 1 will deteriorate for numerical implementations using any float-point number system.

In this paper, we propose a new construction of deep RePU networks to remove the drawback mentioned above. We accomplish this goal by constructing deep RePU networks based on Chebyshev polynomial approximation

directly. Chebyshev method is one of the most popular spectral methods for function approximation and solving partial differential equations, see e.g. [32], [33]. It is known that Chebyshev approximation can be efficiently calculated by using fast Fourier transforms. By using a hierarchical structure of Chebyshev polynomial approximation in frequency domain, we develop methods in this paper to convert Chebyshev polynomial approximations into deep RePU networks with optimal sizes, we call the resulting neural networks ChebNets.¹ Correspondingly, the RePU networks constructed using methods proposed in [23] and [25] will be referred to as PowerNets in this paper. ChebNets have all the good theoretical approximation properties that PowerNets have: they have faster convergence in approximating sufficient smooth functions than deep ReLU networks; they fit in situations where derivatives involved in the loss function, for which deep ReLU networks are hard to use. In addition, ChebNets provide several distinct benefits:

1. ChebNets are numerically more stable, which can provide better results by increasing the degree of underlying polynomial approximation to represent functions with finite order of smoothness. In contrast, the stability issue makes the performance of PowerNets deteriorate quickly as the number of terms in power series increases.
2. Even if the stability issue is not a serious problem for some particular functions, the ChebNet approach is still better than the PowerNet approach in terms of computational efficiency, since Chebyshev expansion coefficients can be stably and efficiently calculated by fast Fourier transform in $\mathcal{O}(n \log n)$ operations, while numerically calculating the coefficients of power expansion usually needs $\mathcal{O}(n^2)$ operations.
3. ChebNets can be further fine-tuned to obtain much better results than those obtained by tuning PowerNets, which will be demonstrated by the numerical results given in Section 4.

With above mentioned good properties: high order accuracy, stable structure, and optimal complexity in both network construction and forward propagation, we expect that ChebNets will be a good choice to be embedded into big neural networks in some real applications to get better performance.

The remaining part of this paper is organized as follows. We first present the optimal deep RePU network constructions (ChebNets) to exactly represent Chebyshev polynomial approximations in Section 2. We then discuss the approximations of smooth functions with ChebNets in Section 3. In Section 4, we present some numerical experiments and explain why ChebNets are more stable than PowerNets. We finish the paper by a short summary in Section 5.

¹There is another work involves using Chebyshev polynomial in graph convolutional networks[34], which called ChebyNet. The two networks are very different, should not be confused.

2 Construction of ChebNets

In this section, we construct deep RePU networks to represent Chebyshev expansions exactly.

We first introduce notations. Let \mathbb{N} denote all positive integers, $\mathbb{N}_0 := \{0\} \cup \mathbb{N}$, and $d, L \in \mathbb{N}$, then a neural network Φ with d dimensional input, L layers can be denoted with a matrix-vector sequence

$$\Phi = ((A_1, b_1), \dots, (A_L, b_L)), \quad (2.1)$$

where A_k are $N_k \times N_{k-1}$ matrices, $b_k \in \mathbb{R}^{N_k}$, $N_0 = d$, $N_k \in \mathbb{N}$, $k = 1, \dots, L$. Let $\rho : \mathbb{R} \rightarrow \mathbb{R}$ be a nonlinear function that served as activation units, we define

$$R_\rho(\Phi) : \mathbb{R}^d \rightarrow \mathbb{R}^{N_L}, \quad R_\rho(\Phi)(\mathbf{x}) = \mathbf{x}_L, \quad (2.2)$$

where $R_\rho(\Phi)(\mathbf{x})$ is defined as

$$\mathbf{x}_0 := \mathbf{x}, \quad (2.3)$$

$$\mathbf{x}_k = \rho(A_k \mathbf{x}_{k-1} + b_k), \quad k = 1, \dots, L-1, \quad (2.4)$$

$$\mathbf{x}_L = A_L \mathbf{x}_{L-1} + b_L, \quad (2.5)$$

and

$$\rho(\mathbf{y}) = (\rho(y^1), \dots, \rho(y^m)), \quad \forall \mathbf{y} = (y^1, \dots, y^m) \in \mathbb{R}^m. \quad (2.6)$$

We define the depth of the network Φ as the number of hidden layers, which equals $L-1$. The number of nodes in each hidden layer is N_k ($k = 1, \dots, L-1$), and the summation of numbers of non-zero weights in A_k, b_k ($k = 1, \dots, L$) gives the total number of nonzero weights. In this paper, we use these three quantities (number of hidden layers, number of activation functions, and total number of nonzero weights) to measure the complexity of a neural network.

Next, we list some basic facts about Chebyshev polynomials and RePU ($s = 2$) realization.

Lemma 1 For Chebyshev polynomials of the first kind $T_n(x)$, $x \in [-1, 1]$, the following relations hold:

$$T_n(x) = \cos(n \arccos(x)), \quad T_{mn}(x) = T_m(T_n(x)), \quad (2.7)$$

$$T_0(x) = 1, \quad T_1(x) = x, \quad T_{n+1}(x) = 2xT_n(x) - T_{n-1}(x), \quad n \geq 1, \quad (2.8)$$

$$T_{m+n}(x) = 2T_m(x)T_n(x) - T_{|m-n|}(x), \quad T_{2n}(x) = 2T_n^2(x) - 1, \quad (2.9)$$

$$\int_{-1}^1 T_n(x)T_m(x)\omega(x)dx = \frac{h_n\pi}{2}\delta_{nm}, \quad (2.10)$$

where $m, n \in \mathbb{N}_0$, $\omega(x) = (1-x^2)^{-\frac{1}{2}}$, $h_0 = 2$, $h_n = 1$ for $n \geq 1$. δ_{nm} is the Kronecker delta, its value is 1 if $m = n$ and 0 otherwise.

Lemma 2 (Lemma 1 in [23]) For any $x, y \in \mathbb{R}$, the following identities hold:

$$x = \beta_1^T \sigma_2(\omega_1 x + \gamma_1), \quad (2.11)$$

$$x^2 = \beta_2^T \sigma_2(\omega_2 x), \quad (2.12)$$

$$xy = \beta_1^T \sigma_2(\omega_1 x + \gamma_1 y), \quad (2.13)$$

where $\beta_1 = \frac{1}{4}[1, 1, -1, -1]^T$, $\beta_2 = [1, 1]^T$, $\omega_1 = [1, -1, 1, -1]^T$, $\omega_2 = [1, -1]^T$, $\gamma_1 = [1, -1, -1, 1]^T$.

Remark 1 The Chebyshev polynomial $T_0(x) = 1$ can be realized by a one layer neural network $\Phi = ((0, 1))$ without activation functions. Based on Lemma 2, $T_1(x)$ and $T_2(x)$ can be realized using one layer of σ_2 nodes as

$$T_1(x) = \beta_1^T \sigma_2(\omega_1 x + \gamma_1) \quad (2.14)$$

$$T_2(x) = 2\beta_2^T \sigma_2(\omega_2 x) - 1. \quad (2.15)$$

Theorem 2 For $m \in \mathbb{N}$, the Chebyshev polynomial $T_{2^m}(x)$ of degree 2^m defined on \mathbb{R} can be represented exactly by a deep σ_2 network. The number of hidden layers, number of hidden nodes and number of nonzero weights required are at most m , $2m$ and $6m$, respectively. On the other sides, $T_{2^m}(x)$ can not be represented exactly by any σ_2 network with less than m hidden layers.

Proof For the first part of the theorem, we give a constructive proof. By using property $T_{mn}(x) = T_m(T_n(x))$, we have $T_{2^m}(x) = (T_2 \circ)^m(x)$. $T_2(x)$ can be represented exactly by a σ_2 neural network according to (2.15). By stacking up m copies of T_2 networks, we obtain a deep σ_2 network to exactly represent T_{2^m} . By construction, the number of hidden layers is m , the number of hidden nodes is $2m$, and the number of nonzero coefficients is less than $6(m-1) + 5$. The first part is proved. The second part is obvious, since σ_2 network with one hidden layer represent a piecewise polynomials of degree up to 2, applying piecewise polynomials of degree up to m on a piecewise polynomial of degree up to n leads to a piecewise polynomials of degree no more than mn . So, σ_2 network with hidden layers less than m can not exactly represent any polynomial of degree 2^m . \square

Remark 2 Due to the fact that Chebyshev polynomials are orthogonal polynomials on the interval $[-1, 1]$ with respect to the weight $\frac{1}{\sqrt{1-x^2}}$, $T_n(x)$ has n distinct zero points in $[-1, 1]$, i.e. it has n monotone regions or $n-1$ oscillations. Thus, a deep σ_2 neural networks with m hidden layers and $\mathcal{O}(m)$ hidden nodes can produce functions with $\mathcal{O}(2^m)$ oscillations. Similar results can be extended to σ_s neural networks. On the other sides, since σ_s is a monotone function, a shallow σ_s network with m hidden nodes defined on \mathbb{R} produce at most $\mathcal{O}(m)$ oscillations.

2.1 ChebNets for univariate Chebyshev polynomial expansions

Theorem 3 For $n \geq 1$, assume $p(x) = \sum_{j=0}^n c_j T_j(x)$, with $c_n \neq 0$, $x \in \mathbb{R}$, then there exists a σ_2 neural network with at most $\lfloor \log_2 n \rfloor + 1$ hidden layers to represent $p(x)$ exactly. The number of neurons and total non-zero weights are both $\mathcal{O}(n)$.

Proof We split the proof into several steps.

(1) For $n = 1$, by Lemma 2, we have

$$p(x) = c_0 + c_1 T_1(x) = c_0 + c_1 \beta_1^T \sigma_2(\omega_1 x + \gamma_1), \quad (2.16)$$

which shows $p(x)$ can be represented exactly by a σ_2 network with one hidden layer. Written in the form $p(x) = A_2 \sigma_2(A_1 x + b_1) + b_2$, we have

$$A_1 = \omega_1, \quad b_1 = \gamma_1, \quad A_2 = c_1 \beta_1^T, \quad b_2 = c_0.$$

(2) For $n = 2$, by Eq. (2.14) and (2.15), we have

$$\begin{aligned} p(x) &= c_0 + c_1 T_1(x) + c_2 T_2(x) \\ &= (c_0 - c_2) + c_1 \beta_1^T \sigma_2(\omega_1 x + \gamma_1) + 2c_2 \beta_2^T \sigma_2(\omega_2 x). \end{aligned}$$

This is a σ_2 network with one hidden layer of the form $p(x) = A_2 \sigma_2(A_1 x + b_1) + b_2$ with

$$A_1 = \begin{bmatrix} \omega_1 \\ \omega_2 \end{bmatrix}, \quad b_1 = \begin{bmatrix} \gamma_1 \\ \mathbf{0} \end{bmatrix}, \quad A_2 = [c_1 \beta_1^T \quad 2c_2 \beta_2^T], \quad b_2 = c_0 - c_2.$$

(2) For $n = 3$, by Lemma 1, we have

$$\begin{aligned} p(x) &= c_0 + c_1 T_1(x) + c_2 T_2(x) + c_3 T_3(x) \\ &= c_0 + (c_1 - c_3) T_1(x) + T_2(x)(c_2 + 2c_3 T_1(x)), \end{aligned}$$

showing that a network with two hidden layers can represent $p(x)$ exactly. Details are shown in the following.

Immediate variables of the first hidden layer is

$$\begin{aligned} \xi_1^{(1)} &= c_0 + (c_1 - c_3) T_1(x) = c_0 + (c_1 - c_3) \beta_1^T \sigma_2(\omega_1 x + \gamma_1), \\ \xi_1^{(2)} &= c_2 + 2c_3 T_1(x) = c_2 + 2c_3 \beta_1^T \sigma_2(\omega_1 x + \gamma_1), \\ \xi_1^{(3)} &= T_2(x) = 2\beta_2^T \sigma_2(\omega_2 x) - 1, \end{aligned}$$

from which we have

$$\mathbf{x}_1 = \begin{bmatrix} \sigma_2(\omega_1 x + \gamma_1) \\ \sigma_2(\omega_2 x) \end{bmatrix} = \sigma_2(A_1 x + b_1), \quad \text{where} \quad A_1 = \begin{bmatrix} \omega_1 \\ \omega_2 \end{bmatrix}, \quad b_1 = \begin{bmatrix} \gamma_1 \\ \mathbf{0} \end{bmatrix},$$

and

$$\xi_1 = \begin{bmatrix} \xi_1^{(1)} \\ \xi_1^{(2)} \\ \xi_1^{(3)} \end{bmatrix} = A_{20}\mathbf{x}_1 + b_{20}, \quad A_{20} = \begin{bmatrix} (c_1 - c_3)\beta_1^T & \mathbf{0} \\ 2c_3\beta_1^T & \mathbf{0} \\ \mathbf{0} & 2\beta_2^T \end{bmatrix}, \quad b_{20} = \begin{bmatrix} c_0 \\ c_2 \\ -1 \end{bmatrix}.$$

Immediate variables of the second hidden layer is (by Lemma 2)

$$\xi_2^{(1)} = \xi_1^{(1)} + \xi_1^{(3)}\xi_1^{(2)} = \beta_1^T \sigma_2(\omega_1 \xi_1^{(1)} + \gamma_1) + \beta_1^T \sigma_2(\omega_1 \xi_1^{(2)} + \gamma_1 \xi_1^{(3)}), \quad (2.17)$$

from which, we see the variable after the activations are

$$\mathbf{x}_2 = \begin{bmatrix} \sigma_2(\omega_1 \xi_1^{(1)} + \gamma_1) \\ \sigma_2(\omega_1 \xi_1^{(2)} + \gamma_1 \xi_1^{(3)}) \end{bmatrix} = \sigma_2(A_{21}\xi_1 + b_{21}), \quad A_{21} = \begin{bmatrix} \omega_1 & \mathbf{0} & \mathbf{0} \\ \mathbf{0} & \omega_1 & \gamma_1 \end{bmatrix}, \quad b_{21} = \begin{bmatrix} \gamma_1 \\ 0 \end{bmatrix}$$

and

$$A_2 = A_{21}A_{20}, \quad b_2 = A_{21}b_{20} + b_{21}.$$

Noticing $p(x) = \xi_2^{(1)}$, so output of the neural network representing $p(x)$ is

$$p(x) = A_3\mathbf{x}_2 + b_3, \quad \text{where } A_3 = [\beta_1^T, \beta_1^T], \quad b_3 = 0.$$

(3) For $n \geq 4$, let $m = \lfloor \log_2 n \rfloor$, then we can extend $p(x)$ as

$$p(x) = \sum_{j=0}^{2^{m+1}-1} c_j T_j(x), \quad (2.18)$$

where $c_j = 0$ if $n+1 \leq j \leq 2^{m+1}-1$. By Lemma 1, we can rewrite $p(x)$ as

$$\begin{aligned} p(x) &= \left(c_0 + \sum_{j=1}^{2^m-1} c_j T_j(x) \right) + c_{2^m} T_{2^m}(x) + \sum_{j=2^{m+1}}^{2^{m+1}-1} c_j T_j(x) \\ &= \left(c_0 + \sum_{j=1}^{2^m-1} (c_j - c_{2^{m+1}-j}) T_j(x) \right) + T_{2^m}(x) \left(c_{2^m} + 2 \sum_{j=1}^{2^m-1} c_{2^m+j} T_j(x) \right) \\ &:= r(x) + T_{2^m}(x)q(x), \end{aligned}$$

where both $q(x)$ and $r(x)$ are polynomials of degree at most $2^m - 1$. If $q(x)$, $r(x)$, $T_{2^m}(x)$ are known, then by Lemma 2, $p(x) = r(x) + q(x)T_{2^m}(x)$ can be realized by a σ_2 neural networks with one-hidden layer of 8 σ_2 and 24 non-zero weights. If both $r(x)$ and $q(x)$ can be realized in m hidden layers, with no more than $c2^{m-1} - 28$ nodes and non-zero weights, and $T_{2^m}(x)$ can be realized in m hidden layers, with $4m$ non-zero weights, which is true, then $p(x)$ can be realized in $m+1$ hidden layers, with no more than $c2^m - 28$

nodes and non-zero weights. Here c is a general constant that doesn't depend on m . By induction, for any $n \geq 4$ the Chebyshev expansion Eq. (2.18) can be realized in $\lfloor \log_2 n \rfloor + 1$ hidden layers, with no more than $\mathcal{O}(n)$ neurons and total non-zero weights. \square

The proof of Theorem 3 presents a recursive ChebNet construction. Since recursive algorithms are restricted in some computer languages. Next, we give a non-recursive ChebNet construction by introducing a new set of *hierarchical Chebyshev bases*.

For $p(x) = \sum_{j=0}^n c_j T_j(x)$, $n \geq 2$, $m = \lfloor \log_2 n \rfloor$, using Eq. (2.9), we have

$$\begin{aligned} p(x) &= \left(c_0 + \sum_{j=1}^{2^m-1} (c_j - c_{2^{m+1}-j}) T_j(x) \right) + T_{2^m}(x) \left(c_{2^m} + 2 \sum_{j=1}^{2^m-1} c_{2^m+j} T_j(x) \right) \\ &= \sum_{j=0}^{2^m-1} \tilde{c}_j \hat{T}_j(x) + T_{2^m}(x) \left(\sum_{j=0}^{2^m-1} \tilde{c}_{2^m+j} \hat{T}_j(x) \right) \\ &= \sum_{j=0}^n \tilde{c}_j \hat{T}_j(x), \end{aligned} \quad (2.19)$$

where the *hierarchical Chebyshev basis* $\hat{T}_{2^m+l}(x) = T_{2^m}(x) \hat{T}_l(x)$ for $l = 0, \dots, 2^m - 1$. The definition of $\hat{T}_k(x)$ can be extended to all $k \in \mathbb{N}_0$ as

$$\hat{T}_n(x) = \begin{cases} T_n(x), & n = 0, 1, 2, \\ T_{2^m}(x) \hat{T}_{n-2^m}(x), & n \geq 3, \end{cases} \quad (2.20)$$

where $m = \lfloor \log_2 n \rfloor$. It is easy to see the transform between $\{c_j\}$ and $\{\tilde{c}_j\}$ is a linear transform. We denote it by

$$\begin{bmatrix} \tilde{c}_0 \\ \vdots \\ \tilde{c}_{2^{m+1}-1} \end{bmatrix} = S_m \begin{bmatrix} c_0 \\ \vdots \\ c_{2^{m+1}-1} \end{bmatrix}. \quad (2.21)$$

The transform matrix $S_m \in \mathbb{R}^{2^{m+1} \times 2^{m+1}}$ can be calculated using following recursive formula

$$S_j = (I_2 \otimes S_{j-1}) \begin{bmatrix} I_{2^j+1} & -A_j^{(1)} \\ \mathbf{0} & 2I_{2^j-1} \end{bmatrix}, \quad j \geq 1, \quad \text{with } A_j^{(1)} = \begin{bmatrix} \mathbf{0} \\ J_{2^j-1} \\ \mathbf{0} \end{bmatrix} \in \mathbb{R}^{(2^j+1) \times (2^j-1)}, \quad (2.22)$$

where $S_0 = I_2$, and I_n, J_n denotes the unit matrix of order n and the oblique unit diagonal matrix of order n , respectively.

After transform from Chebyshev basis expansion $p(x) = \sum_{j=0}^n c_j T_j(x)$ to hierarchical Chebyshev basis expansion $p(x) = \sum_{j=0}^n \tilde{c}_j \hat{T}_j(x)$, $p(x)$ can be realized exactly using algorithms almost identical to the ones building PowerNets proposed in [23], the only difference is we need to replace the σ_2 network implementation of $x^{2^m} = (x^{2^{m-1}})^2$ in PowerNet with $T_{2^m}(x) = 2T_{2^{m-1}}^2(x) - 1$.

Theorem 3 can be extended to general RePU $\sigma_s, s > 2$ case, details are given in appendix. Note that, larger values of s lead to σ_s networks with higher order smoothness, which is good for problems with also high order smoothness. Moreover, the depth of network using larger s needed to achieve certain order of convergence is smaller, since the maximum order can be achieved by a L -layer σ_s network is s^{L-1} . But the total number of nonzero weights of using σ_s ChebNet to represent a given Chebyshev polynomial expansion increases linearly with s . Please check the appendix for more details.

2.2 ChebNets for multivariate Chebyshev polynomial expansions

The construction described in last subsection, can be extended to multivariate cases.

2.2.1 Multivariate polynomials in tensor product and hyper-triangular space

We first present the results of representing multivariate polynomials with fixed total degree.

Theorem 4 *If $p(\mathbf{x})$ is a multivariate polynomial with total degree n in d dimensions, then there exists a σ_2 neural network with $d\lfloor \log_2 n \rfloor + d$ hidden layers and no more than $\mathcal{O}(C_d^{n+d})$ activation functions and non-zero weights to represent $p(\mathbf{x})$ exactly. Here C_d^{n+d} is the binomial coefficient.*

Proof We first consider 2-d case. Assume $p(x, y) = \sum_{i+j=0}^n c_{ij} T_i(x) T_j(y)$, $n \geq 3$. Let $m = \lfloor \log_2 n \rfloor$. Since the transform from $\{c_j\}_{j=0}^n$ to $\{\tilde{c}_j\}_{j=0}^n$ using S_{m+1} with zero paddings for $c_j, j = n+1, \dots, 2^{m+1}-1$ terms will not lead to nonzero values of $\tilde{c}_j, j = n+1, \dots, 2^{m+1}-1$, the 2-d polynomial can be transformed into form $p(x, y) = \sum_{i+j=0}^n \tilde{c}_{ij} \hat{T}_i(x) \hat{T}_j(y)$, from which we have

$$p(x, y) = \sum_{i=0}^n \left(\sum_{j=0}^{n-i} \tilde{c}_{ij} \hat{T}_j(y) \right) \hat{T}_i(x) =: \sum_{i=0}^n B_i(y) \hat{T}_i(x), \quad (2.23)$$

where $B_i(y) = \sum_{j=0}^{n-i} \tilde{c}_{ij} \hat{T}_j(y)$, $i = 0, \dots, n$. That is, we regard $p(x, y)$ as a hierarchical Chebyshev polynomial expansion about variable x , which takes $B_i(y), i = 0, \dots, n$ as coefficients. It takes 3 steps to construct a RePU network representing $p(x, y)$ exactly:

- 1) For any $B_i(y), i = 0, \dots, n$, Theorem 3 can be used to construct a σ_2 neural network to express $B_i(y)$ exactly. In other words, there exists a σ_2 network Φ_1 taking y, x as input, $B_i(y), i = 0, \dots, n - 1$, and x as output. According to Theorem 3, depth of Φ_1 is $\lfloor \log_2 n \rfloor + 1$, number of activation functions and non-zero weights are both $\sum_{k=0}^{n-1} \mathcal{O}(k) = \mathcal{O}(\frac{1}{2}n^2)$. Since, the subnet built for $B_i(y)$ according to Theorem 3 have different depths, we need to keep a record of x at each layers by using (2.13). The cost for this purpose is $4\lfloor \log_2 n \rfloor$, which is negligible comparing to $\mathcal{O}(\frac{1}{2}n^2)$.
- 2) Taking $[B_0(y), \dots, B_{n-1}(y), x]^T$ as input and combining the constructive process of Theorem 3, a neural σ_2 network Φ_2 with $p(x, y)$ as output can be constructed. It is easy to see depth of Φ_2 is $\lfloor \log_2 n \rfloor + 1$, number of nodes and non-zero weights are both $\mathcal{O}(n)$.
- 3) The concatenation of Φ_1 and Φ_2 is Φ , which takes y, x as input, outputs $p(x, y)$. The details about concatenating two neural networks can be found in [20] or [23]. The depth of Φ is $2(\lfloor \log_2 n \rfloor + 1)$, number of non-zero weights and nodes are $\mathcal{O}(\frac{1}{2}n^2)$.

The $d > 2$ cases can be proved using mathematical induction. Note that the constant behind the big \mathcal{O} can be made independent of dimension d (without using zero padding, but the proof is a little bit lengthy). For the case $n \leq 2$, one can build neural networks with only one hidden layer (see, e.g. [24]). The theorem is proved. \square

Using similar approach, we can construct optimal ChebNet for polynomials in tensor product space $Q_N^d(I_1 \times \dots \times I_d) := P_N(I_1) \otimes \dots \otimes P_N(I_d)$, the result is given in the following theorem.

Theorem 5 *Polynomials from a tensor product space $Q_N^d(I_1 \times \dots \times I_d)$ can be realized without error with a deep σ_2 neural network, in which the depth is $d\lfloor \log_2 N \rfloor + d$, the numbers of activation functions and non-zero weights are no more than $\mathcal{O}(N^d)$.*

2.2.2 Multivariate polynomials in sparse downward closed polynomial spaces

For high dimensional problems, it is obvious that the degree of freedoms increases exponentially as dimension d increases if tensor-product or similar grids are used, which is known as curse of dimensionality. Fortunately, a lot of practical high-dimensional problems have low intrinsic dimensions, see e.g. [35], [36]. A particular example is the class of high-dimensional smooth functions with bounded mixed derivatives, for which sparse grid (or hyperbolic cross) approximation is a very popular approximation tool (see e.g. [37], [38]). In the past few decades, sparse grid method and hyperbolic cross approximations have found many applications, such as general function approximation [39–41], solving partial differential equations (PDE) [42–47], computational chemistry [48–50], uncertainty quantification [51, 52], etc.

The sparse grid finite element approximation was recently used by [53] to construct a new upper error bound for deep ReLU network approximations

in high dimensions. Optimal deep RePU networks based on sparse grid and hyperbolic cross spectral approximations are constructed by [23], which give better approximation bounds for sufficient smooth functions.

Now, we describe how to construct Deep RePU networks based on high dimensional sparse Chebyshev polynomial approximations without transform into power series form as done in [23]. Both hyperbolic cross set and sparse grids belong to a more general set: downward closed sets (see e.g. [54][23]), which is defined below. So we only present the result for downward closed polynomial spaces here.

Definition 1 A linear polynomial space P_C is said to be *downward closed*, if it satisfies the following:

- if d -dimensional polynomial $p(\mathbf{x}) \in P_C$, then $\partial_{\mathbf{x}}^{\mathbf{k}} p(\mathbf{x}) \in P_C$ for any $\mathbf{k} \in \mathbb{N}_0^d$,
- there exists a set of bases that consist of monomials only.

Now we give a conclusion on approximating Chebyshev polynomial expansions in downward closed polynomial space P_C .

Theorem 6 Let $p(\mathbf{x}), \mathbf{x} \in \mathbb{R}^d$ be a polynomial in downward closed polynomial space P_C . Let n be the dimension of P_C . Then there exists a σ_2 neural network with no more than $\sum_{i=1}^d \lfloor \log_2 N_i \rfloor + d$ hidden layers, $\mathcal{O}(n)$ activation functions and non-zero weights, can represent p exactly, where N_i is the maximum polynomial degree in x_i for functions in P_C .

The proof is similar to Theorem 4. One key fact is the transforms from expansions using standard Chebyshev polynomials $T_k \in P_C$ as bases to expansions using hierarchical Chebyshev polynomials \hat{T}_k as bases do not add nonzero coefficients for the bases $\hat{T}_k \notin P_C$. After rewriting $p(\mathbf{x}) \in P_C$ into linear combinations of \hat{T}_k basis, one can construct corresponding deep RePU networks by dimension induction similar as in Theorem 4 or procedure described in Theorem 4.1 of [23].

Remark 3 The structures of deep RePU networks constructed by using hierarchical Chebyshev polynomial expansion (i.e. ChebNet) and those constructed by using power series expansions (i.e. PowerNet) are very similar. There is one small difference. In ChebNet, to calculate T_{2m+1} from T_{2m} , a constant shift vector 1 is added comparing to calculating x^{2m+1} from x^{2m} in PowerNet. So the depth and network complexity of ChebNet and PowerNet are exactly the same.

Remark 4 Since hyperbolic cross and sparse grid polynomial spaces are special cases of downward closed polynomial spaces, the Theorem 6 can be directly applied to sparse grid and hyperbolic cross polynomial spaces.

3 Approximating general smooth functions

It is well known that polynomial approximation converge very fast for approximating smooth functions. The ChebNets constructed in last section can be used to approximate general smooth functions. There are three steps in using ChebNets for approximating general smooth functions.

1. Construct the Chebyshev polynomial approximation for given smooth function. This can be done by using fast Fourier transform [55]. For low dimensional problem, e.g. for $d < 4$, one may use tensor-product grids. For high dimensional problem, one may use sparse grids or other downward closed sparse polynomial approximations. The fast Chebyshev transform on sparse grids is constructed by [44]. For problems in unbounded high dimensional domain, one can use mapped Chebyshev method, fast convergence [41] and fast Chebyshev transform [45] are also available.
2. Construct the corresponding ChebNets for the polynomial approximation obtained from the first step using constructions described in Section 2.
3. Fine-tune the constructed ChebNets using more data to improve the approximation accuracy.

There are several remarks on the approximation properties of the ChebNet for general smooth functions.

Remark 5 If the coefficients of the truncated Chebyshev expansion and the coefficients of truncated power series are calculated without any numerical error, then the approximation property of Theorem 1 applies to both PowerNets and ChebNets. However, in practice, we work with float-point numbers with finite precision, where ChebNets should be more stable. The conclusion comes from equation (1.4) and Table 2 in next section, where we see the condition number of the transform matrix associated PowerNets grows geometrically, while it grows linearly for ChebNets.

Remark 6 When the function values are given on Chebyshev-Gauss-Lobatto points, we can compute the Chebyshev coefficients stably using $\mathcal{O}(n \log n)$ operations, here n is the number of points. On the other hand, the computing of power series needs $\mathcal{O}(n^2)$ operations, and some significant digits may be lost due to the bad condition number. When the function values are given on random points, then we may calculate Chebyshev coefficients and power series using the method of least squares. The ReLU networks based on polynomial approximations have a similar computational cost for construction, but the resulting networks are much larger.

Remark 7 For high dimensional problems, we use sparse grid Chebyshev approximations to build ChebNets. It is known that sparse grid is not isotropic, i.e. using different coordinates may have different convergence properties. Another issue is that the complexity of sparse grids still weak-exponentially depends on dimension d . To overcome these two issues, one may add one extra full connected RePU subnet to accomplish dimension reduction or coordinates transform before feeding the data into ChebNets. The networks can be trained separately or collectively.

Remark 8 Regarding the question whether ChebNets can approximate any smooth function, we quote the following proposition, which is a corollary of the Stone approximation theorem, see e.g. Chapter 6 of [56].

Proposition 7 *Let X be a compact set in n dimensional space. The polynomials in n variables form a dense set in $C(X)$.*

So, provided that best polynomial approximations can be obtained, we can construct corresponding ChebNets to approximate any smooth functions of interested defined on a compact set. But best polynomial approximations are not easy to obtain. We usually use interpolation or spectral transform to obtain polynomial approximations of smooth functions, which in general are not but close to the optimal ones. ChebNets constructed basing on these polynomial approximations can be further fine-tuned to get more and more close to optimal, which will be demonstrated in next section.

4 Numerical experiments

In this section, we show the performance of ChebNets in approximating given smooth functions, and compare the results with PowerNets. In this paper we focus on the performance differences between ChebNets and PowerNets, so we only use 1-dimensional examples.

4.1 Numerical results

We test two smooth functions defined as follows.

- (1) Gauss function:

$$f_1(x) = \exp(-x^2), \quad x \in [-1, 1]. \quad (4.1)$$

- (2) A smooth but not analytic function:

$$f_2(x) = \begin{cases} \exp(-\frac{1}{x^2}), & x \neq 0, \\ 0, & x = 0. \end{cases} \quad (4.2)$$

We use truncated N item Legendre and Chebyshev polynomial approximations for PowerNet and ChebNet, respectively. For PowerNet, we transform the Legendre approximation to power series representation before using the construction method proposed in [23].

The L^2 errors of ChebNets and PowerNets in approximating function f_2 are presented in Table 1, from which we see that PowerNets give slightly better results than ChebNets when $n \leq 24$, which is because the underlying Legendre polynomial expansions used by PowerNet are orthogonal in standard L^2 space, while Chebyshev polynomials are orthogonal with respect to weighted L^2 inner product. But, for $n \geq 32$, the performance of PowerNets deteriorate quickly as n increases, while no observable deterioration happens to ChebNets. This is

due to the bad-condition problem associated with monomial bases, which will be explained in next subsection and Table 2. We note that, if high-accuracy is not required, then PowerNets could give slightly better results than ChebNets, as showed in Table 1. But for problems in which accuracy and efficiency are important, ChebNets with high-degree polynomial approximations are a better choice.

Table 1 The L^2 error of using PowerNets and ChebNets to approximate function f_2 defined in (4.2) using different numbers of polynomials.

degree n	PowerNet	ChebNet
8	3.98e-3	4.13e-3
16	3.94e-4	4.14e-4
24	5.38e-5	5.57e-5
32	1.57e-5	9.18e-6
36	4.78e-2	2.88e-6
40	1.78e5	1.46e-6
44	5.53e10	8.41e-7

Next, we use 200 uniform points from the interval $[-1, 1]$ as training data to fine-tune PowerNets and ChebNets. All the experiments are executed using Tensorflow with RMSPropOptimizer, where $\gamma = 0.99$, $\eta = 0.00001$. The loss function during training is the average of l_2 norm squared.

We take polynomial approximations of degree $n = 15$ for Gauss function defined in (4.1) and show the training performances in Figure 1, where the horizontal axis represents the iteration number of training, and the vertical axis is the error on training set. We see the initial errors are almost the same. After training, the error of ChebNet on the right plot is reduced to less than $1/6$ of the original error, while the error of PowerNet decreases only a very small percentage.

Polynomial approximation of degree $n = 11$ is taken for f_2 defined in (4.2) and the results are shown in Figure 2. Similar to Gauss function, the error of ChebNet is reduced much more than PowerNet after training. Actually, in this case the PowerNet is very hard to train, the error increased after training. Notice that the precision is not high by taking $n = 11$, so we hope to achieve high-accuracy and compare the corresponding results for $n = 30$. However, PowerNet blows up after the 1st iteration of training for $n = 30$. On the other hand side, the ChebNet can still be trained and obtains better accuracy.

4.2 Explanations of the numerical experiments

We give some explanations on the numerical results here. To approximate a function $f(x)$, we do in PowerNet as follows:

$$f(x) \approx f_n = \sum_{j=0}^n a_j L_j(x) = \sum_{j=0}^n \tilde{a}_j x^j, \quad (4.3)$$

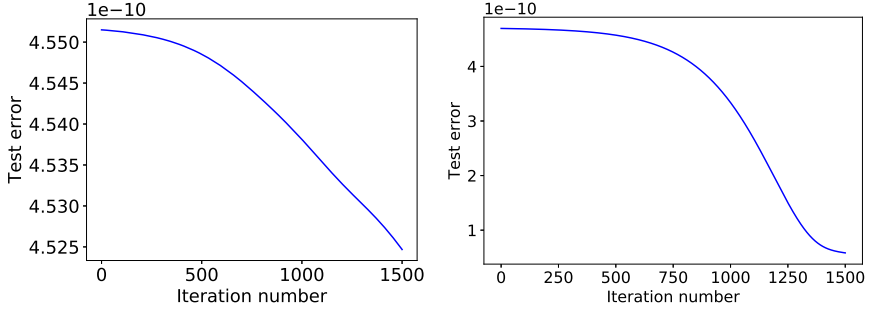


Fig. 1 Training results of PowerNet (left) and ChebNet (right) constructed to approximate Gauss function with $n = 15$. L^2 norm is used for test error.

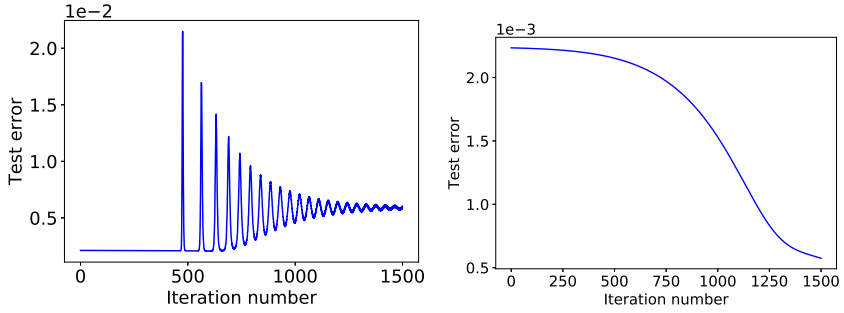


Fig. 2 Training results of PowerNet (left) and ChebNet (right) constructed to approximate function f_2 defined in (4.2) with $n = 11$.

where $L_j(x)$ are Legendre polynomials, \tilde{a}_j are calculated using a linear transform

$$\begin{bmatrix} \tilde{a}_0 \\ \tilde{a}_1 \\ \vdots \\ \tilde{a}_n \end{bmatrix} = B_n \begin{bmatrix} a_0 \\ a_1 \\ \vdots \\ a_n \end{bmatrix}. \quad (4.4)$$

Correspondingly, the following formula are used in constructing ChebNet:

$$f(x) \approx f_n = \sum_{j=0}^n c_j T_j(x) = \sum_{j=0}^n \tilde{c}_j \hat{T}_j(x), \quad (4.5)$$

where c_j and \tilde{c}_j satisfy

$$\begin{bmatrix} \tilde{c}_0 \\ \tilde{c}_1 \\ \vdots \\ \tilde{c}_n \end{bmatrix} = H_n \begin{bmatrix} c_0 \\ c_1 \\ \vdots \\ c_n \end{bmatrix}. \quad (4.6)$$

Here H_n is the first $(n+1) \times (n+1)$ sub-matrix of S_m with $m = \lfloor \log_2 n \rfloor$.

Now we plot $c_j, \tilde{c}_j, a_j, \tilde{a}_j$, $j = 0, \dots, n$ in Figure 3-6 for approximating Gauss function $f_1(x)$ using 15 terms and for approximating function f_2 with 30 terms. From these figures, we see the differences between c_j and \tilde{c}_j are small, but the differences between a_j and \tilde{a}_j are very large, when n is large. Especially, in approximating function f_2 with $n = 30$ using power series expansion, we have some coefficients almost as large as 4×10^5 , see Figure 5. The big coefficients make the resulting PowerNets deteriorate and hard to train.

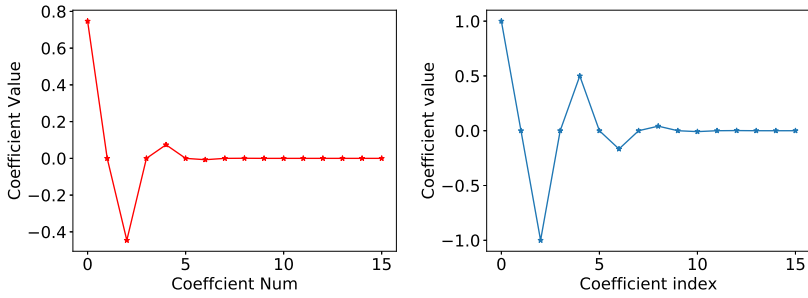


Fig. 3 The coefficients of Legendre expansion: $a_j, j = 0, \dots, n$ (Left) and power series expansion: $\tilde{a}_j, j = 0, \dots, n$ (Right) for Gauss function with $n = 15$.

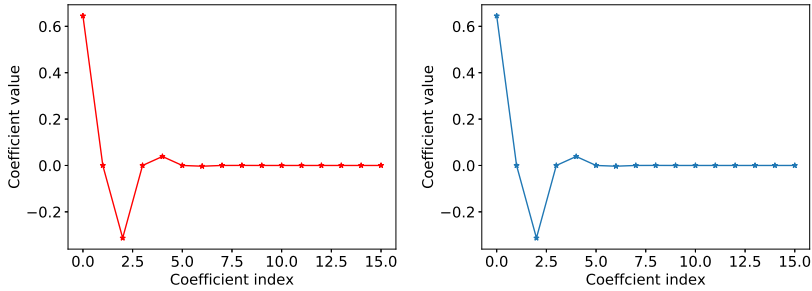


Fig. 4 The coefficients of Chebyshev expansion: $c_j, j = 0, \dots, n$ (Left) and coefficients of hierarchical Chebyshev expansion: $\tilde{c}_j, j = 0, \dots, n$ (Right) for Gauss function with $n = 15$.

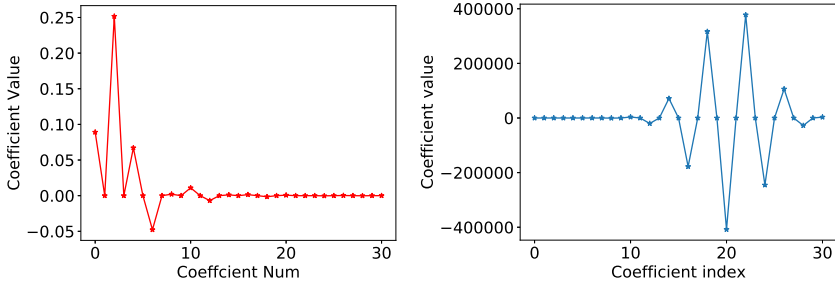


Fig. 5 The coefficients of Legendre expansion: $a_j, j = 0, \dots, n$ (Left) and coefficients of power series expansion: $\tilde{a}_j, j = 0, \dots, n$ (Right) for function f_2 defined in (4.2) with $n = 30$.

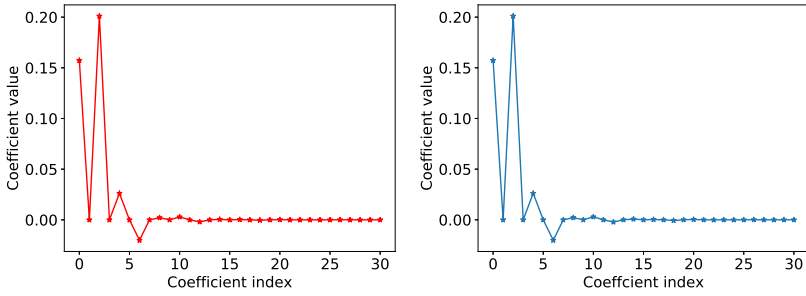


Fig. 6 The coefficients of Chebyshev expansion: $c_j, j = 0, \dots, n$ (Left), and coefficients of hierarchical Chebyshev expansion: $\tilde{c}_j, j = 0, \dots, n$ (Right), for function f_2 defined in (4.2) with $n = 30$.

To explain why big coefficients happen, we calculate the condition numbers of B_n and H_n , denoted by $\kappa(B_n)$ and $\kappa(H_n)$, and the results are showed in Table 2. We see from the table that the condition number of $\kappa(B_n)$ increases exponentially fast, but the condition number of $\kappa(H_n)$ increases slowly as n increases. The large condition number of B_n indicates that transform from Legendre expansion to power series is not a good approach, which may introduce large numerical error due to the large condition number. Meanwhile, the large power series expansion coefficients embedded into PowerNets make the nets hard to train using gradient method, due to large variation between gradients to different internal network parameters.

In Table 3, we also show the condition numbers of the corresponding transforms H_n , associated to the $\sigma_s, s = 2, 3, 4, 5, 6$ network construction based on Chebyshev approximations. From this table, we see the condition number of the transform is not very sensitive to s .

Table 2 The condition number of B_n, H_n for $s = 2$.

n	10	20	30	40
$\kappa(B_n)$	8.750e2	4.1e6	2.2e10	1.3e14
$\kappa(H_n)$	1.234e1	2.555e1	2.555e1	5.228e1

Table 3 The condition number of H_n for different s .

n	10	50	100	200	500	1000	2000
$s = 2$	1.234e1	5.228e1	1.062e2	2.150e2	4.338e2	8.736e2	1.757e3
$s = 3$	1.371e1	4.432e1	1.415e2	1.415e2	4.493e2	1.422e3	1.422e3
$s = 4$	6.008	3.285e1	1.772e2	1.772e2	9.538e2	9.538e2	5.130e3
$s = 5$	9.1002	6.582e1	6.582e1	4.714e2	4.714e2	3.371e3	3.371e3
$s = 6$	1.22e1	1.102e2	1.102e2	1.102e2	1.029e3	1.029e3	9.376e3

5 Conclusion

In this paper, we improve the RePU network construction based on polynomial approximation proposed recently in [23]. By removing the procedure of transforming a polynomial into a power series, and constructing deep RePU networks directly from Chebyshev polynomial approximation, we eliminate the numerical instability associated with the non-orthogonal monomial bases. Due to the availability of fast Chebyshev transforms, the proposed new approach, which we call ChebNets can be efficiently applied to a large class of smooth functions. Considering other good properties that RePU networks have: 1) obtain high order convergence with less layers than ReLU networks; 2) fit in the situation where derivatives are involved in the loss function; we expect that deep RePU networks, and particularly ChebNets, be more efficient in applications where high dimensional functions to be approximated are smooth.

Acknowledgments

This work was partially supported by NNSFC under Grant No. 12171467, 11771439, 12161141017.

Statements and Declarations

The authors declare that they have no conflict of interest.

Appendix A Realization of univariate Chebyshev polynomials with general RePUs

Here, we show how to extend the method in Theorem 3 to general RePU $\sigma_s(x)$, ($s = 2, 3, \dots$). The main results is given in the following theorem.

Theorem 8 Assume $p(x) = \sum_{j=0}^n b_j T_j(x)$ ($b_n \neq 0$), $x \in \mathbb{R}$, then there exists a σ_s neural network with at most $\lceil \log_s n \rceil + 1$ hidden layers to represent $p(x)$ exactly. The numbers of the total neurons and non-zero weights are of order $\mathcal{O}(n)$ and $\mathcal{O}(sn)$, respectively.

To prove this theorem, we need following two lemmas.

Lemma 3 For Chebyshev polynomials of the first kind $T_n(x)$, we have the following relationship

$$T_{rs+k}(x) = 2 \sum_{i=1}^r \delta_{r-i}^- \left[T_{is}(x)T_k(x) - T_{(i-1)s}(x)T_{s-k}(x) \right] + \delta_r^+ T_{s-k}(x) + \delta_r^- T_k(x), \quad (\text{A1})$$

where $2 \leq s \in \mathbb{N}$, $r \in \mathbb{N}$, $k = 1, 2, \dots, s-1$, and $\delta_r^\mp := \frac{1 \pm (-1)^r}{2}$. Note that $\delta_r^\mp = 1$ means r is an even/odd number.

Lemma 4 For a polynomial $P^{(k+1)}(x) = \sum_{j=0}^{s^{k+1}-1} b_j T_j(x)$ of degree $s^{k+1}-1$, there exists a set of polynomials $\{\tilde{P}_l^{(k)}(x)\}_{l=0}^{s-1}$ of degree up to s^k-1 , such that

$$P^{(k+1)}(x) = \tilde{P}_0^{(k)}(x) + \tilde{P}_1^{(k)}(x)T_1(T_{s^k}(x)) + \dots + \tilde{P}_{s-1}^{(k)}(x)T_{s-1}(T_{s^k}(x)), \quad (\text{A2})$$

where

$$\begin{aligned} \tilde{P}_l^{(k)}(x) &= \sum_{j=0}^{s^k-1} \tilde{A}_{l,j}^{(k)} T_j(x), \quad l = 0, 1, \dots, s-1, \\ \tilde{A}_{l,0}^{(k)} &= e_{s,k}^{(l \cdot s^k)} \cdot \mathbf{b}_k, \quad \tilde{A}_{l,j}^{(k)} = (2 - \delta_{l0}) \sum_{r=l}^{s-1} \left(\delta_{r-l}^- e_{s,k}^{(rs^k+j)} - \delta_{r-l}^+ e_{s,k}^{((r+1)s^k-j)} \right) \cdot \mathbf{b}_k, \\ e_{s,k}^{(i)} &= \overset{(i)}{\uparrow} [0, \dots, 0, 1, 0, \dots, 0] \in \mathbb{R}^{1 \times s^{k+1}}. \end{aligned}$$

In above expressions, δ_{nm} is the Kronecker delta, $l = 0, 1, \dots, s-1$, $j = 1, 2, \dots, s^k-1$, and $\mathbf{b}_k = [b_0, \dots, b_{s^{k+1}-1}]^T$.

Proof of Lemma 3. For $r = 1$, Eq (A1) is reduced to

$$T_{s+k}(x) = 2T_s(x)T_k(x) - T_{s-k}(x), \quad (\text{A3})$$

which is Eq (2.9) in Lemma 1.

When $r \geq 2$, for $2 \leq j \leq r$, using Eq (2.9) twice, we have

$$T_{js+k}(x) = 2T_{js}(x)T_k(x) - 2T_{(j-1)s}(x)T_{s-k}(x) + T_{(j-2)s+k}(x), \quad k = 1, 2, \dots, s-1. \quad (\text{A4})$$

If $r \geq 2$ is an odd number, summing up (A4) for $j = r, r-2, \dots, 3$ and (A3), we obtain

$$T_{rs+k}(x) = 2 \sum_{j=3, \text{odd}}^r [T_{js}(x)T_k(x) - T_{(j-1)s}(x)T_{s-k}(x)] + 2T_s(x)T_k(x) - T_{s-k}(x). \quad (\text{A5})$$

Similarly, if $r \geq 2$ is an even number, summing up (A4) for $j = r, r-2, \dots, 2$ leads to

$$T_{rs+k}(x) = 2 \sum_{j=2, \text{even}}^r [T_{js}(x)T_k(x) - T_{(j-1)s}(x)T_{s-k}(x)] + T_k(x). \quad (\text{A6})$$

Combining Eqs (A5) and (A6) together, we obtain equation (A1). \square

Proof of Lemma 4. First, we rewrite $P^{(k+1)}(x)$ as follows

$$P^{(k+1)}(x) = \sum_{j=0}^{s^k-1} b_j T_j(x) + \sum_{r=1}^{s-1} b_{rs^k} T_{rs^k}(x) + f_1(x) + f_2(x),$$

where $f_1(x)$, $f_2(x)$ contain all the terms of form $T_{rs^k+j}(x)$, $r \geq 1$, $j = 1, \dots, s^k - 1$. Using Lemma 3, we can write $f_1(x)$ and $f_2(x)$ as

$$\begin{aligned} f_1(x) &= \sum_{r=1}^{s-1} \sum_{j=1}^{s^k-1} b_{rs^k+j} \left[\delta_r^+ T_{s^k-j}(x) + \delta_r^- T_j(x) \right] \\ &= \sum_{j=1}^{s^k-1} \left[\sum_{r=1}^{s-1} \left(b_{rs^k+j} \delta_r^- + b_{(r+1)s^k-j} \delta_r^+ \right) \right] T_j(x), \end{aligned}$$

$$\begin{aligned} f_2(x) &= 2 \sum_{r=1}^{s-1} \sum_{j=1}^{s^k-1} b_{rs^k+j} \sum_{i=1}^r \delta_{r-i}^- \left[T_{is^k}(x) T_j(x) - T_{(i-1)s^k} T_{s^k-j}(x) \right] \\ &= \sum_{i=1}^{s-2} \left\{ 2 \sum_{j=1}^{s^k-1} \left[\sum_{r=i}^{s-1} \left(b_{rs^k+j} \delta_{r-i}^- - b_{(r+1)s^k-j} \delta_{r-i}^+ \right) \right] T_j(x) \right\} T_{is^k}(x) \\ &\quad - 2 \sum_{j=1}^{s^k-1} \left(\sum_{r=1}^{s-1} b_{(r+1)s^k-j} \delta_{r-1}^- \right) T_j(x) + 2 \left[\sum_{j=1}^{s^k-1} b_{(s-1)s^k+j} T_j(x) \right] T_{(s-1)s^k}(x). \end{aligned}$$

By arranging terms, we get

$$\begin{aligned} P^{(k+1)}(x) &= b_0 + \sum_{j=1}^{s^k-1} \left[b_j + \sum_{r=1}^{s-1} \left(b_{rs^k+j} \delta_r^- - b_{(r+1)s^k-j} \delta_r^+ \right) \right] T_j(x) \\ &\quad + \sum_{i=1}^{s-2} \left\{ b_{is^k} + 2 \sum_{j=1}^{s^k-1} \left[\sum_{r=i}^{s-1} \left(b_{rs^k+j} \delta_{r-i}^- - b_{(r+1)s^k-j} \delta_{r-i}^+ \right) \right] T_j(x) \right\} T_{is^k}(x) \\ &\quad + \left(b_{(s-1)s^k} + 2 \sum_{j=1}^{s^k-1} b_{(s-1)s^k+j} T_j(x) \right) T_{(s-1)s^k}(x). \end{aligned}$$

We obtain Eq. (A2) by using the fact $T_{mn}(x) = T_m(T_n(x))$. \square

Proof [sketch of the proof for Theorem 8] According to Corollary 1.1 and Corollary 2.1 in [25], polynomials of degree $\leq s$ can be accurately represented by σ_s -neural networks with only one hidden layer, and moreover, polynomials of degree $< s$ with variable coefficients can also be realized by σ_s -neural networks with only one hidden layer. More precisely,

$$\begin{aligned} \sum_{j=0}^s d_j x^j &= d_0 + \sum_{j=1}^s d_j \left(\gamma_{1,j}^T \sigma_s(\alpha_1 x + \beta_1) + \lambda_{0,j} \right), \\ \sum_{t=0}^{s-1} x^t y_t &= \sum_{t=0}^{s-1} \gamma_{2,t}^T \sigma_s(\alpha_{2,t,1} x + \alpha_{2,t,2} y_t + \beta_{2,t}), \end{aligned}$$

where $\alpha_1, \beta_1, \gamma_{1,j}, \lambda_{0,j}, \alpha_{2,t,1}, \alpha_{2,t,2}, \beta_{2,t}, \gamma_{2,t}$ are constant vectors, y_t are variable coefficients. Using the above results, we have that $\sum_{j=0}^s b_j T_j(x)$, $\sum_{t=0}^{s-1} y_t T_t(x)$ can be realized by σ_s networks of only one hidden layer having same network structures as in the PowerNet case.

Eq (A2) in Lemma 4 can be regarded as a polynomials of degree $s-1$ of variable $T_{s^k}(x)$ after $\tilde{P}_l^{(k)}(x)$, $l = 0, 1, \dots, s-1$ and $T_{s^k}(x)$ are calculated out. Thus it can be realized by a σ_s network of one hidden layer. Since $T_{s^k}(x) = T_s(T_{s^{k-1}}(x))$, and $\tilde{P}_l^{(k)}(x)$ are polynomials of degree less than s^k , the overall calculation of $P^{(k+1)}(x)$ can be realized recursively. The overall network structure is similar to the PowerNet case (see Theorem 2 in [25]). So, for a polynomial of degree at most n , the number of total hidden layers in such a recursive realization is $\lceil \log_s n \rceil + 1$. The number of nodes and nonzero weights are $\mathcal{O}(n)$ and $\mathcal{O}(sn)$, respectively. \square

Similar to σ_2 case, the recursive realization is equivalent to first transform the representation from Chebyshev polynomial expansion to hierarchical Chebyshev expansion based on s -section, then use the procedure of building σ_s PowerNets to build the overall σ_s network realization of the Chebyshev expansions. Now we describe how to generate the transform matrix from standard Chebyshev expansion to hierarchical Chebyshev expansion.

For convenience, let's denote that

$$A_{l,0}^{(k)} = e_{s,k}^{(ls^k)}, \quad A_{l,j}^{(k)} = (2 - \delta_{l0}) \cdot \sum_{r=l}^{s-1} \left(\delta_{r-l}^- e_{s,k}^{(rs^k+j)} - \delta_{r-l}^+ e_{s,k}^{((r+1)s^k-j)} \right).$$

- For $k = 0$, let $P^{(1)}(x) = \sum_{j=0}^{s-1} b_j T_j(x)$, Eq (A2) is

$$P^{(1)}(x) = B_0 + B_1 T_1(T_{s^0}(x)) + B_2 T_2(T_{s^0}(x)) + \dots + B_{s-1} T_{s-1}(T_{s^0}(x)),$$

and then

$$\begin{bmatrix} B_0 \\ \vdots \\ B_{s-1} \end{bmatrix} = S_0 \mathbf{b}_0, \quad S_0 = I_s.$$

- For $k = 1$, $P^{(2)}(x) = \sum_{j=0}^{s^2-1} b_j T_j(x)$, according to Lemma 4, we can rewrite it as

$$P^{(2)}(x) = P_0^{(1)}(x) + P_1^{(1)}(x) T_1(T_s(x)) + \dots + P_{s-1}^{(1)}(x) T_{s-1}(T_s(x)).$$

Since $\deg(P_{i_1}^{(1)}) = s-1$, so we can write $P_{i_1}^{(1)}$ as

$$P_{i_1}^{(1)}(x) = \tilde{b}_{1,0}^{(i_1)} + \tilde{b}_{1,1}^{(i_1)} T_1(x) + \tilde{b}_{1,2}^{(i_1)} T_2(x) + \dots + \tilde{b}_{1,s-1}^{(i_1)} T_{s-1}(x),$$

where $i_1 = 0, 1, \dots, s-1$. On the other hand, we have

$$P_{i_1}^{(1)}(x) = B_0^{(i_1)} + B_1^{(i_1)}T_1\left(T_{s^0}(x)\right) + \dots + B_{s-1}^{(i_1)}T_{s-1}\left(T_{s^0}(x)\right).$$

From the conclusion of $k = 0$, and the conclusion in Lemma 4, we get

$$M^{(i_1)} := \begin{bmatrix} B_0^{(i_1)} \\ \vdots \\ B_{s-1}^{(i_1)} \end{bmatrix} = S_0 \begin{bmatrix} \tilde{b}_{1,0}^{(i_1)} \\ \vdots \\ \tilde{b}_{1,s-1}^{(i_1)} \end{bmatrix}, \text{ and } \begin{bmatrix} \tilde{b}_{1,0}^{(i_1)} \\ \vdots \\ \tilde{b}_{1,s-1}^{(i_1)} \end{bmatrix} = \begin{bmatrix} A_{i_1,0}^{(1)} \\ \vdots \\ A_{i_1,s-1}^{(1)} \end{bmatrix} \mathbf{b}_1 =: R_{i_1}^{(1)} \mathbf{b}_1,$$

then

$$\begin{bmatrix} M^{(0)} \\ \vdots \\ M^{(s-1)} \end{bmatrix} = (I_s \otimes S_0) \begin{bmatrix} R_0^{(1)} \\ \vdots \\ R_{s-1}^{(1)} \end{bmatrix} \mathbf{b}_1 =: S_1 \mathbf{b}_1.$$

- For $k = 2$, $P^{(3)}(x) = \sum_{j=0}^{s^3-1} b_j T_j(x)$, according to Lemma 4, we can rewrite it as

$$P^{(3)}(x) = P_0^{(2)}(x) + P_1^{(2)}(x)T_1\left(T_{s^2}(x)\right) + \dots + P_{s-1}^{(2)}(x)T_{s-1}\left(T_{s^2}(x)\right).$$

The condition $\deg(P_{i_2}^{(2)}) = s^2 - 1$ is satisfied at this time, so we can write

$$P_{i_1}^{(2)}(x) = \tilde{b}_{2,0}^{(i_1)} + \tilde{b}_{2,1}^{(i_1)}T_1(x) + \dots + \tilde{b}_{2,s^2-1}^{(i_1)}T_{s^2-1}(x),$$

where $i_1 = 0, 1, \dots, s-1$. And on the other hand, by Lemma 4 we have,

$$P_{i_1}^{(2)}(x) = \tilde{P}_{i_1,0}^{(2)}(x) + \tilde{P}_{i_1,1}^{(2)}(x)T_1\left(T_s(x)\right) + \dots + \tilde{P}_{i_1,s-1}^{(2)}(x)T_{s-1}\left(T_s(x)\right),$$

where $\deg(\tilde{P}_{i_1,i_2}^{(2)}(x)) = s-1$, $i_2 = 0, 1, \dots, s-1$. So, we can write

$$\begin{aligned} \tilde{P}_{i_1,i_2}^{(2)}(x) &= \tilde{b}_{2,0}^{(i_1,i_2)} + \tilde{b}_{2,1}^{(i_1,i_2)}T_1(x) + \dots + \tilde{b}_{2,s-1}^{(i_1,i_2)}T_{s-1}(x) \\ &= B_0^{(i_1,i_2)} + B_1^{(i_1,i_2)}T_1\left(T_{s^0}(x)\right) + \dots + B_{s-1}^{(i_1,i_2)}T_{s-1}\left(T_{s^0}(x)\right). \end{aligned}$$

So, from the conclusion of $k = 0$, and Lemma 4, we obtain

$$M^{(i_1,i_2)} := \begin{bmatrix} B_0^{(i_1,i_2)} \\ \vdots \\ B_{s-1}^{(i_1,i_2)} \end{bmatrix} = S_0 \begin{bmatrix} \tilde{b}_{2,0}^{(i_1,i_2)} \\ \vdots \\ \tilde{b}_{2,s-1}^{(i_1,i_2)} \end{bmatrix} = S_0 R_{i_2}^{(1)} \begin{bmatrix} \tilde{b}_{2,0}^{(i_1)} \\ \vdots \\ \tilde{b}_{2,s^2-1}^{(i_1)} \end{bmatrix} = S_0 R_{i_2}^{(1)} R_{i_1}^{(2)} \mathbf{b}_2,$$

and then

$$\begin{bmatrix} M^{(0,0)} \\ \vdots \\ M^{(s-1,s-1)} \end{bmatrix} = (I_s \otimes S_1) R^{(2)} \mathbf{b}_2 =: S_2 \mathbf{b}_2.$$

- Similarly, for $k \geq 3$, take $P^{(k+1)}(x) = \sum_{j=0}^{s^{k+1}-1} b_j T_j(x)$, it can be rewritten as

$$P^{(k+1)}(x) = P_0^{(k)}(x) + P_1^{(k)}(x)T_1\left(T_{s^k}(x)\right) + \cdots + P_{s-1}^{(k)}(x)T_{s-1}\left(T_{s^k}(x)\right).$$

We get

$$M_k = \begin{bmatrix} M^{(0,\dots,0,0)} \\ M^{(0,\dots,0,1)} \\ \vdots \\ M^{(s-1,\dots,s-1)} \end{bmatrix} = \left(I_s \otimes S_{k-1}\right) R^{(k)} \mathbf{b}_k =: S_k \mathbf{b}_k,$$

$$M^{(i_1,i_2,\dots,i_k)} = \begin{bmatrix} B_0^{(i_1,i_2,\dots,i_k)} \\ \vdots \\ B_{s-1}^{(i_1,i_2,\dots,i_k)} \end{bmatrix}, \quad R^{(k)} = \begin{bmatrix} R_0^{(k)} \\ \vdots \\ R_{s-1}^{(k)} \end{bmatrix}, \quad R_i^{(k)} = \begin{bmatrix} A_{i,0}^{(k)} \\ \vdots \\ A_{i,s^k-1}^{(k)} \end{bmatrix},$$

where $i = 0, 1, \dots, s-1$.

Remark 9 In particular, when $s = 2$, the transform matrix S_k derived above is equivalent to (2.22). When $s = 3$, the matrix S_k can be expressed as follows

$$S_0 = I_3, \quad S_k := \left(I_3 \otimes S_{k-1}\right) \begin{bmatrix} I_{3^{k+1}} & A_k^{(1)} & A_k^{(2)} \\ \mathbf{0} & 2I_{3^k} & A_k^{(3)} \\ \mathbf{0} & \mathbf{0} & 2I_{3^k-1} \end{bmatrix}, \quad \text{for } k \geq 1, \quad (\text{A7})$$

$$A_k^{(1)} := \begin{bmatrix} -J_{3^k} \\ \mathbf{0}_{1 \times 3^k} \end{bmatrix}, \quad A_k^{(2)} := \begin{bmatrix} \mathbf{0}_{1 \times (3^k-1)} \\ I_{3^k-1} \\ \mathbf{0}_{1 \times (3^k-1)} \end{bmatrix}, \quad A_k^{(3)} := \begin{bmatrix} \mathbf{0}_{1 \times (3^k-1)} \\ -2J_{3^k-1} \end{bmatrix}, \quad (\text{A8})$$

where I_n, J_n denotes the unit matrix of order n and the oblique diagonal unit matrix of order n , respectively.

References

- [1] Hinton, G., Osindero, S., Teh, Y.-W.: A fast learning algorithm for deep belief nets. *Neural Computation* **18**(7), 1527–1554 (2006). <https://doi.org/10.1162/neco.2006.18.7.1527>
- [2] Bengio, Y., Lamblin, P., Popovici, D., Larochelle, H.: Greedy layer-wise training of deep networks. In: *Advances in Neural Information Processing Systems*, pp. 153–160 (2007)

- [3] Hinton, G., Deng, L., Yu, D., Dahl, G., Mohamed, A., Jaitly, N., Senior, A., Vanhoucke, V., Nguyen, P., Kingsbury, B., Sainath, T.: Deep neural networks for acoustic modeling in speech recognition. *IEEE Signal Process. Mag.* **29** (2012)
- [4] Krizhevsky, A., Sutskever, I., Hinton, G.E.: ImageNet classification with deep convolutional neural networks. *Neural Information Processing Systems* **141**(5), 1097–1105 (2012)
- [5] LeCun, Y., Bengio, Y., Hinton, G.: Deep learning. *Nature* **521**(7553), 436–444 (2015)
- [6] He, K., Zhang, X., Ren, S., Sun, J.: Deep residual learning for image recognition. In: *Proceedings of the IEEE Conference on Computer Vision and Pattern Recognition*, pp. 770–778 (2016)
- [7] Zhang, L., Han, J., Wang, H., Car, R., E, W.: Deep potential molecular dynamics: A scalable model with the accuracy of quantum mechanics. *Phys. Rev. Lett.* **120**(14), 143001 (2018)
- [8] E, W., Yu, B.: The deep Ritz method: A deep learning-based numerical algorithm for solving variational problems. *Commun. Math. Stat.* **6**(1), 1–12 (2018). <https://doi.org/10.1007/s40304-018-0127-z>
- [9] Han, J., Jentzen, A., E, W.: Solving high-dimensional partial differential equations using deep learning. *Proceedings of the National Academy of Sciences* **115**(34), 8505–8510 (2018). <https://doi.org/10.1073/pnas.1718942115>
- [10] Kutyniok, G., Petersen, P., Raslan, M., Schneider, R.: A theoretical analysis of deep neural networks and parametric PDEs. *Constructive Approximation* **55**, 73–125 (2022) [arXiv:1904.00377](https://arxiv.org/abs/1904.00377)
- [11] Cybenko, G.: Approximation by superpositions of a sigmoidal function. *Math. Control Signal Systems* **2**(4), 303–314 (1989). <https://doi.org/10.1007/BF02551274>
- [12] Hornik, K., Stinchcombe, M., White, H.: Multilayer feedforward networks are universal approximators. *Neural Networks* **2**(5), 359–366 (1989)
- [13] Mhaskar, H.N.: Neural networks for optimal approximation of smooth and analytic functions. *Neural Computation* **8**(1), 164–177 (1996). <https://doi.org/10.1162/neco.1996.8.1.164>
- [14] Telgarsky, M.: Representation benefits of deep feedforward networks. *ArXiv150908101 Cs* (2015)

- [15] Eldan, R., Shamir, O.: The power of depth for feedforward neural networks. JMLR Workshop Conf. Proc. **49**, 1–34 (2016)
- [16] Poggio, T., Mhaskar, H., Rosasco, L., Miranda, B., Liao, Q.: Why and when can deep-but not shallow-networks avoid the curse of dimensionality: A review. Int. J. Autom. Comput. **14**(5), 503–519 (2017). <https://doi.org/10.1007/s11633-017-1054-2>
- [17] Liang, S., Srikant, R.: Why deep neural networks for function approximation? arXiv:1610.04161, ICLR (2017) [arXiv:1610.04161](https://arxiv.org/abs/1610.04161) [cs]
- [18] Telgarsky, M.: Benefits of depth in neural networks. In: JMLR: Workshop and Conference Proceedings, vol. 49, pp. 1–23 (2016)
- [19] Yarotsky, D.: Error bounds for approximations with deep ReLU networks. Neural Networks **94**, 103–114 (2017). <https://doi.org/10.1016/j.neunet.2017.07.002>
- [20] Petersen, P., Voigtlaender, F.: Optimal approximation of piecewise smooth functions using deep ReLU neural networks. Neural Networks **108**, 296–330 (2018). <https://doi.org/10.1016/j.neunet.2018.08.019>
- [21] E, W., Wang, Q.: Exponential convergence of the deep neural network approximation for analytic functions. Sci. China Math. **61**(10), 1733–1740 (2018)
- [22] Opschoor, J.A.A., Schwab, C., Zech, J.: Exponential ReLU DNN expression of holomorphic maps in high dimension. Constructive Approximation (2021). <https://doi.org/10.1007/s00365-021-09542-5>
- [23] Li, B., Tang, S., Yu, H.: Better approximations of high dimensional smooth functions by deep neural networks with rectified power units. Commun. Comput. Phys. **27**(2), 379–411 (2020)
- [24] Mhaskar, H.N.: Approximation properties of a multilayered feedforward artificial neural network. Adv. Comput. Math. **1**(1), 61–80 (1993)
- [25] Li, B., Tang, S., Yu, H.: PowerNet: Efficient representations of polynomials and smooth functions by deep neural networks with rectified power units. arXiv:1909.05136, J. Math. Study **53**(2), 159–191 (2020)
- [26] Raissi, M., Perdikaris, P., Karniadakis, G.E.: Physics-informed neural networks: A deep learning framework for solving forward and inverse problems involving nonlinear partial differential equations. J. Comput. Phys. **378**, 686–707 (2019). <https://doi.org/10.1016/j.jcp.2018.10.045>
- [27] Xu, J.: Finite neuron method and convergence analysis. Commun.

- Comput. Phys. **28**(5), 1707–1745 (2020). <https://doi.org/10.4208/cicp.OA-2020-0191>
- [28] Yu, H., Tian, X., E, W., Li, Q.: OnsagerNet: Learning stable and interpretable dynamics using a generalized Onsager principle. Phys. Rev. Fluids **6**(11), 114402 (2021) [arxiv:2009.02327](https://arxiv.org/abs/2009.02327). <https://doi.org/10.1103/PhysRevFluids.6.114402>
- [29] Lyu, L., Zhang, Z., Chen, M., Chen, J.: MIM: A deep mixed residual method for solving high-order partial differential equations. J. Comput. Phys. **452**, 110930 (2022). <https://doi.org/10.1016/j.jcp.2021.110930>
- [30] Gautschi, W.: Optimally scaled and optimally conditioned Vandermonde and Vandermonde-like matrices. BIT Numerical Mathematics **51**(1), 103–125 (2011). <https://doi.org/10.1007/s10543-010-0293-1>
- [31] Higham, N.J.: Error analysis of the Björck-Pereyra algorithms for solving Vandermonde systems. Numer. Math. **50**(5), 613–632 (1987). <https://doi.org/10.1007/BF01408579>
- [32] Boyd, J.P.: Chebyshev and Fourier Spectral Methods, 2nd edn. Dover Publications, INC., New York (2000)
- [33] Platte, R.B., Trefethen, L.N.: Chebfun: A New Kind of Numerical Computing. In: Fitt, A.D., Norbury, J., Ockendon, H., Wilson, E. (eds.) Progress in Industrial Mathematics at ECMI 2008. Mathematics in Industry, pp. 69–87. Springer, Berlin, Heidelberg (2010). https://doi.org/10.1007/978-3-642-12110-4_5
- [34] Defferrard, M., Bresson, X., Vandergheynst, P.: Convolutional neural networks on graphs with fast localized spectral filtering. Advances in Neural Information Processing Systems 29, 3844–3852 (2016) [arXiv:1606.09375](https://arxiv.org/abs/1606.09375)
- [35] Wang, X., Sloan, I.: Why are high-dimensional finance problems often of low effective dimension? SIAM J. Sci. Comput. **27**(1), 159–183 (2005). <https://doi.org/10.1137/S1064827503429429>
- [36] Yserentant, H.: On the regularity of the electronic Schrödinger equation in Hilbert spaces of mixed derivatives. Numer. Math. **98**(4), 731–759 (2004)
- [37] Smolyak, S.A.: Quadrature and interpolation formulas for tensor products of certain classes of functions. Dokl Akad Nauk SSSR **148**(5), 1042–1045 (1963)
- [38] Bungartz, H.J., Griebel, M.: Sparse grids. Acta Numer. **13**, 1–123 (2004)
- [39] Barthelmann, V., Novak, E., Ritter, K.: High dimensional polynomial

- interpolation on sparse grids. *Adv. Comput. Math.* **12**(4), 273–288 (2000)
- [40] Shen, J., Wang, L.L.: Sparse spectral approximations of high-dimensional problems based on hyperbolic cross. *SIAM J Numer Anal* **48**(4), 1087–1109 (2010)
 - [41] Shen, J., Wang, L.L., Yu, H.: Approximations by orthonormal mapped Chebyshev functions for higher-dimensional problems in unbounded domains. *J. Comput. Appl. Math.* **265**, 264–275 (2014)
 - [42] Bungartz, H.J.: An adaptive Poisson solver using hierarchical bases and sparse grids. In: *Iterative Methods in Linear Algebra*, Brussels, Belgium, pp. 293–310 (1992)
 - [43] Lin, Q., Yan, N., Zhou, A.: A sparse finite element method with high accuracy: Part I. *Numer. Math.* **88**(4), 731–742 (2001). <https://doi.org/10.1007/PL00005456>
 - [44] Shen, J., Yu, H.: Efficient spectral sparse grid methods and applications to high-dimensional elliptic problems. *SIAM J. Sci. Comput.* **32**(6), 3228–3250 (2010)
 - [45] Shen, J., Yu, H.: Efficient spectral sparse grid methods and applications to high-dimensional elliptic equations II: Unbounded domains. *SIAM J. Sci. Comput.* **34**(2), 1141–1164 (2012)
 - [46] Guo, W., Cheng, Y.: A sparse grid discontinuous galerkin method for high-dimensional transport equations and its application to kinetic simulations. *SIAM J. Sci. Comput.* **38**(6), 3381–3409 (2016)
 - [47] Rong, Z., Shen, J., Yu, H.: A nodal sparse grid spectral element method for multi-dimensional elliptic partial differential equations. *Int. J. Numer. Anal. Model.* **14**(4-5), 762–783 (2017)
 - [48] Griebel, M., Hamaekers, J.: Sparse grids for the Schrödinger equation. *Math. Model. Numer. Anal.* **41**(2), 215–247 (2007)
 - [49] Avila, G., Carrington, T.: Solving the Schrödinger equation using Smolyak interpolants. *J. Chem. Phys.* **139**(13), 134114 (2013)
 - [50] Shen, J., Wang, Y., Yu, H.: Efficient spectral-element methods for the electronic Schrödinger equation. In: Garcke, J., Pflüger, D. (eds.) *Sparse Grids and Applications - Stuttgart 2014. Lecture Notes in Computational Science and Engineering*, pp. 265–289. Springer International Publishing, Stuttgart (2016)
 - [51] Schwab, C., Todor, R.A.: Sparse finite elements for elliptic problems with

- stochastic loading. *Numerische Mathematik* **95**(4), 707–734 (2003)
- [52] Nobile, F., Tempone, R., Webster, C.: A sparse grid stochastic collocation method for partial differential equations with random input data. *SIAM J. Numer. Anal.* **46**(5), 2309–2345 (2008). <https://doi.org/10.1137/060663660>
- [53] Montanelli, H., Du, Q.: New error bounds for deep ReLU networks using sparse grids. *SIAM J. Math. Data Sci.* **1**(1), 78–92 (2019)
- [54] Cohen, A., DeVore, R.: Approximation of high-dimensional parametric PDEs. *Acta Numer.* **24**, 1–159 (2015)
- [55] Trefethen, L.N.: *Spectral Methods in MATLAB. Software, Environments, and Tools*. Society for Industrial and Applied Mathematics (SIAM), Philadelphia, PA (2000)
- [56] Cheney, E.W.: *Introduction to Approximation Theory*, 2nd edn. AMS Chelsea Publishing, Rhode Island (1982)