

ChebNet: Efficient and Stable Constructions of Deep Neural Networks with Rectified Power Units using Chebyshev Approximation

Shanshan Tang^{b,a,1}, Bo Li^{b,a}, Haijun Yu^{a,b,*}

^aNCMIS & LSEC, Institute of Computational Mathematics and Scientific/Engineering Computing,
Academy of Mathematics and Systems Science, Beijing 100190, China

^bSchool of Mathematical Sciences, University of Chinese Academy of Sciences, Beijing 100049, China

Abstract

In a recent paper[B. Li, S. Tang and H. Yu, arXiv:1903.05858, to appear on Commun. Comput. Phys. 2019], we show that deep neural networks with rectified power units (RePU) can give better approximation for sufficient smooth functions than those with rectified linear units by stably converting polynomial approximation given in power series into deep neural networks with optimal complexity and no approximation error. However, in practice, power series are not easy to compute. In this paper, we propose a new and more stable way to construct deep RePU neural networks using Chebyshev polynomial approximations. By using a hierarchical structure of Chebyshev polynomial approximation in frequency domain, we build efficient and stable deep neural network constructions. In theory, ChebNets and the deep RePU nets based on Power series have the same upper error bounds for general function approximations. But, numerically, ChebNets are much more stable. The constructed ChebNets can be further trained and obtain much better results than those obtained by training deep RePU nets constructed basing on power series.

Keywords: Deep neural networks, rectified power units, Chebyshev polynomial, ChebNet, stability

1. Introduction

Deep neural networks (DNNs), which compose multi-layers of affine transforms and nonlinear activations, is getting more and more popular as a universal modeling tool since the seminal works by Hinton et al.[1] and Bengio et al.[2]. DNNs have greatly boosted the developments in different areas including image classification, speech recognition, computational chemistry, numerical solutions of high-dimensional partial differential equations and other scientific problems, see e.g. [3, 4, 5, 6, 7, 8, 9, 10] and the references therein.

The basic fact behinds the success of DNNs is that DNNs are universal approximators. It is well-known that neural networks with only one hidden layer can approximate any C^0 or L^1 functions with any given error tolerance[11, 12]. In fact, for neural networks with only one-hidden layer of non-polynomial C^∞ activation functions, Mhaskar proved that the upper error bound of approximating multidimensional functions is of spectral type: Error rate $\varepsilon = n^{-k/d}$ can be obtained theoretically for approximating functions in Sobolev space $W^k([-1, 1]^d)$ [13]. Here d is the number of dimensions, n is the number of hidden nodes in the neural network. Due to the success of DNNs, people believe that deep neural networks have broader scopes of representation than shallow ones. Recently, several works have demonstrated or proved this in different settings, see e.g. [14, 15, 16]. One of the commonly used activation functions with DNNs is the so-called rectified linear unit (ReLU)[17], which is defined as $\sigma(x) = \max(0, x)$. Telgarsky [14] gave a simple and elegant construction showing that for any k , there exist k -layer, $\mathcal{O}(1)$ wide ReLU networks on one-dimensional data, which can express a sawtooth function on $[0, 1]$ with $\mathcal{O}(2^k)$ oscillations. Moreover, such a rapidly oscillating function cannot be approximated by $\text{poly}(k)$ -wide ReLU networks with $o(k/\log(k))$

*Corresponding author. Email: hyu@lsec.cc.ac.cn

¹Current address: China Justice Big Data Institute, Beijing 100043, China.

depth. Following this approach, several other works proved that deep ReLU networks have better approximation power than shallow ReLU networks [18][19][20][21]. In particular, for C^β -differentiable d -dimensional functions, Yarotsky [20] proved that the number of parameters needed to achieve an error tolerance of ε is $\mathcal{O}(\varepsilon^{-\frac{d}{\beta}} \log \frac{1}{\varepsilon})$. Petersen and Voigtlaender [21] proved that for a class of d -dimensional piecewise C^β continuous functions with the discontinuous interfaces being C^β continuous also, one can construct a ReLU neural network with $\mathcal{O}((1 + \frac{\beta}{d}) \log_2(2 + \beta))$ layers, $\mathcal{O}(\varepsilon^{-\frac{2(d-1)}{\beta}})$ nonzero weights to achieve ε -approximation. The complexity bound is sharp. The spectral convergence of using deep ReLU network approximating analytic functions was proved by E and Wang [22], and Opschoor, Schwab and Zech [23]. The significance of the above mentioned works is that by using a very simple rectified nonlinearity, DNNs can obtain high order approximation property. Shallow networks do not hold such a good property.

A key fact used in the error estimates of deep ReLU networks is that x^2, xy can be approximated by a ReLU network with $\mathcal{O}(\log \frac{1}{\varepsilon})$ layers, which introduces a $\log \frac{1}{\varepsilon}$ factor or a big constant related to the smoothness of functions to be approximated. To remove the approximation error and the extra $\log \frac{1}{\varepsilon}$ factor in the size of neural networks, we recently proposed to use rectified power units (RePU) to construct exact neural network representations of polynomials with optimal size[24]. The RePU function is defined as

$$\sigma_s(x) = \begin{cases} x^s, & x \geq 0, \\ 0, & x < 0, \end{cases} \quad (1.1)$$

where s is a non-negative integer. Note that, the RePU functions have been first used by Mhaskar [25] as activation functions to construct neural networks based on spline approximation. Using Mhaskar's construction, a polynomial with degree n will be converted into a RePU network of size $\mathcal{O}(n \log n)$ with depth $\mathcal{O}(\log n)$, where d is the dimension of space. We gave in [24] a different, optimal and stable construction, which converts a polynomial of degree n into a RePU network of size $\mathcal{O}(n)$ with depth $\mathcal{O}(\log n)$. The work [24] focus on network constructions using σ_2 , the generalization to general $\sigma_s, s \geq 2$ is studied in [26]. We call the constructed deep RePU network PowerNet. Combining with classical polynomial approximation theory, our constructed RePU PowerNet can approximate smooth functions with spectral accuracy. Moreover, PowerNets fit the situations where derivatives of network are involved in the loss function.

However, there is one drawback in the first version of RePU PowerNet constructed in [24] and [26], where polynomials based on power series are used. To approximate a smooth function, there are two ways to calculate the power series representation of a polynomial approximation. The first one is to use Taylor expansion to approximate the power series, which might diverge if the radius of convergence of the Taylor series is not large enough, and the high order derivatives used in Taylor series are not easy to calculate. The second approach first approximate the function using some orthogonal polynomial projection or interpolation, then convert the orthogonal polynomial approximation into power series. But in this approach, the condition number of the transforms from orthogonal polynomial bases to monomial bases are known grows very fast (see e.g. [27]).

In this paper, we propose a new version of deep RePU networks to remove the drawback mentioned above. we accomplish this goal by constructing deep RePU networks based on Chebyshev polynomial approximation directly. Chebyshev method is one the most popular spectral methods in numerical partial differential equations (see e.g. [28], [29], [30]). It is known that Chebyshev approximation can be efficiently calculated by using fast Fourier transforms. By using a hierarchical structure of Chebyshev polynomial approximation in frequency domain, we are able to convert Chebyshev polynomial approximations into deep RePU networks with optimal size, we call resulting neural networks ChebNets. The ChebNets constructed have all the good theoretical approximation properties that PowerNets have: they have faster convergence in approximating sufficient smooth functions than deep ReLU networks; they fit in situations when derivatives involved in the loss function, for which deep ReLU networks are hard to use. Meanwhile, ChebNets are numerically more stable. Our numerical results show that the constructed ChebNets can be further trained to obtain much better results than those obtained by training deep RePU networks constructed basing on power series.

The remaining part of this paper is organized as follows. We first present the optimal deep RePU network constructions (ChebNets) to represent Chebyshev polynomial approximations exactly in Section 2. We then

discuss the approximations of smooth functions with ChebNets in Section 3. In Section 4, we present some numerical experiments and explain why ChebNets are more stable than PowerNets. We finish the paper by a short summary in Section 5.

2. Construction of ChebNets

In this section, we construct deep RePU networks to represent Chebyshev expansions exactly.

We introduce notations first. Let \mathbb{N} denote all the natural numbers, $\mathbb{N}_0 := \{0\} \cup \mathbb{N}$, and $d, L \in \mathbb{N}$, then a neural network Φ with d dimensional input, L layers can be denoted with a matrix-vector sequence

$$\Phi = ((A_1, b_1), \dots, (A_L, b_L)), \quad (2.1)$$

where A_k are $N_k \times N_{k-1}$ matrices, $b_k \in \mathbb{R}^{N_k}$, $N_k \in \mathbb{N}$, $k = 1, \dots, L$. Let $\rho : \mathbb{R} \rightarrow \mathbb{R}$ is a nonlinear function that served as activation units, we define

$$R_\rho(\Phi) : \mathbb{R}^d \rightarrow \mathbb{R}^{N_L}, \quad R_\rho(\Phi)(\mathbf{x}) = \mathbf{x}_L, \quad (2.2)$$

where $R_\rho(\Phi)(\mathbf{x})$ is defined as

$$\mathbf{x}_0 := \mathbf{x}, \quad (2.3)$$

$$\mathbf{x}_k = \rho(A_k \mathbf{x}_{k-1} + b_k), \quad k = 1, \dots, L-1, \quad (2.4)$$

$$\mathbf{x}_L = A_L \mathbf{x}_{L-1} + b_L, \quad (2.5)$$

and

$$\rho(\mathbf{y}) = (\rho(y^1), \dots, \rho(y^m)), \quad \forall \mathbf{y} = (y^1, \dots, y^m) \in \mathbb{R}^m. \quad (2.6)$$

We define the depth of the network Φ as the number of hidden layers, which equals $L-1$. The number of nodes(i.e. activation functions) in each hidden layer is N_k ($k = 1, \dots, L-1$), and the summations of non-zero weights in A_k, b_k ($k = 1, \dots, L$) gives the number of total nonzero weights. In this paper, we use these three quantities(number of hidden layers, number of activation functions, and total number of nonzero weights) to measure the complexity of a neural network.

Some basic facts about Chebyshev polynomials and RePU ($s = 2$) are listed in the following two lemmas.

Lemma 1. *For Chebyshev polynomials of the first kind $T_n(x)$, $n \in \mathbb{N}_0$, $x \in [-1, 1]$, the following relations hold:*

$$\int_{-1}^1 T_n(x) T_m(x) \omega(x) dx = \frac{c_n \pi}{2} \delta_{nm}, \quad (2.7)$$

$$T_0(x) = 1, \quad T_1(x) = x, \quad T_{n+1}(x) = 2xT_n(x) - T_{n-1}(x), \quad n \geq 1, \quad (2.8)$$

$$T_{m+n}(x) = 2T_m(x)T_n(x) - T_{|m-n|}(x), \quad T_{2n}(x) = 2T_n^2(x) - 1, \quad (2.9)$$

where $m, n \in \mathbb{N}_0$, $\omega(x) = (1-x^2)^{-\frac{1}{2}}$, $c_0 = 2$, $c_n = 1$. δ_{nm} is the kronecker delta, it is 1 if $m = n$ and 0 otherwise.

Lemma 2 (Lemma 1 in [24]). *For $\forall x, y \in \mathbb{R}$, the following identities hold:*

$$x^2 = \beta_2^T \sigma_2(\omega_2 x), \quad (2.10)$$

$$xy = \beta_1^T \sigma_2(\omega_1 x + \gamma_1 y), \quad (2.11)$$

$$x = \beta_2^T \sigma_2(\omega_1 x + \gamma_1), \quad (2.12)$$

where

$$\beta_1 = \frac{1}{4}[1, 1, -1, -1]^T, \quad \beta_2 = [1, 1]^T, \quad \omega_1 = [1, -1, 1, -1]^T, \quad \omega_2 = [1, -1]^T, \quad \gamma_1 = [1, -1, -1, 1]^T. \quad (2.13)$$

Remark 1. The Chebyshev polynomial $T_0(x) = 1$ can be realized by a one layer neural network $((0, 1))$ without activation functions. T_1 can be realized either by a one layer neural network $((1, 0))$ without activation functions or by a neural networks with four σ_2 activation functions in one hidden layer, the latter approach together with the σ_2 network realization of T_2 is given as:

$$T_1(x) = \beta_1^T \sigma_2(\omega_1 x + \gamma_1) \quad (2.14)$$

$$T_2(x) = 2\beta_2^T \sigma_2(\omega_2 x) - 1. \quad (2.15)$$

2.1. ChebNets for univariate Chebyshev polynomial expansions

Theorem 1. For $n \geq 1$, assume $p(x) = \sum_{j=0}^n c_j T_j$, with $c_n \neq 0$, $x \in [-1, 1]$, then there exists a σ_2 neural network with at most $\lfloor \log_2 n \rfloor + 1$ hidden layers to represent $p(x)$ exactly. The number of neurons and total non-zero weights are both $\mathcal{O}(n)$.

Proof. (1) For $n = 1$, by Lemma 2, we have

$$p(x) = c_0 + c_1 T_1(x) = c_0 + c_1 \beta_1^T \sigma_2(\omega_1 x + \gamma_1), \quad (2.16)$$

which shows $p(x)$ can be represented exactly by a σ_2 network with one hidden layer. Written in following notation,

$$p(x) = A_2 \sigma_2(A_1 x + b_1) + b_2, \quad (2.17)$$

we have

$$\begin{aligned} A_1 &= \omega_1, & b_1 &= \gamma_1 \\ A_2 &= c_1 \beta_1^T, & b_2 &= c_0. \end{aligned}$$

(2) For $n = 2$, by Eq. (2.14) and (2.15), we have

$$p(x) = c_0 + c_1 T_1(x) + c_2 T_2(x) = (c_0 - c_2) + c_1 \beta_1^T \sigma_2(\omega_1 x + \gamma_1) + 2c_2 \beta_2^T \sigma_2(\omega_2 x). \quad (2.18)$$

This is a σ_s network with one hidden layer, written in the form $p(x) = A_2 \sigma_2(A_1 x + b_1) + b_2$, we have

$$A_1 = \begin{bmatrix} \omega_1 \\ \omega_2 \end{bmatrix}, \quad b_1 = \begin{bmatrix} \gamma_1 \\ \mathbf{0} \end{bmatrix}, \quad A_2 = [c_1 \beta_1^T \quad 2c_2 \beta_2^T], \quad b_2 = c_0 - c_2.$$

(2) For $n = 3$, by Lemma 1, we have

$$p(x) = c_0 + c_1 T_1(x) + c_2 T_2(x) + c_3 T_3(x) \quad (2.19)$$

$$= c_0 + (c_1 - c_3) T_1(x) + T_2(x)(c_2 + 2c_3 T_1(x)), \quad (2.20)$$

showing that a network with two hidden layers can represent $p(x)$ exactly. Details are shown in the following.

Immediate variables of the first hidden layer is

$$\xi_1^{(1)} = c_0 + (c_1 - c_3) T_1 = c_0 + (c_1 - c_3) \beta_1^T \sigma_2(\omega_1 x + \gamma_1), \quad (2.21)$$

$$\xi_1^{(2)} = c_2 + 2c_3 T_1 = c_2 + 2c_3 \beta_1^T \sigma_2(\omega_1 x + \gamma_1), \quad (2.22)$$

$$\xi_1^{(3)} = T_2 = 2\beta_2^T \sigma_2(\omega_2 x) - 1, \quad (2.23)$$

then

$$\mathbf{x}_1 = \begin{bmatrix} \sigma_2(\omega_1 x + \gamma_1) \\ \sigma_2(\omega_2 x) \end{bmatrix} = \sigma_2(A_1 x + b_1), \quad \text{where} \quad A_1 = \begin{bmatrix} \omega_1 \\ \omega_2 \end{bmatrix}, \quad b_1 = \begin{bmatrix} \gamma_1 \\ \mathbf{0} \end{bmatrix}, \quad (2.24)$$

and

$$\begin{bmatrix} \xi_1^{(1)} \\ \xi_1^{(2)} \\ \xi_1^{(3)} \end{bmatrix} = A_{20} \mathbf{x}_1 + b_{20}, \quad \text{where} \quad A_{20} = \begin{bmatrix} (c_1 - c_3)\beta_1^T & \mathbf{0} \\ 2c_3\beta_1^T & \mathbf{0} \\ \mathbf{0} & 2\beta_2^T \end{bmatrix}, \quad b_{20} = \begin{bmatrix} c_0 \\ c_2 \\ -1 \end{bmatrix}.$$

Immediate variables of the second hidden layer is

$$\xi_2^{(1)} = \xi_1^{(1)} + \xi_1^{(3)}\xi_1^{(2)} = \beta_1^T \sigma_2(\omega_1 \xi_1^{(1)} + \gamma_1) + \beta_1^T \sigma_2(\omega_1 \xi_1^{(2)} + \gamma_1 \xi_1^{(3)}), \quad (2.25)$$

from which, we see the variable after the activations are

$$\mathbf{x}_2 = \begin{bmatrix} \sigma_2(\omega_1 \xi_1^{(1)} + \gamma_1) \\ \sigma_2(\omega_1 \xi_1^{(2)} + \gamma_1 \xi_1^{(3)}) \end{bmatrix} = \sigma_2(A_{21} \begin{bmatrix} \xi_1^{(1)} \\ \xi_1^{(2)} \\ \xi_1^{(3)} \end{bmatrix} + b_{21}), \quad \text{where} \quad A_{21} = \begin{bmatrix} \omega_1 & \mathbf{0} & \mathbf{0} \\ \mathbf{0} & \omega_1 & \gamma_1 \end{bmatrix}, \quad b_{21} = \begin{bmatrix} \gamma_1 \\ 0 \end{bmatrix}$$

and

$$A_2 = A_{21}A_{20}, \quad b_2 = A_{21}b_{20} + b_{21}. \quad (2.26)$$

Noticing $p(x) = \xi_2^{(1)}$, so output of the neural network representing $p(x)$ is

$$p(x) = A_3 \mathbf{x}_2 + b_2, \quad \text{where} \quad A_3 = [\beta_1^T, \beta_1^T], \quad b_3 = 0. \quad (2.27)$$

(3) For $n \geq 4$, let $m = \lfloor \log_2 n \rfloor$, then we can extend $p(x)$ as

$$p(x) = \sum_{j=0}^{2^{m+1}-1} c_j T_j, \quad (2.28)$$

where $c_j = 0$ if $n+1 \leq j \leq 2^{m+1}-1$. By Lemma 1, we can rewrite $p(x)$ as

$$\begin{aligned} p(x) &= (c_0 + \sum_{j=1}^{2^m-1} c_j T_j) + c_{2^m} T_{2^m} + \sum_{j=2^{m+1}}^{2^{m+1}-1} c_j T_j \\ &= (c_0 + \sum_{j=1}^{2^m-1} (c_j - c_{2^{m+1}-j}) T_j) + T_{2^m} (c_{2^m} + 2 \sum_{j=1}^{2^m-1} c_{2^m+j} T_j) := r(x) + q(x) T_{2^m}, \end{aligned}$$

where both $q(x)$ and $r(x)$ are polynomials of degree at most $2^m - 1$. If $q(x)$, $r(x)$, T_{2^m} are known, then by Lemma 2, $p(x) = r(x) + q(x)T_{2^m}$ can be realized by a σ_2 neural networks with one-hidden layer of 8 σ_s and 24 non-zero weights. If both $r(x)$ and $q(x)$ can realized in m hidden layers, with no more than $c2^{m-1} - 28$ nodes and non-zero weights, and T_{2^m} can be realized in m hidden layers, with $4m$ non-zero weights, which is true, then $p(x)$ can be realized in $m+1$ hidden layers, with no more than $c2^m - 28$ nodes and non-zero weights. Here c is a general constant that doesn't depend on m . By induction, for any $n \geq 4$ the Chebyshev expansion Eq. (2.28) can be realized in $\lfloor \log_2 n \rfloor + 1$ hidden layers, with no more than $\mathcal{O}(n)$ neurons and total non-zero weights. \square

Now we work out the detailed ChebNet construction described in Theorem 1.

For $p(x) = \sum_{j=0}^n c_j T_j$, $n \geq 3$, $m = \lfloor \log_2 n \rfloor$, using Eq. (2.9), we have

$$p(x) = (c_0 + \sum_{j=1}^{2^m-1} (c_j - c_{2^{m+1}-j}) T_j) + T_{2^m} (c_{2^m} + 2 \sum_{j=1}^{2^m-1} c_{2^m+j} T_j) \quad (2.29)$$

$$=: \sum_{j=0}^{2^m-1} \tilde{c}_j \hat{T}_j + T_{2^m} \left(\sum_{j=0}^{2^m-1} \tilde{c}_{2^m+j} \hat{T}_j \right) \quad (2.30)$$

$$=: \sum_{j=0}^n \tilde{c}_j \hat{T}_j, \quad (2.31)$$

where $\hat{T}_{2^m+l} = T_{2^m} \hat{T}_l$ for $l = 0, \dots, 2^m - 1$. The definition of \hat{T}_k can be extended to all $k \in \mathbb{N}_0$ as

$$\hat{T}_n = T_n, \text{ for } n = 0, 1, 2; \quad \hat{T}_n = T_{2^m} \hat{T}_{n-2^m}, \text{ for } n \geq 3, \quad m = \lfloor \log_2 n \rfloor. \quad (2.32)$$

It is easy to see the transform between $\{c_j\}$ and $\{\tilde{c}_j\}$ is a linear transform. We denote it by

$$\begin{bmatrix} \tilde{c}_0 \\ \vdots \\ \tilde{c}_n \end{bmatrix} = S_n \begin{bmatrix} c_0 \\ \vdots \\ c_n \end{bmatrix}. \quad (2.33)$$

The $(n+1) \times (n+1)$ transform matrix S_n , $n = 1, 3, 7, \dots, 2^{m+1} - 1$ can be calculated using following recursive formula

$$S_{2^{j+1}-1} = \begin{bmatrix} I_{2^j+1} & \tilde{\delta}^{(j-1)} \\ \mathbf{0}_{(2^j-1) \times (2^j-1)} & 2I_{2^j-1} \end{bmatrix} \begin{bmatrix} S_{2^j-1} & \mathbf{0} \\ \mathbf{0} & S_{2^j-1} \end{bmatrix}, \quad j \geq 1, \quad (2.34)$$

with $S_1 = I_2$. Here I_k stands for $k \times k$ identity matrix, $\tilde{\delta}^{(r)} = [\delta_{2^{r+1}+1}^{(2^{r+1})}, \delta_{2^{r+1}+1}^{(2^{r+1}-1)}, \dots, \delta_{2^{r+1}+1}^{(2)}]$, $\delta_s^{(k)} = [0, \dots, 0, \underbrace{-1}_{k\text{-th}}, 0, \dots, 0]^T \in \mathbb{R}^{s \times 1}$, $k \leq s \in \mathbb{N}$.

After transform from Chebyshev basis expansion $p(x) = \sum_{j=0}^n c_j T_j$ to hierarchical Chebyshev basis expansion $p(x) = \sum_{j=0}^n \tilde{c}_j \hat{T}_j$, $p(x)$ can be realized exactly using algorithms almost identical to the ones building PowerNets proposed in [24], [26], the only difference is we need to replace the σ_2 network implementation of $x^{2^m} = (x^{2^{m-1}})^2$ in the first version of PowerNet with $T_{2^m} = 2T_{2^{m-1}}^2 - 1$.

2.2. ChebNets for multivariate Chebyshev polynomial expansions

The construction describe in last subsection, can be extended to multivariate cases.

2.2.1. Multivariate polynomials in tensor product and hyper-triangular space

We first present the results of representing multivariate polynomials with fixed total degree.

Theorem 2. *If $p(\mathbf{x})$ is a multivariate polynomial with total degree on $[-1, 1]^d$, then there exists a σ_2 neural network with $d \lfloor \log_2 n \rfloor + d$ hidden layers and no more than $\mathcal{O}(C_d^{n+d})$ activation functions and non-zero weights to approximate f exactly.*

Proof. We first consider 2-d case. Assume $p(x, y) = \sum_{i+j=0}^n c_{ij} T_i(x) T_j(y)$, $n \geq 3$. Let $m = \lfloor \log_2 n \rfloor$. Since the transform from $\{c_j\}_{j=0}^n$ to $\{\tilde{c}_j\}_{j=1}^n$ using $S_{2^{m+1}-1}$ with zero paddings for $c_j, j = n+1, \dots, 2^{m+1}-1$

terms will not lead to nonzero values of $\tilde{c}_j, j = n+1, \dots, 2^{m+1}-1$, the 2-d polynomial can be transformed into form $p(x, y) = \sum_{i+j=0}^n \tilde{c}_{ij} \hat{T}_i(x) \hat{T}_j(y)$, from which we have

$$p(x, y) = \sum_{i=0}^n \left(\sum_{j=0}^{n-i} \tilde{c}_{ij} \hat{T}_j(y) \right) \hat{T}_i(x) =: \sum_{i=0}^n B_i(y) \hat{T}_i(x), \quad \text{where} \quad B_i(y) = \sum_{j=0}^{n-i} \tilde{c}_{ij} \hat{T}_j(y), \quad i = 0, \dots, n. \quad (2.35)$$

That is, we regard $p(x, y)$ as a hierarchical Chebyshev polynomial expansion about variable x , which takes $B_i(y), i = 0, \dots, n$ as coefficients. It takes 3 steps to construct a RePU network representing $p(x, y)$ exactly:

- 1) For any $B_i(y), i = 0, \dots, n$, Theorem 1 can be used to construct a σ_2 neural network to express $B_i(y)$ exactly. In other words, there exists a σ_2 network Φ_1 taking y, x as input, $B_i(y), i = 0, \dots, n-1$, and x as output. According to Theorem 1, depth of Φ_1 is $\lfloor \log_2 n \rfloor + 1$, number of activation functions and non-zero weights are both $\sum_{k=0}^{n-1} \mathcal{O}(k) = \mathcal{O}(\frac{1}{2}n^2)$. Since, the subnet built for $B_i(y)$ according to Theorem 1 have different depths, we need to keep a record of x at each layers by using (2.12). The cost for this purpose is $4\lfloor \log_2 n \rfloor$, which is neglectable comparing to $\mathcal{O}(\frac{1}{2}n^2)$.
- 2) Taking $[B_0(y), \dots, B_{n-1}(y), x]^T$ as input and combining the constructive process of Theorem 1, a neural σ_2 network Φ_2 with $p(x, y)$ as output can be constructed. It is easy to see depth of Φ_2 is $\lfloor \log_2 n \rfloor + 1$, number of nodes and non-zero weights are both $\mathcal{O}(n)$.
- 3) The concatenation of Φ_1 and Φ_2 is Φ , which takes y, x as input, outputs $p(x, y)$. The details about concatenating two neural networks can be found in [21] or [24]. The depth of Φ is $2(\lfloor \log_2 n \rfloor + 1)$, number of non-zero weights and nodes are $\mathcal{O}(\frac{1}{2}n^2)$.

The $d > 2$ cases can be proved using mathematical induction. For the case $n \geq 2$, one can build neural networks with only one hidden layer (see, e.g. [25]). Note that the constant behind the big \mathcal{O} can be made independent of dimension d . The theorem is proved. \square

Using similar approach, we can construct optimal ChebNet for polynomials in tensor product space $Q_N^d(I_1 \times \dots \times I_d) := P_N(I_1) \otimes \dots \otimes P_N(I_d)$.

Theorem 3. *Polynomials from a tensor product space $Q_N^d(I_1 \times \dots \times I_d)$ can be realized without error with a deep σ_2 neural network, in which the depth is $d\lfloor \log_2 N \rfloor + d$, the numbers of activation functions and non-zero weights are no more than $\mathcal{O}(N^d)$.*

2.2.2. Multivariate polynomials in sparse downward closed polynomial spaces

For high dimensional problems, it is obvious that the degree of freedoms increases exponentially as dimension d increase if tensor-product or similar grids are used, which is known as curse of dimensionality. Fortunately, a lot of applications high-dimensional problems have low intrinsic dimension (see e.g. [31], [32]). A particular example is the class of high-dimensional smooth functions with bounded mixed derivatives, for which sparse grid (or hyperbolic cross) approximation is a very popular approximation tool (see e.g. [33], [34]). In the past few decades, sparse grid method and hyperbolic cross approximations have found many applications, such as general function approximation [35][36], [37], [38], solving partial differential equations (PDE) [39] [40] [41][42][43][44], computational chemistry [45] [46][47], uncertainty quantification [48][49][50], etc.

The sparse grid finite element approximation was first used by Montanelli and Du [51] to construct a new upper error bound for deep ReLU network approximations in high dimensions. In our recent work[24], optimal deep RePU networks based on sparse grid and hyperbolic cross spectral approximations are constructed, which give better approximation bounds for sufficient smooth functions.

Now, we describe how to construct Deep RePU networks based on high dimensional sparse Chebyshev polynomial approximations without transform into power series form as done in [24]. Both hyperbolic cross set and sparse grids belong to a more general set: downward closed set(see e.g. [52], [24]), which is defined below. So we only present the result for downward closed polynomial spaces here.

Definition 1. A linear polynomial space P_C is said to be downward closed, if it satisfies the following:

- if d -dimensional polynomial $p(\mathbf{x}) \in P_C$, then $\partial_{\mathbf{x}}^{\mathbf{k}} p(\mathbf{x}) \in P_C$ for any $\mathbf{k} \in \mathbb{N}_0^d$,
- there exists a set of bases that is composed of monomials only.

Now we give a conclusion on approximating Chebyshev polynomial expansions in downward closed polynomial space P_C .

Theorem 4. Let $p(\mathbf{x})$ be a polynomial in downward closed polynomial space P_C . Let n be the dimension of P_C , d be the dimension of \mathbf{x} . Then there exists a σ_2 neural network with no more than $\sum_{i=1}^d \lfloor \log_2 N_i \rfloor + d$ hidden layers, $\mathcal{O}(n)$ activation functions and non-zero weights, can represent p exactly, where N_i is the maximum polynomial degree in x_i for functions in P_C .

Proof. The proof is similar to Theorem 2. One key fact is the transforms from expansions using standard Chebyshev polynomials $T_k \in P_C$ as bases to expansions using hierarchical Chebyshev polynomials \hat{T}_k as bases do not add nonzero coefficients for the bases $\hat{T}_k \notin P_C$. After rewrite $p(\mathbf{x}) \in P_C$ into linear combinations of \hat{T}_k basis, one construct corresponding deep RePU networks by dimension induction similar as in Theorem 2 or procedure described in Theorem 4.1 of [24]. \square

Remark 2. The structures of deep RePU networks constructed by using hierarchical Chebyshev polynomial expansion (i.e. ChebNet) and those constructed by using power series expansions (first version of PowerNet) are very similar. There is one small difference. In ChebNet, to calculate $T_{2^{m+1}}$ from T_{2^m} , a constant shift vector 1 is added comparing to calculating $x^{2^{m+1}}$ from x^{2^m} in PowerNet. So the depth and network complexity of ChebNet and PowerNet are exactly the same. The approximation property are also mathematical identical, which are given in [24].

Remark 3. Since hyperbolic cross and sparse grid polynomial spaces are special cases of downward closed polynomial spaces, the Theorem 4 can be directly applied to sparse grid and hyperbolic cross polynomial spaces.

3. Approximating general smooth functions

It is well known that polynomial approximation converge very fast for approximating smooth functions. The ChebNets constructed in last section can be used to approximate general smooth functions. These are three steps in using ChebNets for approximating general smooth functions

1. Construct the Chebyshev polynomial approximation for given smooth function. This can be done using fast Fourier transform. For low dimensional problem, e.g. for $d < 4$, one may use tensor-product grids. For high dimensional problem, one may use sparse grids or other downward closed sparse polynomial approximations. The fast Chebyshev transform on sparse grids is constructed in [41]. For problems in unbounded high dimensional domain, one can use mapped Chebyshev method, fast convergence [38] and fast Chebyshev transform[42] are also available.
2. Construct the corresponding ChebNets for the polynomial approximation obtained from the first step using constructions described in Section 2.
3. Train the constructed ChebNets using more data to improve the approximation accuracy.

There are several remarks on the approximation properties of the ChebNet for general smooth functions.

Remark 4. Without training, the approximation properties of ChebNets and the first version PowerNets are mathematical identical. Those approximation properties are given in [24]. However, the coefficients obtained are different. So numerically, they might have different behaviors.

Remark 5. To calculate best L^2 approximations in low dimensions, one may use Legendre polynomial approximation. To construct ChebNets, one can first calculate the Legendre approximations by Legendre spectral transform, then transform Legendre basis representation into Chebyshev basis representation, from which the ChebNets can be constructed using the approach described above.

Remark 6. For high dimensional problems, we use sparse grid Chebyshev approximations to build ChebNets. It is known that sparse grid is not isotropic, i.e. using different coordinates may have different convergence properties. Another issue is that the complexity of sparse grids still weak-exponentially depends on dimension d . To overcome these two issues, we add one extra full connected RePU subnet to accomplish dimension reduction and coordinates transform before feeding the data into ChebNets. The networks can be trained separately or collectively.

4. Preliminary numerical experiments

In this section, we show the performance of ChebNets in approximating a given smooth function, and compare the results with the first version PowerNets. In this paper we focus on the performance differences between ChebNets and PowerNets, so we only use 1-dimensional examples, more results for approximating high-dimensional problems will be reported separately.

4.1. Numerical results

We test two smooth functions defined as follows. We use truncated N item Legendre and Chebyshev polynomial approximations for PowerNet and ChebNet, respectively. For PowerNet, we transform the Legendre approximation to power series representation before using the construction method proposed in [53]. The training data are 200 uniform points come from the interval $[-1, 1]$. All the experiments are executed on Tensorflow with RMSPropOptimizer, where $\gamma = 0.99$, $\eta = 0.00001$, the loss function during training is the average of l_2 norm squared.

(1) Gauss function:

$$f(x) = \exp(-x^2), \quad x \in [-1, 1]. \quad (4.1)$$

We take $N = 15$ here and show the training performances in Figure 1. The result of PowerNet is on the left sub-figure and the result of ChebNet is on the right side. The horizontal axis represents the iteration number, and the vertical axis is the error on training set. We see the initial errors are almost the same. After training, the error of ChebNet on the right side decreases more than 6 times, while the error of PowerNet decreases only a very small percentage.

(2) Cauchy function:

$$f(x) = \begin{cases} \exp(-\frac{1}{x^2}), & x \neq 0, \\ 0, & x = 0. \end{cases} \quad (4.2)$$

This function is smooth but not analytic. We take $N = 11$ and the results are shown in Figure 2. Similar to Gauss function, the error of ChebNet reduced much more than PowerNet after training. Notice that the precision is not high by taking $N = 11$, so we hope to achieve high-accuracy and compare the corresponding results for $N = 30$. However, PowerNet blows up after the 1st iteration of training for $N = 30$, on the other hand side, the ChebNet can still be trained and obtains better accuracy.

4.2. Explanations of the numerical experiments

We give some explanations on the numerical results here. To approximate a function $f(x)$, we do in PowerNet as follows:

$$f(x) \approx f_N = \sum_{j=0}^N c_j L_j(x) = \sum_{j=0}^N \tilde{c}_j x^j \quad (4.3)$$

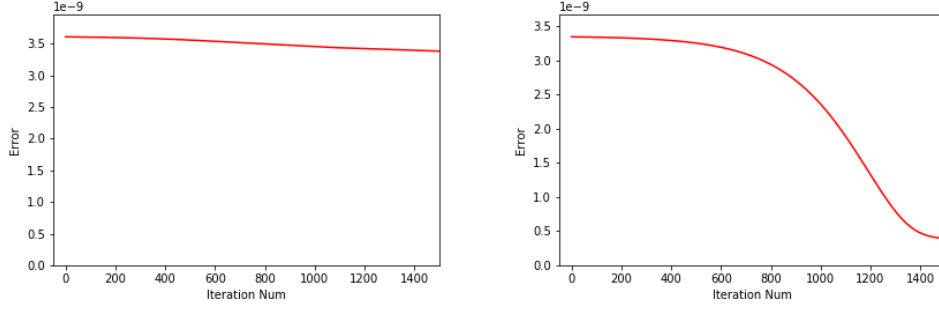


Figure 1: Results of PowerNet and ChebNet approximating Gauss function with $N = 15$. Left) PowerNet; Right: ChebNet.

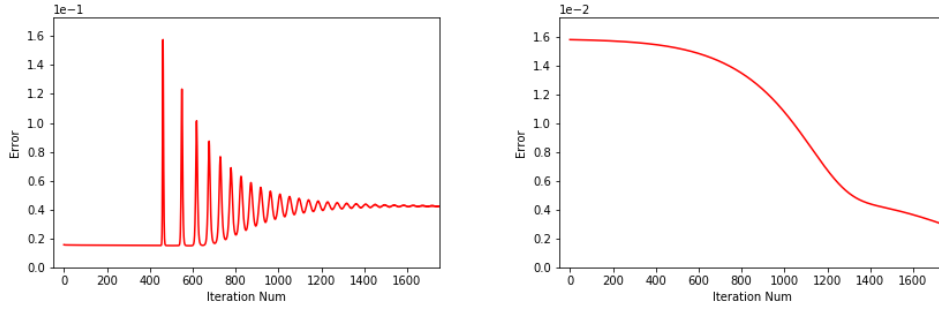


Figure 2: Results of PowerNet and ChebNet approximating Cauchy function with $N = 11$. Left) PowerNet; Right: ChebNet.

where \tilde{c}_j are calculated using a linear transform

$$\begin{bmatrix} \tilde{c}_0 \\ \tilde{c}_1 \\ \vdots \\ \tilde{c}_N \end{bmatrix} = A_N \begin{bmatrix} c_0 \\ c_1 \\ \vdots \\ c_N \end{bmatrix} \quad (4.4)$$

Correspondingly, the following formula are used in constructing ChebNet:

$$f(x) \approx f_N = \sum_{j=0}^N b_j T_j(x) = \sum_{j=0}^N \tilde{b}_j \hat{T}_j, \quad (4.5)$$

where b_j and \tilde{b}_j satisfy:

$$\begin{bmatrix} \tilde{b}_0 \\ \tilde{b}_1 \\ \vdots \\ \tilde{b}_N \end{bmatrix} = S_N \begin{bmatrix} b_0 \\ b_1 \\ \vdots \\ b_N \end{bmatrix} \quad (4.6)$$

Now we plot $c_j, \tilde{c}_j, b_j, \tilde{b}_j$, $j = 0, \dots, N$ in Figure 3-6 for approximating Gauss function using 15 terms and for approximating Cauchy function with 30 terms. From these figures, we see the differences between b_j and \tilde{b}_j are very small, but the differences between c_j and \tilde{c}_j are very large, when N is large. Especially, in

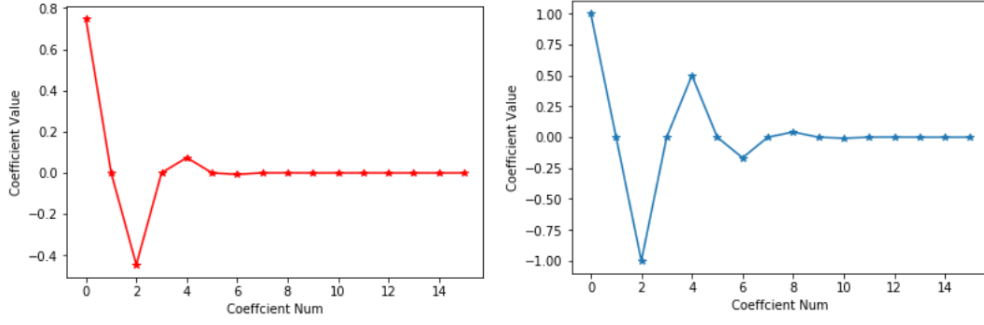


Figure 3: The coefficients of Legendre expansion: $c_j, j = 0, \dots, N$ (Left) and power series expansion: $\tilde{c}_j, j = 0, \dots, N$ (Right) for Gauss function with $N = 15$.

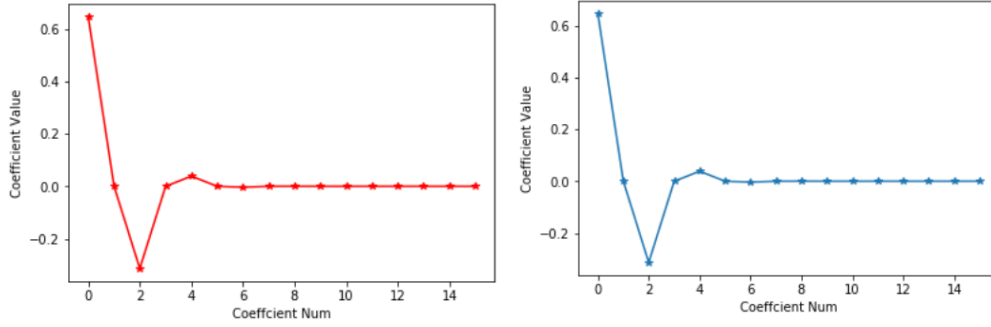


Figure 4: The coefficients of Chebyshev expansion: $b_j, j = 0, \dots, N$ (Left) and coefficients of hierarchical Chebyshev expansion: $\tilde{b}_j, j = 0, \dots, N$ (Right) for Gauss function with $N = 15$.

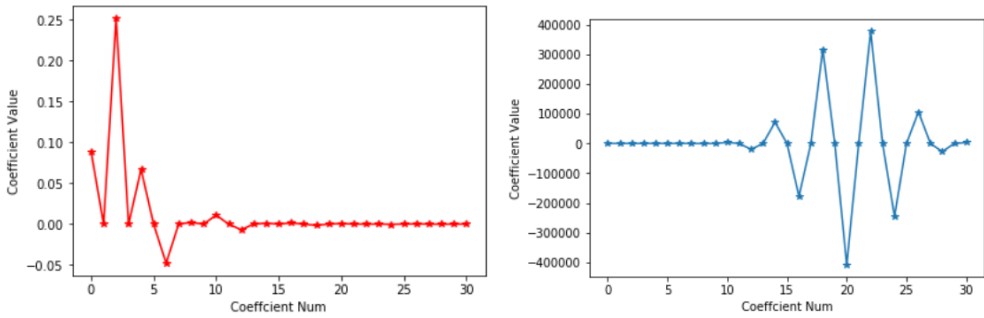


Figure 5: The coefficients of Legendre expansion: $c_j, j = 0, \dots, N$ (Left) and coefficients of power series expansion: $\tilde{c}_j, j = 0, \dots, N$ (Right) for Cauchy function with $N = 30$.

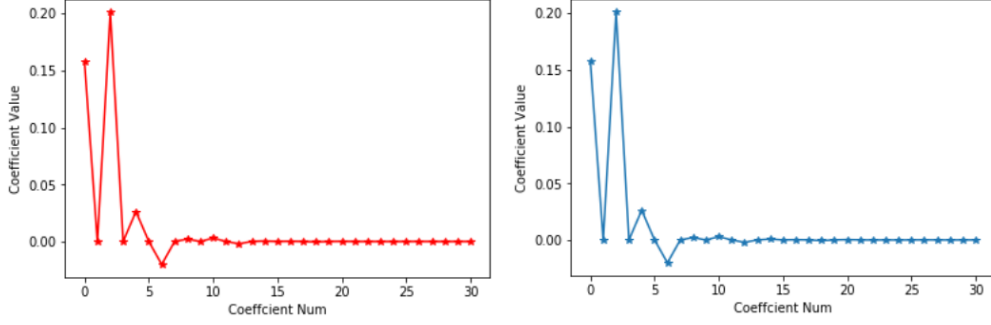


Figure 6: The coefficients of Chebyshev expansion: $b_j, j = 0, \dots, N$ (Left), and coefficients of hierarchical Chebyshev expansion: $\tilde{b}_j, j = 0, \dots, N$ (Right), for Cauchy function with $N = 30$.

approximating Cauchy function with $N = 30$ using power series expansion, we have some coefficients almost as large as 4×10^5 , see Figure 5. The big coefficients make the resulting PowerNet hard to train.

To explain why big coefficients happens, we calculate the condition numbers of A_N and S_N , denoted by $\kappa(A_N)$ and $\kappa(S_N)$, and the results are showed in Table 1. We see from the table that the condition number of $\kappa(A_N)$ increases very fast, but the condition number of $\kappa(S_N)$ does not increase as N increases. The large condition number of A_N indicates that transform from Legendre expansion to power series is not a good approach, which may introduce large numerical truncation error due to the large condition number.

N	10	20	30	40
$\kappa(A_p)$	874.99	4.1E6	2.2E10	1.3E14
$\kappa(L_p)$	2.618	2.618	2.618	2.618

Table 1: The condition number of A_N, L_N .

5. Summary

In this paper, we improve the RePU network construction based on polynomial approximation we proposed early in [24], by constructing deep RePU networks directly from Chebyshev polynomial approximation. By removing the procedure of transform a polynomial into power series, we eliminate the potential numerical instability in the first version of deep RePU network constructions. Due to the availability of fast Chebyshev transforms, the proposed new approach, which we call ChebNets can be efficiently applied to a large class of smooth functions than the first version of PowerNet. Considering other good properties that RePU networks have: 1) obtain high order convergence with less layers than ReLU networks; 2) fit in the situation where derivatives are involved in the loss function, e.g. the deep Ritz method [54]; we expect that deep RePU networks and ChebNets be more efficient in applications where high dimensional functions to be approximated are smooth.

Acknowledgments

This work was partially supported by China National Program on Key Basic Research Project 2015CB856003, NNSFC Grant 11771439, 91852116.

Reference

References

- [1] Geoffrey E. Hinton, Simon Osindero, and Yee-Whye Teh. A fast learning algorithm for deep belief nets. *Neural Computation*, 18(7):1527–1554, 2006.

- [2] Yoshua Bengio, Pascal Lamblin, Dan Popovici, and Hugo Larochelle. Greedy layer-wise training of deep networks. In *Advances in Neural Information Processing Systems*, pages 153–160, 2007.
- [3] Ronan Collobert and Jason Weston. A unified architecture for natural language processing: Deep neural networks with multitask learning. In *Proceedings of the 25th International Conference on Machine Learning*, pages 160–167. ACM, 2008.
- [4] Geoffrey Hinton, Li Deng, Dong Yu, George Dahl, Abdel-rahman Mohamed, Navdeep Jaitly, Andrew Senior, Vincent Vanhoucke, Patrick Nguyen, Brian Kingsbury, and Tara Sainath. Deep neural networks for acoustic modeling in speech recognition. *IEEE Signal Process. Mag.*, 29, 2012.
- [5] Alex Krizhevsky, Ilya Sutskever, and Geoffrey E Hinton. Imagenet classification with deep convolutional neural networks. In F. Pereira, C. J. C. Burges, L. Bottou, and K. Q. Weinberger, editors, *Advances in Neural Information Processing Systems 25*, pages 1097–1105. Curran Associates, Inc., 2012.
- [6] Yann LeCun, Yoshua Bengio, and Geoffrey Hinton. Deep learning. *Nature*, 521(7553):436–444, 2015.
- [7] Kaiming He, Xiangyu Zhang, Shaoqing Ren, and Jian Sun. Deep residual learning for image recognition. In *Proceedings of the IEEE Conference on Computer Vision and Pattern Recognition*, pages 770–778, 2016.
- [8] Linfeng Zhang, Jiequn Han, Han Wang, Roberto Car, and Weinan E. Deep potential molecular dynamics: A scalable model with the accuracy of quantum mechanics. *Phys. Rev. Lett.*, 120(14):143001, 2018.
- [9] Jiequn Han, Arnulf Jentzen, and Weinan E. Solving high-dimensional partial differential equations using deep learning. *PNAS*, 115(34):8505–8510, 2018.
- [10] Gitta Kutyniok, Philipp Petersen, Mones Raslan, and Reinhold Schneider. A theoretical analysis of deep neural networks and parametric pdes. *ArXiv1904.00377 Cs Math Stat*, 2019.
- [11] G. Cybenko. Approximation by superpositions of a sigmoidal function. *Math. Control Signal Systems*, 2(4):303–314, 1989.
- [12] Kurt Hornik, Maxwell Stinchcombe, and Halbert White. Multilayer feedforward networks are universal approximators. *Neural Networks*, 2(5):359–366, 1989.
- [13] H. N. Mhaskar. Neural networks for optimal approximation of smooth and analytic functions. *Neural Computation*, 8(1):164–177, 1996.
- [14] Matus Telgarsky. Representation benefits of deep feedforward networks. *ArXiv1509.08101 Cs*, 2015.
- [15] Ronen Eldan and Ohad Shamir. The power of depth for feedforward neural networks. *JMLR Workshop Conf. Proc.*, 49:1–34, 2016.
- [16] Tomaso Poggio, Hrshikesh Mhaskar, Lorenzo Rosasco, Brando Miranda, and Qianli Liao. Why and when can deep-but not shallow-networks avoid the curse of dimensionality: A review. *Int. J. Autom. Comput.*, 14(5):503–519, 2017.
- [17] Xavier Glorot, Antoine Bordes, and Yoshua Bengio. Deep sparse rectifier neural networks. In *Proceedings of the 14 Th International Conference on Artificial Intelligence and Statistics*, volume 15, pages 315–323, Fort Lauderdale, 2011. JMLR.
- [18] Shiyu Liang and R. Srikant. Why deep neural networks for function approximation? *ArXiv1610.04161 Cs*, 2016.
- [19] Matus Telgarsky. Benefits of depth in neural networks. In *JMLR: Workshop and Conference Proceedings*, volume 49, pages 1–23, 2016.
- [20] Dmitry Yarotsky. Error bounds for approximations with deep ReLU networks. *Neural Networks*, 94:103–114, 2017.
- [21] Philipp Petersen and Felix Voigtlaender. Optimal approximation of piecewise smooth functions using deep ReLU neural networks. *Neural Networks*, 108:296–330, 2018.
- [22] Weinan E and Qingcan Wang. Exponential convergence of the deep neural network approximation for analytic functions. *Sci. China Math.*, 61(10):1733–1740, 2018.
- [23] J. A. A. Opschoor, Ch. Schwab, and J. Zech. Exponential ReLU DNN expression of holomorphic maps in high dimension. Technical Report 35, SAM ETH Zürich, 2019.
- [24] Bo Li, Shanshan Tang, and Haijun Yu. Better approximations of high dimensional smooth functions by deep neural networks with rectified power units. *arXiv:1903.05858, to appear on Commun. Comput. Phys.*, March 2019.
- [25] H. N. Mhaskar. Approximation properties of a multilayered feedforward artificial neural network. *Advances in Computational Mathematics*, 1(1):61–80, February 1993.
- [26] Bo Li, Shanshan Tang, and Haijun Yu. PowerNet: Efficient representations of polynomials and smooth functions by deep neural networks with rectified power units. *arXiv:1909.05136*, 2019.
- [27] Walter Gautschi. Optimally scaled and optimally conditioned vandermonde and vandermonde-like matrices. *BIT Numerical Mathematics*, 51(1):103–125, 2011.
- [28] John P Boyd. *Chebyshev and Fourier Spectral Methods*. Dover Publications, INC., 2000.
- [29] R. B. Platte and L. N. Trefethen. Chebfun: A New Kind of Numerical Computing. In Alistair D. Fitt, John Norbury, Hilary Ockendon, and Eddie Wilson, editors, *Progress in Industrial Mathematics at ECMI 2008*, Mathematics in Industry, pages 69–87. Springer, Berlin, Heidelberg, 2010.
- [30] A. Townsend and L. Trefethen. An extension of Chebfun to two dimensions. *SIAM J. Sci. Comput.*, 35(6):C495–C518, 2013.
- [31] X. Wang and I. Sloan. Why are high-dimensional finance problems often of low effective dimension? *SIAM J. Sci. Comput.*, 27(1):159–183, 2005.
- [32] H. Yserentant. On the regularity of the electronic Schrödinger equation in Hilbert spaces of mixed derivatives. *Numer. Math.*, 98(4):731–759, 2004.
- [33] S. A. Smolyak. Quadrature and interpolation formulas for tensor products of certain classes of functions. *Dokl Akad Nauk SSSR*, 148(5):1042–1045, 1963.
- [34] Hans-Joachim Bungartz and Michael Griebel. Sparse grids. *Acta Numer.*, 13:1–123, 2004.
- [35] Thomas Gerstner and Michael Griebel. Numerical integration using sparse grids. *Numer. Algorithms*, 18(3):209–232, 1998.
- [36] V. Barthelmann, E. Novak, and K. Ritter. High dimensional polynomial interpolation on sparse grids. *Adv. Comput.*

- Math.*, 12(4):273–288, 2000.
- [37] Jie Shen and L.L. Wang. Sparse spectral approximations of high-dimensional problems based on hyperbolic cross. *SIAM J Numer Anal*, 48(4):1087–1109, 2010.
 - [38] Jie Shen, Li-Lian Wang, and Haijun Yu. Approximations by orthonormal mapped Chebyshev functions for higher-dimensional problems in unbounded domains. *J. Comput. Appl. Mathematics*, 265:264–275, 2014.
 - [39] H. J. Bungartz. An adaptive Poisson solver using hierarchical bases and sparse grids. In *Iterative Methods in Linear Algebra*, pages 293–310, Brussels, Belgium, 1992. Amsterdam: North-Holland.
 - [40] Qun Lin, Ningning Yan, and Aihui Zhou. A sparse finite element method with high accuracy: Part I. *Numer. Math.*, 88(4):731–742, 2001.
 - [41] Jie Shen and Haijun Yu. Efficient spectral sparse grid methods and applications to high-dimensional elliptic problems. *SIAM J. Sci. Comput.*, 32(6):3228–3250, 2010.
 - [42] Jie Shen and Haijun Yu. Efficient spectral sparse grid methods and applications to high-dimensional elliptic equations II: Unbounded domains. *SIAM J. Sci. Comput.*, 34(2):1141–1164, 2012.
 - [43] Wei Guo and Yingda Cheng. A sparse grid discontinuous galerkin method for high-dimensional transport equations and its application to kinetic simulations. *SIAM J. Sci. Comput.*, 38(6):A3381–A3409, 2016.
 - [44] Zhijian Rong, Jie Shen, and Yu Haijun. A nodal sparse grid spectral element method for multi-dimensional elliptic partial differential equations. *Int. J. Numer. Anal. Model.*, 14(4-5):762–783, 2017.
 - [45] M. Griebel and J. Hamaekers. Sparse grids for the Schrödinger equation. *Math. Model. Numer. Anal.*, 41(2):215–247, 2007.
 - [46] Gustavo Avila and Tucker Carrington. Solving the Schroedinger equation using Smolyak interpolants. *J. Chem. Phys.*, 139(13):134114, 2013.
 - [47] Jie Shen, Yingwei Wang, and Haijun Yu. Efficient spectral-element methods for the electronic Schrödinger equation. In Jochen Garcke and Dirk Pflüger, editors, *Sparse Grids and Applications - Stuttgart 2014*, Lecture Notes in Computational Science and Engineering, pages 265–289. Springer International Publishing, 2016.
 - [48] Christoph Schwab and Radu-Alexandru Todor. Sparse finite elements for elliptic problems with stochastic loading. *Numerische Mathematik*, 95(4):707–734, 2003.
 - [49] F. Nobile, R. Tempone, and C. Webster. A sparse grid stochastic collocation method for partial differential equations with random input data. *SIAM J. Numer. Anal.*, 46(5):2309–2345, 2008.
 - [50] Fabio Nobile, Lorenzo Tamellini, Francesco Tesei, and Raúl Tempone. An adaptive sparse grid algorithm for elliptic pdes with lognormal diffusion coefficient. In Jochen Garcke and Dirk Pflüger, editors, *Sparse Grids and Applications - Stuttgart 2014*, volume 109, pages 191–220. Springer International Publishing, Cham, 2016.
 - [51] Hadrien Montanelli and Qiang Du. New error bounds for deep ReLU networks using sparse grids. *SIAM J. Math. Data Sci.*, 1(1):78–92, 2019.
 - [52] Albert Cohen and Ronald DeVore. Approximation of high-dimensional parametric PDEs. *Acta Numer.*, 24:1–159, 2015.
 - [53] Jie Shen, Tao Tang, and Li-Lian Wang. *Spectral Methods : Algorithms, Analysis and Applications*. Springer, 2011.
 - [54] Weinan E and Bing Yu. The deep Ritz method: A deep learning-based numerical algorithm for solving variational problems. *Commun. Math. Stat.*, 6(1):1–12, 2018.