

Combinatorial Optimization by Graph Pointer Networks and Hierarchical Reinforcement Learning

Qiang Ma¹ Suwen Ge Danyang He Darshan Thaker Iddo Drori²

Columbia University

Abstract. In this work, we introduce Graph Pointer Networks (GPNs) trained using reinforcement learning (RL) for tackling the traveling salesman problem (TSP). GPNs build upon Pointer Networks by introducing a graph embedding layer on the input, which captures relationships between nodes. Furthermore, to approximate solutions to constrained combinatorial optimization problems such as the TSP with time windows, we train hierarchical GPNs (HGPNs) using RL, which learns a hierarchical policy to find an optimal city permutation under constraints. Each layer of the hierarchy is designed with a separate reward function, resulting in stable training. Our results demonstrate that GPNs trained on small-scale TSP50/100 problems generalize well to larger-scale TSP500/1000 problems, with shorter tour lengths and faster computational times. We verify that for constrained TSP problems such as the TSP with time windows, the feasible solutions found via hierarchical RL training outperform previous baselines. In the spirit of reproducible research we make our data, models, and code publicly available.

1 INTRODUCTION

As a fundamental problem in Computer Science and Operations Research, combinatorial optimization problems have received wide attention in the past few decades. One of the most important and practical problems is the traveling salesman problem (TSP). To introduce the TSP, consider a salesman who is traveling on a tour across a set of cities. The salesman must visit all cities exactly once while minimizing the overall tour length. TSP is known to be an NP-complete problem [21], which captures the difficulty of finding efficient exact solutions in polynomial time. To overcome this complexity barrier, several approximation algorithms and heuristics have been proposed such as the 2-opt heuristic [1], Christofides algorithm [4], guided local search [26], and the Lin-Kernighan heuristic (LKH) [8].

With the development of machine learning (ML) and reinforcement learning (RL), an increasing number of recent works concentrate on solving combinatorial optimization using an ML or RL approach [25, 2, 20, 16, 10, 12, 13, 9]. A *seq2seq* model, known as the *pointer network* [25], has great potential in approximating solutions to several combinatorial optimization problems such as finding the convex hull and the TSP. It uses LSTMs as the encoder and an attention mechanism [24] as the decoder to extract features from city

coordinates. It then predicts a policy that describes the next possible move so that a permutation of visited cities is sampled. An RL framework for pointer networks has been proposed [2], in which the pointer network model is trained by the Actor-Critic algorithm [18] and the negative tour length is used as a reward. The RL approach proved to be more efficient than previous supervised learning methods and outperformed most of the previous heuristics on TSP with up to 100 nodes. As an extension of the pointer network, Nazari et al. [20] modified the architecture of the pointer network to tackle more complex combinatorial optimization problems, such as the vehicle routing problem (VRP).

Due to the property of routing problems, the neural network architectures used in the above works do not fully take into account the relationship between problem entities, which is a critical property of routing problems and also plays a role in several other problems. As a powerful tool to process non-Euclidean data and capture graph information, Graph Neural Networks (GNNs) [11, 28] have been studied extensively in recent years. Based on GNNs, two novel approaches [16, 10] were proposed, which leverage the information of the inherent graph structure present in many combinatorial optimization problems. Li et al. [16] applied a Graph Convolutional Network (GCN) model [11] along with a guided tree search algorithm to solve graph-based combinatorial optimization problems such as Maximal Independent Set and Minimum Vertex Cover problems. Dai et al. [10] proposed a graph embedding network trained with deep Q-learning and found that this generalized well to larger-scale problems. Recently, motivated by the Transformer architecture [24], Kool et al. proposed an attention model [12, 13] to solve routing problems such as the TSP, VRP, and Orienteering Problem. In their model, the relationships between the nodes of the graph are captured by a multi-head attention mechanism, using a rollout baseline in the REINFORCE algorithm, which significantly improves the result for small-scale TSP. However, scale is still an issue for the attention model.

The previous works have achieved good approximate results on various combinatorial optimization problems, but combinatorial optimization problems with constraints, e.g. TSP with time window (TSPTW), have not been fully considered. To deal with constrained problems, Bello et al. [2] proposed a penalty method, which added a penalty term for infeasible solutions on the reward function. However, the penalty method can lead to unstable training, and the hyperparameters of the penalty term are usually difficult to tune. A better choice for training is using *hierarchical RL* methods, which have been applied widely to tackle complex problems such as video games with sparse rewards and robot maze tasks [14, 19, 6]. The

¹ Columbia University, Department of Computer Science, email: ma.qiang@columbia.edu

² Columbia University, Department of Computer Science, email: idrori@cs.columbia.edu and Cornell University, School of Operations Research and Information Engineering, email: idrori@cornell.edu

key motivation for hierarchical RL is the splitting of complex tasks into several simple subproblems which are learned in a hierarchy. Haarnoja et al. [6] introduced latent space policies for hierarchical RL, in which the lower layers of the hierarchy provide a feasible solution space and constrain the actions of the higher layers. The higher layers then make decisions based on the information from the latent space in the lower layers. In this work, we explore the use of hierarchical RL methods to tackle combinatorial optimization problems with constraints, which are split into different subtasks. Each layer of the hierarchy learns to search the feasible solutions under constraints or learns the heuristics to optimize the objective function.

In this work, we aim to approximate solutions to larger-scale TSP problems and address constrained combinatorial optimization problems. The contributions of this work are three-fold: Firstly, we propose a *graph pointer network* (GPN) to tackle the vanilla TSP. The GPN extends the pointer network with graph embedding layers and achieves faster convergence. Secondly, we add a vector context to the GPN architecture and train using early stopping in order to generalize our model to tackle larger-scale TSP instances, e.g. TSP1000, from a model trained on a much smaller TSP50 instance. Thirdly, we employ a hierarchical RL framework along with the GPN architecture to efficiently solve TSP with a time window constraint. For each task, we conduct experiments to compare our model performance with existing baselines and previous work.

This work is structured as follows. In the Preliminaries section, we formulate the TSP and its corresponding reinforcement learning framework. The Hierarchical Reinforcement Learning section introduces the hierarchical RL framework as well as the hierarchical policy gradient method. The Graph Pointer Network section describes the architecture of the proposed GPN and its hierarchical version. Then, in the Experiments section, we analyze our approach on small-scale TSP problems, their generalization capabilities to large-scale TSP problems, as well as their performance on the TSP with Time Windows problem.

2 PRELIMINARIES

2.1 Traveling Salesman Problem

In this work, we focus on solving the symmetric 2-D Euclidean traveling salesman problem (TSP) [15]. The graph of the symmetric TSP is complete and undirected. Given a list of N city coordinates $\{\mathbf{x}_1, \mathbf{x}_2, \dots, \mathbf{x}_N\} \subset \mathbb{R}^2$, the problem is to find an optimal route such that each city is visited exactly once and the total distance covered in the route is minimized. In other words, we wish to find an optimal permutation σ over the cities that minimizes the tour length [2]:

$$L(\sigma, \mathbf{X}) = \sum_{i=1}^N \|\mathbf{x}_{\sigma(i)} - \mathbf{x}_{\sigma(i+1)}\|_2, \quad (1)$$

where $\sigma(1) = \sigma(N+1)$, $\sigma(i) \in \{1, \dots, N\}$, $\sigma(i) \neq \sigma(j)$ for any $i \neq j$, and $\mathbf{X} = [\mathbf{x}_1^\top, \dots, \mathbf{x}_N^\top]^\top \in \mathbb{R}^{N \times 2}$ is a matrix consisting of all city coordinates \mathbf{x}_i . In addition, in our work, we consider the TSP with added constraints. Generally, the constrained TSP is written as the following optimization problem:

$$\begin{aligned} \min_{\sigma} \quad & L(\sigma, \mathbf{X}) = \sum_{i=1}^N \|\mathbf{x}_{\sigma(i)} - \mathbf{x}_{\sigma(i+1)}\|_2 \\ \text{s.t.} \quad & f(\sigma, \mathbf{X}) = 0, \\ & g(\sigma, \mathbf{X}) \leq 0, \end{aligned} \quad (2)$$

where σ is a permutation, $f(\sigma, \mathbf{X})$ and $g(\sigma, \mathbf{X})$ represent constraint functions.

2.2 Reinforcement Learning for TSP

We begin by introducing the notation used to formulate the TSP as a reinforcement learning problem. Let \mathcal{S} be the state space and \mathcal{A} be the action space. Each state $\mathbf{s}_t \in \mathcal{S}$ is defined as the set of all previous visited cities, i.e. $\mathbf{s}_t = \{\mathbf{x}_{\sigma(i)}\}_{i=1}^t$. The action $\mathbf{a}_t \in \mathcal{A}$ is defined as the next selected city, that is $\mathbf{a}_t = \mathbf{x}_{\sigma(t+1)}$. Since $\sigma(1) = \sigma(N+1)$, it follows that $\mathbf{a}_N = \mathbf{x}_{\sigma(N+1)} = \mathbf{x}_{\sigma(1)}$, which means the last choice of the route is the start city.

Denote a policy as $\pi_\theta(\mathbf{a}_t | \mathbf{s}_t)$, which is a distribution over candidate cities \mathbf{a}_t given a set of visited cities \mathbf{s}_t . Given a set of visited cities, the policy will return a probability distribution over the next candidate cities that have not been chosen. In our case, the policy is represented by a neural network and the parameter θ represents the trainable weights of the neural network. Furthermore, the reward function is defined as the negative cost incurred from taking action \mathbf{a}_t from state \mathbf{s}_t , i.e. $r(\mathbf{s}_t, \mathbf{a}_t) = -\|\mathbf{x}_{\sigma(t)} - \mathbf{x}_{\sigma(t+1)}\|_2$. Then the expected reward [23] is defined as follows:

$$\begin{aligned} & \mathbb{E}_{(\mathbf{s}_t, \mathbf{a}_t) \sim \pi_\theta(\mathbf{s}_t, \mathbf{a}_t)} \left[\sum_{i=1}^N r(\mathbf{s}_t, \mathbf{a}_t) \right] \\ &= \mathbb{E}_{\sigma \sim p_\theta(\Gamma), \mathbf{X} \sim \mathcal{X}} \left[\sum_{i=1}^N -\|\mathbf{x}_{\sigma(i)} - \mathbf{x}_{\sigma(i+1)}\|_2 \right] \\ &= -\mathbb{E}_{\sigma \sim p_\theta(\Gamma), \mathbf{X} \sim \mathcal{X}} [L(\sigma, \mathbf{X})] \end{aligned} \quad (3)$$

where \mathcal{X} is the space of the set of cities, Γ is the space of all possible permutations σ over \mathcal{X} , and $p_\theta(\Gamma)$ is the distribution over Γ , which is predicted by the neural network. To maximize the above reward function, the network must learn a policy to minimize the expected tour length. We employ the policy gradient algorithm [23] to learn to maximize the reward function as described next.

3 HIERARCHICAL REINFORCEMENT LEARNING

3.1 Hierarchical RL for TSP

A key aspect of our work is tackling TSP with constraints. Augmenting traditional RL reward functions with a penalty term encourages solutions to be in the feasible set [2]; however, we find this method leads to unstable training. Instead, we propose a hierarchical RL framework to more efficiently tackle TSP with constraints.

Motivated by the work of Haarnoja et al. [6, 7], we adopt a probabilistic graphical model framework for control, as demonstrated in Figure 1. Each layer of a hierarchy defines a policy, from which we sample actions. At a given layer $k \in \{0, \dots, K\}$, the current action $\mathbf{a}_t^{(k)}$ is sampled from the policy $\pi_{\theta_k}(\mathbf{a}_t^{(k)} | \mathbf{s}_t^{(k)}, \mathbf{h}_t^{(k)})$, where $\mathbf{h}_t^{(k)} \in \mathcal{H}^{(k)}$ is a latent variable from the previous layer in the hierarchy and $\mathcal{H}^{(k)}$ is its corresponding latent space. The lowest layer shown in Figure 1(b) is a simple Markov Decision Process (MDP) with action $\mathbf{a}_t^{(0)}$ sampled from policy $\pi_{\theta_0}(\mathbf{a}_t^{(0)} | \mathbf{s}_t^{(0)})$, which provides a latent vector $\mathbf{h}_t^{(1)}$ for the higher layer. The middle layer not only depends on the latent variable $\mathbf{h}_t^{(k)}$ from the $(k-1)$ -th layer, but also provides a latent variable $\mathbf{h}_t^{(k+1)}$ for the next higher layer. For convenience of notation, on the k -th layer, we extend the policy to both sample the action and provide the latent variable, i.e. $\mathbf{a}_t^{(k)}, \mathbf{h}_t^{(k+1)} \sim \pi_{\theta_k}(\cdot | \mathbf{s}_t^{(k)}, \mathbf{h}_t^{(k)})$.

Each layer corresponds to a different RL task, so the reward functions are hand-designed to be different for each layer. There are two natural ways to formulate constrained TSP optimization problems in

a hierarchical fashion. First, we set lower layer reward functions to simply bias solutions to be in the feasible set of the constrained optimization problem, and set higher layer reward functions to be the original optimization objective. Conversely, we order reward functions in increasing difficulty of optimization: the first layer attempts to solve vanilla TSP, the second layer is given a TSP instance with one constraint, and so on. For our experiments, we use the first formulation, since we find that this yields better results.

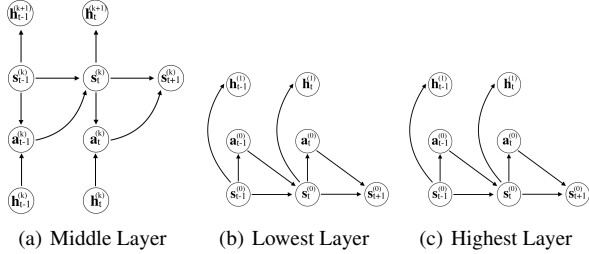


Figure 1. Graphical models for hierarchical RL framework. (a) Middle layer of hierarchy: In each middle layer, the next action is conditioned both on the current state and the latent variable from the lower layer. It also provides the latent variable for the next higher layer. (b) Lowest layer of hierarchy: a simple MDP which provides latent variables for the next layer. (c) Highest layer: does not provide latent variables and only utilizes latent variable from the lower layer.

3.2 Hierarchical Policy Gradient

We use the policy gradient method to learn a hierarchical policy. Considering a hierarchical policy, the objective function of the k -th layer is $J(\theta_k) = -\mathbb{E}_{\sigma \sim p_{\theta_k}(\sigma), \mathbf{x} \sim \mathcal{X}} [L(\sigma, \mathbf{X})]$. Based on the REINFORCE algorithm, the gradient of the k -th layer policy is expressed as [2, 27]:

$$\begin{aligned} \nabla_{\theta_k} J(\theta_k) = & \frac{1}{B} \sum_{i=1}^B \left[\left(\sum_{t=1}^N r_k(\mathbf{s}_{i,t}^{(k)}, \mathbf{a}_{i,t}^{(k)}) - b_{i,k} \right) \right. \\ & \left. \times \left(\sum_{t=1}^N \nabla_{\theta_k} \log \pi_{\theta_k}(\mathbf{a}_{i,t}^{(k)} | \mathbf{s}_{i,t}^{(k)}, \mathbf{h}_{i,t}^{(k)}) \right) \right], \end{aligned} \quad (4)$$

where B is the batch size, π_{θ_k} is the k -th layer policy, $r_k(\cdot, \cdot)$ is the reward function for the k -th layer, $b_{i,k}$ is the k -th layer baseline, and $\mathbf{h}_{i,t}^{(k)}$ is the latent variable from the lower layer. Based on Equation 4, the parameters θ_k are optimized using gradient descent through the update rule $\theta_k \leftarrow \theta_k + \alpha \nabla_{\theta_k} J(\theta_k)$.

3.2.1 Central Self-Critic

We introduce the *central self-critic* baseline $b_{i,k}$, which is similar to the self-critic baseline [22] and the rollout baseline in the Attention Model [12]. The central self-critic baseline $b_{i,k}$ is expressed as:

$$\begin{aligned} b_{i,k} = & \sum_{t=1}^N \left(r_k(\tilde{\mathbf{s}}_{i,t}^{(k)}, \tilde{\mathbf{a}}_{i,t}^{(k)}) \right) \\ & + \left[\frac{1}{B} \sum_{t=1}^N \sum_{j=1}^B \left(r_k(\mathbf{s}_{j,t}^{(k)}, \mathbf{a}_{j,t}^{(k)}) - r_k(\tilde{\mathbf{s}}_{j,t}^{(k)}, \tilde{\mathbf{a}}_{j,t}^{(k)}) \right) \right] \end{aligned} \quad (5)$$

where the action $\tilde{\mathbf{a}}_{i,t}^{(k)} \sim \pi_{\theta_k}^{Greedy}$ is from the greedy policy $\pi_{\theta_k}^{Greedy}$, i.e. the action is sampled greedily, and $\tilde{\mathbf{s}}_{i,t}^{(k)}$ is the corresponding state.

The second term of Equation 5 is the gap of the rewards between the sampling and greedy approach, which is designed to centre the advantage term in the REINFORCE algorithm [27]. Using a central self-critic baseline accelerates the convergence rate compared to using an exponential moving average of the rewards.

Since the lowest layer of the hierarchy is a Markov Decision Process (MDP), the lowest-level policy is learned directly and provides latent variables for the higher layer. In other words, we use a bottom-up approach for learning the hierarchical policy and training the neural network.

3.2.2 Layer-wise Policy Optimization

Suppose we need to learn a $(K+1)$ -layer hierarchical policy, which includes $\pi_{\theta_0}, \pi_{\theta_1}, \dots, \pi_{\theta_K}$. Each policy is represented by a GPN. In order to learn policy π_{θ_k} , we first need to train all lower layers π_{θ_k} for $k = 0, \dots, K-1$ and fix the weights of the neural networks. Then, for layer $k = 0, \dots, K-1$, we sample $(\mathbf{s}_t^{(k)}, \mathbf{a}_t^{(k)})$ based on π_{θ_k} , and provide latent variable $\mathbf{h}_t^{(k+1)}$ for the next higher layer. Finally, we can learn the policy π_{θ_K} from $\mathbf{h}_t^{(K)}$. Algorithm 1 provides detailed pseudo-code.

Algorithm 1 Layer-wise Policy Optimization

- 1: **procedure** TRAIN(training set \mathcal{X} , # of training steps M_0, M_1, \dots, M_K , batch size B , learning rate α , the number of layers K)
 - 2: Initialize network parameters θ_k for $k \in \{0, \dots, K\}$
 - 3: **for** $k = 0$ to K **do**
 - 4: **for** $m = 1$ to M_k **do**
 - 5: $\mathbf{X}_i \sim \text{Sample}(\mathcal{X})$ for $i \in \{1, \dots, B\}$
 - 6: **for** $j = 0$ to $k-1$ **do**
 - 7: $\mathbf{a}_{i,t}^{(j)}, \mathbf{h}_{i,t}^{(j+1)} \sim \pi_{\theta_j}(\cdot | \mathbf{s}_{i,t}^{(j)}, \mathbf{h}_{i,t}^{(j)})$
 - 8: $\mathbf{a}_{i,t}^{(k)} \sim \pi_{\theta_k}(\cdot | \mathbf{s}_{i,t}^{(k)}, \mathbf{h}_{i,t}^{(k)})$
 - 9: $\tilde{\mathbf{a}}_{i,t}^{(k)} \sim \pi_{\theta_k}^{Greedy}(\cdot | \tilde{\mathbf{s}}_{i,t}^{(k)}, \tilde{\mathbf{h}}_{i,t}^{(k)})$
 - 10: Compute $J(\theta_k), \nabla_{\theta_k} J(\theta_k)$
 - 11: $\theta_k \leftarrow \theta_k + \alpha \nabla_{\theta_k} J(\theta_k)$
 - 12: **return** $\pi_{\theta_0}, \pi_{\theta_1}, \dots, \pi_{\theta_K}$
-

4 GRAPH POINTER NETWORK

4.1 GPN Architecture

We propose a *graph pointer network* (GPN) based on the pointer network [2] for approximately solving the TSP. The GPN architecture, which is shown in Figure 2, consists of an encoder and decoder component.

Encoder The encoder includes two parts: point encoder and graph encoder. For the point encoder, each city coordinate \mathbf{x}_i is embedded into a higher dimensional vector $\tilde{\mathbf{x}}_i \in \mathbb{R}^d$, where d is the hidden dimension. This linear transformation shares weights across all cities \mathbf{x}_i . The vector $\tilde{\mathbf{x}}_i$ for the current city \mathbf{x}_i is then encoded by an LSTM. The hidden variable \mathbf{x}_i^h of the LSTM is passed to both the decoder in the current step and the encoder in the next time step. For the graph encoder, we use graph embedding layers to encode all city coordinates $\mathbf{X} = [\mathbf{x}_1^\top, \dots, \mathbf{x}_N^\top]^\top$, and pass it to the decoder.

Graph Embedding Layer In TSP, the context information of a city node includes the neighbors' information of the city. In a GPN, context information is obtained by encoding all city coordinates \mathbf{X} via a graph neural network (GNN) [11, 28]. Each layer of the GNN is expressed as:

$$\mathbf{x}_i^l = \gamma \mathbf{x}_i^{l-1} \Theta + (1 - \gamma) \phi_\theta \left(\frac{1}{|\mathcal{N}(i)|} \{ \mathbf{x}_j^{l-1} \}_{j \in \mathcal{N}(i) \cup \{i\}} \right), \quad (6)$$

where $\mathbf{x}_i^l \in \mathbb{R}^{d_l}$ is the l -th layer variable with $l \in \{1, \dots, L\}$, $\mathbf{x}_i^0 = \mathbf{x}_i$, γ is a trainable parameter which regularizes the eigenvalue of the weight matrix, $\Theta \in \mathbb{R}^{d_{l-1} \times d_l}$ is a trainable weight matrix, $\mathcal{N}(i)$ is the adjacency set of node i , and $\phi_\theta : \mathbb{R}^{d_{l-1}} \rightarrow \mathbb{R}^{d_l}$ is the aggregation function [11], which is represented by a neural network in this work. Furthermore, since we only consider symmetric TSP, the graph of the TSP is a complete graph. Therefore, the graph embedding layer is further expressed as:

$$\mathbf{X}^l = \gamma \mathbf{X}^{l-1} \Theta + (1 - \gamma) \Phi_\theta \left(\mathbf{X}^{l-1} / |\mathcal{N}(i)| \right), \quad (7)$$

where $\mathbf{X}^l \in \mathbb{R}^{N \times d_l}$, and $\Phi_\theta : \mathbb{R}^{N \times d_{l-1}} \rightarrow \mathbb{R}^{N \times d_l}$ is the aggregation function.

Vector Context In previous work [2, 12], the context is computed based on the 2D coordinates of all cities, i.e. $\mathbf{X} \in \mathbb{R}^{N \times 2}$. We refer to this context as *point context*. In contrast, instead of using coordinate features directly, in this work, we use the vectors pointing from the current city to all other cities as the context, which we refer to as a *vector context*. For the current city \mathbf{x}_i , suppose $\mathbf{X}_i = [\mathbf{x}_i^\top, \dots, \mathbf{x}_i^\top]^\top \in \mathbb{R}^{N \times 2}$ is a matrix with identical rows \mathbf{x}_i . We define $\bar{\mathbf{X}}_i = \mathbf{X} - \mathbf{X}_i$ as the vector context. The j -th row of $\bar{\mathbf{X}}_i$ is a vector pointing from node i to node j . Then $\bar{\mathbf{X}}_i$ is passed into the graph embedding layers. A graph embedding layer is rewritten as $\bar{\mathbf{X}}_i^l = \gamma \bar{\mathbf{X}}_i^{l-1} \Theta + (1 - \gamma) \Phi_\theta (\bar{\mathbf{X}}_i^{l-1} / |\mathcal{N}(i)|)$. In practice, the GPN using the vector context yields more transferable representations, which allows the model to perform well on larger-scale TSP.

Decoder The decoder is based on an attention mechanism and outputs the pointer vector \mathbf{u}_i , which is then passed to a softmax layer to generate a distribution over the next candidate cities. Similar to pointer networks [2], the attention mechanism and pointer vector \mathbf{u}_i is defined as:

$$\mathbf{u}_i^{(j)} = \begin{cases} v^\top \cdot \tanh(W_r r_j + W_q q) & \text{if } j \neq \sigma(k), \forall k < j, \\ -\infty & \text{otherwise,} \end{cases} \quad (8)$$

where $\mathbf{u}_i^{(j)}$ is the j -th entry of the vector \mathbf{u}_i , W_r and W_q are trainable matrices, q is a query vector from the hidden variable of the LSTM, and r_i is a reference vector containing the information of the context of all cities. Precisely, we use the hidden variable \mathbf{x}_i^h from the point encoder as the query vector q , and use the context \mathbf{X}^L from the graph embedding layer as the reference, i.e. $q = \mathbf{x}_i^h$ and $r_j = \mathbf{X}_j^L$.

The distribution policy over all candidate cities is given by:

$$\pi_\theta(\mathbf{a}_i | \mathbf{s}_i) = \mathbf{p}_i = \text{softmax}(\mathbf{u}_i) \quad (9)$$

We predict the next visited city $\mathbf{a}_i = \mathbf{x}_{\sigma(i+1)}$, by sampling or choosing greedily from the policy $\pi_\theta(\mathbf{a}_i | \mathbf{s}_i)$.

4.2 Hierarchical GPN Architecture

In this section, we use the proposed GPN to design a hierarchical architecture. The architecture of a two-layer hierarchical GPN (HGPN)

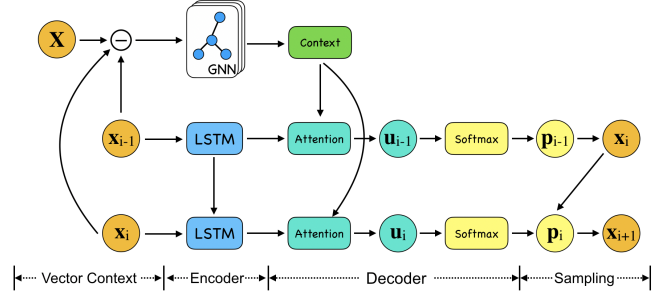


Figure 2. Architecture for Graph Pointer Network. The current city coordinate \mathbf{x}_i (we denote $\mathbf{x}_{\sigma(i)}$ as \mathbf{x}_i for convenience) is encoded by the LSTM while $\bar{\mathbf{X}} = (\mathbf{X} - \mathbf{X}_i)$ is encoded as the vector context by a graph neural network. The encoded vectors are passed to the attention decoder, which outputs the pointer vector \mathbf{u}_i . The probability distribution over the next candidate city is $\mathbf{p}_i = \text{softmax}(\mathbf{u}_i)$. The next visited city \mathbf{x}_{i+1} is sampled from \mathbf{p}_i .

is illustrated in Figure 3. In contrast to a single-layer GPN, the coordinate $\mathbf{x}_i^{(k)}$ at k -th layer is first passed as input to a lower-level neural network and the network outputs a pointer vector $\mathbf{u}_i^{(k-1)}$. Then, $\mathbf{u}_i^{(k-1)}$ is added to the pointer vector $\mathbf{u}_i^{(k)}$ of a higher layer, i.e. $\mathbf{p}_i^{(k)} = \text{softmax}(\mathbf{u}_i^{(k)} + \alpha \mathbf{u}_i^{(k-1)})$, where α is a trainable parameter. This plays an important role since $\mathbf{u}_i^{(k-1)}$ contains lower layer information which provides a prior distribution over the output cities. The output $\mathbf{x}_{i+1}^{(k)}$ is then sampled from $\pi_\theta(\cdot | \mathbf{s}_i^{(k)}, \mathbf{h}_i^{(k)}) = \mathbf{p}_i^{(k)}$, where $\mathbf{h}_i^{(k)} = \mathbf{u}_i^{(k-1)}$ is the latent variable from the lower layer.

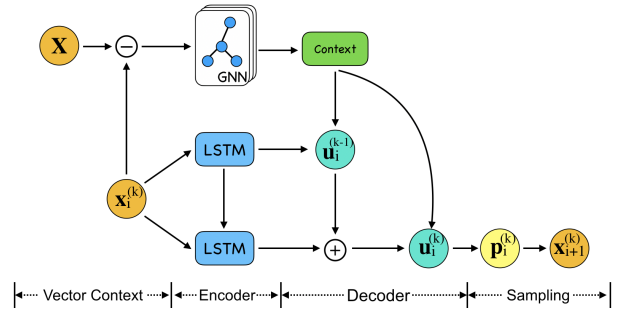


Figure 3. A two layer hierarchical architecture of GPN. The pointer vectors of the two layers are added together to predict the next candidate city. The pointer vector of the lower layer provides a prior for the higher layer.

5 EXPERIMENTS

In our experiments, we use $L = 3$ graph embedding layers to encode the context in the GPN. The aggregation function used is a single layer fully connected neural network. The graph embedding layer is expressed as

$$\mathbf{X}^l = \gamma \mathbf{X}^{l-1} \Theta + (1 - \gamma) g(\mathbf{X}^{l-1} W / |\mathcal{N}(i)| + b), \quad (10)$$

where $g(\cdot)$ is the ReLU activation function, $W \in \mathbb{R}^{d_{l-1} \times d_a}$ and $b \in \mathbb{R}^{N \times d_a}$ are trainable weights and biases with $d_l = d_a = 128$ for $l = 1, 2, 3$. We use point context for small-scale problems such as TSP20/50 and vector context for larger-scale problems such as

TSP500. The training data is generated randomly from a $[0, 1]^2$ uniform distribution. In each epoch, the training data is generated on the fly. The central self-critic baseline is used during RL training. Unless otherwise specified, the following experiments use the hyperparameters shown in Table 1.

Table 1. Hyperparameters used for training

Parameter	Value	Parameter	Value
Epoch	100	Optimizer	Adam
Batch size	512	Learning rate	1e-3
Training steps (per epoch)	2500	Learning rate decay	0.96

OR-Tools Setting We use OR-Tools [5] as one of the baselines to compare with our result. To compare with larger-scale TSP instances, the Savings and Christofides algorithms are selected as first solution strategies in OR-Tools. The search time limit for each TSP instance is set to 5 seconds. We choose Guided Local Search as the metaheuristic when running OR-Tools. For TSP with Time Windows (TSPTW), the Savings algorithm is picked as the first solution strategy in OR-Tools. We use the default setting for its search limits and metaheuristics.

5.1 Experiments for small-scale TSP

We train our GPN model with TSP20 and TSP50 instances. The training time of each epoch is 7 minutes for TSP20 and 30 minutes for TSP50 using one NVIDIA Tesla P100 GPU. We compare the performance of our model on small-scale TSP with previous work, such as the Attention Model [12], s2v-DQN [10], the Pointer Network [2], and other heuristics, e.g. 2-opt heuristics, Christofides algorithm and random insertion. The results are shown in Figure 4, which compares the approximate gap to the optimal solution. A smaller gap indicates a better result. The optimal solutions are obtained from the LKH algorithm. We observe that for small-scale TSP instances, the GPN outperforms the Pointer Network, which demonstrates the usefulness of the graph embedding, but yields worse approximations than the Attention Model.

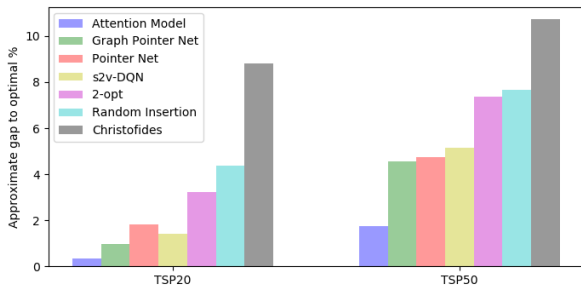


Figure 4. Comparison of TSP20/50 results: Attention Model, s2v-DQN, Pointer Net, 2-opt, random insertion and Christofides. The y-axis is the approximate gap to the optimal solutions.

5.2 Experiments for larger-scale TSP

In real world applications, most practical TSP instances have hundreds or thousands of nodes, and the optimal solution is not efficiently computable. We find that the proposed GPN model generalizes well from small-scale TSP problems to larger-scale problems. The generalization capacity increases by an order of magnitude.

In Table 2, we train a GPN model with vector context on TSP50 data with 10 epochs, and use this model to predict the routes on TSP250/500/750/1000. Furthermore, we use a local search algorithm 2-opt [1] to improve our results after prediction. The Pointer Network (PN) [2], s2v-DQN [10] and Attention Model (AM) [12] are also trained with TSP50 data, and we check the transferability of these models to larger-scale problem as well. Results are averaged over 1000 TSP instances. Due to memory constraints, we set the batch size $B = 50$ during inference for all models. The results are also compared with LKH, nearest neighbor, 2-opt, farthest insertion and Google OR-Tools [5].

Table 2 shows that our GPN model outperforms PN and AM when we train with TSP50 instances and generalize to larger-scale problems. With local search added, the GPN+2opt has similar tour length to s2v-DQN, but saves $\approx 20\%$ running time. Compared with the 2-opt heuristic, the GPN+2opt uses $\approx 25\%$ less running time, which means the GPN model can be treated as a good initialization method. The GPN+2opt also outperforms OR-Tools on TSP1000. On Table 2, GPN does not outperform the state-of-the-art TSP solver, e.g. LKH and Farthest Insertion. However, it still has the potential to be an effective initialization method, since the GPN shows good generalization capabilities and can solve TSP instances in parallel. Some sample tours are shown in Figure 5.

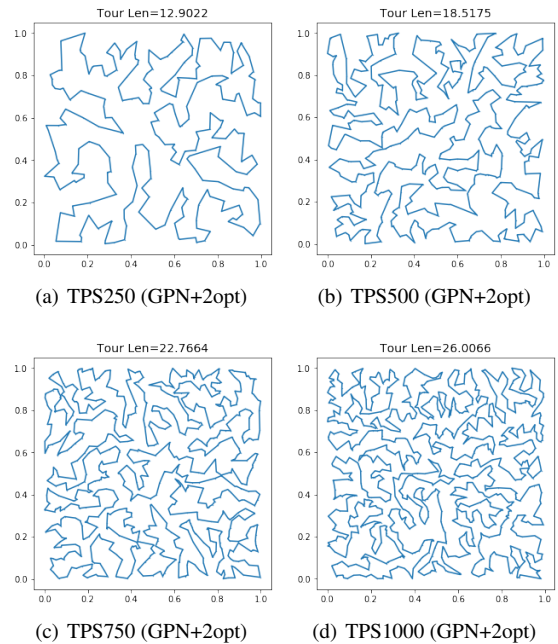


Figure 5. Sample tours for TSP250/500/750/1000. Approximate solutions of larger-scale TSP predicted by GPN and 2-opt heuristics.

As aforementioned, the generalization capacity of the GPN model is roughly an order of magnitude larger than the size of the instances the model is trained on. More specifically, we train the GPN models on TSP20/50/100 and use these models to predict on TSP500/1000. The results are shown in Table 3, which demonstrates that the results improve if we increase the size of the TSP instances used for training.

5.3 Experiments for TSP with time window

Finally, we consider a well known constrained TSP problem, the TSP with Time Windows (TSPTW). In TSPTW, each node i has its own

Table 2. Comparison for larger-scale TSP. Each result is obtained by running on 1000 random TSP instances. Tour Len refers to average tour length. Time refers to total running time (sec) of 1000 instances.

Method	TSP 250		TSP 500		TSP 750		TSP 1000	
	Tour Len.	Time	Tour Len.	Time	Tour Len.	Time	Tour Len.	Time
LKH	11.893	9792s	16.542	23070s	20.129	36840s	23.130	50680s
Concorde	11.89	1894s	16.55	13902s	20.10	32993s	23.11	47804s
Nearest Neighbor	14.928	25s	20.791	60s	25.219	115s	28.973	136s
2-opt	13.253	303s	18.600	1363s	22.668	3296s	26.111	6153s
Farthest Insertion	13.026	33s	18.288	160s	22.342	454s	25.741	945s
OR-Tools (Savings)	12.652	5000s	17.653	5000s	22.933	5000s	28.332	5000s
OR-Tools (Christofides)	12.289	5000s	17.449	5000s	22.395	5000s	26.477	5000s
s2v-DQN	13.079	476s	18.428	1508s	22.550	3182s	26.046	5600s
Pointer Net	14.249	29s	21.409	280s	27.382	782s	32.714	3133s
Attention Model	14.032	2s	24.789	14s	28.281	42s	34.055	136s
GPN (ours)	13.679	32s	19.605	111s	24.337	232s	28.471	393s
GPN+2opt (ours)	12.942	214s	18.358	974s	22.541	2278s	26.129	4410s

Table 3. Comparison for larger-scale TSP. The GPNs are trained with different size of TSP instances. Each result is obtained by running on 1000 random TSP instances. Tour Len refers to average tour length. Time refers to total running time (sec) of 1000 instances.

Model	TSP 500		TSP 1000	
	Tour Len.	Time	Tour Len.	Time
GPN (TSP20)	22.320	107s	33.649	391s
GPN (TSP50)	19.605	111s	28.471	393s
GPN (TSP100)	19.527	109s	28.036	408s

service time interval $[e_i, l_i]$, where e_i is the entering time and l_i is the leaving time. A city cannot be visited after its leaving time. If the node is visited earlier than the entering time, the salesman must wait until the service begins, namely until the entering time. In this experiment, we consider the following formalization of the TSP with Time Windows problem:

$$\begin{aligned}
 \min_{\sigma} \quad & \sum_{i=1}^N c_i \\
 \text{s.t.} \quad & c_{i+1} - c_i \geq \|\mathbf{x}_{\sigma(i+1)} - \mathbf{x}_{\sigma(i)}\|_2, \quad i \in \{1, \dots, N-1\}, \\
 & e_i \leq c_i \leq l_i, \quad i \in \{1, \dots, N\},
 \end{aligned} \tag{11}$$

where c_i is the time cost for the i -th city. In this problem, a feasible solution does not always exist. To ensure the existence of training and test data, we first generate TSP20 instances from a $[0, 1]^2$ uniform distribution. Then using 2-opt local search on the generated instances, we solve the approximate solutions \tilde{c}_i for $i \in \{1, \dots, N\}$. We set $e_i = \max\{\tilde{c}_i - \tilde{e}_i, 0\}$ and $l_i = \tilde{c}_i + \tilde{l}_i$, where $\tilde{e}_i \sim \text{Uniform}(0, 2)$ and $\tilde{l}_i \sim \text{Uniform}(0, 2) + 1$. Therefore, $e_i \leq \tilde{c}_i < l_i$, which means that a feasible solutions in the training and test data always exist. The dataset is obtained by shuffling all cities in the instances above. The exponential moving average critic baseline [12] is used during RL training.

In the experiments for TSP with Time Windows (TSPTW), we construct a two-layer hierarchical GPN (HGPN). First we define:

$$\rho(c, l) := \sum_{i=1}^N \max\{l_i - c_i, 0\}, \tag{12}$$

as the penalty if the arriving time exceeds the leaving time, where l_i is the leaving time and c_i is the arriving time. Then the reward function of the lower layer is the penalty of violating the leaving time constraints $r_1 = \beta * \rho(c, l)$, where β is the penalty factor. The reward of the higher layer is the total time cost of TSPTW plus the

penalty:

$$r_2 = \sum_{i=1}^N c_i + \beta * \rho(c, l). \tag{13}$$

For the inference phase, we use $\rho(c, l)$ to measure accuracy, i.e. the number of instances that are solved successfully. For any of the instances, if $\rho(c, l) > 0$, then there exists at least one city such that the arriving time exceeds the leaving time, which indicates that the solution is infeasible.

The lower layer is trained with 1 epoch of TSPTW20 data, and the higher layer is trained with 19 epochs. For TSPTW data, each of the nodes \mathbf{x}_i is a tuple (x_i, y_i, e_i, l_i) , where (x_i, y_i) is a 2-D coordinate and e_i, l_i are the entering and leaving time. We average results over 10000 problem instances to compare our results with OR-Tools and Ant Colony Optimization (ACO) algorithm [3].

At prediction time, we use both the greedy and sampling method. The result is improved by sampling 100 or 500 times. Table 4 demonstrates that our HGPN framework outperforms all other baselines on TSPTW including the single-layer GPN. Even though all instances have feasible solutions based on our training setup, sometimes the algorithms will fail to find a feasible solution. To capture this, we use the percentage of feasible solutions as an evaluation metric. The HGPN achieves a much higher percentage of feasible solutions compared to the baselines. Some sample tours are shown in Figure 6.

Table 4. Results for TSPTW20. Cost: objective of TSPTW. Time: the running time of the algorithms. Feasible %: the percentage of instances that are predicted to have feasible solutions by the algorithm.

Method	Cost	Time	Feasible %
OR-Tools (Savings)	4.045	121s	72.06%
ACO	4.655	204s	62.10%
GPN-greedy	4.209	1s	99.87%
HGPN-greedy	4.178	1s	99.88%
HGPN-sampling-100	4.013	99s	100%
HGPN-sampling-500	3.991	494s	100%

5.4 Real World TSP Instances

We have evaluated our model on the real world TSPLIB dataset using instances which have less than 1500 nodes. We report the average gap between our result and the best solution, which is shown in Table 5.

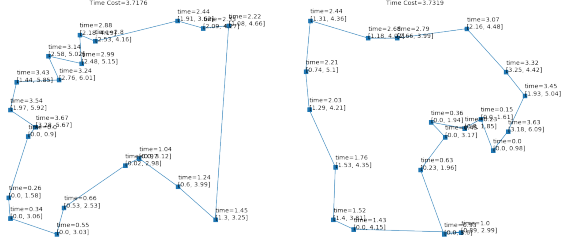


Figure 6. Sample tours for TSPTW20. For the text on each node, the first line is the arriving time, and the second line is the time window.

Table 5. Evaluation on real world TSPLIB dataset.

Method	Concorde	GPN+2opt
Optimality Gap	$0.13 \pm 0.6\%$	$9.35 \pm 3.45\%$
Running Time	1377s	200s

6 DISCUSSION

6.1 Generalization

Vector Context In our GPN model, we use vector context before encoding. The vector context is helpful to obtain pairwise information between cities. Therefore, in each step, our model knows the relative position between the current city and all others, which contributes to good generalization. In the experiments, the GPN with vector context performs better than GPN with point context on larger-scale TSP, which is illustrated in Figure 7.

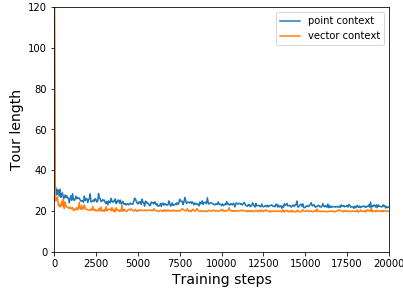


Figure 7. Validation curves of GPN on TSP500. The GPN model is trained with TSP50 and generalizes on TSP500.

Early Stopping In order to generalize well to larger-scale instances and avoid overfitting on small-scale problems, we use early stopping during training and solve larger-scale TSP with models trained for 10 epochs. The comparison results between performance on various levels of early stopping is shown in Table 6. Based on the performance, we still train PN, s2v-DQN, AM for 100 epochs.

Table 6. Tour length results obtained by GPN on different epochs. We train GPN with TSP50 instances and predict TSP500/1000. The bold result is the shortest tour length.

Epoch	1	5	10	100
TSP500	20.26	19.69	19.58	20.19
TSP1000	29.23	28.52	28.48	29.28

Clip Range In our model, we clip the range of pointer vector \mathbf{u} to $[-C, C]$. Instead of $C = 10$, which is used in previous work [2], we

choose $C = 100$ to make a better exploration-exploitation tradeoff.

6.2 Hierarchical Architecture

In TSPTW problem, the hierarchical GPN (HGPN) performs better than single-layer GPN. The training curves of HGPN and single-layer GPN are shown in Figure 8. For single-layer GPN, the reward function includes both the penalty and the objective of TSPTW, which leads to unstable training on the early stage as shown by the blue curve in Figure 8. In contrast, we train the lower layer of HGPN to minimize the penalty term, which is simple to learn and converges quickly within one epoch. Then, the lower layer provides a prior distribution of possible feasible solutions for the higher layer. Given the latent information of feasible solutions, the higher layer of HGPN converges quicker than single-layer GPN and yields better solutions.

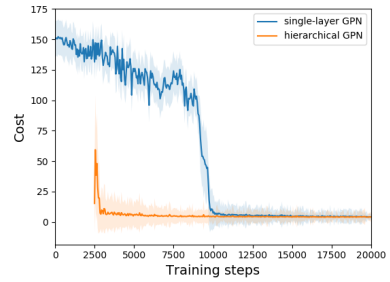


Figure 8. Validation curves of HGPN and single-layer GPN on TSPTW20 during training. The orange curve shows only the higher layer of HGPN and begins at the 2nd epoch. The 1st epoch is used for training lower layer.

7 CONCLUSION

In this work, we propose a Graph Pointer Network (GPN) framework which efficiently solves larger-scale TSP by using graph embedding layers. Training a hierarchical RL model allows our approach to additionally tackle constrained combinatorial optimization problems such as the TSP with time windows. Our experimental results demonstrate that the GPN generalizes well from small-scale to larger-scale problems, outperforming previous RL methods. We make our data, models, and code publicly available [17].

REFERENCES

- [1] Emile Aarts, Emile HL Aarts, and Jan Karel Lenstra, *Local search in combinatorial optimization*, Princeton University Press, 2003.
- [2] Irwan Bello, Hieu Pham, Quoc V Le, Mohammad Norouzi, and Samy Bengio, ‘Neural combinatorial optimization with reinforcement learning’, *International Conference on Learning Representations Workshop*, (2017).
- [3] Chi-Bin Cheng and Chun-Pin Mao, ‘A modified ant colony system for solving the travelling salesman problem with time windows’, *Mathematical and Computer Modelling*, **46**(9-10), 1225–1235, (2007).
- [4] Nicos Christofides, ‘Worst-case analysis of a new heuristic for the travelling salesman problem’, Technical report, Carnegie-Mellon University, Pittsburgh Management Sciences Research Group, (1976).
- [5] Google, ‘Or-tools, Google optimization tools’, <https://developers.google.com/optimization/routing>, (2016).
- [6] Tuomas Haarnoja, Kristian Hartikainen, Pieter Abbeel, and Sergey Levine, ‘Latent space policies for hierarchical reinforcement learning’, in *International Conference on Machine Learning*, pp. 1846–1855, (2018).

- [7] Tuomas Haarnoja, Aurick Zhou, Pieter Abbeel, and Sergey Levine, 'Soft actor-critic: Off-policy maximum entropy deep reinforcement learning with a stochastic actor', in *International Conference on Machine Learning*, pp. 1856–1865, (2018).
- [8] Keld Helsgaun, 'An effective implementation of the lin–kernighan traveling salesman heuristic', *European Journal of Operational Research*, **126**(1), 106–130, (2000).
- [9] Chaitanya K Joshi, Thomas Laurent, and Xavier Bresson, 'An efficient graph convolutional network technique for the travelling salesman problem', *arXiv preprint arXiv:1906.01227*, (2019).
- [10] Elias Khalil, Hanjun Dai, Yuyu Zhang, Bistra Dilkina, and Le Song, 'Learning combinatorial optimization algorithms over graphs', in *Advances in Neural Information Processing Systems*, pp. 6348–6358, (2017).
- [11] Thomas N Kipf and Max Welling, 'Semi-supervised classification with graph convolutional networks', *International Conference on Learning Representations*, (2016).
- [12] Wouter Kool, Herke van Hoof, and Max Welling, 'Attention, learn to solve routing problems!', *International Conference on Learning Representations*, (2019).
- [13] Wouter Kool, Herke van Hoof, and Max Welling, 'Buy 4 reinforce samples, get a baseline for free!', *International Conference on Learning Representations*, (2019).
- [14] Tejas D Kulkarni, Karthik Narasimhan, Ardavan Saeedi, and Josh Tenenbaum, 'Hierarchical deep reinforcement learning: Integrating temporal abstraction and intrinsic motivation', in *Advances in Neural Information Processing Systems*, pp. 3675–3683, (2016).
- [15] Eugene L Lawler, Jan Karel Lenstra, AHG Rinnooy Kan, David Bernard Shmoys, et al., *The traveling salesman problem: a guided tour of combinatorial optimization*, volume 3, Wiley New York, 1985.
- [16] Zhuwen Li, Qifeng Chen, and Vladlen Koltun, 'Combinatorial optimization with graph convolutional networks and guided tree search', in *Advances in Neural Information Processing Systems*, pp. 537–546, (2018).
- [17] Qiang Ma, Suwen Ge, Danyang He, Darshan Thaker, and Iddo Drori, 'GitHub Repository for Combinatorial Optimization by Graph Pointer Networks and Hierarchical Reinforcement Learning', <https://github.com/qiang-ma/graph-pointer-network>, (2019).
- [18] Volodymyr Mnih, Adria Puigdomenech Badia, Mehdi Mirza, Alex Graves, Timothy Lillicrap, Tim Harley, David Silver, and Koray Kavukcuoglu, 'Asynchronous methods for deep reinforcement learning', in *International Conference on Machine Learning*, pp. 1928–1937, (2016).
- [19] Ofir Nachum, Shixiang Shane Gu, Honglak Lee, and Sergey Levine, 'Data-efficient hierarchical reinforcement learning', in *Advances in Neural Information Processing Systems*, pp. 3303–3313, (2018).
- [20] Mohammadreza Nazari, Afshin Oroojlooy, Lawrence Snyder, and Martin Takáč, 'Reinforcement learning for solving the vehicle routing problem', in *Advances in Neural Information Processing Systems*, pp. 9839–9849, (2018).
- [21] Christos H Papadimitriou, 'The euclidean travelling salesman problem is np-complete', *Theoretical Computer Science*, **4**(3), 237–244, (1977).
- [22] Steven J Rennie, Etienne Marcheret, Youssef Mroueh, Jerret Ross, and Vaibhava Goel, 'Self-critical sequence training for image captioning', in *IEEE Conference on Computer Vision and Pattern Recognition*, pp. 7008–7024, (2017).
- [23] Richard S Sutton and Andrew G Barto, *Reinforcement learning: An introduction*, MIT Press, 2018.
- [24] Ashish Vaswani, Noam Shazeer, Niki Parmar, Jakob Uszkoreit, Llion Jones, Aidan N Gomez, Łukasz Kaiser, and Illia Polosukhin, 'Attention is all you need', in *Advances in neural information processing systems*, pp. 5998–6008, (2017).
- [25] Oriol Vinyals, Meire Fortunato, and Navdeep Jaitly, 'Pointer networks', in *Advances in Neural Information Processing Systems*, pp. 2692–2700, (2015).
- [26] Christos Voudouris and Edward Tsang, 'Guided local search and its application to the traveling salesman problem', *European Journal of Operational Research*, **113**(2), 469–499, (1999).
- [27] Ronald J Williams, 'Simple statistical gradient-following algorithms for connectionist reinforcement learning', *Machine Learning*, **8**(3–4), 229–256, (1992).
- [28] Keyulu Xu, Weihua Hu, Jure Leskovec, and Stefanie Jegelka, 'How powerful are graph neural networks?', *International Conference on Learning Representations*, (2019).