

# Photon-mediated localization in two-level qubit arrays

Janet Zhong,<sup>1</sup> Nikita A. Olekhno,<sup>2</sup> Yongguan Ke,<sup>1,3</sup> Alexander V. Poshakinskiy,<sup>4</sup>  
Chaohong Lee,<sup>3,5</sup> Yuri S. Kivshar,<sup>1,2</sup> and Alexander N. Poddubny<sup>1,2,4,\*</sup>

<sup>1</sup>*Nonlinear Physics Centre, Research School of Physics,  
Australian National University, Canberra ACT 2601, Australia*

<sup>2</sup>*ITMO University, St. Petersburg 197101, Russia*

<sup>3</sup>*Laboratory of Quantum Engineering and Quantum Metrology, School of Physics and Astronomy,  
Sun Yat-Sen University (Zhuhai Campus), Zhuhai 519082, China*

<sup>4</sup>*Ioffe Institute, St. Petersburg 194021, Russia*

<sup>5</sup>*State Key Laboratory of Optoelectronic Materials and Technologies,  
Sun Yat-Sen University (Guangzhou Campus), Guangzhou 510275, China*

(Dated: November 12, 2019)

We predict the existence of a novel interaction-induced spatial localization in a periodic array of qubits coupled to a waveguide. This localization can be described as a quantum analogue of a self-induced optical lattice between two indistinguishable photons, where one photon creates a standing wave that traps the other photon. The localization is caused by the interplay between on-site repulsion due to the photon blockade and the waveguide-mediated long-range coupling between the qubits.

*Introduction.* Many-body quantum optical systems have received intense interest in the recent years due to ground-breaking experiments with superconducting qubits [1–3] and cold atoms coupled to waveguides [4]. A paradigmatic system in quantum optics is an array of atoms coupled to freely propagating photons [5–7]. Waveguide quantum electrodynamics, where photons propagate in one dimension, is promising for quantum networks [8] and quantum computation [9]. When atoms are located at the same point, the full quantum problem can be solved exactly [10] because light interacts only with the symmetric superradiant excitation of the array. When atoms are arranged in a lattice where the spacing is smaller than the wavelength of incident light, collective subradiant excitations begin to play an important role [11–15].

The physics of such systems becomes especially rich in the multi-excitation regime due to photon blockade. Since a single qubit cannot be excited twice, the interaction between excitations becomes a decisive factor that strongly affects both the lifetime and spatial distribution of the collective many-body states. For arrays of two-level atoms, subradiant two-excitation states are fermionized due to interactions [16] and two-particle excitations which are products of dark and bright single-excitation states can appear [17]. Spatially bound subradiant dimers have also been predicted [18] and a transition from few-body quantum to nonlinear classical regimes has recently been theorised [19].

In this Letter, we uncover and study a new class of two-particle hybrid excitations in arrays of subwavelength-spaced two-level qubits coupled to a waveguide. We reveal that when one of two indistinguishable photons forms a standing wave, the second photon can be localized in the nodes of this wave, as shown in Fig. 1(a). This effect can be viewed as a self-induced quantum op-

tical lattice. This state is represented as a special type of photon-mediated cross-shaped states with strong spatial localization in the quasi-2D probability distribution, as in Figs. 1(b,c). In the quasi-2D color map Fig. 1(b) the  $x$ - and  $y$ -coordinates correspond to the positions of the first and second excitations, and the color represents the probability of a pair to occupy that site. The “cross shape” means that the motion is highly constrained for the first excitation and free to propagate in space for the second excitation, or vice versa. We demonstrate that such cross-shaped states arise naturally for subwavelength arrays in a broad range of parameters which should be experimentally observable in systems where the qubits are probed individually [3].

In the single-excitation regime for the same system, all single-particle states are ordinary delocalised standing waves. Thus, the presence of strong localization on just a few lattice sites in the two-excitation regime, as observed

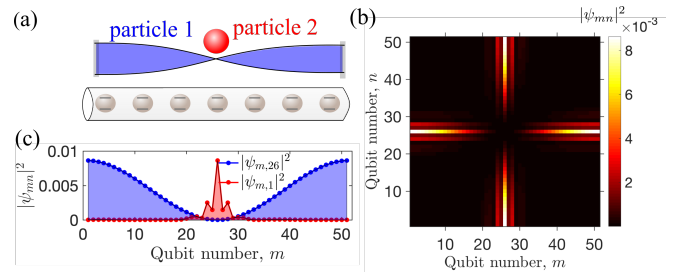


FIG. 1. (a) Schematic illustration of a two-particle state in an array of qubits in a waveguide, where one photon behaves as a standing wave and traps another one in the antinode of that wave. (b) Spatial map of the corresponding two-excitation wavefunction  $|\psi_{mn}|^2$  with  $\varepsilon/\Gamma_0 = -2.57 - 0.54i$  depending on the coordinates of the first and second qubits. (c) Cross-sections of the map for  $n = 1$  and 26. The calculation parameters are  $\varphi = 0.05$ ,  $N = 51$ ,  $\chi \rightarrow \infty$ .

in Fig. 1(b), is solely a result of the interaction due to photon blockade. While the most subradiant excitations in considered system behave as hard-core bosons [16], the ansatz of Ref. [16] involves only single-particle states that are delocalized and do not describe our cross-shaped states. Since the localization involves two indistinguishable entangled particles, it is also qualitatively different from the physics of self-localized polarons which originates from electron-phonon interaction in solids.

The spatially localized structure studied in this Letter bears some resemblance to the profiles of intrinsic localized modes known to occur in discrete systems [20], self-trapped localized solitons studied in nonlinear discrete systems [21], compact localized states in tight-binding models with flat bands [22] as well as localized excitations found in generalized Bose-Hubbard models [23, 24]. However, in our system both long-range coupling and photon blockade are crucial for localization which distinguishes it from these studies.

*Model and numerical results.* We consider  $N$  periodically spaced qubits in a one-dimensional waveguide. In the Markovian approximation, this system is characterized by the Hamiltonian

$$\mathcal{H} = \sum_{m,n} H_{m,n} b_m^\dagger b_n + \frac{\chi}{2} \sum_n b_n^\dagger b_n^\dagger b_n b_n, \quad (1)$$

where

$$H_{mn} \equiv -i\Gamma_0 e^{i\varphi|m-n|}, \quad m, n = 1 \dots N. \quad (2)$$

Here,  $b_m$  are the annihilation operators for the bosonic excitations of the qubits and the parameter  $\chi$  describes the interaction. The results for two-level qubits can be obtained in the limit of  $\chi/\Gamma_0 \rightarrow \infty$ . The phase  $\varphi = q_0 d$  is given by the product of the distance between the qubits  $d$  and the light wave vector  $q_0$  at the qubit frequency. The parameter  $\Gamma_0$  is the radiative decay rate of an individual qubit. We are interested in the spatial distribution of the two-excitation states of this system  $\sum \psi_{mn} b_m^\dagger b_n^\dagger |0\rangle$  in the strongly subwavelength regime with  $0 < \varphi \ll 1$ . In the limit of  $\chi \rightarrow \infty$ , when  $\psi_{nn} \equiv 0$ , the Schrödinger equation can be presented in the following matrix form:

$$H\psi + \psi H - 2 \text{diag} [\text{diag} H\psi] = 2\varepsilon\psi, \quad (3)$$

with  $\psi_{nm} = \psi_{mn}$ . Here, the first two terms in the left-hand side describe the propagation of the first and second particle, respectively, and the third term accounts for the interaction.

Our numerical calculation demonstrates that a large number of two-excitation states of the system Eq. (3) have the following structure:

$$\psi_{nm} \approx \psi_n^{(\text{loc})} \psi_m^{(\text{free})} + \psi_m^{(\text{loc})} \psi_n^{(\text{free})}. \quad (4)$$

Here, the vector  $\psi_m^{(\text{free})}$  is essentially a standing wave where the wave vector  $\sim (1 \div 4)\pi/N$  is slightly modified

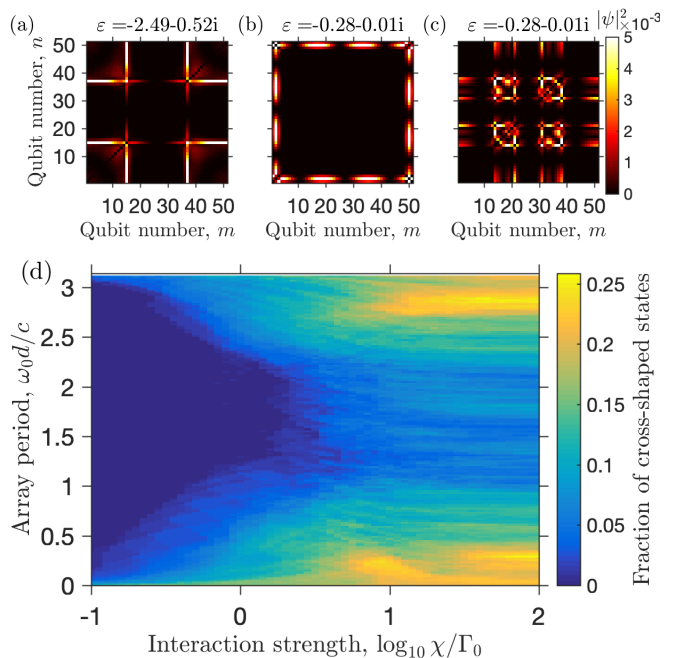


FIG. 2. (a-c): Examples of spatial distributions for different two-excitation states calculated for  $N = 51$  and  $\varphi = 0.01$ . Complex eigenenergy is shown for each panel. (d) Phase diagram showing the relative number of cross-shaped states Eq. (4) depending on the interqubit phase  $\varphi = \omega_0 d/c$  and the interaction strength  $\chi$ . Calculated for  $N = 25$ .

by the interaction. The vector  $\psi_n^{(\text{loc})}$  has a very different shape and consists of peaks localized at just several sites which are pinned to the antinodes of the standing wave  $\psi_m^{(\text{free})}$ . Examples of several such states are presented in Fig. 2(a-c). Figure 2(d) shows how the number of cross-shaped states of the type Eq. (4) depends on the distance between the qubits and the interaction strength. The states were singled out by requiring the inverse participation ratios for  $\psi^{(\text{loc})}$  in real space and  $\psi^{(\text{free})}$  in reciprocal space to be larger than 0.12, and simultaneously requiring the remaining singular values in the Schmidt decomposition to be smaller than 0.25. The cross-like states occupy up to 25% of the two-excitation spectrum when the phase is close to an integer multiple of  $\pi$  and when the photon-photon interaction is strong such that  $\chi \gg \Gamma_0$ .

*Quasi-flat polaritonic dispersion.* We focus on the cross-like state shown in Fig. 1. It is instructive to first review the results for single-particle states in an infinite periodic array  $\sum_n e^{ikn} \sigma_n^\dagger |0\rangle$ , where  $k$  is the Bloch wave vector. These states are coupled light-matter excitations (polaritons) and their energy dispersion is given by  $\varepsilon(k) = \Gamma_0 \sin \varphi / (\cos k - \cos \varphi)$  [25]. The dispersion consists of upper and lower polariton branches separated by the gap around the qubit resonant frequency. We are interested only in the states of the lower polaritonic branch in the regime where  $\varphi \ll k \ll 1$ . In this case, the

lower polaritonic branch can be well approximated by

$$\varepsilon(k) \approx -\frac{2\varphi\Gamma_0}{k^2}, \quad k \ll 1, \quad (5)$$

as demonstrated by the calculation in Fig. 3(a). The important feature of the dispersion Eq. (5) which is central for our study is that there is a huge density of states for  $\varepsilon$  just below zero when the group velocity is small and  $dk/d\varepsilon \gg 1$ . In other words, the polaritons are heavy and slow, which strongly facilitates their trapping. This single-particle dispersion leads to quite interesting isoenergy contours for a pair of noninteracting polaritons with the given total energy  $2\varepsilon$  and the wave vectors  $k_x, k_y$ . The isoenergy contour is given by

$$\varepsilon(k_x, k_y) \approx -\varphi\Gamma_0 \left( \frac{1}{k_x^2} + \frac{1}{k_y^2} \right) \quad (6)$$

and is plotted in Fig. 3(b) for the average pair energy  $\varepsilon = -2.57\Gamma_0$  corresponding to the real part of the complex energy of the state in Fig. 1(b). Crucially, for most points of the isoenergy contour, the group velocity  $d\varepsilon/d\mathbf{k}$  is parallel to either  $x$ - or  $y$ - axis. This means that only one of the two photons can propagate in space at the same time, in full agreement with the real space maps of the eigenstates shown in Figs. 1,2.

It is instructive to study the wavefunction shown in Fig. 1 in the reciprocal space. The results are presented in Fig. 3c and Fig. 3d. We start by calculating the Fourier transform along only one particle coordinate,  $|\sum_n e^{-ik_n}\psi_{mn}|^2$  when the second particle position  $m$  is either at the center ( $m = 26$ ) or at the edge ( $m = 1$ ). Indeed, the Fourier transform along the center reveals a sharp peak that corresponds to a standing wave with a well-defined wave vector (blue curve in Fig. 3c). The Fourier transform at the edge results in a broad distribution of large wave vectors characteristic for a localized state (red curve in Fig. 3c). The same results can be deduced from the two-dimensional Fourier transform  $|\sum_{nm} e^{-ik_x m - ik_y n}\psi_{mn}|^2$  plotted in Fig. 3(d): one of the two polaritons has large wave vector when the other one has a small one, or vice versa.

Interestingly, the numerically obtained properties of the cross-like states seem to be in general agreement with the features of our study of metastable twilight states reported in Ref. [17]. In this paper, the twilight state is defined as a metastable product of dark and bright states. Here, the cross-like states result from the products of less subradiant states (standing wave) with strongly subradiant states (localized distribution). In this Letter, we focus on the spatial distribution of the two-photon states, rather than their lifetimes, but more details are given in the Supplementary Materials.

*Interaction-induced localization.* The flat dispersion is an essential ingredient for the trapping of polaritons. The second necessary ingredient is their interaction. In

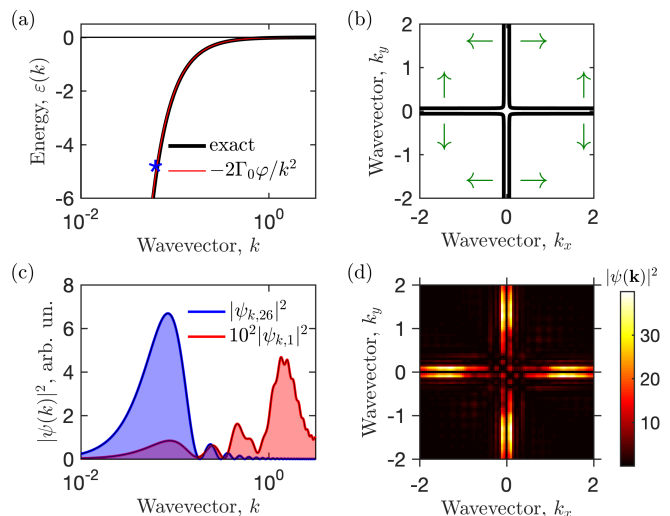


FIG. 3. (a) Lower polariton branch of the single-particle dispersion. Star indicates the energy  $\varepsilon = -2 \times 2.57\Gamma_0$  and the wave vector corresponding to the cross-shaped state in Fig. 1. (b) Two-excitation dispersion Eq. (6) for  $\varepsilon = -2.57\Gamma_0$ . Green arrows indicate the directions of group velocity in the corresponding regions. (c,d) One- and two-dimensional Fourier transforms of the state  $\psi_{mn}$  in Fig. 1. Blue and red curves in (c) are calculated for the  $m$  index being at the center or at the edge, respectively. Calculation parameters are the same as in Fig. 1.

order to explain the interaction effects analytically we have to overcome the technical difficulty of the original Schrödinger equation Eq. (3) which has a very dense Hamiltonian for  $\varphi \ll 1$ ,  $H_{nm} \approx -i\Gamma_0$  due to the long-range coupling between the qubits. It is useful to write a two-particle equation for the matrix  $\mathcal{E} = H\psi H$  rather than the two-photon wavefunction  $\psi$  directly. By rewriting the Schrödinger equation under this transformation (see Supplementary Materials for details), we can derive an equation of the form

$$(\partial_x^2 + \partial_y^2)\mathcal{E} - \delta_{x,y}(\partial_x^2 + \partial_y^2)\mathcal{E} = \frac{\varepsilon}{\varphi\Gamma_0}\partial_x^2\partial_y^2\mathcal{E}, \quad (7)$$

where  $x, y = 1, N$  and  $\partial_{x,y}^2$  are just the operators of discrete second-order derivatives,  $\partial_x^2 = \partial^2 \otimes 1_{N \times N}$ ,  $\partial_y^2 = 1_{N \times N} \otimes \partial^2$ . The  $N \times N$  matrix  $\partial^2$  is defined as

$$\partial^2 \equiv \frac{1}{2} \begin{pmatrix} -1 & 1 & 0 & \dots \\ 1 & -2 & 1 & \dots \\ & & \ddots & \\ \dots & 1 & -2 & 1 \\ \dots & 0 & 1 & -1 \end{pmatrix}. \quad (8)$$

Importantly, in Eq. (7) we have neglected the radiative decay of the eigenstates,  $\text{Im} \varepsilon \equiv 0$ , which is a reasonable approximation in the considered strongly subwavelength regime with  $\varphi \ll 1$ . If the interaction term  $\propto \delta_{x,y}$  is omitted, the eigenstates of Eq. (7) are just standing waves with the dispersion law Eq. (6). We have verified numerically that when the interaction term is kept,

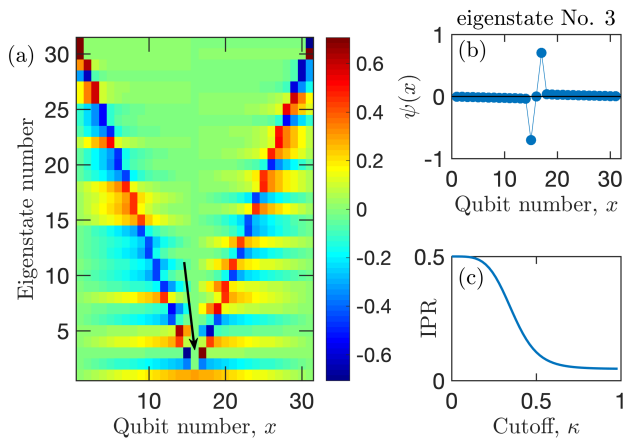


FIG. 4. (a) Eigenstates of the operator (12) for  $\kappa = 0.1$ ,  $N = 31$ . (b) Spatial profile of the third eigenstate, indicated in (a) by an arrow. Inverse participation ratio (IPR) of the third eigenstate depending on the cutoff parameter  $\kappa$ .

Eq. (7) features the same kind of cross-shaped eigenstates as our original Schrödinger equation Eq. (3). Hence, while Eq. (7) looks quite simple, it still captures the physics of the interaction-induced localization. Importantly, since the matrices  $\partial_{x,y}^2$  are tri-diagonal, Eq. (7) is local in both the first and second photon coordinates  $x$  and  $y$ . The physical reason why Eq. (7) is local is that the matrix  $\mathcal{E}$  describes a two-photon amplitude of the electric field in contrast with the matrix of two-qubit excitations  $\psi_{mn}$ . The considered array of qubits is sub-wavelength and can be viewed as a quantum nonlinear metamaterial [26]. As such, it is natural to expect a local two-photon wave equation in the effective-medium approximation.

In order to explain the localization it remains only to understand why the diagonal cross section of the two-photon distribution  $\mathcal{E}(x, x)$  is localized at  $x \approx N/2$ . To this end, we introduce the Green's function  $G(x, y; x', y'; \varepsilon)$  of Eq. (7) without the interaction term, satisfying

$$(\partial_x^2 + \partial_y^2)G = \frac{\varepsilon}{\varphi\Gamma_0} \partial_x^2 \partial_y^2 G + \delta_{x,x'} \delta_{y,y'}. \quad (9)$$

The solution of Eq. (9) can be expanded over the single-particle eigensolutions which are just standing waves. We are now interested in the case when the photon pair energy  $2\varepsilon$  is close to the resonance of the given standing wave  $u_0$  with the wave vector  $k_0$  and the energy  $\varepsilon_0 \approx 2\varepsilon$ . The Green's function can then be approximated by the following general expression

$$G(x, y; x', y'; \varepsilon) \approx \frac{a}{\delta\varepsilon} \times [u_0(x)u_0(x')g(y, y') + u_0(y)u_0(y')g(x, x')], \quad (10)$$

where  $\delta\varepsilon = \varepsilon - \varepsilon_0/2$  and  $a = \Gamma_0/k_0^2$ . Here, the matrix  $g(y, y')$  describes the short-range components of the

Green's function. By construction, the distribution  $G$  as a function of  $x, y$  for given  $x', y'$  has a cross-like shape which is characteristic of the isoenergy contours discussed in Fig. 3. More detailed derivation and analysis of Eq. (10) is presented in the Supplementary Materials, where we demonstrate that the short-range component can be qualitatively approximated by  $g(y, y') \approx [\partial^2 - \kappa^2]_{y,y'}^{-1}$ , where  $\kappa \sim k_0 \ll 1$  is a cutoff parameter. Physically, the function  $g(y, y')$  takes into account the net contribution to the Green's function from all standing waves with the wave vectors larger than  $k_0$ .

Substituting Eq. (10) into Eq. (7) we obtain the following equation for the diagonal components of the matrix  $\mathcal{E}$ :

$$\delta\varepsilon\mathcal{E}(x, x) = \mathcal{L}_{x,x'}\mathcal{E}(x', x'), \quad (11)$$

where

$$\mathcal{L} = 2a \text{diag}[u_0(x)][\partial_x^2 - \kappa^2]^{-1} \text{diag}[u_0(x)]\partial_x^2. \quad (12)$$

It can be easily checked numerically that for  $\kappa \ll 1$  the operator  $\mathcal{L}$  has spatially localized eigenstates, see Fig. 4(a). Specifically, the third eigenstate, shown in Fig. 4(b), describes the diagonal cross-section of the considered cross-like distribution. Fig. 4(c) shows the inverse participation ratio (IPR)  $\sum_x |\psi_x|^4$  for the third eigenstate as a function of the cutoff parameter  $\kappa$ . For  $\kappa \ll 1$  the eigenstate is practically independent of the cutoff parameter and looks like a derivative of a discrete  $\delta$ -function. One can then interpret Eq. (11) as describing a motion of a particle with large mass in the potential determined by  $u_0(x)^2 \propto \cos^2(k_0x)$ . Clearly, in such a case the localization takes place in the node of the standing wave  $u_0(x)$ , in agreement with the results in Fig. 4. More detailed analysis is given in the Supplementary Materials.

In summary, we have revealed that the presence of a polariton quantized as standing wave in a finite qubit array creates an effective potential to trap the second polariton. This second polariton is pushed by the repulsive interaction to become localized in the antinodes of the standing wave, and stays trapped there due to its large effective mass. Our finding demonstrates that the interaction yields surprising results in the strongly quantum regime when only several particles are present in the system. We believe that the potential of waveguide quantum electrodynamical platforms for analog quantum simulations of many-body effects is still largely unexplored. For instance, it is not clear whether the considered states can be generalised to the many-body case, such as whether two photons can form an effective two-dimensional optical lattice that can trap the third photon in its nodes. Another open but very interesting question is the role of interactions in topologically nontrivial qubit arrays [27, 28].

We acknowledge useful discussions with J. Brehm, M.M. Glazov, L.E. Golub, I.V. Iorsh, E.L. Ivchenko,

A.A. Sukhorukov and A.V. Ustinov. This work was supported by the Australian Research Council. C. Lee was supported by the National Natural Science Foundation of China (NNSFC) (grants 11874434 and 11574405). Y. Ke was partially supported by the International Postdoctoral Exchange Fellowship Program (grant 20180052). A.V.P. also acknowledges a partial support from the Russian President Grant No. MK-599.2019.2. AVP, ANP and NAO have been partially supported by the Foundation for the Advancement of Theoretical Physics and Mathematics “BASIS”.

---

\* [poddubny@coherent.ioffe.ru](mailto:poddubny@coherent.ioffe.ru)

- [1] A. F. van Loo, A. Fedorov, K. Lalumiere, B. C. Sanders, A. Blais, and A. Wallraff, “Photon-mediated interactions between distant artificial atoms,” *Science* **342**, 1494–1496 (2013).
- [2] M. Mirhosseini, E. Kim, X. Zhang, A. Sipahigil, P. B. Dieterle, A. J. Keller, A. Asenjo-Garcia, D. E. Chang, and O. Painter, “Cavity quantum electrodynamics with atom-like mirrors,” *Nature* **569**, 692–697 (2019).
- [3] Z. Wang, H. Li, W. Feng, X. Song, C. Song, W. Liu, Q. Guo, X. Zhang, H. Dong, D. Zheng, H. Wang, and D.-W. Wang, “Generation and controllable switching of superradiant and subradiant states in a 10-qubit superconducting circuit,” arXiv e-prints , arXiv:1907.13468 (2019), [arXiv:1907.13468 \[quant-ph\]](https://arxiv.org/abs/1907.13468).
- [4] N. V. Corzo, J. Raskop, A. Chandra, A. S. Sheremet, B. Gouraud, and J. Laurat, “Waveguide-coupled single collective excitation of atomic arrays,” *Nature* **566**, 359–362 (2019).
- [5] R. H. Dicke, “Coherence in Spontaneous Radiation Processes,” *Phys. Rev.* **93**, 99 (1954).
- [6] D. Roy, C. M. Wilson, and O. Firstenberg, “Colloquium: Strongly interacting photons in one-dimensional continuum,” *Rev. Mod. Phys.* **89**, 021001 (2017).
- [7] D. E. Chang, J. S. Douglas, A. González-Tudela, C.-L. Hung, and H. J. Kimble, “Colloquium: Quantum matter built from nanoscopic lattices of atoms and photons,” *Rev. Mod. Phys.* **90**, 031002 (2018).
- [8] H. J. Kimble, “The quantum internet,” *Nature* **453**, 1023 (2008).
- [9] H. Zheng, D. Gauthier, and H. Baranger, “Waveguide-QED-based photonic quantum computation,” *Physical review letters* **111**, 090502 (2013).
- [10] V. Yudson and V. Rupasov, “Exact Dicke superradiance theory: Bethe wavefunctions in the discrete atom model,” *Sov. Phys. JETP* **59**, 478 (1984).
- [11] M. R. Vladimirova, E. L. Ivchenko, and A. V. Kavokin, “Exciton polaritons in long-period quantum-well structures,” *Fiz. Tekh. Poluprovodn* **32**, 101–107 (1998).
- [12] A. N. Poddubny, L. Pillozzi, M. M. Voronov, and E. L. Ivchenko, “Resonant Fibonacci quantum well structures in one dimension,” *Phys. Rev. B* **77**, 113306 (2008).
- [13] A. N. Poddubny, L. Pillozzi, M. M. Voronov, and E. L. Ivchenko, “Exciton-polaritonic quasicrystalline and aperiodic structures,” *Phys. Rev. B* **80**, 115314 (2009).
- [14] A. Albrecht, L. Henriot, A. Asenjo-Garcia, P. B. Dieterle, O. Painter, and D. E. Chang, “Subradiant states of quantum bits coupled to a one-dimensional waveguide,” *New J. Phys.* **21**, 025003 (2019).
- [15] D. F. Kornovan, N. V. Corzo, J. Laurat, and A. S. Sheremet, “Extremely subradiant states in a periodic one-dimensional atomic array,” (2019), [arXiv:1906.07423 \[quant-ph\]](https://arxiv.org/abs/1906.07423).
- [16] Y.-X. Zhang and K. Mølmer, “Theory of subradiant states of a one-dimensional two-level atom chain,” *Phys. Rev. Lett.* **122**, 203605 (2019).
- [17] Y. Ke, A. V. Poshakinskiy, C. Lee, Y. S. Kivshar, and A. N. Poddubny, “Inelastic scattering of photon pairs in qubit arrays with subradiant states,” arXiv e-prints , arXiv:1908.04844 (2019), [arXiv:1908.04844 \[quant-ph\]](https://arxiv.org/abs/1908.04844).
- [18] Y.-X. Zhang, C. Yu, and K. Mølmer, “Subradiant Dimer Excited States of Atom Chains Coupled to a 1D Waveguide,” arXiv e-prints , arXiv:1908.01818 (2019), [arXiv:1908.01818 \[quant-ph\]](https://arxiv.org/abs/1908.01818).
- [19] S. Mahmoodian, G. Calajó, D. E. Chang, K. Hammerer, and A. S. Sørensen, “Dynamics of many-body photon bound states in chiral waveguide QED,” arXiv e-prints , arXiv:1910.05828 (2019), [arXiv:1910.05828 \[quant-ph\]](https://arxiv.org/abs/1910.05828).
- [20] D. K. Campbell, S. Flach, and Y. S. Kivshar, “Localizing energy through nonlinearity and discreteness,” *Physics Today* **57**, 43–49 (2004).
- [21] Y. S. Kivshar, “Self-induced gap solitons,” *Phys. Rev. Lett.* **70**, 3055–3058 (1993).
- [22] D. Leykam, A. Andreanov, and S. Flach, “Artificial flat band systems: From lattice models to experiments,” *Advances in Physics: X* **3** (2018), [10.1080/23746149.2018.1473052](https://doi.org/10.1080/23746149.2018.1473052).
- [23] S. Longhi and G. Della Valle, “Tamm–Hubbard surface states in the continuum,” *J. Phys: Cond. Matter* **25**, 235601 (2013).
- [24] M. A. Gorlach and A. N. Poddubny, “Topological edge states of bound photon pairs,” *Phys. Rev. A* **95**, 053866 (2017).
- [25] E. L. Ivchenko, “Excitonic polaritons in periodic quantum-well structures,” *Sov. Phys. Sol. State* **33**, 1344–1346 (1991).
- [26] P. Macha, G. Oelsner, J.-M. Reiner, M. Marthaler, S. André, G. Schön, U. Hübner, H.-G. Meyer, E. Il’ichev, and A. V. Ustinov, “Implementation of a quantum meta-material using superconducting qubits,” *Nat. Commun.* **5**, 5146 (2014).
- [27] A. Poshakinskiy, A. Poddubny, L. Pillozzi, and E. Ivchenko, “Radiative topological states in resonant photonic crystals,” *Phys. Rev. Lett.* **112**, 107403 (2014).
- [28] T. Ozawa, H. M. Price, A. Amo, N. Goldman, M. Hafezi, L. Lu, M. C. Rechtsman, D. Schuster, J. Simon, O. Zeitler, and I. Carusotto, “Topological photonics,” *Rev. Mod. Phys.* **91**, 015006 (2019).

## Online supplementary information

### CONTENTS

Two-particle Schrödinger equation	6
Complex energy spectrum of the cross-like states	6
Green's function for non-interacting particles	7
Approximate solution for localized eigenstates	8

### TWO-PARTICLE SCHRÖDINGER EQUATION

We start with the Schrödinger equation for the two-photon wavefunction

$$H_{mn'}\psi_{n'n} + \psi_{mn'}H_{n'n} + \chi\delta_{mn}\psi_{nn} = 2\varepsilon\psi_{mn}, \text{ or } \quad (\text{S1})$$

$$H\psi + \psi H + \chi\text{diag}[\text{diag}\psi] = 2\varepsilon\psi. \quad (\text{S2})$$

We would now like to go to the limit  $\chi \rightarrow \infty$  to get rid of  $\chi$ . Importantly, even though  $\psi_{nn} \rightarrow 0$  for  $\chi \rightarrow \infty$ , we still have  $\chi\psi_{nn} \rightarrow \text{const}$ . The value of  $\chi\psi_{nn}$  can be calculated as a perturbation, see also Ref. [S17]:

$$\begin{aligned} \chi\psi_{nn} &= - \sum_{n' \neq n} (H_{nn'}\psi_{n'n} + \psi_{nn'}H_{n'n}) = \\ &- 2 \sum_{n' \neq n} H_{nn'}\psi_{n'n} = -2 \sum_{n'=1}^N H_{nn'}\psi_{n'n}. \end{aligned} \quad (\text{S3})$$

Hence, we can rewrite the Schrödinger equation in the limit  $\chi \rightarrow \infty$  as

$$H_{mn'}\psi_{n'n} + \psi_{mn'}H_{n'n} - 2\delta_{mn}H_{nn'}\psi_{n'n} = 2\varepsilon\psi_{mn}, \quad (\text{S4})$$

$$H\psi + \psi H - 2\text{diag}[\text{diag}H\psi] = 2\varepsilon\psi, \text{ with } \psi_{nn} = 0, \quad (\text{S5})$$

or, in a matrix form,

$$H\psi + \psi H - 2\text{diag}[\text{diag}H\psi] = 2\varepsilon\psi, \quad (\text{S6})$$

which is identical to Eq. (3) in the main text. In order to obtain Eq. (7) in the main text we notice that for  $\varphi \ll 1$

$$H^{-1} \approx \frac{1}{2\varphi}\partial^2, \text{ where } \partial^2 \equiv \frac{1}{2} \begin{pmatrix} -1 & 1 & 0 & \dots \\ 1 & -2 & 1 & \dots \\ & & \ddots & \\ \dots & 1 & -2 & 1 \\ \dots & 0 & 1 & -1 \end{pmatrix}. \quad (\text{S7})$$

The physical picture behind Eq. (S7) can be understood by noticing that it is equivalent to the single-particle dispersion law

$$\varepsilon(k) \approx -\frac{2\varphi\Gamma_0}{k^2}, \quad (\text{S8})$$

in the infinite structure. This dispersion law could be obtained from the exact dispersion  $\varepsilon(k) = \Gamma_0 \sin \varphi / (\cos k - \cos \varphi)$  in the limit  $\varphi \ll k \ll 1$  [S25]. Alternatively, it can be understood from the effective medium description of the qubit array, when it is described by the resonant permittivity

$$\epsilon(\omega) = 1 + \frac{\Gamma_0}{2\varphi(\omega_0 - \omega)}. \quad (\text{S9})$$

Applying the wave equation  $q^2 = (\omega/c)^2\epsilon(\omega) \approx (\omega_0/c)^2\epsilon(\omega)$  in the vicinity of the frequency  $\omega_0$ , we obtain  $\omega - \omega_0 = -2\varphi\Gamma_0/(qd)^2$ , in agreement with Eq. (S8).

Substituting  $\psi = H^{-1}\mathcal{E}H^{-1}$  into Eq. (S6) we find

$$H^{-1}\mathcal{E} + \mathcal{E}H^{-1} - 2\text{diag}[\text{diag}\mathcal{E}H^{-1}] = 2\varepsilon H^{-1}\mathcal{E}H^{-1}, \quad (\text{S10})$$

which, given Eq. (S7), reduces to Eq. (7) in the main text.

### COMPLEX ENERGY SPECTRUM OF THE CROSS-LIKE STATES

In order to elucidate the considered interaction-induced localization, it is instructive to analyze the complex energy spectrum of the qubit array. Figure S1 presents single- and double-excitation energy spectrum for the array with  $N = 51$  qubits and  $\varphi = \omega_0 d/c = 0.4$ . Panel (a) shows the single-particle spectrum. It consists of several bright modes (indicated by arrows) and a large number of subradiant states. All these subradiant states are delocalized and correspond just to standing waves of the lower polaritonic branch. Now, in Fig. S1(b) we present the mean energies for non-interacting pairs of particles. These can be obtained by either setting  $\chi = 0$  in the two-photon Hamiltonian Eq. (S1) or just taking sums for all possible pairs of single particles complex energies,  $\varepsilon = (\varepsilon_n + \varepsilon_m)/2$ . The spectrum in Fig. S1(b) has quite a special structure: it consists of several distinct clusters of close-lying eigenenergies. These clusters originate from a given single-particle bright mode from Fig. S1(a) combined with the single-particle dark modes. Hence, the shape of each cluster repeats the shape of the cluster of single-particle dark modes in Fig. S1(a). In Fig. S1(c) we examine, how this complex spectrum of pairs in Fig. S1(b) is affected by the interactions,  $\chi/\Gamma_0 \rightarrow \infty$ . The calculation demonstrates, that the overall shape of the spectrum in the presence of interaction remains the same. In addition to the true subradiant states with  $|\text{Im}\varepsilon| \lesssim \Gamma_0$ , the spectrum consists of distinct clusters. Modes in each cluster stem from products of dark and bright states and can be identified as *twilight* modes, following our previous work [S17]. However, in contrast to Ref. [S17], where we have not looked into the spatial structure of the eigensolutions, we now focus on their spatial localization degree. Namely,

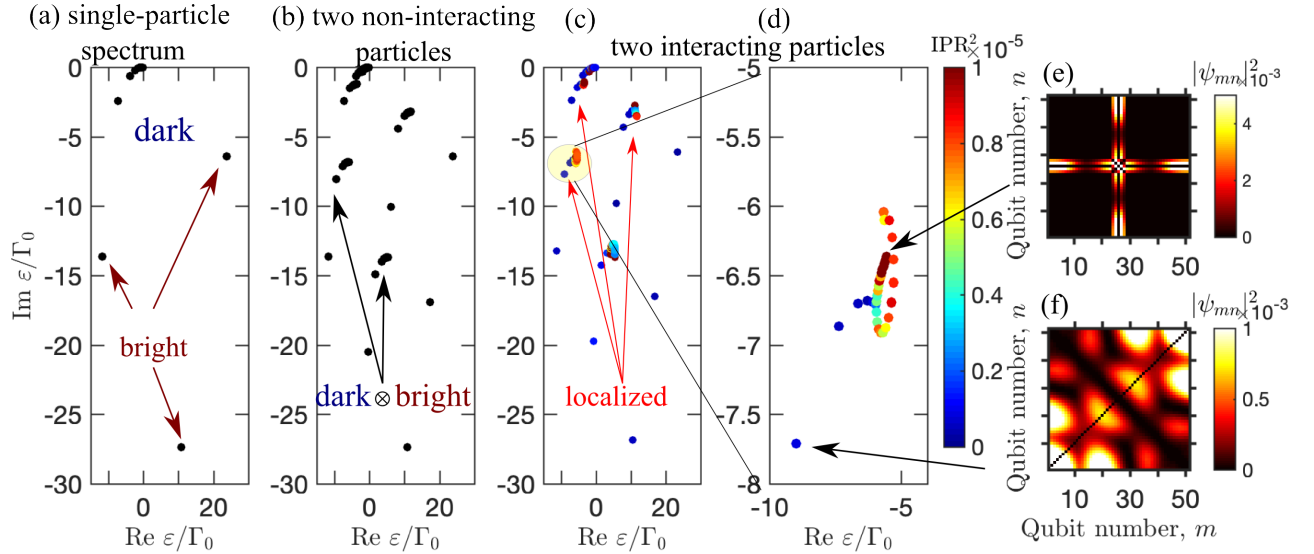


FIG. S1. Complex energy spectrum of array with  $N = 51$  qubits and  $\varphi = \omega_0 d/c = 0.4$ . (a) single-particle spectrum. (b) spectrum of non-interacting pairs of particles. (c) spectrum for interacting pairs,  $\chi/\Gamma_0 \rightarrow \infty$ ; (d) same as (c), but zoomed in. Panels (c) and (d) are colored by the square of inverse participation ratio, red means stronger localization. (e,f) false color map of the wavefunction for the most- and the least- localized states from (d), indicated by arrows.

each point in Fig. S1(c) is now colored according to the inverse participation ratio of the corresponding eigenstate,  $\sum_{m,n} |\psi_{m,n}|^4$ . It is now clearly seen that each cluster has several red-coloured states with stronger localization degree. In Fig. S1(d) we show the spectrum for a given single cluster of twilight states in a larger scale. The spectrum has quite a complex shape, that qualitatively differs from the spectrum of non-interacting particles in Fig. S1(a,b). As such, these states can not be described by the fermionic ansatz of Refs. [S16, S18]. Fig. S1(e) shows the wavefunction for the most localized state from Fig. S1(d), indicated by an arrow. This state has a characteristic cross-like shape. It is similar to Fig. 1(b) in the main text and very different from that for the conventional twilight state, shown in Fig. 1(f). We conclude, that the interactions are drastically important for some of the twilight eigenstates in a finite array of qubits and lead to qualitative modification of their spatial structure.

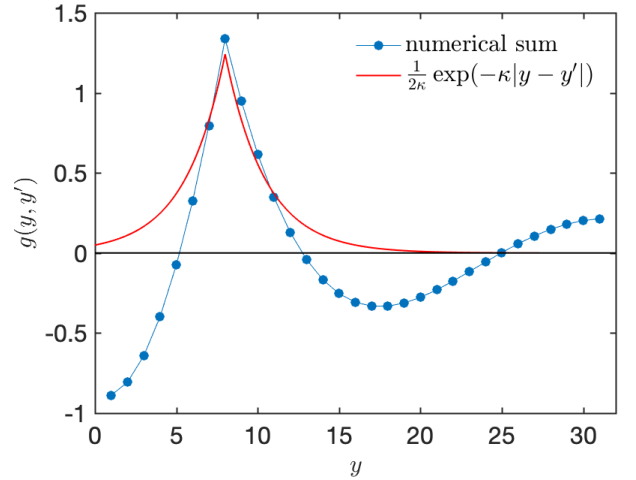


FIG. S2. Short-range component of the Green's function calculated numerically from Eq. (S19) and analytically from Eq. (S20). The calculation has been performed for  $N = 31$  qubits,  $k_{n_0} = 3\pi/N$ ,  $\kappa = 4\pi/N$  and  $y' = 8$ .

tion for the Green's function is reiterated below

### GREEN'S FUNCTION FOR NON-INTERACTING PARTICLES

In this section we analyze the Green's function of Eq. (9) of the main text. Our goal is to understand, why it favours the cross-like spatial patterns and can be approximated by Eq. (10) from the main text. The equa-

$$\begin{aligned}
 (\partial_x^2 + \partial_y^2)G(x, y; x', y'; \varepsilon) \\
 = \frac{\varepsilon}{\varphi\Gamma_0} \partial_x^2 \partial_y^2 G(x, y; x', y'; \varepsilon) + \delta_{x,x'} \delta_{y,y'} . \quad (\text{S11})
 \end{aligned}$$

The solution can be approximated by a sum of the eigenstates of the single-particle equation

$$\partial_x^2 u_n(x) = -k_n^2 u_n(x) \quad (\text{S12})$$

in the following way

$$G(x, y; x', y'; \varepsilon) \approx - \sum_{n, m=1}^N \frac{u_n(x)u_n(x')u_m(y)u_m(y')}{(\varepsilon/\varphi\Gamma_0)k_n^2 k_m^2 + k_n^2 + k_m^2}. \quad (\text{S13})$$

We skip the terms with  $n, m = 0$  from the sum, since they have  $\partial_x^2 u_0 \equiv 0$  and cancel out when the expansion Eq. (S13) is substituted into Eq. (S11). The single-particle solutions are approximately given by

$$k_n \approx \frac{\pi}{N}(n-1), \quad n = 1 \dots N, \quad (\text{S14})$$

$$u_n(x) = c_n \cos k_n(x-1/2), \quad c_n = \sqrt{\frac{1 + \delta_{n,1}}{N}}.$$

and are just the standing waves. Importantly, we consider the states with the energy close to the resonance of the given standing wave,

$$\varepsilon_0 = -\frac{2\Gamma_0}{\varphi k_{n_0}^2}, \quad n_0 \sim 1 \ll N. \quad (\text{S15})$$

For example, the state in Fig. 1(b) in the main text corresponds to  $n_0 = 2$ , the corresponding single-particle solution is just  $\cos(\pi n/N)$ . Using Eq. (S15) and the fact that the energy of a pair of particles

$$\varepsilon(k_x, k_y) \approx -\varphi\Gamma_0 \left( \frac{1}{k_x^2} + \frac{1}{k_y^2} \right) \quad (\text{S16})$$

does not depend on  $k_y$  for  $k_y \gg k_x \equiv k_{n_0}$ , we write

$$G(x, y; x', y'; \varepsilon) = - \sum_{n, m=1}^N (\dots) \approx \sum_{n=n_0, m \gg n_0} (\dots) + \sum_{m=n_0, n \gg n_0} (\dots) \quad (\text{S17})$$

As a result, the series Eq. (S13) are simplified to

$$G(x, y; x', y'; \varepsilon) \approx \frac{1}{k_{n_0}^2(\varepsilon - \varepsilon_0/2) + 1} \times [u_{n_0}(x)u_{n_0}(x')g(y, y') + u_{n_0}(y)u_{n_0}(y')g(x, x')], \quad (\text{S18})$$

where

$$g(y, y') = \sum_{m=n_{\min}}^N \frac{u_m(y)u_m(y')}{k_m^2} \quad (\text{S19})$$

and  $n_{\min} \gtrsim n_0$ . This is equivalent to Eq. (10) in the main text. Our numerical calculation, presented at Fig. S2, demonstrates that at short distances

$$g(y, y') \approx \frac{1}{2\kappa} e^{-\kappa|y-y'|}, \quad \kappa \approx k_{n_{\min}+1}, \quad (\text{S20})$$

In another words, the operator  $g$  looks like

$$g \propto (\partial_x^2 - \kappa^2)^{-1} \quad (\text{S21})$$

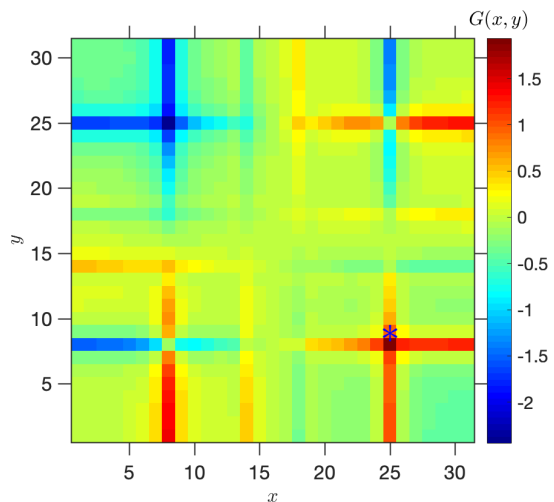


FIG. S3. Numerically calculated Green's function of Eq. (S11). Calculation has been performed for the array with  $N = 31$  qubits. The source has been located at the point  $x' = 25, y' = 8$ , indicated by a start, and the energy is  $\varepsilon = -194\varphi\Gamma_0$ .

with  $k_{n_0} \lesssim \kappa \ll 1$ . Physically, this result can be interpreted as follows. Let us consider the terms with  $m \ll N$ , when the summation in Eq. (S19) can be approximated by the integration. Since the functions  $u_m(y)$  are just plane waves, and  $k_m \propto m$ , we would have  $g \propto \int dk \cos(ky) \cos(ky')/k^2$ . This is just the double-integrated  $\delta$ -function of  $y - y'$ , so  $g(y, y') \propto |y - y'|$ . On the other hand, at larger distances there exists a cutoff because the series starts from some non-zero wave-vector  $\sim \kappa$ . This cutoff leads to the replacement of the function  $|y - y'|$  by a decaying exponent  $e^{-\kappa|y-y'|}$ , and results in the Green's function of type Eq. (S20).

It can be verified numerically or analytically, that  $G(x, y; x', y'; \varepsilon)$  as a function of  $x$  and  $y$  for fixed  $x', y'$  has a cross-like feature, see Fig. S3. In another words, localized defects induce cross-like distributions even without the interaction. The presence of at least four crosses in the distribution in Fig. S3 instead of one could be another finite size effect. It could be caused by the reflection of the waves from the edges of the structure and requires further analysis.

## APPROXIMATE SOLUTION FOR LOCALIZED EIGENSTATES

In this section we present more detailed analysis of the eigenstates of the system Eq. (11), (12), shown in Fig. 4 in the main text. For convenience, these equations are repeated below,

$$\delta\varepsilon\mathcal{E}(x, x) = \mathcal{L}_{x, x'}\mathcal{E}(x', x'), \quad (\text{S22})$$

$$\mathcal{L} = 2a \text{diag}[u_0(x)][\partial_x^2 - \kappa^2]^{-1} \text{diag}[u_0(x)]\partial_x^2.$$



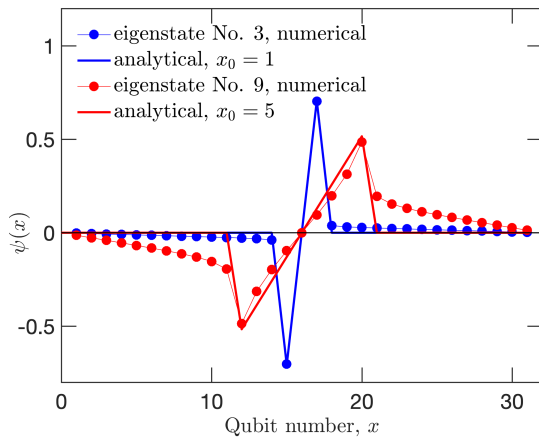


FIG. S4. Numerically calculated solutions of Eq. (S22) compared with the analytical answer Eq. (S24). Calculation has been performed for the array with  $N = 31$  qubits and  $\kappa = 0.1$ .

We are interested in the behaviour of solutions in the vicinity of the node of the standing wave, where  $u_0(x) = 0$ . The function  $u_0(x)$  can be then expanded up to the linear terms as  $u_0(x) = k_{n_0}x$ . We have shifted the coordinate origin to the node of  $u_0(x)$ . We also take into

account that  $\kappa \ll 1$ . Equation (S22) then transforms to

$$\delta\varepsilon\mathcal{E} = 2\Gamma_0x\partial_x^{-2}x\partial_x^2\mathcal{E}. \quad (\text{S23})$$

Equation (S23) has mirror symmetry with respect to the point  $x = 0$ . We are interested only in the odd solutions. It can be straightforwardly shown, that in the continuum approximation Eq. (S23) has continuous spectrum  $\delta\varepsilon = 2\Gamma_0x_0^2$  with the odd eigenstates

$$\mathcal{E}_{\text{odd}}(x) = x\theta(x_0^2 - x^2). \quad (\text{S24})$$

In Fig. S4 we demonstrate, that numerical solutions of discrete Eq. (S22) are well approximated by the analytical result Eq. (S24). The only qualitative difference of the numerical results from the analytical answer is the presence of small non-zero background for  $|x| > x_0$ , that is sensitive to the value of the cutoff parameter  $\kappa$ . In case of small  $x_0$ , the solution Eq. (S24) is strongly localized and looks like a discrete derivative of the discrete  $\delta$ -function. It can be also checked explicitly that in the continuum regime Eq. (S23) has an odd eigenstate  $\mathcal{E}(x) = \delta'(x)$  with  $\delta\varepsilon = 0$ .