

Estimation in Poisson Noise: Properties of the Conditional Mean Estimator

Alex Dytso, *Member, IEEE*, and H. Vincent Poor, *Fellow, IEEE*

Abstract—This paper considers estimation of a random variable in Poisson noise with signal scaling coefficient and dark current as explicit parameters of the noise model. Specifically, the paper focuses on properties of the conditional mean estimator as a function of the scaling coefficient, the dark current parameter, the distribution of the input random variable and channel realizations. With respect to the scaling coefficient and the dark current, several identities in terms of derivatives are established. For example, it is shown that the gradient of the conditional mean estimator with respect to the scaling coefficient and dark current parameter is proportional to the conditional variance. Moreover, a score function is proposed and a Tweedie-like formula for the conditional expectation is recovered. With respect to the distribution, several regularity conditions are shown. For instance, it is shown that the conditional mean estimator uniquely determines the input distribution. Moreover, it is shown that if the conditional expectation is close to a linear function in terms of mean squared error, then the input distribution is approximately gamma in the Lévy distance. Furthermore, sufficient and necessary conditions for linearity are found. Interestingly, it is shown that the conditional mean estimator cannot be linear when the dark current parameter of the Poisson noise is non-zero.

I. INTRODUCTION

Poisson noise models comprise an important set of models with a wide range of applications. This paper considers denoising of a non-negative random variable in *Poisson noise* with a specific focus on properties of the *conditional mean estimator*. Concretely, for an input random variable $X \geq 0$ the Poisson noise channel is specified by the following conditional probability mass function (pmf) of the output random variable Y :

$$P_{Y|X}(y|x) = \frac{1}{y!} (ax + \lambda)^y e^{-(ax+\lambda)}, x \geq 0, y = 0, 1, \dots \quad (1)$$

where $a > 0$ is a *scaling factor* and $\lambda \geq 0$ is a non-negative constant called the *dark current parameter*. In words, conditioned on a non-negative input $X = x$, the output of the Poisson channel is a non-negative integer-valued random variable Y that is distributed according to (1). In (1) we use the convention that $0^0 = 1$.

The random transformation of the input random variable X to an output random variable Y by the channel in (1) will be denoted by

$$Y = \mathcal{P}(aX + \lambda). \quad (2)$$

This work was supported in part by the U.S. National Science Foundation under Grants CCF-0939370, CCF-1513915 and CCF-1908308. This paper was presented in part at the 2019 IEEE Information Theory Workshop [1].

A. Dytso and H. V. Poor are with the Department of Electrical Engineering, Princeton University, Princeton, NJ 08544, USA. E-mail: adytso@princeton.edu, poor@princeton.edu.

The transformation in (2) is depicted in Fig. 1a. It is important to note that the operator $\mathcal{P}(\cdot)$ is not linear, and it is not true that $\mathcal{P}(aX + \lambda) = a\mathcal{P}(X) + \lambda$. Using the language of laser communications, the aX term represents the intensity of a laser beam at the transmitter and Y represents the number of photons that arrive at the receiver equipped with a particle counter (i.e., a photodetector). The dark current parameter λ represents the intensity of an additional source of noise or interference, which produces an extra $\mathcal{P}(\lambda)$ photons at a particle counter [2]–[5].

In this work, we are interested in the properties of the conditional mean estimator of the input X given the output of the Poisson channel Y , that is

$$\mathbb{E}[X|Y = y] = \int x dP_{X|Y=y}(x), y = 0, 1, \dots \quad (3)$$

Specifically, we are interested in how $\mathbb{E}[X|Y]$ behaves as a function of the channel parameters (a, λ) and the distribution of X . We will also study the conditional mean estimator as a function of channel realizations, that is $y \rightarrow \mathbb{E}[X|Y = y]$. Properties of the conditional expectation are important in view of the fact that it is the unique optimal estimator under a very large family of loss functions, namely Bregman divergences [6]. For example, an important member of the Bregman family is the ubiquitous squared error loss.

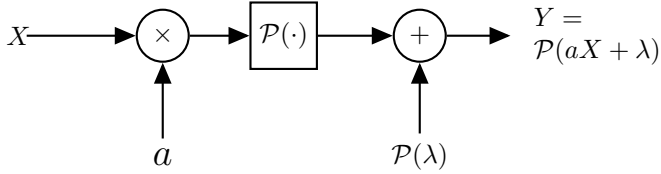
Throughout the paper, we will contrast our results with those for the *Gaussian noise channel* given by¹

$$Y_G = aV + N, \quad (4)$$

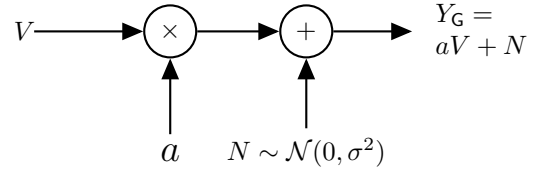
where N is a normal random variable with zero mean and variance σ^2 , a is a fixed scalar, the input V is a real-valued random variable and N and V are independent. The transformation in (4) is shown in Fig. 1b. Since the behavior of the conditional expectation $\mathbb{E}[V|Y_G]$ is well understood, the comparison between these two channels can be very illuminating. Also, somewhat surprisingly, we use the insights developed for the Poisson noise channel to derive a new identity for the Gaussian noise case.

The literature on the Poisson distribution is vast, and the interested reader is referred to [7] and [8] for a summary of communication theoretic applications; [9], [10] and [11] for applications of the Poisson model in compressed sensing; and [12] and [13] for applications of the Poisson distributions in signal processing and other fields. Our interest in studying properties of the conditional expectation is motivated by the

¹Unlike the Poisson channel, Gaussian channel can be parameterized by only one parameter either a or σ^2 . However, we keep both a and σ^2 for comparison.



(a) The Poisson noise channel with the input X , the scaling factor a and the dark current parameter λ .



(b) The Gaussian noise channel with the input X , the scaling factor a and the noise variance σ^2 .

Fig. 1: Noise models considered in this work.

bridge that the Poisson noise model offers between estimation theory and information theory. In [14] and [15] the authors have shown that information measures such as mutual information and relative entropy can be expressed as integrals over the dark current λ and/or the scaling parameter a of Bayesian risks that use loss functions natural (e.g., Bregman divergences) for the Poisson channel. The results in [14] and [15] are counterparts of the Gaussian noise identities between information and estimation measures shown in [16] and [17]. In [18], the authors have generalized the results of [14] and [15] to the vector Poisson model and have introduced a notion of matrix Bregman divergence. For a unifying treatment of such identities, which generalizes these results beyond the Poisson and Gaussian models, the interested reader is referred to [19]. Finally, for the point-wise generalizations, we refer the reader to [20].

A. Notation

Throughout the paper, deterministic quantities are denoted by lowercase letters and random variables are denoted by uppercase letters. We denote the distribution of a random variable X by P_X . The expected value and variance of X are denoted by $\mathbb{E}[X]$ and $\mathbb{V}(X)$, respectively.

The binomial coefficient is denoted by

$$\binom{x}{y} = \frac{\Gamma(x+1)}{\Gamma(y+1)\Gamma(x-y+1)}, \quad x \in \mathbb{R}, y \in \mathbb{R}, \quad (5)$$

where $\Gamma(\cdot)$ is the gamma function. In this paper, the gamma distribution has a probability density function (pdf) given by

$$f(x) = \frac{\alpha^\theta}{\Gamma(\theta)} x^{\theta-1} e^{-\alpha x}, \quad x \geq 0, \quad (6)$$

where $\theta > 0$ is the shape parameter and $\alpha > 0$ is the rate parameter. Moreover, the mean and variance of this distribution are given by

$$\mathbb{E}[X] = \frac{\theta}{\alpha}, \quad \mathbb{V}(X) = \frac{\theta}{\alpha^2}. \quad (7)$$

We denote the distribution with the pdf in (6) by $\text{Gam}(\alpha, \theta)$.

B. Contributions and Outline

The paper outline and contributions are as follows:

- 1) In Section II we study properties of the output distribution P_Y and show:
 - In Section II-A, Theorem 1 connects the distribution of the output Y to the Laplace transform of the input X ;

- In Section II-B, Theorem 2 shows that P_Y is a continuous and bijective operator of the input distribution P_X ; and
 - In Section II-C, studies analytical properties of P_Y . In particular, Lemma 1 characterizes derivatives of P_Y with respect to the scaling parameter a and the dark current parameter λ and connects these derivatives to the forward and backward difference operators of $P_Y(y)$ in terms of y . Moreover, Lemma 2 establishes lower and upper bounds on the tail of P_Y .
- 2) In Section III we study properties of the conditional expectation of the input X given the output Y and show:
 - Section III-A, Lemma 3, re-derives the known Turing-Good-Robbins Formula for the conditional expectation with explicit emphasis on the parameters a and λ . The generalizations of this formula to higher conditional moments are discussed. Moreover, in Lemma 4, it is shown that any higher order conditional moment can be completely determined by the first order conditional moment. Furthermore, in Lemma 5 it is shown that the conditional expectation can be represented as a ratio of derivatives of the Laplace transform of X . Finally, the Laplace representation is used to compute conditional expectations for a few important distributions;
 - Section III-B discusses connections between the conditional expectation and the likelihood function, and the discrete versions of the score function. In particular, Theorem 3 proposes a version of the score function where instead of taking the derivative with respect to the output y the gradient is taken with respect to the channel parameters (a, λ) , and the proposed score function is shown to be related to the conditional expectation via a Tweedie-like formula. Moreover, this new version of the score functions is compared with other definitions of score functions known in the literature. Section III-B is concluded by proposing a version of the Fisher information and a Brown-like identity is establishing between the Fisher information and the minimum mean squared error.
 - Section III-C studies analytical properties of the conditional expectation. In particular, in Theorem 5, it is shown that the conditional expectation is a strictly increasing function of channel realizations. Theorem 6 finds the derivative of the conditional expectation with respect to the dark current parameter λ , which is given by the negative conditional covariance of X given Y .

This incidentally shows that the conditional expectation is a monotonically decreasing function of λ . Moreover, Theorem 6 finds derivatives of higher order conditional moments. Furthermore, Corollary 2 finds the limiting behavior of the conditional expectation as $\lambda \rightarrow \infty$. Finally, Lemma 6 concludes Section III-C by presenting an inequality on the conditional expectation that has a flavor of the reverse Jensen's inequality;

- Section III-D studies whether the conditional expectation is uniquely determined by the input distribution of X . First, in Theorem 7, as an ancillary result, it is shown that the conditional distribution of the input X given the output Y is completely determined by its moments. Second, in Theorem 8, it is shown the conditional expectation uniquely determines the distribution of X . The section is concluded by discussing some consequences of the uniqueness result; and
 - Section III-E studies upper bounds on the conditional expectation. In particular, in Theorem 9, it is shown that the conditional expectation is either a linear or a sub-linear function of the output realization y .
- 3) In Section IV we study connections between the conditional mean estimator and linear estimators and show:
- Section IV-A, Theorem 11, shows that the conditional expectation is linear if and only if the input of X is according to a gamma distribution and the dark current parameter is equal to zero; and
 - Section IV-B, Theorem 12, provides a quantitative refinement of the linear condition in Theorem 11 and shows that if the conditional expectation is close to a linear function in the L_2 metric then the input distribution is close to a gamma distribution in the Lévy metric.

II. PROPERTIES OF THE POISSON TRANSFORMATION

The distribution of the output random variable $Y = \mathcal{P}(aX + \lambda)$ induced by the input $X \sim P_X$ will be denoted by

$$P_Y(y; P_X) = \mathbb{E}[P_{Y|X}(y|X)], y = 0, 1, \dots \quad (8)$$

Also, for simplicity, we will use $P_Y(y)$ instead of $P_Y(y; P_X)$ whenever the nature of the underlying input probability distribution is clear or nonessential. Examples of the output distribution induced by the binary input are shown in Fig. 2.

A. Connections to the Laplace Transform

This section shows an alternative representation of P_Y in terms of the Laplace transform of X .

Theorem 1. Denote the Laplace transform of a non-negative random variable W by

$$\mathcal{L}_W(t) = \mathbb{E}[e^{-tW}], t \geq 0, \quad (9)$$

and its n -th derivative by $\mathcal{L}_W^{(n)}(t)$. Then, for every $a > 0, \lambda \geq 0$ and $y = 0, 1, \dots$

$$P_Y(y; P_X) = \frac{(-1)^y e^{-\lambda}}{y!} \sum_{i=0}^y \binom{y}{i} a^{y-i} (-\lambda)^i \mathcal{L}_X^{(y-i)}(a), \quad (10)$$

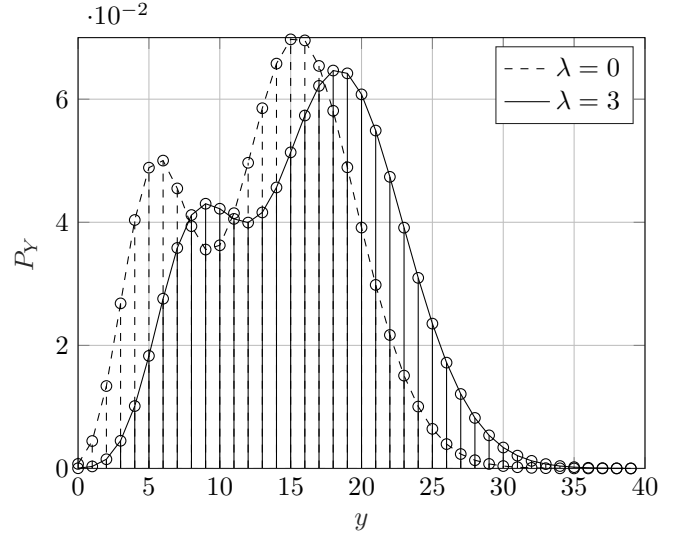


Fig. 2: Examples of the output distribution P_Y for the input $(P_X(6), P_X(16)) = (0.3, 0.7)$ with $a = 1$. The circles are the actual values of P_Y .

and

$$\mathcal{L}_{aX+\lambda}(t) = \sum_{y=0}^{\infty} (-1)^y P_Y(y; P_X) (t-1)^y, \forall |t-1| < 1. \quad (11)$$

Proof: See Appendix A. ■

For $\lambda = 0$ the expression in (10) takes a simple form given by

$$P_Y(y; P_X) = \frac{(-a)^y}{y!} \mathcal{L}_X^{(y)}(a), y = 0, 1, \dots \quad (12)$$

To show the utility of the expression in (10), consider an input $X \sim \text{Gam}(\alpha, \theta)$ with the Laplace transform

$$\mathcal{L}_X(t) = \frac{1}{(1 + \frac{t}{\alpha})^\theta}, t > -\alpha, \quad (13)$$

and the channel output given by $Y = \mathcal{P}(aX)$. Using (10) we arrive at the following output distribution:

$$P_Y(y) = (-a)^y \frac{\alpha^\theta}{(\alpha + a)^{\theta+y}} \binom{-\theta}{y} \quad (14)$$

$$= \frac{a^y \alpha^\theta}{(\alpha + a)^{\theta+y}} \binom{\theta + y - 1}{y}, y = 0, 1, \dots \quad (15)$$

The distribution in (15) is known as the negative binomial distribution with failure parameter θ and success probability $\frac{a}{\alpha+a}$.

Remark 1. There exists a similar result to Theorem 1 for the Gaussian noise channel in (4). Specifically, the probability density function (pdf) of the output Y_G is a Weierstrass transform of the input V [21].

B. Properties of the Output Distribution as a Function of the Input Distribution

In this section, we are also interested in how P_Y behaves as a function of P_X . We will need the following definition.

Definition 1. A sequence of probability measures $\{P_{X_n}\}_{n \in \mathbb{N}}$ on \mathbb{R} is said to *converge weakly* to the probability measure P_X (i.e., $X_n \rightarrow X$ in distribution) if and only if

$$\lim_{n \rightarrow \infty} \mathbb{E}[\phi(X_n)] = \mathbb{E}[\phi(X)], \quad (16)$$

for all bounded and continuous functions ϕ .

The next result presents two important properties of the output distribution.

Theorem 2. Let $Y = \mathcal{P}(aX + \lambda)$. Then, for all $a > 0$ and $\lambda \geq 0$, P_Y satisfies the following properties:

- Let $P_{X_n} \rightarrow P_X$ weakly. Then, $P_{Y_n}(\cdot; P_{X_n}) \rightarrow P_Y(\cdot; P_X)$ weakly. In other words, the mapping $X \rightarrow \mathcal{P}(aX + \lambda)$ is continuous in distribution; and
- P_Y is a bijective operator of P_X , that is

$$P_{Y_1}(\cdot; P_{X_1}) = P_{Y_2}(\cdot; P_{X_2}) \iff P_{X_1} = P_{X_2}. \quad (17)$$

Proof: To establish continuity observe that for every k the Poisson probability $P_{Y|X}(k|x)$ is a bounded and continuous function of x and, therefore, by the definition of convergence in distribution, for every non-negative integer k

$$\begin{aligned} \lim_{n \rightarrow \infty} P_{Y_n}(k; P_{X_n}) &= \lim_{n \rightarrow \infty} \mathbb{E}[P_{Y|X}(k|X_n)] \\ &= \mathbb{E}[P_{Y|X}(k|X)] = P_Y(k; P_X). \end{aligned} \quad (18)$$

Thus, if $P_{X_n} \rightarrow P_X$ weakly, then $P_{Y_n} \rightarrow P_Y$ weakly². This concludes the proof of the continuity of the mapping $P_X \rightarrow P_Y(\cdot; P_X)$.

Next we show that the output distribution is a bijective operator of P_X . The implication

$$P_{X_1} = P_{X_2} \implies P_{Y_1}(\cdot; P_{X_1}) = P_{Y_2}(\cdot; P_{X_2}) \quad (19)$$

is immediate. Therefore, it remains to show that $P_Y(\cdot; P_X)$ is an injective operator.

The injectivity follows from the fact that, in view of (11), the output pmf $P_Y(\cdot; P_X)$ completely determines the Laplace transform of P_X on the interval $t \in (0, 2)$, and since the Laplace transform of P_X is unique on any given interval [23, Sec. 30], we have that $P_Y(\cdot; P_X)$ completely determines P_X . This concludes the part of the proof that shows that $P_X \rightarrow P_Y(\cdot; P_X)$ is an injective transform.

This concludes the proof of the theorem. \blacksquare

C. Analytical Properties of the Output Distribution

Another useful identity of the Poisson transformation relates the derivative of P_Y with respect to the channel parameter to the forward and backward differences of $yP_Y(y)$ and $P_Y(y)$.

Lemma 1. Let $Y = \mathcal{P}(aX + \lambda)$. Then, for every $a > 0$, $\lambda \geq 0$ and $y = 0, 1, \dots$

$$\frac{d}{da} P_{Y|X}(y|x) = x \frac{d}{d\lambda} P_{Y|X}(y|x) \quad (20)$$

$$= x (P_{Y|X}(y-1|x) - P_{Y|X}(y|x)), \quad (21)$$

²Note that in (18) we have established a point-wise convergence of the pmf. However, for integer value random variables (note our output is integer valued) point-wise convergence in the pmf is equivalent to weak convergence [22, Ch. 8.8, Exercise 4].

and

$$a \frac{d}{da} P_Y(y) + \lambda \frac{d}{d\lambda} P_Y(y) = yP_Y(y) - (y+1)P_Y(y+1), \quad (22)$$

$$\frac{d}{d\lambda} P_Y(y) = P_Y(y-1) - P_Y(y), \quad (23)$$

where $P_{Y|X}(-1|x) = P_Y(-1) = 0$.

Proof: See Appendix B. \blacksquare

Special cases of Lemma 1 have been shown in the past; see for example [24, Lemma 8.5]. Lemma 1 will be used in later sections to study properties of the conditional expectation. For example, to study monotonicity properties of the mapping $y \rightarrow \mathbb{E}[X|Y=y]$ it will be convenient to translate the differences with respect to discrete points in y into the derivatives with respect to the continuous parameter λ .

Remark 2. The identity in (22) can be expressed as an equality between the inner product of the vector $\mathbf{v} = [a, \lambda]$ with the gradient of P_Y with respect to $\mathbf{v} = [a, \lambda]$, and the forward difference operator as follows:

$$\mathbf{v} \cdot \nabla_{\mathbf{v}} P_Y(y) = -D_1^{\text{fw}}[yP_Y(y)], \quad (24)$$

where ‘ \cdot ’ denotes the inner product, and the forward difference operator of a function f is given by

$$D_k^{\text{fw}}[f(y)] = f(y+k) - f(y). \quad (25)$$

Similarly, the expression in (23), can be expressed in terms of the backward difference operator as

$$\frac{d}{d\lambda} P_Y(y) = -D_1^{\text{bw}}[P_Y(y)], \quad (26)$$

where the backward difference operator of a function f is given by

$$D_k^{\text{bw}}[f(y)] = f(y) - f(y-k). \quad (27)$$

Remark 3. Consider a Gaussian noise channel in (4). Let $f_{Y_G|V}$ be the conditional pdf for this channel. It is not difficult to check that for this channel we have the following identity between derivatives with respect to the realization of the output y and the scaling parameter a :

$$\frac{d}{da} f_{Y_G|V}(y|v) = -\frac{v}{\sigma^2} \frac{d}{dy} f_{Y_G|V}(y|v). \quad (28)$$

Continuing with our parallelism between derivatives and difference operators the identity in (21) can be written as follows:

$$\frac{d}{da} P_{Y|X}(y|x) = -x D_1^{\text{bw}}[P_{Y|X}(y|x)]. \quad (29)$$

Another useful result concerns the following lower and upper bounds on the tail of P_Y .

Lemma 2. Let $Y = \mathcal{P}(aX + \lambda)$. Then, for every $a > 0$, $\lambda \geq 0$ and $y = 0, 1, \dots$

$$\frac{1}{y!} e^{y\mathbb{E}[\log(aX+\lambda)] - (a\mathbb{E}[X]+\lambda)} \leq P_Y(y) \leq \frac{1}{y!} y^y e^{-y} \leq \frac{1}{\sqrt{2\pi y}}. \quad (30)$$

Proof: See Appendix C. \blacksquare

Properties of the output distribution P_Y derived in this section will be useful in the next section where we study properties of the conditional expectation.

III. PROPERTIES OF THE CONDITIONAL EXPECTATION

In this section, we study the properties of the conditional expectation. Specifically, we focus on how $\mathbb{E}[X|Y = y]$ behaves as a function of the channel parameters (a, λ) , the channel realization y , and the distribution of X . Examples of conditional expectations for the binary distribution used in Fig. 2 are shown in Fig. 3.

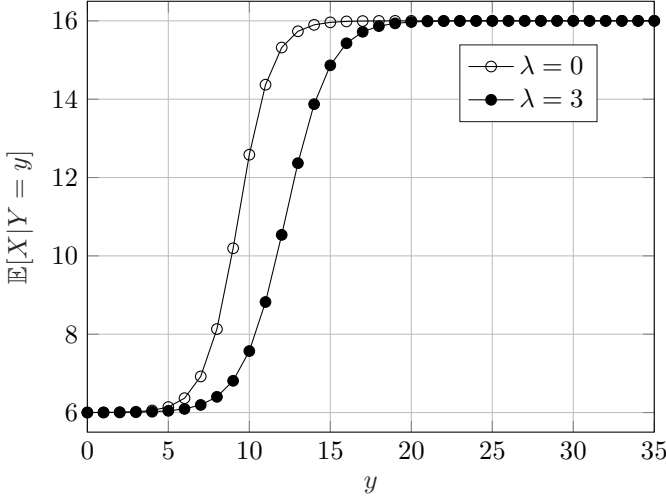


Fig. 3: Examples of conditional expectations for the input $(P_X(6), P_X(16)) = (0.3, 0.7)$ with $a = 1$ and dark current values $\lambda = 0, 3$. The circles are the actual values of $\mathbb{E}[X|Y]$.

Next, we present a formula that will form a basis for much of our analysis of the conditional mean estimator.

A. The Turing-Good-Robbins Formula

An interesting property of the conditional expectation over a Poisson noise channel is its dependence only on the marginal distribution of Y . This identity was first demonstrated by Good in [25] and is credited to Alan Turing. Moreover, it has also been independently derived by Robbins in [26] in the context of empirical Bayes estimation. For completeness, we derive it next.

Lemma 3. *Let $Y = \mathcal{P}(aX + \lambda)$. Then, for every $a > 0$ and $\lambda \geq 0$,*

$$\mathbb{E}[X|Y = y] = \frac{1}{a} \frac{(y+1)P_Y(y+1)}{P_Y(y)} - \frac{\lambda}{a}, \quad y = 0, 1, \dots \quad (31)$$

Proof: The proof follows via the following sequence of manipulations:

$$\begin{aligned} \mathbb{E}[X|Y = y] &= \frac{\mathbb{E}[X P_Y|X(y|X)]}{P_Y(y)} \\ &= \frac{\mathbb{E}\left[X \frac{1}{y!} (aX + \lambda)^y e^{-(aX + \lambda)}\right]}{P_Y(y)} \end{aligned} \quad (32)$$

$$= \frac{\mathbb{E}\left[X \frac{1}{y!} (aX + \lambda)^y e^{-(aX + \lambda)}\right] - \lambda P_Y(y)}{P_Y(y)} \quad (33)$$

$$= \frac{1}{a} \frac{\mathbb{E}\left[\frac{1}{(y+1)!} (aX + \lambda)^{y+1} e^{-(aX + \lambda)}\right] - \lambda P_Y(y)}{P_Y(y)} \quad (34)$$

$$= \frac{1}{a} \frac{(y+1)\mathbb{E}\left[\frac{1}{(y+1)!} (aX + \lambda)^{y+1} e^{-(aX + \lambda)}\right] - \lambda P_Y(y)}{P_Y(y)} \quad (35)$$

$$= \frac{1}{a} \frac{(y+1)P_Y(y+1) - \lambda P_Y(y)}{P_Y(y)}. \quad (36)$$

This completes the proof of (31). \blacksquare

The key advantage of the expression in (31) is that it depends only on the marginal P_Y . This, in turn, avoids computation of the often complicated conditional $P_{X|Y}$. The *Turing-Good-Robbins* (TGR) formula played an important role in the development of *empirical Bayes estimation*; the interested reader is referred to [27, Chapter 6.1] for a historical account and impact of the TGR formula. Vector versions of Lemma 3 were shown in [19, Lemma 3] and [18, Lemma 3].

Remark 4. It is not difficult to see that the expression in (31) can be generalized to higher order moments as follows: for every non-negative integers k and y

$$\mathbb{E}[(aX + \lambda)^k | Y = y] = \frac{(y+k)!}{y!} \frac{P_Y(y+k)}{P_Y(y)}. \quad (37)$$

This, for example, leads to the following interesting expression for the conditional variance of $U = aX + \lambda$:

$$\mathbb{V}(U|Y = y) = \mathbb{E}[U|Y = y](\mathbb{E}[U|Y = y+1] - \mathbb{E}[U|Y = y]). \quad (38)$$

Combining the TGR formula with the expression in (37), we arrive at the following lemma that relates all the conditional moments to the first conditional moment.

Lemma 4. *Let $Y = \mathcal{P}(aX + \lambda)$. Then, for every positive integer k and every non-negative integer y*

$$\mathbb{E}[(aX + \lambda)^k | Y = y] = \prod_{i=0}^{k-1} \mathbb{E}[aX + \lambda | Y = y + i]. \quad (39)$$

Proof: The proof follows by combining (31) and (37). \blacksquare

In probability theory, typically, lower order moments are controlled by higher order moments (i.e., Jensen's inequality). The identity in (39) is very strong and implies that all of the higher conditional moments can be recovered from the first conditional moment. This observation will be used in Section III-D to show that the conditional expectation is unique for every input distribution.

Remark 5. To the best of our knowledge no Gaussian counterpart of the identity in (39) has ever been presented in the past. In fact, inspired by the result in Lemma 4 the authors of this paper have recently derived in [28] the following Gaussian analog of the identity in (39):

$$\begin{aligned} \mathbb{E}[(aV)^k | Y_G = y] &= \sigma^{2k} e^{-\frac{1}{\sigma^2} \int_0^y \mathbb{E}[aV|Y_G=t] dt} \frac{d^k}{dy^k} e^{\frac{1}{\sigma^2} \int_0^y \mathbb{E}[aV|Y_G=t] dt}, \end{aligned} \quad (40)$$

where V and Y_G are related through (4). Note that (40) is in the same spirit as (4) in the sense that all the higher conditional moments can be characterized by the first conditional moment.

It is also interesting to combine the TGR formula with the Laplace transform representation of the output pmf in (10),

which leads to the following representation of the conditional expectation.

Lemma 5. *Let $Y = \mathcal{P}(aX + \lambda)$. Then, for every $a > 0$ and $\lambda \geq 0$*

$$\begin{aligned} \mathbb{E}[X|Y = y] &= -\frac{\sum_{i=0}^{y+1} \binom{y+1}{i} a^{y+1-i} (-\lambda)^i \mathcal{L}_X^{(y+1-i)}(a)}{a \sum_{i=0}^y \binom{y}{i} a^{y-i} (-\lambda)^i \mathcal{L}_X^{(y-i)}(a)} - \frac{\lambda}{a}, \quad y = 0, 1, \dots \end{aligned} \quad (41)$$

In particular, for $\lambda = 0$

$$\mathbb{E}[X|Y = y] = -\frac{\mathcal{L}_X^{(y+1)}(a)}{\mathcal{L}_X^{(y)}(a)}, \quad y = 0, 1, \dots \quad (42)$$

The expression in (42) enables computation of the conditional expectation if the Laplace transform of the random variable is known and can be easily differentiated. Using (42), Table I collects expressions for the conditional expectations of a few important distributions.

B. On Tweedie's Formula, the Score Function, the Fisher Information and Brown's Identity

Consider a Gaussian channel given in (4) for which the classical *Tweedie's formula* for the conditional expectation is given by

$$a\mathbb{E}[V|Y_G = y] = y + \sigma^2 \frac{d}{dy} \log(f_{Y_G}(y)) \quad (43)$$

$$= y + \sigma^2 \rho_{Y_G}(y), \quad (44)$$

where the quantity

$$\rho_{Y_G}(y) = \frac{d}{dy} \log f_{Y_G}(y) = \frac{f'_{Y_G}(y)}{f_{Y_G}(y)}, \quad (45)$$

is known as the *score function* and the logarithm of the pdf is known as the *log-likelihood* function. The identity in (44) has been derived by Robbins in [26] where he credits Maurice Tweedie for the derivation. The version of (44) for multivariate normal has been derived by Esposito in [29]. The identity in (44) has an advantage that it depends only on the marginal distribution of the output; see [30] for an application example. In this section, we propose an analog of Tweedie's formula for the Poisson case.

Note that, in the Poisson case it is not possible to obtain the logarithmic derivative form similar to the one in (44) in view of the fact that the output space is discrete. Nonetheless, it is interesting to observe the following forward difference property of the logarithm of P_Y , which is just a restatement of the TGR formula in (31).

Corollary 1. *Let $Y = \mathcal{P}(aX + \lambda)$. Then,*

$$D_1^{\text{fw}} [\log P_Y(y)] = \log(\mathbb{E}[aX + \lambda|Y = y]) - \log(y + 1). \quad (46)$$

The identity in (46) has been previously demonstrated in [31].

Although for the Poisson case, there is no Tweedie's formula that differentiates with respect to y , using the result in Lemma 1 that translates the difference with respect to discrete points to the gradient with respect to continuous parameters a

and λ , we propose the following version of Tweedie's formula for the Poisson noise channel. The proposed formula does have a logarithmic derivative form.

Theorem 3. *For $Y = \mathcal{P}(aX + \lambda)$ let $\mathbf{v} = [a, \lambda]$ and define a Poisson score function as*

$$\rho_Y^{\text{Po}}(y) = -\mathbf{v} \cdot \nabla_{\mathbf{v}} \log P_Y(y), \quad (47)$$

and its scaling and dark current components, respectively, by

$$\rho_Y^{\text{Po, scale}}(y) = \frac{d}{da} \log(P_Y(y)) = \frac{\frac{d}{da} P_Y(y)}{P_Y(y)}, \quad (48)$$

$$\rho_Y^{\text{Po, d.c}}(y) = \frac{d}{d\lambda} \log(P_Y(y)) = \frac{\frac{d}{d\lambda} P_Y(y)}{P_Y(y)}, \quad (49)$$

and define discrete forward and backward score functions, respectively, by

$$\rho_Y^{\text{Po, fw.d}}(y) = \frac{D_1^{\text{fw}} [y P_Y(y)]}{P_Y(y)}, \quad (50)$$

$$\rho_Y^{\text{Po, bw.d}}(y) = \frac{D_1^{\text{bw}} [P_Y(y)]}{P_Y(y)}. \quad (51)$$

Then,

$$\mathbb{E}[aX + \lambda|Y = y] = y + \rho_Y^{\text{Po}}(y), \quad y = 1, 2, \dots \quad (52)$$

Moreover,

$$\rho_Y^{\text{Po}}(y) = \mathbf{v} \cdot [\rho_Y^{\text{Po, scale}}(y), \rho_Y^{\text{Po, d.c}}(y)] \quad (53)$$

$$= \mathbf{v} \cdot [\rho_Y^{\text{Po, scale}}(y), -\rho_Y^{\text{Po, bw.d}}(y)] \quad (54)$$

$$= -\rho_Y^{\text{Po, fw.d}}(y). \quad (55)$$

Proof: We start by re-writing the conditional expectation using the TGR formula (31)

$$\mathbb{E}[aX + \lambda|Y = y] = y + \frac{(y+1)P_Y(y+1) - yP_Y(y)}{P_Y(y)}, \quad (56)$$

and work with the second term in (56). Next, to show (55) observe that by using the definition of the forward difference we have that

$$\frac{(y+1)P_Y(y+1) - yP_Y(y)}{P_Y(y)} = \rho_Y^{\text{Po, fw.d}}(y). \quad (57)$$

To show (52) and (53) use the identity in (22)

$$\frac{(y+1)P_Y(y+1) - yP_Y(y)}{P_Y(y)} = -\frac{a \frac{d}{da} P_Y(y) + \lambda \frac{d}{d\lambda} P_Y(y)}{P_Y(y)} \quad (58)$$

$$= -\mathbf{v} \cdot [\rho_Y^{\text{Po, scale}}(y), \rho_Y^{\text{Po, d.c}}(y)] \quad (59)$$

$$= -\mathbf{v} \cdot \nabla_{\mathbf{v}} \log P_Y(y) \quad (60)$$

$$= \rho_Y^{\text{Po}}(y). \quad (61)$$

Finally, to show (54) use the identity in (23) to see that

$$\rho_Y^{\text{Po, d.c}}(y) = \frac{P_Y(y-1) - P_Y(y)}{P_Y(y)} = -\frac{D_1^{\text{bw}} [P_Y(y)]}{P_Y(y)}. \quad (62)$$

This concludes the proof. \blacksquare

TABLE I: Examples of Conditional Expectations for $\lambda = 0$.

Distribution of X	Laplace Transform $\mathcal{L}_X(t)$	$\mathcal{L}_X^{(n)}(t)$	$\mathbb{E}[X Y = y], y = 0, 1, \dots$
Gamma (defined in (6))	$\frac{1}{(1+\frac{t}{\alpha})^\theta}, t > -\alpha$	$(-1)^n \frac{1}{\alpha^n} \frac{1}{(1+\frac{t}{\alpha})^{n+\theta}} \frac{\Gamma(\theta+n)}{\Gamma(\theta)}, t > -\alpha$	$\frac{y}{\alpha+a} + \frac{\theta}{\alpha+a}$
Inverse-gamma $f_X(x) = \frac{\beta^\alpha}{\Gamma(\alpha)} \frac{1}{x^{\alpha+1}} e^{-\frac{\beta}{x}}, x > 0, \alpha > 0, \beta > 0$	$\frac{2(\beta t)^{\frac{\alpha}{2}}}{\Gamma(\alpha)} K_\alpha(\sqrt{4\beta t}), t > 0$ where $K_\alpha(\cdot)$ is a modified Bessel function of a second kind	$(-1)^n \frac{\beta^\alpha}{\Gamma(\alpha)} 2K_{\alpha-n}(\sqrt{4\beta t}) \left(\frac{\beta}{t}\right)^{\frac{n-\alpha}{2}}, t > 0$	$\left(\frac{\beta}{a}\right)^{\frac{1}{2}} \frac{K_{\alpha-(y+1)}(\sqrt{4\beta a})}{K_{\alpha-y}(\sqrt{4\beta a})}$
Uniform $f_X(x) = \frac{1}{b-c}, 0 \leq c \leq x \leq b$	$-\frac{e^{-tb} - e^{-tc}}{t(b-c)}$	$(-1)^n \frac{1}{b-c} \frac{\Gamma(n+1, ct) - \Gamma(n+1, bt)}{t^{n+1}}$ where $\Gamma(\cdot, \cdot)$ is the upper incomplete Gamma function	$\frac{\Gamma(y+2, ca) - \Gamma(y+2, ba)}{a(\Gamma(y+1, ca) - \Gamma(y+1, ba))}$
Bernoulli $\mathbb{P}[X = 1] = p = 1 - \mathbb{P}[X = 0] = 1 - q$	$q + pe^{-t}$	$p(-1)^n e^{-t}$	$\begin{cases} \frac{pe^{-a}}{q+pe^{-a}} & y = 0 \\ 1 & y > 0 \end{cases}$
Poisson $\mathbb{P}[X = k] = \frac{\gamma^k e^{-\gamma}}{k!}, k = 0, 1, \dots$	$e^{\gamma(e^{-t}-1)}$	$(-1)^n e^{\gamma(e^{-t}-1)} T_n(e^{\gamma e^{-t}})$ where $T_n(\cdot)$ is the Touchard polynomial	$\frac{T_{y+1}(e^{\gamma e^{-a}})}{T_y(e^{\gamma e^{-a}})}$
Exponential Family $\frac{dP_X}{d\mu}(x; \theta) = e^{\theta x - \psi(\theta)}, x \geq 0, \theta \in \mathcal{N}$ where <ul style="list-style-type: none"> • $d\mu$ - base measure; • θ - natural parameter; • $\mathcal{N} \subseteq \mathbb{R}$ - natural parameter space; and • ψ - log-partition function. 	$e^{\psi(\theta-t) - \psi(\theta)}, \theta - t \in \mathcal{N}$	$e^{-\psi(\theta)} \frac{d}{dt} e^{\psi(\theta-t)}$	$-\frac{\frac{dy+1}{dt} e^{\psi(\theta-t)}}{\frac{dy}{dt} e^{\psi(\theta-t)}} \Big _{t=a}$

Unlike for continuous random variables, there are several definitions of a score function for discrete random variables. Specifically, the following definitions of score functions for a random variable W supported on non-negative integers have been proposed in [32], [33] and [34], respectively: for $w = 0, 1, 2, \dots$

$$\rho_W^K(w) = \frac{P_W(w-1) - P_W(w)}{P_W(w)}, \quad (63)$$

$$\rho_W^{KHJ}(w) = \frac{(w+1)P_W(w+1)}{\mathbb{E}[W]P_W(w)} - 1, \quad (64)$$

$$\rho_W^{JG}(w) = w\mathbb{E}[W] \frac{P_W(w-1) - P_W(w)}{P_W(w)} - 1. \quad (65)$$

By letting $U = aX + \lambda$ and $\mathbb{E}[U] = a\mathbb{E}[X] + \lambda$ we observe the following relationship between score functions proposed in Theorem 3 and score functions in (63), (64) and (65):

$$\rho_Y^{\text{Po}, \text{d.c.}}(y) = \rho_Y^K(y) = \frac{\rho_Y^{JG}(y) + 1}{y\mathbb{E}[U]}, \quad (66)$$

$$\rho_Y^{\text{Po}}(y) = \mathbb{E}[U] \rho_Y^{KHJ}(y) + \mathbb{E}[U] - y. \quad (67)$$

The score function has an intimate relationship with the *Fisher information*. Motivated by our gradient definition of the score function in (47) we define the following version of the Fisher information of Y for the Poisson noise case:

$$J^{\text{Po}}(Y) = \mathbb{E} \left[\left(\rho_Y^{\text{Po}}(Y) \right)^2 \right]. \quad (68)$$

We can now show the following result between the Fisher information and the minimum mean squared error (MMSE) where the latter is defined as

$$\text{mmse}(X|Y) = \mathbb{E} \left[(X - \mathbb{E}[X|Y])^2 \right]. \quad (69)$$

Theorem 4. Let $Y = \mathcal{P}(aX + \lambda)$. Then, for every $a > 0, \lambda \geq 0$

$$\text{mmse}(X|Y) = \frac{a\mathbb{E}[X] + \lambda - J^{\text{Po}}(Y)}{a^2}. \quad (70)$$

Proof: We start with the definition of the MMSE

$$\begin{aligned} \text{mmse}(X|Y) &= \mathbb{E} \left[(X - \mathbb{E}[X|Y])^2 \right] \end{aligned} \quad (71)$$

$$= \mathbb{E} \left[\left(X - \frac{Y + \rho_Y^{\text{Po}}(Y) - \lambda}{a} \right)^2 \right] \quad (72)$$

$$\begin{aligned} &= \mathbb{E} \left[\left(X - \frac{Y - \lambda}{a} \right)^2 \right] - 2\mathbb{E} \left[\left(X - \frac{Y - \lambda}{a} \right) \frac{\rho_Y^{\text{Po}}(Y)}{a} \right] \\ &+ \frac{1}{a^2} J^{\text{Po}}(Y) \end{aligned} \quad (73)$$

$$\begin{aligned} &= \mathbb{E} \left[\left(X - \frac{Y - \lambda}{a} \right)^2 \right] \\ &- 2\mathbb{E} \left[\left(\mathbb{E}[X|Y] - \frac{Y - \lambda}{a} \right) \frac{\rho_Y^{\text{Po}}(Y)}{a} \right] + \frac{1}{a^2} J^{\text{Po}}(Y) \end{aligned} \quad (74)$$

$$= \mathbb{E} \left[\left(X - \frac{Y - \lambda}{a} \right)^2 \right] - 2\frac{1}{a^2} J^{\text{Po}}(Y) + \frac{1}{a^2} J^{\text{Po}}(Y) \quad (75)$$

$$= \frac{a\mathbb{E}[X] + \lambda}{a^2} - \frac{1}{a^2} J^{\text{Po}}(Y), \quad (76)$$

where (72) follows by using (52); (74) follows from the law of total expectation; (75) follows by using the identity in (52); and (75) follows by using

$$\begin{aligned} \mathbb{E} \left[\left(X - \frac{Y - \lambda}{a} \right)^2 \right] &= \mathbb{E} \left[\mathbb{V} \left(\frac{Y - \lambda}{a} \mid X \right) \right] \\ &= \frac{1}{a^2} \mathbb{E} [\mathbb{V}(Y | X)] = \frac{1}{a^2} \mathbb{E} [aX + \lambda]. \end{aligned} \quad (77)$$

This concludes the proof. \blacksquare

Remark 6. A Gaussian analog of the identity in (70) has been shown by Brown in [35]

$$\text{mmse}(V|Y_G) = \frac{\sigma^2 - \sigma^4 J(Y_G)}{a^2}, \quad (78)$$

where the Fisher information is given by

$$J(Y_G) = \mathbb{E} \left[\left(\frac{d}{dy} \log(f_{Y_G}(Y_G)) \right)^2 \right]. \quad (79)$$

As an example, by using that $J^{\text{Po}}(Y) \geq 0$, the expression in (70) leads to the bound

$$\text{mmse}(X|Y) \leq \frac{a\mathbb{E}[X] + \lambda}{a^2}. \quad (80)$$

For the case of $\lambda = 0$ and under some mild conditions on the pdf of X , the bound in (80) was shown to be order tight in [36, Theorem 4]. For upper and lower bounds and some other results on the MMSE of Poisson noise the interested reader is referred to [36].

C. Analytical Properties of the Conditional Expectation

In this section, we study how the conditional expectation behaves as a function of y and as a function of the channel parameters (a, λ) .

Theorem 5. Let $Y = \mathcal{P}(aX + \lambda)$. Then, for every fixed $a > 0, \lambda \geq 0$, the mapping $y \rightarrow \mathbb{E}[X|Y = y]$ is non-decreasing.

Proof: To show that the expected value is non-decreasing let $U = aX + \lambda$ and consider

$$P_Y(k) = \frac{1}{k!} \mathbb{E}[U^k e^{-U}] \quad (81)$$

$$\leq \frac{1}{k!} \sqrt{\mathbb{E}[U^{k+1} e^{-U}] \mathbb{E}[U^{k-1} e^{-U}]} \quad (82)$$

$$= \frac{1}{k!} \sqrt{(k+1)! P_Y(k+1) (k-1)! P_Y(k-1)} \quad (83)$$

$$= \sqrt{\frac{k+1}{k} P_Y(k+1) P_Y(k-1)}, \quad (84)$$

where in (82) we have used the Cauchy-Schwarz inequality. Now applying the bound in (84) to the TGR formula in (31) we have that

$$\mathbb{E}[U|Y = y] = \frac{(y+1)P_Y(y+1)}{P_Y(y)} \quad (85)$$

$$\geq \frac{(y+1)\frac{y}{y+1}P_Y^2(y)}{P_Y(y)P_Y(y-1)} \quad (86)$$

$$= \frac{yP_Y(y)}{P_Y(y-1)} \quad (87)$$

$$= \mathbb{E}[U|Y = y-1]. \quad (88)$$

This shows that the conditional expectation is a non-decreasing function of y . \blacksquare

We note that the conditional expectation of a non-degenerate random variable X may not be strictly increasing and can

increase only once. Consider an example of a Bernoulli random variable and $\lambda = 0$ for which

$$\mathbb{E}[X|Y = y] = \begin{cases} \frac{pe^{-a}}{q+pe^{-a}} & y = 0 \\ 1 & y > 0 \end{cases}. \quad (89)$$

For the Gaussian noise setting this, however, is not the case and the conditional expectation is a strictly increasing function for non-degenerate random variables (see Remark 7 below).

From Fig. 3 and Fig. 5 we observe that the conditional expectation with a lower dark current dominates the conditional expectation with a larger dark current. This observation holds in general and is formally shown next.

Theorem 6. For $Y = \mathcal{P}(aX + \lambda)$ and $U = aX + \lambda$ let $\mathbf{v} = [a, \lambda]$. Then, for every $a > 0, \lambda > 0$ and $y = 0, 1, \dots$

$$\begin{aligned} \mathbf{v} \cdot \nabla_{\mathbf{v}} \mathbb{E}[X|Y = y] & \\ &= a \frac{d}{da} \mathbb{E}[X|Y = y] + \lambda \frac{d}{d\lambda} \mathbb{E}[X|Y = y] \\ &= -a \nabla(X|Y = y), \end{aligned} \quad (90)$$

where

$$a \frac{d}{d\lambda} \mathbb{E}[X|Y = y] = \begin{cases} 0 & y = 0 \\ -y \frac{\mathbb{V}(U|Y=y-1)}{(\mathbb{E}[U|Y=y-1])^2} & y \geq 1 \end{cases}. \quad (91)$$

More generally, for every positive integer k

$$\begin{aligned} \mathbf{v} \cdot \nabla_{\mathbf{v}} \mathbb{E}[U^k|Y = y] & \\ &= a \frac{d}{da} \mathbb{E}[U^k|Y = y] + \lambda \frac{d}{d\lambda} \mathbb{E}[U^k|Y = y] \\ &= k \mathbb{E}[U^k|Y = y] - \mathbb{E}[U^{k+1}|Y = y] \\ &\quad + \mathbb{E}[U^k|Y = y] \mathbb{E}[U|Y = y], \end{aligned} \quad (92)$$

where

$$\begin{aligned} \frac{d}{d\lambda} \mathbb{E}[U^k|Y = y] & \\ &= \begin{cases} k \mathbb{E}[U^{k-1}|Y = 0] & y = 0 \\ \frac{(y+k)\mathbb{E}[U^{k-1}|Y=y]\mathbb{E}[U|Y=y-1] - y\mathbb{E}[U^k|Y=y]}{\mathbb{E}[U|Y=y-1]} & y \geq 1 \end{cases}. \end{aligned} \quad (94)$$

Proof: See Appendix D. \blacksquare

As a consequence of Theorem 6 we have the following corollary.

Corollary 2. Let $Y_\lambda = \mathcal{P}(aX + \lambda)$ where X is a non-degenerate random variable. Then, for a fixed $y \geq 1$, the mapping $\lambda \rightarrow \mathbb{E}[X|Y_\lambda = y]$ is strictly decreasing. Moreover,

$$\lim_{\lambda \rightarrow \infty} \mathbb{E}[X|Y_\lambda = y] = \mathbb{E}[X|Y_\kappa = 0], \quad y = 0, 1, \dots \quad (95)$$

where $\kappa \geq 0$ can be arbitrary.

Proof: The fact that $\lambda \rightarrow \mathbb{E}[X|Y_\lambda = y]$ is strictly decreasing for $y \geq 1$ follows from (91) by using the fact that the variance of a non-degenerate random variable is positive.

The proof of (95) proceeds as follows:

$$\lim_{\lambda \rightarrow \infty} \mathbb{E}[X|Y_\lambda = y] = \lim_{\lambda \rightarrow \infty} \frac{\mathbb{E}[(aX + \lambda)^y e^{-(aX + \lambda)}]}{\mathbb{E}[(aX + \lambda)^y e^{-(aX + \lambda)}]} \quad (96)$$

$$= \lim_{\lambda \rightarrow \infty} \frac{\mathbb{E} \left[X \left(\frac{aX}{\lambda} + 1 \right)^y e^{-aX} \right]}{\mathbb{E} \left[\left(\frac{aX}{\lambda} + 1 \right)^y e^{-aX} \right]} \quad (97)$$

$$= \frac{\mathbb{E} [X e^{-aX}]}{\mathbb{E} [e^{-aX}]} \quad (98)$$

$$= \mathbb{E}[X|Y_0 = 0] \quad (99)$$

$$= \mathbb{E}[X|Y_\kappa = 0], \quad (100)$$

where the exchange of the limit and expectation in (97) follows by using the dominated convergence theorem with the following bound that holds for $\lambda > 1$:

$$X \left(\frac{aX}{\lambda} + 1 \right)^y e^{-aX} \leq (y+1)^{y+1} e^{-y}; \quad (101)$$

the proof of the above bound follows along the same lines as that of (30); and $\kappa \geq 0$ in (100) can be taken arbitrary since the conditional expectation at $y = 0$ does not depend on the dark current parameter. This concludes the proof. ■

Remark 7. For the Gaussian noise channel in (4) the analog of the identity in (90) is the following formula shown in [37]:

$$\sigma^2 \frac{d}{dy} \mathbb{E}[V|Y_G = y] = \mathbb{V}(V|Y_G = y). \quad (102)$$

Moreover, the Gaussian analog of the identity in (93) is

$$\begin{aligned} \sigma^2 \frac{d}{dy} \mathbb{E}[V^{n-1}|Y_G = y] \\ = \mathbb{E}[V^n|Y_G = y] - \mathbb{E}[V^{n-1}|Y_G = y] \mathbb{E}[V|Y_G = y], \end{aligned} \quad (103)$$

shown in [38]. These two observations further support the view that differentiation with respect to a and λ in a Poisson channel is the analog of differentiation with respect to y for the Gaussian channel.

We conclude this section by using the monotonicity of conditional expectation to show an inequality that has the flavor of the reverse Jensen's inequality.

Lemma 6. *Let $Y = \mathcal{P}(X)$. Then, for every positive integer k and non-negative integer y*

$$\mathbb{E}[X|Y = y] \leq \mathbb{E}^{\frac{1}{k}} [X^k|Y = y] \leq \mathbb{E}[X|Y = y + k - 1]. \quad (104)$$

Proof: Using the monotonicity of the conditional expectation observe the following inequalities:

$$\begin{aligned} (\mathbb{E}[X|Y = y])^k &\leq \prod_{i=0}^{k-1} \mathbb{E}[X|Y = y + i] \\ &\leq (\mathbb{E}[X|Y = y + k - 1])^k. \end{aligned} \quad (105)$$

The proof is now concluded by using the identity in (39). ■

Observe that the first inequality in (104) could have been shown by using Jensen's inequality.

D. Uniqueness of the Conditional Expectation with Respect to the Input Distribution

In this section, we are interested in whether the knowledge of $\mathbb{E}[U|Y = y]$ for all y uniquely determines the input distribution P_U .

We begin by showing an auxiliary result about the conditional distribution, which is of independent interest, that will be used to show the uniqueness of the conditional expectation with respect to the input distribution.

Theorem 7. *Fix some non-negative integer y and let U_y be distributed according to $P_{U|Y=y}$ where $Y = \mathcal{P}(U)$. Denote by $\{m_k\}_{k=1}^{\infty}$ the sequence of integer moments of U_y (i.e., $m_k = \mathbb{E}[U_y^k]$).*

Then, the distribution of U_y is uniquely determined by the sequence $\{m_k\}_{k=1}^{\infty}$.

Proof: Clearly, we have that $m_k < \infty$ for all $k > 1$, which follows from the inequality in Lemma 6. In the rest of the proof, we seek to determine whether the moments of U_y are unique. Since $U_y \geq 0$, this is a classical Stieltjes moment problem [39]. The following sufficient condition for the uniqueness of moments was given by Carleman [40]: the moments of U_y are unique if

$$\sum_{k=1}^{\infty} (\mathbb{E}[U_y^k])^{-\frac{1}{2k}} = \infty. \quad (106)$$

Next, using the upper bound in (30) observe the following inequality:

$$\mathbb{E}[U_y^k] = \frac{(y+k)!}{y!} \frac{P_Y(y+k)}{P_Y(y)}. \quad (107)$$

$$\leq \frac{(y+k)!}{y!} \frac{1}{(y+k)!} (y+k)^{y+k} e^{-(y+k)} \quad (108)$$

$$= c_y (y+k)^{y+k} e^{-k}, \quad (109)$$

where in the last step we have defined

$$c_y = \frac{e^{-y}}{y! P_Y(y)}. \quad (110)$$

Now, applying the bound in (109) to the summation in (106)

$$\sum_{k=1}^{\infty} (\mathbb{E}[U_y^k])^{-\frac{1}{2k}} \geq e^{\frac{1}{2}} \sum_{k=1}^{\infty} \frac{1}{c_y^{\frac{1}{2k}} (y+k)^{\frac{1}{2k}}}, \quad (111)$$

since y and c_y are fixed the above sum diverges by the comparison test. Therefore, the Carleman condition in (106) is satisfied and the moments determine the distribution. This concludes the proof. ■

Remark 8. To the best of our knowledge, no Gaussian analog of Theorem 7 has ever been presented. Nonetheless, for the Gaussian noise case, a version of Theorem 7 can be shown by using [41, Proposition 6], where it was shown that $P_{V|Y_G=y}$ is sub-Gaussian for every fixed y regardless of the distribution of the input V , together with Carleman's conditions for real-valued random variables. We note, however, that in general for the Poisson case the conditional distribution $P_{U|Y}$ does not enjoy the sub-Gaussianity property. To see this, recall that sub-Gaussian random variables have moments that grow at a rate of at most $C^k \sqrt{k!}$ for some fixed constant $C > 0$ [42]. Now, consider $U \sim \text{Gam}(1, 1)$ in which case using Table I we have that

$$\mathbb{E}[U|Y = y] = \frac{y+1}{2}, y = 0, 1, \dots \quad (112)$$

and using (39) the higher order moments of $U|Y = y$ are given by

$$m_k = \frac{(y+k)!}{2^k y!}. \quad (113)$$

This, however, for every fixed y , grows faster than $C^k \sqrt{k!}$ and so $P_{U|Y=y}$ is not sub-Gaussian.

The next result establishes the uniqueness of the conditional expectation.

Theorem 8. *Let $Y_1 = \mathcal{P}(U_1)$ and $Y_2 = \mathcal{P}(U_2)$. Then, the conditional expectation is a bijective operator of the input distribution; that is*

$$\mathbb{E}[U_1|Y_1 = y] = \mathbb{E}[U_2|Y_2 = y], \forall y \iff P_{U_1} = P_{U_2}. \quad (114)$$

Proof: Suppose that $P_{U_1} = P_{U_2}$; then it is immediate that

$$\mathbb{E}[U_1|Y_1 = y] = \mathbb{E}[U_2|Y_2 = y], \forall y. \quad (115)$$

Therefore, it remains to show the other direction.

Next suppose that $\mathbb{E}[U_1|Y_1 = y] = \mathbb{E}[U_2|Y_2 = y], \forall y$. Then, using the identity in (39) we have that for all integers $k \geq 1$

$$\mathbb{E}[U_1^k|Y_1 = y] = \mathbb{E}[U_2^k|Y_2 = y], \forall y. \quad (116)$$

Using Theorem 7, the expression in (116) implies that

$$P_{U_1|Y_1=y} = P_{U_2|Y_2=y}, \forall y. \quad (117)$$

Now the equality in (117) implies that $P_{U_1} = P_{U_2}$. To see this choose some measurable set $A \subset \mathbb{R}$ and observe that

$$P_{U_1}(A) = \mathbb{E}[1_A(U_1)] \quad (118)$$

$$= \mathbb{E}[\mathbb{E}[1_A(U_1)|Y_1]] \quad (119)$$

$$= \mathbb{E}[\mathbb{E}[1_A(U_2)|Y_2]] \quad (120)$$

$$= P_{U_2}(A). \quad (121)$$

This concludes the proof. \blacksquare

Remark 9. For the Gaussian noise channel, the uniqueness of the conditional expectation has been established in [43, Appendix B]. We note, however, that our proof and the proof in [43] are very different. Moreover, to the best of our knowledge, there is no single unifying approach for demonstrating uniqueness results for the conditional expectation with respect to the input distribution.

There are several interesting consequences of Theorem 8:

- (Strict Concavity of the MMSE). Consider $Y = \mathcal{P}(aX + \lambda)$ for some X and the corresponding MMSE of estimating X from Y

$$\text{mmse}(X|Y) = \mathbb{E}[(X - \mathbb{E}[X|Y])^2]. \quad (122)$$

The uniqueness of the conditional expectation implies that $P_X \rightarrow \text{mmse}(X|Y)$ is a strictly concave mapping. This follows by applying [43, Theorem 1] where it was established that the MMSE is strictly concave provided that the conditional expectation uniquely determines the input distribution;

- (Least Favorable Distributions). A distribution P_X is said to be *least favorable* with respect to the MMSE and some parameter space Ω if

$$P_X \in \arg \max_{P_X: X \in \Omega} \text{mmse}(X|Y). \quad (123)$$

The uniqueness of the conditional expectation, which implies that the objective function in (123) is strictly convex, guarantees that the least favorable prior distribution is unique. Moreover, this also implies uniqueness of the minimax estimator of a deterministic parameter $\theta \in \Omega$ of the risk

$$R(\theta, \hat{\theta}) = \mathbb{E} \left[\left(\theta - \hat{\theta}(Y) \right)^2 \right], \text{ where } Y = \mathcal{P}(a\theta + \lambda). \quad (124)$$

The interested reader is also referred to [44] where conditions for the least favorable prior to be binary have been shown;

- (Empirical Bayes). Consider an independent and identically sequence (i.i.d.) of input random variables $\{X_i\}$ and a corresponding output sequence $\{Y_i\}$ where $Y_i = \mathcal{P}(X_i)$. Now consider the expression for the TGR formula given by

$$\mathbb{E}[X|Y = y] = \frac{(y+1)P_Y(y+1)}{P_Y(y)}. \quad (125)$$

Because the conditional estimator in the TGR formula depends only on the marginal of the output Y , from the Y_i observations we can build an empirical distribution \hat{P}_Y and construct an empirical version of the conditional expectation

$$\hat{\mathbb{E}}[X|Y = y] = \frac{(y+1)\hat{P}_Y(y+1)}{\hat{P}_Y(y)}. \quad (126)$$

In other words, we are able to approximate the optimal estimator without the knowledge of the prior distribution on X . This remarkable procedure was first developed by Robbins in [26]. The uniqueness result of Theorem 8 implies that the empirical Bayes procedure is not only producing an estimate of the conditional expectation but is also (for free!) producing an estimate of the distribution of X . Therefore, it will be interesting to characterize the exact inverse transform relationship between P_X and $\mathbb{E}[X|Y = y]$; and

- (Uniqueness of the Ratio of Derivatives of the Laplace Transform). Another interesting byproduct of Theorem 8 is that the sequence of ratios of derivatives of the Laplace transform evaluated at one, that is

$$\frac{\mathcal{L}_U^{(k+1)}(1)}{\mathcal{L}_U^{(k)}(1)}, k = 0, 1, \dots, \quad (127)$$

completely determines the distribution P_U . To see that sequence in (127) completely determines P_U , use the Laplace identity in (42).

E. Bounds on the Conditional Expectation

In this section, we are interested in determining if the rate of growth of the conditional expectation as a function of y . Specifically, we are concerned with the question of whether the conditional expectation can have a super-linear growth.

Remark 10. Upper bounds on the conditional expectation for the Gaussian noise channel have been previously reported in [43, Lemma 4] and [45, Proposition 1.2] where it was demonstrated that $|\mathbb{E}[V|Y_G = y]| = O(|y|)$.³ That is, in the Gaussian noise case the conditional expectation can have at most linear growth as a function y .

The question of whether the conditional expectation can grow faster than a linear function can be reduced to answering whether the following supremum is finite:

$$\sup_{y \geq 0} \frac{\mathbb{E}[U|Y = y]}{y+1} = \sup_{y \geq 0} \frac{P_Y(y+1)}{P_Y(y)}, \quad (128)$$

where we have used the TGR formula.

Remark 11. We note that it is possible to construct an example of a discrete random variable W supported on non-negative integers such that

$$\sup_{n \geq 0} \frac{P_W(n+1)}{P_W(n)} = \infty. \quad (129)$$

Take an arbitrary discrete distribution Q supported on non-negative integers and define

$$P_W(n) = c \frac{Q(n)}{n} \text{ for } n \text{ even; and} \quad (130)$$

$$P_W(n) = cQ(n-1) \text{ for } n \text{ odd,} \quad (131)$$

where c is the normalization constant. Then,

$$\frac{P_W(n+1)}{P_W(n)} = n, \quad (132)$$

and $\sup_{n \geq 0} \frac{P_W(n+1)}{P_W(n)} = \infty$. This construction suggests that we cannot rule out the possibility of (128) being infinite.

The next result provides a sufficient conditions for the finiteness of the supremum (128) in terms of properties of the Laplace transform of the input random variable.

Theorem 9. *Let $Y = \mathcal{P}(U)$. Then, the following hold:*

1) (Lower Envelope). For every U

$$\liminf_{y \rightarrow \infty} \frac{\mathbb{E}[U|Y = y]}{y+1} < 1. \quad (133)$$

2) (Upper Envelope).

$$\sup_{y \geq 0} \frac{\mathbb{E}[U|Y = y]}{y+1} < \infty, \quad (134)$$

if and only if

$$\limsup_{n \rightarrow \infty} \left| \frac{\mathcal{L}_U^{(n+1)}(1)}{(n+1)\mathcal{L}_U^{(n)}(1)} \right| < \infty. \quad (135)$$

3) Let U be such that the following limit exists:

$$\lim_{n \rightarrow \infty} \left| \frac{\mathcal{L}_U^{(n+1)}(1)}{(n+1)\mathcal{L}_U^{(n)}(1)} \right| = L. \quad (136)$$

Then,

$$L < \infty, \text{ and} \quad (137)$$

³For two non-negative functions f and g over \mathbb{R} , we say that $f(x) = O(g(x))$ if and only if $\limsup_{x \rightarrow \infty} \frac{f(x)}{g(x)} < \infty$.

$$\sup_{y \geq 0} \frac{\mathbb{E}[U|Y = y]}{y+1} < \infty. \quad (138)$$

Moreover,

$$\lim_{n \rightarrow \infty} \frac{\mathbb{E}[U|Y = y]}{y+1} = L = \lim_{y \rightarrow \infty} \left| \frac{\mathcal{L}_U^{(y)}(1)}{y!} \right|^{\frac{1}{y}} \leq 1. \quad (139)$$

Proof: To show that (134) is equivalent to (135), note that

$$\sup_{y \geq 0} \frac{\mathbb{E}[U|Y = y]}{y+1} = \sup_{y \geq 0} \left| \frac{\mathcal{L}_U^{(y+1)}(1)}{(y+1)\mathcal{L}_U^{(y)}(1)} \right|, \quad (140)$$

and

$$\sup_{y \geq 0} \left| \frac{\mathcal{L}_U^{(y+1)}(1)}{(y+1)\mathcal{L}_U^{(y)}(1)} \right| < \infty \Leftrightarrow \limsup_{n \rightarrow \infty} \left| \frac{\mathcal{L}_U^{(n+1)}(1)}{(n+1)\mathcal{L}_U^{(n)}(1)} \right| < \infty. \quad (141)$$

To show the first and third part of the theorem recall the following inequalities: for a sequence of real numbers $\{a_n\}_{n=1}^{\infty}$

$$\begin{aligned} \liminf_{n \rightarrow \infty} \frac{|a_{n+1}|}{|a_n|} &\leq \liminf_{n \rightarrow \infty} |a_n|^{\frac{1}{n}} \\ &\leq \limsup_{n \rightarrow \infty} |a_n|^{\frac{1}{n}} \leq \limsup_{n \rightarrow \infty} \frac{|a_{n+1}|}{|a_n|}. \end{aligned} \quad (142)$$

Now let $|a_n| = \left| \frac{1}{n!} \mathcal{L}_U^{(n)}(1) \right|$. Therefore, using the sequence of inequalities in (142) we have that

$$\liminf_{n \rightarrow \infty} \frac{\mathbb{E}[U|Y = n]}{n+1} = \liminf_{n \rightarrow \infty} \left| \frac{\mathcal{L}_U^{(n+1)}(1)}{(n+1)\mathcal{L}_U^{(n)}(1)} \right| \quad (143)$$

$$\leq \liminf_{n \rightarrow \infty} \left| \frac{1}{n!} \mathcal{L}_U^{(n)}(1) \right|^{\frac{1}{n}} \quad (144)$$

$$\leq \liminf_{n \rightarrow \infty} \left(\frac{1}{n!} n^n e^{-n} \right)^{\frac{1}{n}} \quad (145)$$

$$= 1, \quad (146)$$

where in (145) we have used that $|\mathcal{L}_U^{(n)}(1)| = |\mathbb{E}[U^n e^{-U}]| \leq n^n e^{-n}$. Now, if the limit in (136) exists, then the inequality in (144) becomes equality which leads to the proof of 3). ■

This concludes the proof. ■

Remark 12. An interesting future direction would be to investigate whether the condition in (136) is also necessary for finiteness or to find an input U that provides a counterexample.

Regrettably the bound (138) is not explicit. The next theorem provides an explicit upper bound and shows that the rate of growth of a conditional expectation cannot exist $O(y \log y)$ for the inputs with finite mean.

Theorem 10. *Let $Y = \mathcal{P}(U)$. Then, for $y = 0, 1, \dots$*

$$\begin{aligned} \frac{\mathbb{E}[U|Y = y]}{2} &\leq (y+1) \log(y+1) - y\mathbb{E}[\log(U)] + \mathbb{E}[U] \\ &\quad + \frac{1}{2e} + 1. \end{aligned} \quad (147)$$

Proof: See Appendix E. ■

Fig. 4 compares a bound in (147) to $\mathbb{E}[U|Y = y]$ where U is according to a gamma distribution.

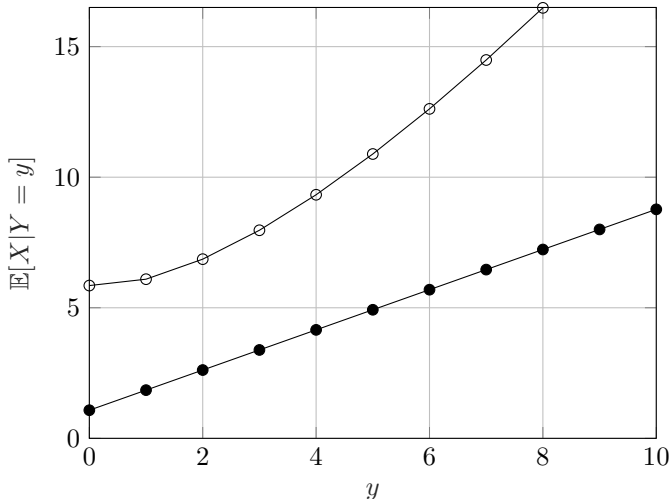


Fig. 4: Comparison of the bound in (147) (clear circles) to $\mathbb{E}[U|Y=y]$ (filled circles) where $U \sim \text{Gam}(0.3, 1.4)$.

IV. LINEAR ESTIMATION AND THE CONDITIONAL EXPECTATION

In this section, we study the properties of linear estimators. More specifically, our interest lies in various questions of optimality of linear estimators such as:

- 1) Under what input distributions are linear estimators optimal for squared error loss and Bregman divergence loss? Since the conditional expectation is an optimal estimator for the aforementioned loss functions, this is equivalent to asking when is the conditional expectation a linear function of y ; and
- 2) If the linear estimators are approximately optimal, can we say something about the input distribution? In other words, we are looking for a quantitative refinement of 1).

A. When is the Conditional Expectation Linear?

Linear estimators are important in estimation theory due to the simplicity of their implementation and analysis. In the Gaussian noise case linear estimators are induced by the Gaussian input. In Poisson noise the same role is played by the gamma distribution.

The next result provides sufficient and necessary conditions on the distribution of X and parameters of the Poisson transformation (a, λ) that guarantee the linearity of $\mathbb{E}[X|Y]$.

Theorem 11. *Let $Y = \mathcal{P}(aX + \lambda)$. Then,*

$$\mathbb{E}[X|Y=y] = b_1 y + b_2, \quad \forall y = 0, 1, \dots \quad (148)$$

if and only if the following two conditions hold:

- $\lambda = 0$; and
- $X \sim \text{Gam}\left(\frac{1-ab_1}{b_1}, \frac{b_2}{b_1}\right)$ for any $0 < b_1 < \frac{1}{a}$ and $b_2 > 0$.

Proof: See Appendix F. ■

One of the ramifications of Theorem 11 is that $\mathbb{E}[X|Y]$ is linear only if $\lambda = 0$. In other words, in the presence of dark current, somewhat disappointingly, linear estimators are not optimal for a large class of loss functions.

The existence of an input distribution that results in linear estimators plays an important role in estimation theory. For example, to provide performance guarantees minimum mean squared error is often upper bounded by analyzing a sub-optimal linear estimator. Hence, the existence of input distributions with linear conditional expectations shows that such bounds can be attained.

Remark 13. For $\lambda = 0$, Theorem 11 could have been derived by using the fact that the gamma distribution is a *conjugate prior* distribution of the Poisson distribution [46], [47]. This implies that for $Y = \mathcal{P}(aX)$ if $X \sim \text{Gam}(\alpha, \theta)$, then $aX|Y=y \sim \text{Gam}\left(\frac{\alpha}{a} + 1, \theta + y\right)$.

Furthermore, the fact that the posterior distribution is gamma allows one to show that the conditional variance of X given Y is also linear and is given by

$$\mathbb{V}(X|Y=y) = \frac{\theta + y}{(\alpha + a)^2}. \quad (149)$$

In contrast, for the Gaussian noise channel in (4) the linear estimator is obtained if and only if the input is Gaussian (Gaussian is also a conjugate prior of Gaussian), but the conditional variance is constant and independent of the observation y . Specifically, for $V_G \sim \mathcal{N}(0, 1)$ related to Y_G through (4)

$$\mathbb{V}(V_G|Y_G=y) = \frac{\sigma^2}{1 + \sigma^2}, \quad \forall y \in \mathbb{R}. \quad (150)$$

To present an illustrative example of the effect of dark current on the conditional expectation we compute the conditional expectation for $\lambda \geq 0$ of an input according to the exponential distribution, which is the gamma distribution with a unit shape parameter.

Lemma 7. *Let $Y = \mathcal{P}(aX + \lambda)$ and take X to be an exponential random variable of rate α . Then, for every $a > 0$ and $\lambda \geq 0$*

$$P_Y(0) = \frac{\alpha e^{-\lambda}}{\alpha + a}, \quad (151a)$$

$$P_Y(k) = \frac{\Gamma(k+1, \lambda)}{\Gamma(k+1)} - \frac{\Gamma(k, \lambda)}{\Gamma(k)} + \frac{e^{\frac{\alpha}{a}\lambda}}{\left(1 + \frac{\alpha}{a}\right)^k} \left(\frac{\Gamma\left(k, \lambda\left(\frac{\alpha}{a} + 1\right)\right)}{\Gamma(k)} - \frac{\Gamma\left(k+1, \lambda\left(\frac{\alpha}{a} + 1\right)\right)}{\Gamma(k+1)\left(1 + \frac{\alpha}{a}\right)} \right), \quad (151b)$$

where $\Gamma(\cdot, \cdot)$ is the upper incomplete gamma function.

Proof: The proof follows via tedious but otherwise elementary integration. ■

By using the expression of the output distribution in Lemma 7 and the TGR formula in (31), Fig. 5 shows examples of conditional mean estimators for various values of the dark current parameter λ . Observe that in Fig. 5 the estimator is linear for $\lambda = 0$ and non-linear for $\lambda > 0$.

B. Quantitative Refinement of the Linearity Condition in Theorem 11

In this section, we refine the statement of Theorem 11. Specifically, we show that if the conditional expectation is close to a linear function in a mean squared error sense then

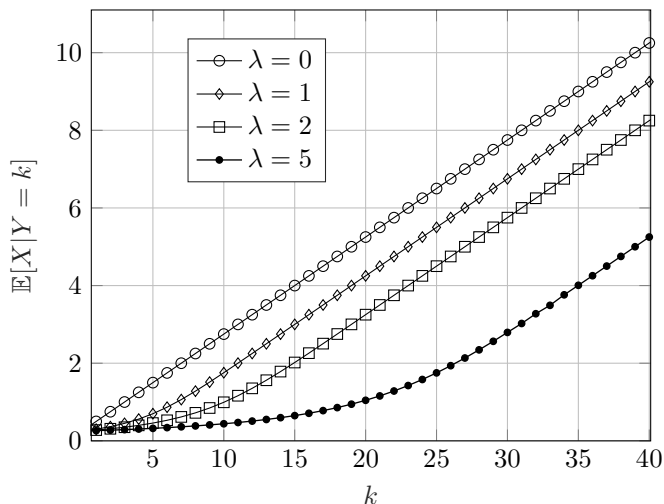


Fig. 5: Examples of conditional expectations for X distributed according to an exponential distribution with rate parameter $\alpha = 3$.

the input distribution must be close in the Lévy metric to the gamma distribution where the Lévy metric is defined next.

Definition 2. Let P and Q be two cumulative distribution functions. Then, the *Lévy metric* between P and Q is defined as

$$\mathbb{L}(P, Q) = \inf \{h \geq 0 : Q(x-h) - h \leq P(x) \leq Q(x+h) + h, \forall x \in \mathbb{R}\}. \quad (152)$$

An important property of the Lévy metric is that convergence of distributions in the Lévy metric is equivalent to weak convergence of distributions as defined in Definition 1 [48].

Theorem 12. Let $Y = \mathcal{P}(U)$ where $U \sim P_U$ and suppose that

$$\mathbb{E} \left[|\mathbb{E}[U|Y] - (c_1 Y + c_2)|^2 \right] \leq \epsilon, \quad (153)$$

for some $0 < c_1 < 1$ and $c_2 > 0$. Then, for $U_\gamma \sim \text{Gam} \left(\frac{1-c_1}{c_1}, \frac{c_2}{c_1} \right)$

$$\sup_{s \geq 0} \left| \frac{\phi_U(s) - \phi_{U_\gamma}(s)}{s} \right| \leq \frac{\sqrt{\epsilon}}{1-c_1}, \quad (154)$$

where $\phi_U(s)$ and $\phi_{U_\gamma}(s)$ are the characteristic functions of U and U_γ , respectively. Consequently,

$$\frac{\mathbb{L}^2 \left(P_U, \text{Gam} \left(\frac{1-c_1}{c_1}, \frac{c_2}{c_1} \right) \right)}{2} \leq \frac{\sqrt{\epsilon}}{1-c_1}. \quad (155)$$

Proof: See Appendix G. ■

Remark 14. The proof of Theorem 12 is inspired by the Gaussian analog shown in [49, Lemma 4].

The bound in (155) can also be related to the Kolmogorov metric [50].

V. CONCLUSION AND OUTLOOK

This work has focused on studying properties of the conditional mean estimator of a random variable in Poisson noise. Specific emphasis has been placed on how the conditional expectation behaves as a function of the scaling parameter a and dark current parameter λ and a function of the input distribution (prior distribution).

With respect to the channel parameters (a, λ) , several identities in terms of derivatives have been established. These derivative identities have also been used to show that the conditional expectation is a monotone function of both the dark current parameter λ and the channel observation y . Another such identity has proposed a notion of a score function of the output pmf where the gradient is taken with respect to the channel parameters (a, λ) (note that derivatives with respect to the output space are not defined in the Poisson case), and has shown that this score function has a natural connection to the conditional expectation via a Tweedie-like formula. In fact, by contrasting with a Gaussian case, it has been argued that differentiating with respect to the channel parameters (a, λ) is a natural substitute for differentiation with respect to the output space as the latter cannot be performed in view of discreteness of the output space. Moreover, in the processes of cataloging Poisson identities that have Gaussian counterparts, new identities for higher moments have been found for the Gaussian noise case. We refer the reader to Table II for the summary of all the identities and their Gaussian counterparts.

With respect to the input distribution, several new results have been shown. For instance, it has been shown that the conditional expectation can be written as a ratio of derivatives of the Laplace transform the input distribution. This identity has been used to compute conditional expectations for a few commonly occurring input distributions; see Table I. Importantly, it has been shown that the conditional expectation uniquely determines the input distribution (i.e., the conditional expectation is a bijective operator of the input distribution). Several consequences of this uniqueness have been discussed including the uniqueness of least favorable distributions and of minimax estimators. Moreover, it has shown that the conditional mean estimator is a linear function if and only if the dark current parameter is zero and the input distribution is a gamma distribution. Furthermore, a quantitative refinement of the equality condition has been given by showing that if the conditional expectation is close to a linear function in L_2 distance, then the input distribution must be close to the gamma distribution in the Lévy metric.

We conclude the paper by mentioning a few interesting future directions:

- It would be interesting to see to what extent the results of this paper can be generalized to the vector Poisson model. On the one hand, results such as Lemma 4, Theorem 6 and Theorem 9 appear to have immediate extensions. On the other hand, results in Theorem 1 and Theorem 12 might require more work. The interested reader is referred to [51] for preliminary results on these extensions.

TABLE II: Summary of Identities and Results.

Identity	Poisson Channel $Y = \mathcal{P}(aX + \lambda)$	Gaussian Channel $Y_G = aV + N$, $N \sim \mathcal{N}(0, \sigma^2)$
Natural Transform and the Output Distribution	Laplace (see Theorem 1)	Weierstrass (see Remark 1)
Derivative & Difference	$\frac{d}{da} P_{Y X}(y x) = x \frac{d}{d\lambda} P_{Y X}(y x)$ $= x (P_{Y X}(y-1 x) - P_{Y X}(y x))$ (see Lemma 1)	$\frac{d}{da} f_{Y_G V}(y v) = -\frac{v}{\sigma^2} \frac{d}{dy} f_{Y_G V}(y v)$ (see Remark 2)
Conditional Expectation & Output Distribution	$\mathbb{E}[X Y = y] = \frac{1}{a} \frac{(y+1)P_Y(y+1)}{P_Y(y)} - \frac{\lambda}{a}$ (see Lemma 3)	$a\mathbb{E}[V Y_G = y] = y + \sigma^2 \frac{f'_{Y_G}(y)}{f_{Y_G}(y)}$ (see (44))
Higher Order Conditional Moments	$\mathbb{E}[(aX + \lambda)^k Y = y] = \prod_{i=0}^{k-1} \mathbb{E}[aX + \lambda Y = y + i]$ (see Lemma 4)	$\mathbb{E}[(aV)^k Y_G = y]$ $= \sigma^{2k} e^{-\frac{1}{\sigma^2} y} \int_0^y \mathbb{E}[aV Y_G = t] dt \frac{d^k}{dy^k} e^{\frac{1}{\sigma^2} y} \int_0^y \mathbb{E}[aV Y_G = t] dt$ (see Remark 5)
MMSE and Fisher Information	$\text{mmse}(X Y) = \frac{a\mathbb{E}[X] + \lambda - J^{Po}(Y)}{a^2}$ (see Theorem 4)	$\text{mmse}(X Y_G) = \frac{\sigma^2 - \sigma^4 J(Y_G)}{a^2}$ (see Remark 6)
Conditional Expectation & Conditional Variance	$\mathbf{v} \cdot \nabla_{\mathbf{v}} \mathbb{E}[X Y = y] = -a \nabla(X Y = y)$ (see Theorem 6)	$\sigma^2 \frac{d}{dy} \mathbb{E}[aV Y_G = y] = \nabla(aV Y_G = y)$ (see Remark 7)
Uniqueness of the Conditional Expectation	(see Theorem 8)	(see Remark 9)
Bounds on the Conditional Expectation	$\mathbb{E}[U Y = y] = O(y)$ (see Theorem 9) $\mathbb{E}[U Y = y] = O(y \log(y))$ (see Theorem 10)	$ \mathbb{E}[V Y_G = y] = O(y)$ (see Remark 10)
Linearity of the Conditional Expectation	iff X is according to Gamma and $\lambda = 0$ (see Theorem 11)	iff V is according to Gaussian
Stability of Linear Estimators	(see Theorem 12)	(see Remark 14)

- Building on the uniqueness property of the conditional expectation it is likely possible to show that the Bayesian risk defined through the Bregman divergence natural⁴ for the Poisson channel [6], that is

$$R = \mathbb{E}[\ell_{\mathcal{P}}(X; \mathbb{E}[X|Y])], \quad (156)$$

$$\text{where } \ell_{\mathcal{P}}(u; v) = u \log \frac{u}{v} - (u - v), \quad v, u \geq 0, \quad (157)$$

is a *strictly* concave function in the input distribution. This together with the identities in [14], [15], [18], where it was shown that the mutual information between the input X and the output $Y = \mathcal{P}(X)$ can be written as an integral of (156), would also imply that the mutual information is a *strictly* concave function of the input distribution; and

- It would be interesting to understand how the optimal risk in (156) compares to the linear risk, that is

$$R_L = \mathbb{E}[\ell_{\mathcal{P}}(X; c_1 Y + c_2)], \quad (158)$$

where c_1 and c_2 are some constants. Specifically, it would be interesting to study the following limits:

$$\lim_{a \rightarrow \infty} \frac{R}{R_L}, \quad (159)$$

$$\lim_{a \rightarrow 0} \frac{R}{R_L}, \quad (160)$$

$$\lim_{\lambda \rightarrow \infty} \frac{R}{R_L}; \quad (161)$$

the limit in (159) focuses on the optimality of linear estimators in a low noise regime (a similar study for the Gaussian noise was undertaken in [53]), and the limits in (160) and (161) focus on the optimality of the linear estimator in a low signal regime (a similar study for the Gaussian noise was undertaken in [41]).

⁴Every distribution that is a member of an exponential family has a corresponding Bregman divergence, which is termed natural [52].

APPENDIX A PROOF OF THEOREM 1

Let $U = aX + \lambda$. Then, using the definition of the Laplace transform the output distribution can be written as

$$P_Y(y; P_X) = \frac{1}{y!} \mathbb{E}[U^y e^{-U}] \quad (162)$$

$$= \frac{(-1)^y}{y!} \mathcal{L}_U^{(y)}(t) \Big|_{t=1}. \quad (163)$$

Next, using the scaling and shifting properties of the Laplace transform we have that

$$\mathcal{L}_U^{(y)}(t) \Big|_{t=1} = \mathcal{L}_{aX+\lambda}^{(y)}(t) \Big|_{t=1} \quad (164)$$

$$= \frac{d^y}{dt^y} \mathcal{L}_X(at) e^{-t\lambda} \Big|_{t=1} \quad (165)$$

$$= \sum_{i=0}^y \binom{y}{i} a^{y-i} \mathcal{L}_X^{(y-i)}(at) (-\lambda)^i e^{-\lambda t} \Big|_{t=1} \quad (166)$$

$$= \sum_{i=0}^y \binom{y}{i} a^{y-i} \mathcal{L}_X^{(y-i)}(a) (-\lambda)^i e^{-\lambda}, \quad (167)$$

where in (166) we have used generalized product rule. This concludes the proof of (10).

To show (11) observe that

$$\mathbb{E}[U^y e^{-U}] = (-1)^y \frac{d^y}{dt^y} \mathcal{L}_U(t) \Big|_{t=1}. \quad (168)$$

Therefore, we can write $\mathcal{L}_U(t)$ as a Taylor series around $t = 1$ as follows:

$$\mathcal{L}_U(t) = \sum_{y=0}^{\infty} \frac{1}{y!} \frac{d^y}{du^y} \mathcal{L}_U(u) \Big|_{u=1} (t-1)^y \quad (169)$$

$$= \sum_{y=0}^{\infty} (-1)^y P_Y(y; P_X) (t-1)^y, \quad (170)$$

where in the last step we have used (163). Therefore, it remains to find the region of convergence of (170). Next, by the root test for the convergence of power series we have that

$$\frac{1}{r} = \limsup_{k \rightarrow \infty} |P_Y(k; P_X)|^{\frac{1}{k}} \leq 1, \quad (171)$$

where in the last step we have used that $P_Y(\cdot; P_X) \leq 1$. From (171) we have that the series in (170) converges on the interval $|t - 1| < 1$. This concludes the proof.

APPENDIX B PROOF OF LEMMA 1

In what follows we use the convention that $P_{Y|X}(-1|x) = P_Y(-1) = 0$. Proof of the expression in (21) follows by inspection.

To show (22) observe that

$$\begin{aligned} a \frac{d}{da} P_Y(y) &= y \mathbb{E} \left[aX \frac{(aX + \lambda)^{y-1}}{y!} e^{-(aX+\lambda)} \right] \\ &\quad - \mathbb{E} \left[aX \frac{(aX + \lambda)^y}{y!} e^{-(aX+\lambda)} \right] \\ &= y \mathbb{E} \left[\frac{(aX + \lambda)^y}{y!} e^{-(aX+\lambda)} \right] \\ &\quad - \lambda y \mathbb{E} \left[\frac{(aX + \lambda)^{y-1}}{y!} e^{-(aX+\lambda)} \right] \\ &\quad - \mathbb{E} \left[\frac{(aX + \lambda)^{y+1}}{y!} e^{-(aX+\lambda)} \right] + \lambda \mathbb{E} \left[\frac{(aX + \lambda)^y}{y!} e^{-(aX+\lambda)} \right] \\ &= y P_Y(y) - (y+1) P_Y(y+1) + \lambda (P_Y(y) - P_Y(y-1)), \end{aligned} \quad (172)$$

$$(173)$$

$$(174)$$

the exchange of differentiation and expectation in (172) follows from a simple application of the dominated convergence theorem.

Next, we find the derivative with respect to λ

$$\begin{aligned} \frac{d}{d\lambda} P_Y(y) &= -\mathbb{E} \left[\frac{(aX + \lambda)^y}{y!} e^{-(aX+\lambda)} \right] \\ &\quad + y \mathbb{E} \left[\frac{(aX + \lambda)^{y-1}}{y!} e^{-(aX+\lambda)} \right] \end{aligned} \quad (175)$$

$$= -P_Y(y) + P_Y(y-1). \quad (176)$$

Finally, combining (174) and (176) concludes the proof.

APPENDIX C PROOF OF LEMMA 2

The first upper bound in (30) follows by observing that the maximum of the function $x \rightarrow (ax + \lambda)^y e^{-(ax+\lambda)}$ occurs when $x = \frac{y-\lambda}{a}$. Therefore,

$$\begin{aligned} P_Y(y) &= \mathbb{E} [P_{Y|X}(y|X)] \\ &\leq \frac{1}{y!} y^y e^{-y} \end{aligned} \quad (177)$$

$$\leq \frac{1}{\sqrt{2\pi} \sqrt{y}}. \quad (178)$$

The second bound in (178) follows by using Stirling's lower bound $y! \geq \sqrt{2\pi} y^{y+\frac{1}{2}} e^{-y}$.

We now show the lower bound in (30). Let $U = aX + \lambda$. Then,

$$P_Y(y) = \frac{1}{y!} \mathbb{E} [U^y e^{-U}] \quad (179)$$

$$= \frac{1}{y!} \mathbb{E} [e^{y \log(U) - U}] \quad (180)$$

$$\geq \frac{1}{y!} e^{y \mathbb{E}[\log(U)] - \mathbb{E}[U]}, \quad (181)$$

where in the last step we applied Jensen's inequality. This concludes the proof of the lower bound in (178).

APPENDIX D PROOF OF THEOREM 6

In this proof, we use the convention that $P_Y(-1) = 0$ and $\mathbb{E}[U^k | Y = -1] = \infty$. Fix some $y \geq 0$. Then,

$$\begin{aligned} \frac{y!}{(y+k)!} \frac{d}{d\lambda} \mathbb{E}[U^k | Y = y] \\ = \frac{d}{d\lambda} \frac{P_Y(y+k)}{P_Y(y)} \end{aligned} \quad (182)$$

$$= \frac{P_Y(y) \frac{d}{d\lambda} P_Y(y+k) - P_Y(y+k) \frac{d}{d\lambda} P_Y(y)}{P_Y^2(y)} \quad (183)$$

$$\begin{aligned} &= \frac{P_Y(y) (P_Y(y+k-1) - P_Y(y+k))}{P_Y^2(y)} \\ &\quad - \frac{P_Y(y+k) (P_Y(y-1) - P_Y(y))}{P_Y^2(y)} \end{aligned} \quad (184)$$

$$= \frac{P_Y(y+k-1)}{P_Y(y)} - \frac{P_Y(y+k) P_Y(y-1)}{P_Y^2(y)} \quad (185)$$

$$= \frac{y! \mathbb{E}[U^{k-1} | Y = y]}{(y+k-1)!} - \frac{y!}{(y+k)!} \frac{y \mathbb{E}[U^k | Y = y]}{\mathbb{E}[U | Y = y-1]}, \quad (186)$$

where (182) follows by using the generalized TGR formula in (37); (184) follows by using the derivative identity in (23) where we use the convention that $P_Y(-1) = 0$; and (186) follows by using the generalized TGR formula in (37) and the convention $\mathbb{E}[U | Y = -1] = \infty$. Dividing (186) by $\frac{y!}{(y+k)!}$ leads to (94).

For the case of $k = 1$ (186) reduces to

$$\frac{d}{d\lambda} \mathbb{E}[U | Y = y] = (y+1) - \frac{y \mathbb{E}[U | Y = y]}{\mathbb{E}[U | Y = y-1]}. \quad (187)$$

Moreover,

$$a \frac{d}{d\lambda} \mathbb{E}[X | Y = y] = -y \frac{\mathbb{V}(U | Y = y-1)}{(\mathbb{E}[U | Y = y-1])^2}, \quad (188)$$

where in last step we have used the variance expression in (38).

Next, we compute the derivative with respect to a

$$\begin{aligned} \frac{y!}{(y+k)!} \frac{d}{da} \mathbb{E}[U^k | Y = y] \\ = \frac{d}{da} \frac{P_Y(y+k)}{P_Y(y)} \end{aligned} \quad (189)$$

$$= \frac{P_Y(y) \frac{d}{da} P_Y(y+k) - P_Y(y+k) \frac{d}{da} P_Y(y)}{P_Y^2(y)} \quad (190)$$

$$\begin{aligned}
&= \frac{\frac{y+k}{a}P_Y(y+k) - \frac{y+k+1}{a}P_Y(y+k+1)}{P_{Y_\lambda}(y)} \\
&+ \frac{\frac{\lambda}{a}(P_Y(y+k) - P_Y(y+k-1))}{P_Y(y)} \\
&- \frac{P_Y(y+k) \left(\frac{y}{a}P_Y(y) - \frac{y+1}{a}P_Y(y+1) \right)}{P_Y^2(y)} \\
&- \frac{P_Y(y+k) \left(\frac{\lambda}{a}(P_Y(y) - P_Y(y-1)) \right)}{P_Y^2(y)} \quad (191) \\
&= \frac{y+k}{a} \frac{y! \mathbb{E}[U^k | Y=y]}{(y+k)!} - \frac{y+k+1}{a} \frac{y! \mathbb{E}[U^{k+1} | Y=y]}{(y+k+1)!} \\
&+ \frac{\lambda}{a} \left(\frac{y! \mathbb{E}[U^k | Y=y]}{(y+k)!} - \frac{y! \mathbb{E}[U^{k-1} | Y=y]}{(y+k-1)!} \right) \\
&- \frac{y! \mathbb{E}[U^k | Y=y] \left(\frac{y}{a} - \frac{\mathbb{E}[U | Y=y]}{a} + \frac{\lambda(1 - \frac{y}{\mathbb{E}[U | Y=y-1]})}{a} \right)}{(y+k)!}, \quad (192)
\end{aligned}$$

where (189) follows by using the generalized TGR formula in (37); and (191) follows by using the identity in (174). Next, dividing (192) by $a \frac{y!}{(y+k)!}$ we have that

$$\begin{aligned}
&a \frac{d}{da} \mathbb{E}[U^k | Y=y] \\
&= k \mathbb{E}[U^k | Y=y] - \mathbb{E}[U^{k+1} | Y=y] \\
&+ \mathbb{E}[U^k | Y=y] \mathbb{E}[U | Y=y] - \lambda(y+k) \mathbb{E}[U^{k-1} | Y=y] \\
&+ \frac{\lambda y \mathbb{E}[U^k | Y=y]}{\mathbb{E}[U | Y=y-1]}. \quad (193)
\end{aligned}$$

Now, combining (186) and (193) we have that

$$\begin{aligned}
&a \frac{d}{da} \mathbb{E}[U^k | Y=y] + \lambda \frac{d}{d\lambda} \mathbb{E}[U^k | Y=y] \\
&= k \mathbb{E}[U^k | Y=y] - \mathbb{E}[U^{k+1} | Y=y] \\
&+ \mathbb{E}[U^k | Y=y] \mathbb{E}[U | Y=y], \quad (194)
\end{aligned}$$

which concludes the proof of (93).

Setting $k=1$ the left side of (194) reduces to

$$\begin{aligned}
&a \frac{d}{da} \mathbb{E}[U | Y=y] + \lambda \frac{d}{d\lambda} \mathbb{E}[U | Y=y] \\
&= a \mathbb{E}[X | Y=y] + a^2 \frac{d}{da} \mathbb{E}[X | Y=y] \\
&+ a \lambda \frac{d}{d\lambda} \mathbb{E}[X | Y=y] + \lambda, \quad (195)
\end{aligned}$$

and the right side of (194) reduces to

$$\begin{aligned}
&\mathbb{E}[U | Y=y] - \mathbb{E}[U^2 | Y=y] + \mathbb{E}[U | Y=y] \mathbb{E}[U | Y=y] \\
&= \mathbb{E}[U | Y=y] - \mathbb{V}(U | Y=y) \quad (196)
\end{aligned}$$

$$= a \mathbb{E}[X | Y=y] + \lambda - a^2 \mathbb{V}(X | Y=y). \quad (197)$$

Combining (195) and (197) we have that

$$a \frac{d}{da} \mathbb{E}[X | Y=y] + \lambda \frac{d}{d\lambda} \mathbb{E}[X | Y=y] = -a \mathbb{V}(X | Y=y). \quad (198)$$

This concludes the proof.

APPENDIX E PROOF OF THEOREM 10

Before starting the proof, we will need the following definition and properties.

Definition 3. Consider the function

$$we^w = f(w) = x, \quad (199)$$

where x and w are real-valued. The inverse of the function in (199) is known as the *Lambert W* function. The *Lambert W* function and solutions to (199) have the following properties:

- (199) has a real-valued solutions only if $x \geq -\frac{1}{e}$. Hence, the Lambert W function is real-valued if $x \geq -\frac{1}{e}$; and
- (199) has two solutions if $-\frac{1}{e} < x < 0$ and a single solution for $x \geq 0$. Hence, the Lambert W function has two real branches in the interval $-\frac{1}{e} < x < 0$. The two branches are denoted by W_0 (principle branch) and W_{-1} (negative branch).

We are now in position to proof the upper bound on the conditional expectation. Choose some $A > 0$ and observe that

$$\begin{aligned}
&\mathbb{E} \left[U \frac{P_{Y|U}(y|U)}{P_Y(y)} \right] \\
&= \mathbb{E} \left[U \frac{P_{Y|U}(y|U)}{P_Y(y)} 1_{\{UP_{Y|U}(y|U) \leq AP_Y(y)\}} \right] \\
&+ \mathbb{E} \left[U \frac{P_{Y|U}(y|U)}{P_Y(y)} 1_{\{UP_{Y|U}(y|U) > AP_Y(y)\}} \right] \\
&\leq A + \mathbb{E} \left[U \frac{P_{Y|U}(y|U)}{P_Y(y)} 1_{\{UP_{Y|U}(y|U) > AP_Y(y)\}} \right]. \quad (200)
\end{aligned}$$

Now note that the set in (200) can be re-written as follows:

$$\begin{aligned}
\{x : x P_{Y|U}(y|x) > AP_Y(y)\} &= \left\{ x : \frac{x^{y+1} e^{-x}}{y!} > AP_Y(y) \right\} \\
&= \{x : g_l(y) < x < g_u(y)\}, \quad (201) \\
& \quad (202)
\end{aligned}$$

where

$$g_u(y) = -(y+1)W_{-1} \left(-\frac{(AP_Y(y)y!)^{\frac{1}{y+1}}}{y+1} \right), \quad (203)$$

$$g_l(y) = -(y+1)W_0 \left(-\frac{(AP_Y(y)y!)^{\frac{1}{y+1}}}{y+1} \right). \quad (204)$$

Moreover, the functions in (203) and (204) are real-valued provided that

$$A \leq \frac{1}{P_Y(y)y!} \left(\frac{y+1}{e} \right)^{y+1}. \quad (205)$$

By combining (200) and (202) we have that

$$\begin{aligned}
\mathbb{E}[U | Y=y] &\leq A + g_u(y) \quad (206) \\
&= A - (y+1)W_{-1} \left(-\frac{(AP_Y(y)y!)^{\frac{1}{y+1}}}{y+1} \right). \quad (207)
\end{aligned}$$

Next, we use the following bound on W_{-1} shown in [54]: for $x \in [0, e^{-1}]$

$$-W_{-1}(-x) \leq \sqrt{2 \log\left(\frac{1}{x}\right) - 1} + \log\left(\frac{1}{x}\right) \quad (208)$$

$$\leq 2 \log\left(\frac{1}{x}\right). \quad (209)$$

Fig. 6 compares the bounds in (208) and (209).

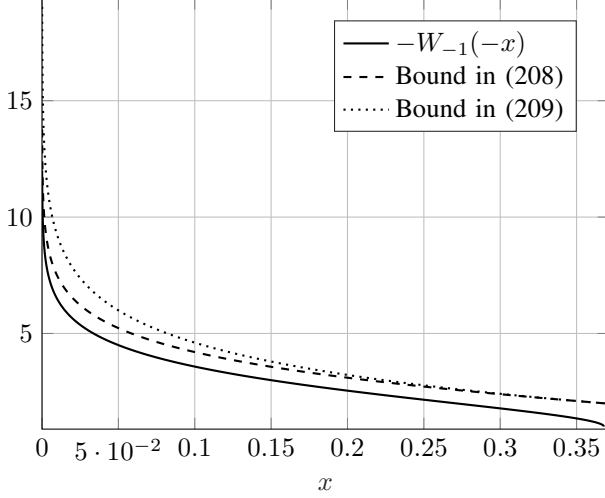


Fig. 6: Bounds on the Lambert W function.

Collecting the bounds in (207) and (209) we arrive at the following bound:

$$\mathbb{E}[U|Y = y] \leq A + 2(y+1) \log\left(\frac{y+1}{(AP_Y(y)y!)^{\frac{1}{y+1}}}\right). \quad (210)$$

Finally, by using the upper bound in (30), it is not difficult to check that a choice of $A = e^{-1}$ satisfies (205), and we arrive at

$$\begin{aligned} & \frac{\mathbb{E}[U|Y = y]}{2} \\ & \leq \frac{1}{2e} + 1 + \log\left(\frac{1}{P_Y(y)y!}\right) + (y+1) \log(y+1) \quad (211) \\ & \leq \frac{1}{2e} + 1 + \log\left(\frac{1}{e^{y\mathbb{E}[\log(U)] - \mathbb{E}[U]}}\right) + (y+1) \log(y+1) \quad (212) \\ & = \frac{1}{2e} + 1 - y\mathbb{E}[\log(U)] + \mathbb{E}[U] + (y+1) \log(y+1), \quad (213) \end{aligned}$$

where the inequality in (212) follows by applying the lower bound in (30). This concludes the proof.

APPENDIX F PROOF OF THEOREM 11

We begin the proof with the following lemma that will be useful for other purposes.

Lemma 8. *Let $Y = \mathcal{P}(U)$. Then, for any $t > 0$*

$$\mathbb{E}[(U - (c_1 Y + c_2))e^{-tY}]$$

$$= -(c_1(s-1) + 1)\mathcal{L}'_U(s) - c_2\mathcal{L}_U(s), \quad (214)$$

where $s = 1 - e^{-t}$.

Proof: To compute (214) we have to compute the following terms:

$$\mathbb{E}[Ue^{-tY}], \mathbb{E}[Ye^{-tY}], \text{ and } \mathbb{E}[e^{-tY}]. \quad (215)$$

Now we rewrite each term in (215) in terms of U only. To that end let

$$v(t) = e^{-t} - 1 = -s, \quad (216)$$

in which case $e^{-t} = 1 - s$ and $v'(t) = s - 1$.

Now recall that the Laplace transform of a Poisson random variable W with parameter β is given by

$$\mathbb{E}[e^{-tW}] = e^{\beta v(t)}, \quad (217)$$

Now

$$\mathbb{E}[e^{-tY}] = \mathbb{E}[\mathbb{E}[e^{-tY}|U]] \quad (218)$$

$$= \mathbb{E}[e^{Uv(t)}] \quad (219)$$

$$= \mathcal{L}_U(s), \quad (220)$$

where we used the fact that Y given $U = u$ has a Poisson distribution with a parameter u and the Laplace transform of a Poisson random variable in (217). Moreover, using similar steps

$$\mathbb{E}[Ue^{-tY}] = \mathbb{E}[U\mathbb{E}[e^{-tY}|U]] \quad (221)$$

$$= \mathbb{E}[Ue^{Uv(t)}] \quad (222)$$

$$= \mathbb{E}[Ue^{-sU}] \quad (223)$$

$$= -\mathcal{L}'_U(s). \quad (224)$$

Finally,

$$\mathbb{E}[Ye^{-tY}] = -\frac{d}{dt}\mathbb{E}[e^{-tY}] \quad (225)$$

$$= -\frac{d}{dt}\mathbb{E}[e^{Uv(t)}] \quad (226)$$

$$= -\mathbb{E}[e^{Uv(t)}Uv'(t)] \quad (227)$$

$$= (s-1)\mathcal{L}'_U(s), \quad (228)$$

where in (225) we have used (220). Now combining (215), (220), (224) and (228) concludes the proof. ■

Let $U = aX + \lambda$ and suppose that $\mathbb{E}[X|Y] = b_1Y + b_2$ for some b_1 and b_2 . Then, from (31) we have that

$$\mathbb{E}[U|Y = y] = c_1y + c_2, \quad (229)$$

with

$$c_1 = ab_1, \quad (230)$$

$$c_2 = ab_2 + \lambda. \quad (231)$$

Then, by the orthogonality principle

$$0 = \mathbb{E}[(U - (c_1Y + c_2))e^{-tY}], \quad (232)$$

which in view of (214) is equivalent to

$$-\mathcal{L}'_U(s) = c_1(s-1)\mathcal{L}'_U(s) + c_2\mathcal{L}_U(s). \quad (233)$$

Therefore, the final differential equation is given by

$$-(c_1 s - c_1 + 1) \mathcal{L}'_U(s) = c_2 \mathcal{L}_U(s), \quad (234)$$

where the boundary condition is given by

$$\mathcal{L}_U(0) = 1. \quad (235)$$

The solution to this first-order linear ordinary differential equation is unique and is given by

$$\mathcal{L}_U(s) = \frac{1}{\left(1 + \frac{c_1}{1-c_1} s\right)^{\frac{c_2}{c_1}}}. \quad (236)$$

The function in (236) is the Laplace transform of $U \sim \text{Gam}\left(\frac{1-c_1}{c_1}, \frac{c_2}{c_1}\right)$.

Next, observe that $\lambda = 0$. This follows from the definition of $U = aX + \lambda$ and the assumption that $X \geq 0$. Since U is distributed according to a gamma distribution, a strictly positive λ would violate the fact that X is a non-negative random variable.

Therefore, using (230) and (231) we have that $aX = U \sim \text{Gam}\left(\frac{1-ab_1}{ab_1}, \frac{b_2}{b_1}\right)$ and $X \sim \text{Gam}\left(\frac{1-ab_1}{b_1}, \frac{b_2}{ab_1}\right)$. This concludes the proof.

APPENDIX G

PROOF OF THEOREM 12

The following bounds on the difference of two characteristic functions will be useful.

Lemma 9. *Let ϕ_U be characteristic function of some non-negative random variable U . Then, for any $\alpha, \theta > 0$ and $\tau > 0$*

$$\frac{\left|\phi_U(\tau) - \left(1 - \frac{i\tau}{\alpha}\right)^{-\theta}\right|}{\tau} \leq \sup_{t \in [0, \tau]} \left| \left(\frac{t+i\alpha}{\alpha}\right) \phi'_U(t) + \frac{\theta}{\alpha} \phi_U(t) \right|. \quad (237)$$

Proof: First observe that

$$\begin{aligned} & \phi_U(\tau) \left(1 - \frac{i\tau}{\alpha}\right)^{\theta} - 1 \\ &= \int_0^{\tau} \left(1 - \frac{it}{\alpha}\right)^{\theta} \phi'_U(t) - \frac{i\theta}{\alpha} \left(1 - \frac{it}{\alpha}\right)^{\theta-1} \phi_U(t) dt \quad (238) \\ &= - \int_0^{\tau} i \left(1 - \frac{it}{\alpha}\right)^{\theta-1} \left(\left(\frac{t+i\alpha}{\alpha}\right) \phi'_U(t) + \frac{\theta}{\alpha} \phi_U(t) \right) dt. \quad (239) \end{aligned}$$

Next, using the integral representation in (239) and modulus inequality, we have the following bound:

$$\begin{aligned} & \left| \phi_U(\tau) \left(1 - \frac{i\tau}{\alpha}\right)^{\theta} - 1 \right| \\ & \leq \int_0^{\tau} \left| \left(1 - \frac{it}{\alpha}\right)^{\theta-1} \right| \left| \left(\frac{t+i\alpha}{\alpha}\right) \phi'_U(t) + \frac{\theta}{\alpha} \phi_U(t) \right| dt \quad (240) \end{aligned}$$

$$= \int_0^{\tau} \left(1 + \frac{t^2}{\alpha^2}\right)^{\frac{\theta-1}{2}} \left| \left(\frac{t+i\alpha}{\alpha}\right) \phi'_U(t) + \frac{\theta}{\alpha} \phi_U(t) \right| dt \quad (241)$$

$$\leq \sup_{t \in [0, \tau]} \left| \left(\frac{t+i\alpha}{\alpha}\right) \phi'_U(t) + \frac{\theta}{\alpha} \phi_U(t) \right| \int_0^{\tau} \left(1 + \frac{t^2}{\alpha^2}\right)^{\frac{\theta-1}{2}} dt. \quad (242)$$

To conclude the proof observe that the difference between characteristic functions is given by

$$\begin{aligned} & \left| \phi_U(\tau) - \left(1 - \frac{i\tau}{\alpha}\right)^{-\theta} \right| \\ &= \left| \left(1 - \frac{i\tau}{\alpha}\right)^{-\theta} \left| \phi_U(\tau) \left(1 - \frac{i\tau}{\alpha}\right)^{\theta} - 1 \right| \right| \quad (243) \end{aligned}$$

$$= \left(1 + \frac{\tau^2}{\alpha^2}\right)^{-\frac{\theta}{2}} \left| \phi_U(\tau) \left(1 - \frac{i\tau}{\alpha}\right)^{\theta} - 1 \right| \quad (244)$$

$$\leq \sup_{t \in [0, \tau]} \left| \left(\frac{t+i\alpha}{\alpha}\right) \phi'_U(t) + \frac{\theta}{\alpha} \phi_U(t) \right| \frac{\int_0^{\tau} \left(1 + \frac{t^2}{\alpha^2}\right)^{\frac{\theta-1}{2}} dt}{\left(1 + \frac{\tau^2}{\alpha^2}\right)^{\frac{\theta}{2}}} \quad (245)$$

$$\leq \sup_{t \in [0, \tau]} \left| \left(\frac{t+i\alpha}{\alpha}\right) \phi'_U(t) + \frac{\theta}{\alpha} \phi_U(t) \right| \tau, \quad (246)$$

where in (245) we have used the bound in (242); and in (246) we use the bound that for every $\theta > 0$

$$\frac{\int_0^{\tau} \left(1 + \frac{t^2}{\alpha^2}\right)^{\frac{\theta-1}{2}} dt}{\left(1 + \frac{\tau^2}{\alpha^2}\right)^{\frac{\theta}{2}}} \leq \tau. \quad (247)$$

This concludes the proof. \blacksquare

Another useful result will be the following bound on the Lévy distance [55] and [56].

Lemma 10. *Let P and Q be two distribution functions with characteristic functions ϕ_P and ϕ_Q , respectively. Then,*

$$\frac{\mathbb{L}^2(P, Q)}{2} \leq \sup_{t \geq 0} \left| \frac{\phi_P(t) - \phi_Q(t)}{t} \right|. \quad (248)$$

We now proceed with the proof of the bound. Our starting place is the following consequence of the orthogonality principle: fix some $t \in \mathbb{R}$

$$\begin{aligned} 0 &= \mathbb{E}[(U - \mathbb{E}[U|Y])e^{itY}] \\ &= \mathbb{E}[(U - (c_1 Y + c_2) + (c_1 Y + c_2) - \mathbb{E}[U|Y])e^{itY}]. \quad (249) \end{aligned}$$

The identity in (249) implies that

$$\begin{aligned} & \mathbb{E}[(c_1 Y + c_2 - \mathbb{E}[U|Y])e^{itY}] \\ &= \mathbb{E}[(U - (c_1 Y + c_2))e^{itY}] \quad (250) \end{aligned}$$

$$= \frac{1}{i} \frac{d}{ds} \phi_U(s) - c_1 (s - i) \frac{d}{ds} \phi_U(s) - c_2 \phi_U(s) \quad (251)$$

$$= - \left((i(1 - c_1) + c_1 s) \frac{d}{ds} \phi_U(s) + c_2 \phi_U(s) \right), \quad (252)$$

where in (251) s and t are related via $is = e^{it} - 1$ and follows from identity in (214) by replacing the Laplace transform with the characteristic function.

Now applying the Cauchy-Schwarz inequality to (252) we have that

$$\begin{aligned} & \left| (i(1-c_1) + c_1 s) \frac{d}{ds} \phi_U(s) + c_2 \phi_U(s) \right| \\ &= \left| \mathbb{E} [(c_1 Y + c_2 - \mathbb{E}[U|Y]) e^{itY}] \right| \end{aligned} \quad (253)$$

$$\leq \mathbb{E} [|c_1 Y + c_2 - \mathbb{E}[U|Y]| |e^{itY}|] \quad (254)$$

$$\leq \sqrt{\mathbb{E} [(c_1 Y + c_2 - \mathbb{E}[U|Y])^2]} \mathbb{E} [|e^{itY}|^2] \quad (255)$$

$$= \sqrt{\mathbb{E} [(c_1 Y + c_2 - \mathbb{E}[U|Y])^2]}. \quad (256)$$

Setting $\alpha = \frac{1-c_1}{c_1}$ and $\theta = \frac{c_2}{c_1}$ and combining the bounds in (237) and (256) we have that for all $s > 0$

$$\begin{aligned} & \frac{1}{s} \left| \phi_U(s) - \left(1 - \frac{is}{\alpha}\right)^{-\theta} \right| \\ & \leq \frac{\sqrt{\mathbb{E} [(c_1 Y + c_2 - \mathbb{E}[U|Y])^2]}}{1 - c_1}. \end{aligned} \quad (257)$$

Now applying (257) and the bound in (248) we have that

$$\frac{\mathbb{L}^2 \left(P_U, \text{Gam} \left(\frac{1-c_1}{c_1}, \frac{c_2}{c_1} \right) \right)}{2} \leq \frac{\sqrt{\mathbb{E} [(c_1 Y + c_2 - \mathbb{E}[U|Y])^2]}}{(1 - c_1)} \quad (258)$$

$$\leq \frac{\sqrt{\epsilon}}{(1 - c_1)}. \quad (259)$$

This concludes the proof.

REFERENCES

- [1] A. Dytso and H. V. Poor, "Properties of the conditional mean estimator in Poisson noise," in *Proc. IEEE Inf. Theory Workshop*, Visby, Sweden, August 2019.
- [2] J. P. Gordon, "Quantum effects in communications systems," *Proc. of the IRE*, vol. 50, no. 9, pp. 1898–1908, 1962.
- [3] J. Pierce, E. Posner, and E. Rodemich, "The capacity of the photon counting channel," *IEEE Trans. Inf. Theory*, vol. 27, no. 1, pp. 61–77, 1981.
- [4] D. Brady and S. Verdú, "The asymptotic capacity of the direct detection photon channel with a bandwidth constraint," in *Proc. 28th Allerton Conf. Commun., Control and Comp.*, Monticello, IL, USA, pp. 691–700.
- [5] S. Shamai (Shitz), "Capacity of a pulse amplitude modulated direct detection photon channel," *IEE Proc. I (Communications, Speech and Vision)*, vol. 137, no. 6, pp. 424–430, 1990.
- [6] A. Banerjee, X. Guo, and H. Wang, "On the optimality of conditional expectation as a Bregman predictor," *IEEE Trans. Inf. Theory*, vol. 51, no. 7, pp. 2664–2669, 2005.
- [7] S. Verdú, "Poisson communication theory," Haifa, Israel, Mar. 1999, invited talk in the International Technion Communication Day in Honor of Israel Bar-David.
- [8] A. Lapidoth and S. M. Moser, "On the capacity of the discrete-time Poisson channel," *IEEE Trans. Inf. Theory*, vol. 55, no. 1, pp. 303–322, 2009.
- [9] M. Raginsky, R. M. Willett, Z. T. Harmany, and R. F. Marcia, "Compressed sensing performance bounds under Poisson noise," *IEEE Trans. Signal Process.*, vol. 58, no. 8, pp. 3990–4002, Aug 2010.
- [10] L. Wang, J. Huang, X. Yuan, K. Krishnamurthy, J. Greenberg, V. Cevher, M. R. Rodrigues, D. Brady, R. Calderbank, and L. Carin, "Signal recovery and system calibration from multiple compressive Poisson measurements," *SIAM Journal on Imaging Sciences*, vol. 8, no. 3, pp. 1923–1954, 2015.
- [11] L. Wang, D. E. Carlson, M. Rodrigues, D. Wilcox, R. Calderbank, and L. Carin, "Designed measurements for vector count data," in *Advances in Neural Information Processing Systems*, 2013, pp. 1142–1150.
- [12] J. Grandell, *Mixed Poisson Processes*. CRC Press, 1997, vol. 77.
- [13] L. Wang and Y. Chi, "Stochastic approximation and memory-limited subspace tracking for Poisson streaming data," *IEEE Trans. Signal Process.*, vol. 66, no. 4, pp. 1051–1064, Feb 2018.
- [14] D. Guo, S. Shamai, and S. Verdú, "Mutual information and conditional mean estimation in Poisson channels," *IEEE Trans. Inf. Theory*, vol. 54, no. 5, pp. 1837–1849, 2008.
- [15] R. Atar and T. Weissman, "Mutual information, relative entropy, and estimation in the Poisson channel," *IEEE Trans. Inf. Theory*, vol. 58, no. 3, pp. 1302–1318, 2012.
- [16] D. Guo, S. Shamai, and S. Verdú, "Mutual information and minimum mean-square error in Gaussian channels," *IEEE Trans. Inf. Theory*, vol. 51, no. 4, pp. 1261–1282, 2005.
- [17] S. Verdú, "Mismatched estimation and relative entropy," *IEEE Trans. Inf. Theory*, vol. 56, no. 8, pp. 3712–3720, Aug 2010.
- [18] L. Wang, D. E. Carlson, M. R. Rodrigues, R. Calderbank, and L. Carin, "A Bregman matrix and the gradient of mutual information for vector Poisson and Gaussian channels," *IEEE Trans. Inf. Theory*, vol. 60, no. 5, pp. 2611–2629, 2014.
- [19] D. P. Palomar and S. Verdú, "Representation of mutual information via input estimates," *IEEE Trans. Inf. Theory*, vol. 53, no. 2, pp. 453–470, 2007.
- [20] J. Jiao, K. Venkat, and T. Weissman, "Mutual information, relative entropy and estimation error in semi-martingale channels," *IEEE Trans. Inf. Theory*, vol. 64, no. 10, pp. 6662–6671, 2018.
- [21] A. I. Zayed, *Handbook of Function and Generalized Function Transforms*. CRC press, 1996.
- [22] S. I. Resnick, *A Probability Path*. Springer Science & Business Media, 2013.
- [23] P. Billingsley, *Probability and Measure*. John Wiley & Sons, 2008.
- [24] D. Guo, S. Shamai, and S. Verdú, *The Interplay Between Information and Estimation Measures*. now Publishers Incorporated, 2013.
- [25] I. J. Good, "The population frequencies of species and the estimation of population parameters," *Biometrika*, vol. 40, no. 3-4, pp. 237–264, 1953.
- [26] H. Robbins, "An empirical Bayes approach to statistics," in *Proc. Third Berkeley Symp Math Statist Probab.* Citeseer, 1956.
- [27] B. Efron and T. Hastie, *Computer Age Statistical Inference*. Cambridge University Press, 2016, vol. 5.
- [28] A. Dytso, H. V. Poor, and S. Shamai, "A general derivative identity for the conditional mean estimator in Gaussian noise," in Submitted to the *IEEE Int. Symp. Inf. Theory*, Los Angeles, CA, June 2020.
- [29] R. Esposito, "On a relation between detection and estimation in decision theory," *Inf. Control*, vol. 12, no. 2, pp. 116–120, February 1968.
- [30] A. Dytso, M. Al, H. V. Poor, and S. Shamai (Shitz), "On the capacity of the peak power constrained vector Gaussian channel: An estimation theoretic perspective," *IEEE Trans. Inf. Theory*, vol. 65, no. 6, pp. 3907–3921, 2019.
- [31] A. Réveillac, "Likelihood ratios and inference for Poisson channels," *IEEE Trans. Inf. Theory*, vol. 59, no. 10, pp. 6261–6272, 2013.
- [32] A. Kagan, "A discrete version of the Stam inequality and a characterization of the Poisson distribution," *Journal of Statistical Planning and Inference*, vol. 92, no. 1-2, pp. 7–12, 2001.
- [33] I. Kontoyiannis, P. Harremoës, and O. Johnson, "Entropy and the law of small numbers," *IEEE Trans. Inf. Theory*, vol. 51, no. 2, pp. 466–472, 2005.
- [34] O. Johnson and S. Guha, "A de Bruijn identity for discrete random variables," in *Proc. IEEE Int. Symp. Inf. Theory*, Aachen, Germany, June 2017, pp. 898–902.
- [35] L. D. Brown, "Admissible estimators, recurrent diffusions, and insoluble boundary value problems," *Ann. Math. Statist.*, vol. 42, no. 3, pp. 855–903, 06 1971. [Online]. Available: <https://doi.org/10.1214/aoms/1177693318>
- [36] A. Dytso, M. Fauß, and H. V. Poor, "A class of lower bounds for Bayesian risk with a Bregman loss," *arXiv preprint arXiv:2001.10982*, 2020.
- [37] C. Hatsell and L. Nolte, "Some geometric properties of the likelihood ratio (corresp.)," *IEEE Trans. Inf. Theory*, vol. 17, no. 5, pp. 616–618, 1971.
- [38] A. Jaffer, "A note on conditional moments of random signals in Gaussian noise (corresp.)," *IEEE Trans. Inf. Theory*, vol. 18, no. 4, pp. 513–514, 1972.
- [39] J. A. Shohat and J. D. Tamarkin, *The Problem of Moments*. American Mathematical Soc., 1943, no. 1.

- [40] J. M. Stoyanov, *Counterexamples in Probability*. Courier Corporation, 2013.
- [41] D. Guo, Y. Wu, S. Shamai, and S. Verdú, “Estimation in Gaussian noise: Properties of the minimum mean-square error,” *IEEE Trans. Inf. Theory*, vol. 57, no. 4, pp. 2371–2385, 2011.
- [42] V. V. Buldygin and Y. V. Kozachenko, “Sub-Gaussian random variables,” *Ukrainian Mathematical Journal*, vol. 32, no. 6, pp. 483–489, 1980.
- [43] Y. Wu and S. Verdú, “Functional properties of minimum mean-square error and mutual information,” *IEEE Trans. Inf. Theory*, vol. 58, no. 3, pp. 1289–1301, 2012.
- [44] A. Dytso, H. V. Poor, R. Bustin, and S. Shamai, “On the structure of the least favorable prior distributions,” in *Proc. IEEE Int. Symp. Inf. Theory*, Aachen, Germany, June 2018, pp. 1081–1085.
- [45] M. Fozunbal, “On regret of parametric mismatch in minimum mean square error estimation,” in *Proc. IEEE Int. Symp. Inf. Theory*, Austin, TX, USA, June 2010, pp. 1408–1412.
- [46] P. Diaconis and D. Ylvisaker, “Conjugate priors for exponential families,” *The Annals of Statistics*, pp. 269–281, 1979.
- [47] N. Johnson, “Uniqueness of a result in the theory of accident proneness,” *Biometrika*, vol. 44, no. 3-4, pp. 530–531, 1957.
- [48] R. M. Dudley, *Real Analysis and Probability*. Cambridge University Press, 2002, vol. 74.
- [49] F. du Pin Calmon, Y. Polyanskiy, and Y. Wu, “Strong data processing inequalities for input constrained additive noise channels,” *IEEE Trans. Inf. Theory*, vol. 64, no. 3, pp. 1879–1892, 2018.
- [50] A. Dytso and H. V. Poor, “On stability of linear estimators in Poisson noise,” in *53rd Proc. Asilomar Conf. Signals, Systems and Computers*, 2019.
- [51] A. Dytso, M. Fauß, and H. V. Poor, “Vector Poisson channel: On the linearity of the conditional mean estimator,” 2020, in preparation.
- [52] A. Banerjee, S. Merugu, I. S. Dhillon, and J. Ghosh, “Clustering with Bregman divergences,” *Journal of Machine Learning Research*, vol. 6, no. Oct, pp. 1705–1749, 2005.
- [53] W. Yihong and S. Verdú, “MMSE dimension,” *IEEE Trans. Inf. Theory*, vol. 57, no. 8, pp. 4857–4879, Aug 2011.
- [54] I. Chatzigeorgiou, “Bounds on the Lambert function and their application to the outage analysis of user cooperation,” *IEEE Commun. Lett.*, vol. 17, no. 8, pp. 1505–1508, August 2013.
- [55] H. Bohman, “Approximate Fourier analysis of distribution functions,” *Ark. Mat.*, vol. 4, no. 2-3, pp. 99–157, 04 1961. [Online]. Available: <https://doi.org/10.1007/BF02592003>
- [56] S. G. Bobkov, “Proximity of probability distributions in terms of Fourier–Stieltjes transforms,” *Russian Mathematical Surveys*, vol. 71, no. 6, p. 1021, 2016.