

# Knowledge Distillation for Incremental Learning in Semantic Segmentation

Umberto Michieli, Pietro Zanuttigh

Via G. Gradenigo 6/b, 35131, Padova, Italy

---

## Abstract

Deep learning architectures have shown remarkable results in scene understanding problems, however they exhibit a critical drop of performances when they are required to learn incrementally new tasks without forgetting old ones. This *catastrophic forgetting* phenomenon impacts on the deployment of artificial intelligence in real world scenarios where systems need to learn new and different representations over time. Current approaches for incremental learning deal only with image classification and object detection tasks, while in this work we formally introduce incremental learning for semantic segmentation. We tackle the problem applying various knowledge distillation techniques on the previous model. In this way, we retain the information about learned classes, whilst updating the current model to learn the new ones. We developed four main methodologies of knowledge distillation working on both output layers and internal feature representations. We do not store any image belonging to previous training stages and only the last model is used to preserve high accuracy on previously learned classes. Extensive experimental results on the Pascal VOC2012 and MSRC-v2 datasets show the effectiveness of the proposed approaches in several incremental learning scenarios.

*Keywords:* Incremental Learning, Continual Learning, Semantic Segmentation, Catastrophic Forgetting

*2010 MSC:* 68T45, 68U10, 68T05

---

## 1. Introduction

Deep neural networks are nowadays gaining huge popularity and are one of the key driving elements for the widespread diffusion of artificial intelligence. Despite their success on many visual recognition tasks, neural networks struggle with the incremental learning problem, i.e., improving the learned model to accomplish new tasks without losing previous knowledge. Traditional training strategies typically require that all the samples corresponding to old and new tasks are available at training time and are not designed to work with new streams of data relative to new tasks only. A system deployed into the real world environment, instead, should be able to update its knowledge. Such behavior is inherently present in the human brain which is able to continuously incorporate new tasks while preserving existing knowledge. For this reason, incremental learning is gaining wide relevance among the scientific community and has already been explored in image classification and object detection [1, 2, 3, 4, 5, 6, 7, 8, 9].

On the other hand, incremental learning in dense labeling tasks, such as semantic segmentation, has never been extensively studied. Nevertheless, semantic segmentation is a key task that artificial intelligence systems must face frequently in various applications, e.g., autonomous driving or robotics [10, 11, 12]. Differently from image classification, in semantic segmentation each image contains together pixels belonging to many classes (exemplars of new and old classes could co-exist). For this reason, incremental learning in image classification and in semantic segmentation are conceptually distinct. Differently from many existing methodologies, we consider the most challenging setting where images from old tasks are not

stored and cannot be used to drive the incremental learning process. This is particularly important for the vast majority of real world applications where old images are not available due to storage requirements or privacy concerns.

The aim of this paper is to introduce a novel framework to perform incremental learning in semantic segmentation. To the best of our knowledge this work and our conference paper [13] are the first investigations on incremental learning for semantic segmentation which do not retain previously seen images and works on standard real world benchmarks. Specifically, we re-frame the distillation loss concept used in image classification and we propose four novel approaches where knowledge is distilled from the output layer, from intermediate features and from intermediate layers of the decoding phase. Experimental results on Pascal VOC2012 and MSRC-v2 datasets demonstrate that the proposed framework is robust in many different settings and across different datasets, even without any previous sample available. The proposed schemes allow not only to retain the learned information but also to achieve higher accuracy on new tasks, leading to substantial improvements in all the scenarios w.r.t. the standard approach without distillation.

This paper moves from our previous work [13], which is the first investigation on incremental learning for semantic segmentation. Compared to it, the main contributions of this journal version are the following:

- The distillation scheme on the output layer is improved and now considers also the uncertainty of the estimations of previous model.
- A distillation constraint for the intermediate layers in-

spired from the Similarity-Preserving Knowledge Distillation [14] is introduced.

- A novel distillation scheme is proposed to enforce the similarity of multiple decoding stages simultaneously.
- A new strategy consisting in freezing only the first layers of the encoder is introduced to preserve unaltered the most task-agnostic part of the feature extraction.
- Extensive experiments are conducted on many different scenarios. The results are reported on Pascal VOC2012 but also on the MSRC-v2 dataset to validate the generalization properties of the proposed methods.

The remainder of this paper is organized as follows. Section 2 discusses contemporary incremental learning methodologies applied to different problems. In Section 3 a precise formulation of the incremental learning task for semantic segmentation is introduced. Section 4 outlines the proposed methodologies. The employed datasets and the network training strategies are detailed in Section 5. The results on the Pascal VOC2012 and MSRC-v2 datasets are shown in Section 6. Conclusion and future developments are presented in Section 7.

## 2. Related Work

**Semantic segmentation** of images is a dense prediction task where a class label is assigned to each single pixel. It is attracting a large research interest since it is one of the most challenging scene understanding tasks and a huge number of approaches have been proposed so far. Current state-of-the-art approaches are mostly based on the Fully Convolutional Network (FCN) model [15] and some of the most successful are DRN [16], PSP-Net [17] and DeepLab [18]. Recent reviews on this topic are [19, 20, 21]. However, the current literature lacks the investigation of the incremental learning problem in semantic segmentation, which is addressed in this paper.

**Incremental learning** is strictly related to other research fields such as continual learning, lifelong learning, transfer learning, multi-task learning and never ending learning. All such tasks require to design an algorithm able to learn new tasks over time without forgetting previously learned ones [22, 23]. The inability to preserve previous knowledge is a critical issue for these approaches, typically referred as *catastrophic forgetting* [24, 25, 26], and it still represents one of the main limitations of deep neural networks. The human brain, on the other hand, can efficiently learn new tasks and this ability is essential for the deployment of artificial intelligence systems in challenging scenarios where new tasks or classes appear over time.

Catastrophic forgetting has been faced even before the rise of neural networks popularity [27, 28, 29] and more recently has been rediscovered and tackled in different ways. Focusing on deep neural networks, some methods [30, 31] exploit architectures which grow over time as a tree structure in a hierarchical manner as new classes are observed. Istrate et al. [32] proposed a method that partitions the original network into sub-networks which are then gradually incorporated in the main one during

training. In [33] the network incrementally grows over time while sharing portions of the base module. In [34] a grow-and-prune approach is proposed. First, the network grows new connections to accommodate new data; then, the connections are pruned on the basis of the magnitude of weights.

Alternatively, a different strategy consists in freezing or slowing down the learning process in some parts of the network. Kirkpatrick et al. [35] developed Elastic Weight Consolidation (EWC) to remember old tasks by slowing down the learning process on the important weights for those tasks. In [36] the learned knowledge is preserved by freezing the earlier and the mid-level layers of the models. Similar ideas have been used in recent studies [5, 32]. Aljundi et al. [9] introduced the idea that when learning a new task, changes to important parameters can be penalized, effectively preventing meaningful knowledge related to previous tasks from being overwritten.

**Knowledge distillation** is another way of retaining high performance on old tasks which has recently gained wide success. This technique was originally proposed in [37, 38] to preserve the output of a complex ensemble of networks when adopting a simpler network for more efficient deployment. The idea was adapted to maintain unchanged the responses of the network on the old tasks whilst updating it with new training samples in different ways. Various approaches have been presented in recent studies [1, 4, 5, 2, 3, 6, 7]. In [1] an end-to-end learning framework is proposed where the representation and the classifier are learned jointly without storing any of the original training samples. In [5] previous knowledge is distilled directly from the last trained model. In [39] an attention distillation loss is introduced as an information preserving penalty for the classifiers' attention maps. In [6] the current model distills knowledge from all previous model snapshots, of which a pruned version is saved. Deep Model Consolidation (DMC) [40] proposes the idea to train a separate model for the new classes, and then combine the two models (for old and new data, respectively) via double distillation objective. The two models are consolidated via publicly available unlabeled auxiliary data. We thoroughly investigated knowledge distillation and we further adapted it to the semantic segmentation task, while previous works focused on object detection or classification problems.

**Keeping a small portion of data** belonging to previous tasks is another strategy used by some works to preserve the accuracy on old tasks when dealing with new problems [4, 41, 42, 43, 3, 44]. In those works the exemplar set to store is chosen according to different criteria. In [4, 41] the authors use an episodic memory which stores a subset of the observed examples from previous tasks, while incrementally learning new classes. In [42] a fraction of previous classes is kept to alleviate intransigence of a model, i.e., the inability of a model to update its knowledge. Hou et al. [43] tried to balance between preservation and adaptation of the model via distillation and retrospection by caching a small subset of randomly picked data for old tasks. In [3] the classifier and the features used to select the samples for the representative memory are learned jointly in an end-to-end fashion and herding selection [45] is used to pick them. A controlled sampling of memories for replay is proposed by [46], where samples which are most interfered,

i.e., whose prediction will be most negatively impacted by the foreseen parameters update, are chosen.

Another example of this family is the first work on incremental learning for image segmentation [44], which however focused on a very specific setting related to satellite images and has several limitations when applied to generic semantic segmentation problems. Indeed, it considers the segmentation task as a multi-task learning problem, where a binary classification for each class replaces the multi-class labeling. In [44] the authors store some patches chosen according to an importance value determined by a weight assigned to each class and some other patches chosen at random. The capabilities on old classes are preserved by storing a subset of old images. However, for large amount of classes and different applications, the methodology does not scale properly. Moreover, storing previously seen data could represent a serious limitation for applications where privacy issues or limited storage budgets are present.

Generative Adversarial Networks (GANs) have also been used by some recent methods [2, 8] to generate images containing previous classes instead of storing old classes data, thus retaining high accuracy on old tasks.

### 3. Problem Formulation

In this section we introduce the task of incremental learning in semantic segmentation and we present different possible settings in which it can be considered. The incremental learning task when referring to semantic segmentation is defined as the ability of a learning system (e.g., a neural network) to learn the segmentation and the labeling of new classes without forgetting or deteriorating too much the performance on previously learned classes. Typically, in semantic segmentation old and new classes coexist in the same image, and the algorithm needs to account for the accuracy on new classes as well as the accuracy on old ones. The first should be as large as possible in order to learn new classes, while the second should be as close as possible to the accuracy experienced before the addition of the new classes, thus avoiding catastrophic forgetting. The critical issue is how to find the optimal trade-off between preservation of previous knowledge and capability of learning new tasks. The considered problem is even harder when no data from previous tasks can be preserved, which is the scenario of interest in the majority of the applications where privacy concerns or limited storage requirements subsist. Here the most general incremental framework is addressed, in which:

- previously seen images are not stored nor used;
- new images may contain examples of unseen classes combined together with pixels belonging to old ones;
- the approach must scale well w.r.t. the number of classes.

Let us assume that the provided dataset  $\mathcal{D}$  contains  $N$  images. As usual, part of the data is exploited for training and part for testing and we will refer to the training split of  $\mathcal{D}$  with the notation  $\mathcal{D}^r$ . Each pixel in each image of  $\mathcal{D}$  is associated to a unique element of the set  $C = \{c_0, c_1, c_2, \dots, c_{C-1}\}$  of  $C$  possible

classes. In case a background class is present we associate it to the first class  $c_0$  because it has a special and non-conventional behavior being present in almost all the images and having by far the largest occurrence among all the classes.

Moving to the incremental learning steps, we assume that we have trained our network to recognize a subset  $\mathcal{S}_0 \subset C$  of *seen* classes using a labeled subset  $\mathcal{D}_0^r \subset \mathcal{D}^r$ , whose images contain only pixels belonging to the classes in  $\mathcal{S}_0$ . We then perform some incremental steps  $k = 1, 2, \dots$  in which we want to recognize a new subset  $\mathcal{U}_k \subset C$  of *unseen* classes in a new set of training steps. During the  $k$ -th incremental step the set of all previously learned classes is denoted as  $\mathcal{S}_{k-1}$  and after the current step, the new set  $\mathcal{S}_k$  will contain also the last added classes. Formally,  $\mathcal{S}_k = \mathcal{S}_{k-1} \cup \mathcal{U}_k$  and  $\mathcal{S}_{k-1} \cap \mathcal{U}_k = \emptyset$ . Each step of training involves a new set of samples, i.e.,  $\mathcal{D}_k^r \subset \mathcal{D}^r$ , whose images contain only elements belonging to  $\mathcal{S}_{k-1} \cup \mathcal{U}_k$ . Notice that this set is disjoint from previously used samples, i.e.,  $(\bigcup_{j=0, \dots, k-1} \mathcal{D}_j^r) \cap \mathcal{D}_k^r = \emptyset$ . It is important to notice that images in  $\mathcal{D}_k^r$  could also contain classes belonging to  $\mathcal{S}_{k-1}$ , however their occurrence will be limited since  $\mathcal{D}_k^r$  is restricted to consider only images which contain pixels from at least one class belonging to  $\mathcal{U}_k$ . The specific occurrence of a particular class belonging to  $\mathcal{S}_{k-1}$  is highly correlated to the set of classes being added (i.e.,  $\mathcal{U}_k$ ). For example, if we assume that the set of old classes is  $\mathcal{S}_{k-1} = \{car, sofa\}$  and the set of new classes is  $\mathcal{U}_k = \{bus\}$ , then it is reasonable to expect that  $\mathcal{D}_k^r$  contains examples of the class *car*, that appears in road scenes together with the *bus*, while the *sofa* is extremely unlikely to occur.

Given this setting, there exist many different ways of sampling the set  $\mathcal{U}_k \subset C$  of unseen classes. Previous work [1, 40, 47, 13] sort the classes using the order in the exploited dataset (e.g., alphabetical order) and the first set of results in this paper stick to this assumption to replicate the same scenarios. However, we also present and discuss the order based on the pixels' frequencies of each class inside the dataset: in real world applications, indeed, it is more likely to start from common classes and then introduce rarer ones.

Additionally, there are many ways of selecting the cardinality of the sets  $\mathcal{U}_k$ , leading to different incremental scenarios. Starting from the choices considered in [1] for object detection on the Pascal VOC2007 dataset, we consider a wide range of settings and we evaluate them on the Pascal VOC2012 [48] and MSRC-v2 [49] datasets for semantic segmentation. Namely, as in [1, 40, 13] we deeply analyze the behavior of our algorithms when adding a single class, a batch of classes and multiple classes sequentially one after the other.

## 4. Knowledge Distillation for Semantic Segmentation

In this work, starting from our previous publication [13], we propose a set of methodologies based on different types of knowledge distillation strategies.

### 4.1. Network Architecture

The methods proposed in this paper can be fitted into any deep network architecture; however, since most recent architectures for semantic segmentation are based on the auto-encoder

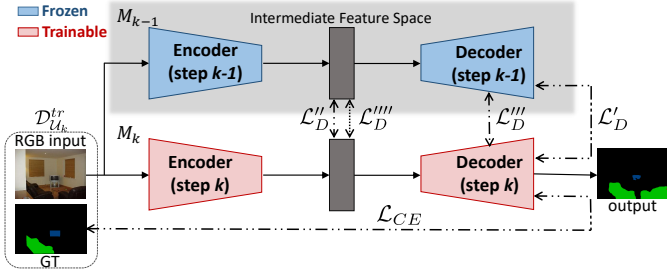


Figure 1: Overview of the  $k$ -th incremental step of our learning framework for semantic segmentation of RGB images. The scenario in which the current model  $M_k$  is completely trainable, i.e. not frozen, is reported. The model  $M_{k-1}$ , instead, is frozen and is not being updated during the current step.

scheme, we focus on this representation. In particular, for the experimental evaluation of the results we use the Deeplab v2 network [18], which is a widely used approach with state-of-the-art performance. More in detail, we exploit the Deeplab v2 network with ResNet-101 as the backbone, whose weights were pre-trained [50] on MSCOCO [51]. The pre-training of the feature extractor (as done also in other incremental learning works as [5]) is needed since VOC2012 and MSRC-v2 datasets are too small to be used for training a complex network like the Deeplab v2 from scratch. However, MSCOCO data are used only for the initialization of the feature extractor and the labeling information of this dataset is related to a different task (i.e., image classification). As previously introduced, the Deeplab v2 model is based on an auto-encoder structure (i.e., it consists of an encoder part followed by a decoder phase) where the decoder is composed by Atrous Spatial Pyramid Pooling (ASPP) layers in which multiple atrous convolutions with different rates are applied in parallel on the input feature map and then merged together to enhance the accuracy at multiple scales. The original work exploits also a post-processing step based on Conditional Random Fields, but we removed this module to train the network end-to-end and to measure the performance of the incremental approaches without considering the contribution of post-processing steps not related to the training.

#### 4.2. Incremental Learning Steps

The proposed incremental learning schemes for semantic segmentation are now introduced: a general overview of the proposed approach is shown in Fig. 1. We start by training the chosen network architecture to recognize the classes in  $\mathcal{S}_0$  with the corresponding training data  $\mathcal{D}_0^r$ . As detailed in Section 3,  $\mathcal{D}_0^r$  contains only images with pixels belonging to classes in  $\mathcal{S}_0$ . The network is trained in a supervised way with a standard cross-entropy loss. After training, we save the obtained model as  $M_0$ .

Then, we perform a set of incremental steps indexed by  $k = 1, 2, \dots$  to make the model learn every time a new set of classes  $\mathcal{U}_k$ . At the  $k$ -th incremental step, the current training set  $\mathcal{D}_k^r$  is built with images that contain at least one of the new classes (but they can possibly contain also pixels belonging to previously seen classes). During step  $k$ , the model  $M_{k-1}$  is loaded and trained exploiting a linear combination of two

losses: a cross-entropy loss  $\mathcal{L}_{CE}$ , which learns how to identify and label the classes, and a distillation loss  $\mathcal{L}_D$ , which retains knowledge of previously seen classes and will be detailed in the following. After the  $k$ -th incremental step, we save the current model as  $M_k$  and we repeat the described procedure every time there is a new set of classes to learn.

The loss  $\mathcal{L}$  used to train the model is defined as:

$$\mathcal{L} = \mathcal{L}_{CE} + \lambda_D \mathcal{L}_D \quad (1)$$

where  $\mathcal{L}_D \in \{\mathcal{L}'_D, \mathcal{L}''_D, \mathcal{L}'''_D, \mathcal{L}''''_D\}$  is one of the various distillation loss models which will be detailed in the following while  $\lambda_D$  is an experimentally tuned parameter balancing the two terms. Setting  $\lambda_D = 0$  corresponds to the fine-tuning scenario in which no distillation is applied and the cross-entropy loss is applied to both unseen and seen classes. We expect this case to exhibit some sort of catastrophic forgetting, as already pointed out in the literature.

During the  $k$ -th incremental step, the cross-entropy loss  $\mathcal{L}_{CE}$  is applied to all the classes. It is defined as:

$$\mathcal{L}_{CE} = -\frac{1}{|\mathcal{D}_k^r|} \sum_{\mathbf{X}_n \in \mathcal{D}_k^r} \sum_{c \in \mathcal{S}_k} \mathbf{Y}_n[c] \cdot \log(M_k(\mathbf{X}_n)[c]) \quad (2)$$

where  $\mathbf{Y}_n[c]$  and  $M_k(\mathbf{X}_n)[c]$  are respectively the one-hot encoded ground truth and the output of the segmentation network corresponding to the estimated score for class  $c$ . Note that, since  $\mathcal{S}_k = \mathcal{S}_{k-1} \cup \mathcal{U}_k$ , the sum is computed on both old and newly added classes, but since new ones are much more likely in  $\mathcal{D}_k^r$ , there is a clear unbalance toward them leading to catastrophic forgetting [52].

As regards the distillation loss  $\mathcal{L}_D$ , we focus on losses that only depend only on the previous model  $M_{k-1}$  to avoid the need for large storage requirements.

#### 4.3. Distillation on the Output Layer ( $\mathcal{L}'_D$ )

The first considered distillation term  $\mathcal{L}'_D$  for semantic segmentation is the cross-entropy loss computed on already seen classes between the probabilities produced by the output of the softmax layer of the previous model  $M_{k-1}$  and the output of the softmax layer of the current model  $M_k$  (if we assume to be at the  $k$ -th incremental step). Notice that the cross-entropy is computed only on already seen classes, i.e., on classes in  $\mathcal{S}_{k-1}$ , since we want to guide the learning process to preserve the behavior on such classes. The distillation loss is then defined as in [13]:

$$\mathcal{L}'_D = -\frac{1}{|\mathcal{D}_k^r|} \sum_{\mathbf{X}_n \in \mathcal{D}_k^r} \sum_{c \in \mathcal{S}_{k-1}} M_{k-1}(\mathbf{X}_n)[c] \cdot \log(M_k(\mathbf{X}_n)[c]) \quad (3)$$

Furthermore, we improve the model by rescaling the logits using a softmax function with temperature  $T$ , i.e.,

$$\sigma(z_k) = \frac{\exp(z_k/T)}{\sum_j \exp(z_j/T)} \quad (4)$$

where  $z_k$  is the logit value corresponding to class  $k$ . Hence, denoting with  $M_k^T$  the output of the segmentation network for

the estimated score of class  $c$  after the procedure of Eq. (4) we can rewrite Eq. (3) as:

$$\mathcal{L}'_D = -\frac{1}{|\mathcal{D}_k^r|} \sum_{\mathbf{X}_n \in \mathcal{D}_k^r} \sum_{c \in \mathcal{S}_{k-1}} M_{k-1}^T(\mathbf{X}_n)[c] \cdot \log(M_k^T(\mathbf{X}_n)[c]) \quad (5)$$

Intuitively, when  $T > 1$  the model produces a softer probability distribution over classes thus helping to retain information about the uncertainty of the classification scores [37, 53]. In the experiments we empirically set  $T$  ranging from 1 to  $10^3$  depending on the scenario. Temperature scaling was not present in the conference version of the work [13] and it reveals to be useful especially when one class is added at a time.

When the new task is quite similar with respect to previous ones, the encoder  $E$ , which aims at extracting some intermediate feature representation from the input information, could be frozen to the status it reached after the initial training phase (we call it  $E_F$  in short). In this way, the network is constrained to learn new classes only through the decoder, while preserving the features extraction capabilities unchanged from the training performed on  $\mathcal{S}_0$ . We evaluated this approach both with and without the application of the distillation loss in Eq. (3) and Eq. (5). Since the procedure of freezing the whole encoder could appear too restrictive, we tried also to freeze only the first couple of convolutional layers of the encoder. We call this version  $E_{2LF}$ . Freezing only the first layers allows to preserve the lower level descriptions while updating the weights of the task-specific layers of the encoder and of the decoder. A comparison of the different encoder freezing schemes is shown in Fig. 2.

#### 4.4. Distillation on the Intermediate Feature Space ( $\mathcal{L}''_D$ )

Another approach to preserve the feature extraction capabilities of the encoder is to apply a distillation loss on the intermediate level corresponding to the output of the encoder  $E_k$ , i.e., on the features' space before the decoding phase. The distillation function working on the features' space in this case can no longer be the cross-entropy but rather a geometrical penalty. At that level, indeed, the considered layer is not anymore a classification layer but instead just an internal stage where the output should be kept close to the previous one in, e.g., Frobenius norm. We also considered using L1 loss, but we verified empirically that both L1 and cross-entropy lead to worse results. Considering that the network corresponding to model  $M_k$  can be decomposed into an encoder  $E_k$  and a decoder, the distillation term becomes:

$$\mathcal{L}''_D = \frac{1}{|\mathcal{D}_k^r|} \sum_{\mathbf{X}_n \in \mathcal{D}_k^r} \|E_{k-1}(\mathbf{X}_n) - E_k(\mathbf{X}_n)\|_F^2 \quad (6)$$

where  $E_k(\mathbf{X}_n)$  denotes the features computed by  $E_k$  when a generic image  $\mathbf{X}_n \in \mathcal{D}_k^r$  is fed as input.

#### 4.5. Distillation on Dilation Layers ( $\mathcal{L}'''_D$ )

We also tried to apply geometrical penalties at different points inside the network. In particular, we found that a reliable strategy is to apply the distillation on the four dilation

layers contained in the ASPP block of the decoder [18]. Hence the distillation term becomes:

$$\mathcal{L}'''_D = \frac{1}{|\mathcal{D}_k^r|} \sum_{\mathbf{X}_n \in \mathcal{D}_k^r} \sum_{i=1}^4 \frac{\|d_{k-1}^i(\mathbf{X}_n) - d_k^i(\mathbf{X}_n)\|_F^2}{4} \quad (7)$$

where  $d_k^i(\mathbf{X}_n)$  is the output of the dilation layer  $d_k^i$  with  $i = 1, 2, 3, 4$  when  $\mathbf{X}_n \in \mathcal{D}_k^r$  is fed as input. This strategy was not considered in [13] and proved to be effective in preserving the learned knowledge.

#### 4.6. Similarity Preserving Distillation on the Intermediate Feature Space ( $\mathcal{L}''''_D$ )

Finally, we introduce a modified version of the Similarity-Preserving Knowledge Distillation (SPKD) [14] aiming at preserving the similarities between features of samples of the same class. Let us denote with  $\mathcal{B}$  a training batch containing  $B$  images, with  $W$  and  $H$  the (reduced) spatial dimension in the features' space and with  $F$  the number of features channels. In the original version of the SPKD approach, the content of the feature layers  $E_k(\mathcal{B}) \in \mathbb{R}^{B \times H \times W \times F}$  is reshaped as  $E'_k(\mathcal{B}) \in \mathbb{R}^{B \times HWF}$  and then the matrix  $\tilde{A}'_k = E'_k(\mathcal{B}) \cdot E'_k(\mathcal{B})^T \in \mathbb{R}^{B \times B}$  is computed and row-wise normalized to  $A'_k$ . The SPKD loss [14] is then computed as:

$$\mathcal{L}''''_D = \frac{1}{|\mathcal{D}_k^r|} \sum_{\mathcal{B} \in \mathcal{D}_k^r} \frac{1}{B} \|A'_k - A'_{k-1}\|_F^2 \quad (8)$$

The approach was originally introduced for image classification and is based on the idea that each image contains mostly one object in foreground and is associated to a single label. In practice, it does not capture that, in semantic segmentation, multiple classes co-exist in the same image and that an object belonging to a certain class can be a small part of the image.

For this reason, we introduce a variation of this approach. We accumulate the activations over all spatial locations in the feature space, i.e., we compute the matrix  $E''_k(\mathcal{B}) \in \mathbb{R}^{B \times F}$  where  $E''_k[b, f] = \sum_{h=1}^H \sum_{w=1}^W E_k[b, h, w, f]$ . The loss is then computed as in the previous case but using  $E''_k$  in place of  $E'_k$ , i.e.,  $\tilde{A}''_k = E''_k(\mathcal{B}) \cdot E''_k(\mathcal{B})^T$  and row-wise normalized to  $A''_k$ . The loss is then computed as:

$$\mathcal{L}''''_D = \frac{1}{|\mathcal{D}_k^r|} \sum_{\mathcal{B} \in \mathcal{D}_k^r} \frac{1}{B} \|A''_k - A''_{k-1}\|_F^2 \quad (9)$$

This allows to avoid the dependency on the spatial locations of the objects and reduces the computation time due to the smaller matrices size. We verify the validity of this modification w.r.t. Eq. (8) in Section 6.

A summary of the proposed strategies for the incremental step procedure is shown in Fig. 1, which points out the four losses. As a final remark, we also tried a combination of the described distillation losses without achieving significant enhancements.

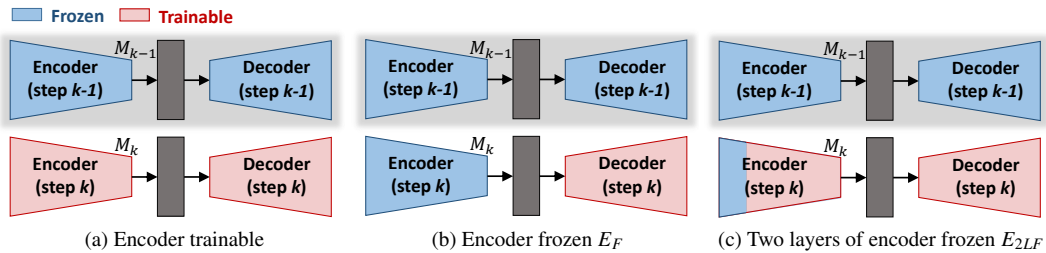


Figure 2: Comparison of the different freezing schemes of the encoder at the  $k$ -th incremental step. The whole model at previous step, i.e.  $M_{k-1}$ , is always completely frozen and it is employed only for knowledge distillation purposes.

## 5. Training Procedure

### 5.1. Datasets

To evaluate the effectiveness and the robustness of the proposed methodologies we choose to employ two publicly available datasets for semantic segmentation: namely, the Pascal VOC2012 [48] and the MSRC-v2 [49] datasets. These benchmarks have been widely used to evaluate semantic segmentation schemes [19, 54].

The **Pascal VOC2012** dataset [48] contains 10582 variable-sized images in the training split and 1449 in the validation split. The semantic labeling assigns the pixels to 21 different classes (20 plus the background). Since the test set has not been made available, all the results have been computed on the images belonging to the Pascal VOC2012 validation split (i.e., using the validation split as a test set) as done by most approaches in the literature [1, 40, 13].

The **MSRC-v2** dataset [49] consists of 335 images in the *trainval* split and 256 in the test split with variable resolution. It is annotated using 23 semantic classes, however the *horse* and *mountain* classes have been excluded as suggested by the dataset creators [49, 55], because they are underrepresented inside the dataset. The results are computed and reported on the original test set.

For both datasets, we randomly flipped and scaled the images of a random factor between 0.5 and 1.5 with bilinear interpolation. For training, random crops of  $321 \times 321$  pixels have been used for memory limitations. The testing phase has been conducted at the original resolution of the images.

### 5.2. Implementation Details

The proposed incremental learning strategies are independent of the backbone architecture and generalize well to different scenarios where new tasks should be learned over time. For the experimental evaluation we select the architecture presented in Section 4.1. We optimize the network weights with Stochastic Gradient Descent (SGD) as done in [18]. The initial stage of network training on the set  $\mathcal{S}_0$  is performed by setting the starting learning rate to  $10^{-4}$  and training for  $|\mathcal{S}_0| \cdot 1000$  steps decreasing the learning rate to  $10^{-6}$  with a polynomial decay rule with power 0.9. Notice that the number of training steps is linearly proportional to the number of classes in  $\mathcal{S}_0$ . We employ weight decay regularization of  $10^{-4}$  and a batch size of 4 images.

The incremental training steps  $k = 1, 2, \dots$  are performed employing a lower learning rate to better preserve previous weights. In this case the learning rate starts from  $5 \cdot 10^{-5}$  and decreases to  $10^{-6}$  after  $|\mathcal{U}_k| \cdot 1000$  steps of polynomial decay. As before, we train the network for a number of steps which is proportional to the number of classes contained in the considered incremental step thus allowing to automatically adapt the training length to the number of new classes being learned. The considered metrics are the most widely used for semantic segmentation problems: namely, per-class Pixel Accuracy (PA), per-class Intersection over Union (IoU), mean PA (mPA), mean Class Accuracy (mCA) and mean IoU (mIoU) [54].

We use TensorFlow [56] to develop and train the network: the overall training of the considered architecture takes around 5 hours on a NVIDIA 2080 Ti GPU. The code will be available online soon.

## 6. Experimental Results

Following the experimental scenarios presented in [1, 13], we start by analyzing the addition of a single class, in alphabetical or frequency-based order, and then move to the addition of 5 and 10 classes, either all together or sequentially. We firstly present the results on the Pascal VOC2012 dataset and then move to the MSRC-v2.

### 6.1. Addition of One Class on VOC2012

We start from the addition of the last class, in alphabetical order, to our classifier. Specifically, we consider  $\mathcal{S}_0 = \{c_0, c_1, \dots, c_{19}\}$  and  $\mathcal{U}_1 = \{c_{20}\} = \{tv \setminus monitor\}$ . The evaluation of the proposed methodologies in this setting on the VOC2012 validation split is reported in Table 1. The table reports the IoU for each single class and the average values of the pixel and class accuracy, while the pixel accuracy for each single class can be found in the *supplementary material*. The network is firstly optimized on the train split containing samples belonging to any of the classes in  $\mathcal{S}_0$ , i.e.,  $\mathcal{D}_0^r$ : we indicate with  $M_0(0-19)$  the initial training of the network on  $\mathcal{D}_0^r$ . The network is then updated exploiting the dataset  $\mathcal{D}_1^r$  and the resulting model is referred to as  $M_1(20)$ . In this way, we always specify both the index of the training step and the indexes of the classes added in the considered step.

From the first row of Table 1 we can appreciate that adapting the network in the standard way, i.e., without additional provisions,

Table 1: Per-class IoU of the proposed approaches on VOC2012 when the last class, i.e., the *tv/monitor* class, is added.

$M_1(20)$	backgr.	aero	bike	bird	boat	bottle	bus	car	cat	chair	cow	din. table	dog	horse	mbike	person	plant	sheep	sofa	train	mIoU old	tv	mIoU	mPA	mCA
Fine-tuning	90.2	80.8	33.3	83.1	53.7	68.2	84.6	78.0	83.2	32.1	73.4	52.6	76.6	72.7	68.8	79.8	43.8	76.5	46.5	68.4	67.3	20.1	65.1	90.7	76.5
$\mathcal{L}_D^*$ ([13])	92.0	83.9	37.0	84.0	58.8	70.9	90.9	82.5	86.1	32.1	72.5	51.0	79.9	72.3	77.3	80.9	45.1	78.1	45.7	79.9	70.0	35.3	68.4	92.5	79.5
$\mathcal{L}_D$	92.6	85.7	33.4	85.3	63.1	74.0	92.6	83.0	86.4	30.4	78.1	55.0	79.1	77.8	76.4	81.7	49.7	80.2	48.5	80.4	71.7	44.4	70.4	93.2	80.1
$E_F$	92.7	86.2	32.6	82.9	61.7	74.6	92.9	83.1	87.7	27.4	79.4	59.0	79.4	76.9	77.2	81.2	49.6	80.8	49.3	83.4	71.9	43.3	70.5	93.2	81.4
$E_F, \mathcal{L}_D'$	93.1	85.9	37.3	85.5	63.1	77.5	93.2	82.2	88.8	29.4	80.1	57.1	80.6	79.4	76.9	82.5	50.0	81.8	51.1	85.0	<b>73.0</b>	<b>51.9</b>	<b>72.0</b>	<b>93.6</b>	82.3
$E_{2LF}, \mathcal{L}_D'$	92.7	84.7	35.3	86.0	60.7	73.3	92.8	82.6	87.6	29.9	78.6	54.4	80.3	78.0	76.3	81.5	50.0	80.9	49.5	82.8	71.9	47.4	70.7	93.2	80.7
$\mathcal{L}_D''$	92.9	84.8	36.4	82.6	63.5	75.0	92.2	83.6	88.3	29.5	80.3	59.6	79.7	80.2	78.9	81.2	49.7	78.9	51.0	84.1	72.6	50.6	71.6	93.4	<b>83.4</b>
$\mathcal{L}_D'''$	92.2	85.4	34.3	82.4	61.6	73.4	91.7	82.7	86.4	32.4	77.2	57.4	76.3	72.6	76.1	81.1	53.7	79.2	46.1	81.5	71.2	35.6	69.5	92.6	81.5
$E_F, \mathcal{L}_D''''$	92.5	84.7	33.8	80.4	60.8	76.1	91.5	82.9	87.1	29.5	78.4	58.7	76.1	73.7	78.8	81.0	51.1	78.3	48.3	84.9	71.4	42.7	70.1	93.0	82.6
$\mathcal{L}_D''''^*$ ([14])	92.5	83.5	35.8	84.3	60.1	71.7	88.9	83.2	87.0	32.0	79.9	57.5	78.7	78.1	77.8	81.0	50.4	80.1	49.5	78.4	71.5	43.0	70.2	92.9	82.0
$\mathcal{L}_D''''$	92.6	84.8	34.8	84.8	61.4	71.9	90.5	83.8	87.4	32.0	80.0	58.1	78.6	77.9	77.6	81.3	50.4	80.6	49.6	80.5	71.9	44.5	70.6	93.1	82.3
$M_0(0-19)$	93.4	85.5	37.1	86.2	62.2	77.9	93.4	83.5	89.3	32.6	80.7	57.3	81.5	81.2	77.7	83.0	51.5	81.6	48.2	85.0	73.4	-	73.4	93.9	84.3
$M_0(0-20)$	93.4	85.4	36.7	85.7	63.3	78.7	92.7	82.4	89.7	35.4	80.9	52.9	82.4	82.0	76.8	83.6	52.3	82.4	51.1	86.4	73.7	70.5	73.6	93.9	84.2

Table 2: Per-class IoU of the proposed approaches on VOC2012 when the last class according to the occurrence in the dataset, i.e. the *bottle* class, is added.

$M_1(20)$	backgr.	person	cat	dog	car	train	chair	bus	sofa	mbike	din. table	aero	horse	bird	bike	tv	boat	plant	sheep	cow	mIoU old	bottle	mIoU	mPA	mCA
Fine-tuning	91.9	80.7	82.2	72.3	81.7	77.9	27.2	90.2	46.9	74.5	56.1	82.4	71.8	77.9	34.9	55.8	58.7	31.0	71.9	66.9	66.6	63.8	66.5	92.4	75.8
$\mathcal{L}_D'$	92.9	82.7	87.9	80.0	82.3	82.5	31.7	90.5	49.3	75.7	57.0	85.2	77.9	85.5	37.3	65.2	63.7	48.3	79.3	77.4	71.6	68.2	71.5	93.4	81.2
$E_F$	92.6	81.8	87.8	81.5	83.5	84.1	26.4	92.3	50.6	68.5	54.6	86.1	79.3	85.9	36.6	66.6	62.3	49.6	79.2	80.0	71.5	61.9	71.0	93.3	81.4
$E_F, \mathcal{L}_D'$	92.9	82.1	89.3	82.2	83.5	85.0	28.6	92.5	50.2	74.2	55.4	86.1	79.2	85.4	36.9	66.7	62.6	52.1	80.1	79.6	<b>72.2</b>	64.2	<b>71.8</b>	<b>93.6</b>	81.0
$E_{2LF}, \mathcal{L}_D'$	92.9	82.6	88.2	81.3	82.4	85.3	31.4	91.5	50.1	76.0	57.0	84.8	78.0	85.7	36.9	64.9	61.8	49.3	79.9	76.8	71.8	<b>69.0</b>	71.7	93.5	<b>81.8</b>
$\mathcal{L}_D''$	92.9	81.7	88.5	81.8	83.8	85.0	27.2	92.4	51.8	73.0	56.0	85.9	79.9	85.7	37.0	65.7	61.7	48.7	80.1	80.0	71.9	62.3	71.5	93.5	<b>81.8</b>
$\mathcal{L}_D'''$	92.5	82.7	86.5	79.7	83.4	83.1	28.4	91.9	46.6	68.7	54.7	83.3	75.4	83.8	32.8	65.8	62.8	48.2	78.6	73.8	70.1	67.5	70.0	93.1	78.9
$\mathcal{L}_D''''$	92.7	82.0	86.8	79.3	83.1	82.5	30.4	91.7	48.3	74.6	55.7	84.8	77.3	84.8	36.0	66.8	62.2	49.0	78.5	76.4	71.1	67.6	71.0	93.3	81.0
$M_0(0-19)$	93.5	80.9	89.7	82.8	84.4	85.5	33.1	92.5	47.6	79.3	57.0	85.9	79.9	85.9	37.2	67.8	62.5	53.4	80.5	79.7	73.0	73.0	73.0	94.0	83.3
$M_0(0-20)$	93.4	83.6	89.7	82.4	82.4	86.4	35.4	92.7	51.1	76.8	52.9	85.4	82.0	85.7	36.7	70.5	63.3	52.3	82.4	80.9	73.7	78.7	73.6	93.9	84.2

leads to an evident degradation of the performance with a final mIoU of 65.1%. This is a clear confirmation of the catastrophic forgetting phenomenon in the semantic segmentation scenario, even with the addition of just one single class. Indeed, the reference model  $M_0(0-20)$ , where all the 21 classes are learned at once, achieves a mIoU of 73.6%, higher than all the methods first trained on 20 classes and then adapted to learn the last one. The main issue of the naïve approach (we call it *fine-tuning* in the tables) is that it tends to predict too frequently the last class, even when it is not present, as proved by the fact that the model has a very high pixel accuracy for the *tv/monitor* class of 84.3% but a very poor IoU of 20.1% on the same class. This is due to the high number of false positive detections of the considered class which are not taken into account by the pixel accuracy measure. For this reason semantic segmentation frameworks are commonly ranked by mIoU score instead of the mean pixel accuracy and we adopt the same criterion here. On the same class, the proposed methods are all able to outperform the naïve approach in terms of IoU by a large margin: the best method achieves a mIoU of 51.9% on the *tv/monitor* class.

Knowledge distillation strategies and the procedure of freezing the encoder provide better results because they act as regularization constraints. Interestingly, those procedures allow to achieve higher accuracy not only on previously learned classes but also on newly added ones, which might be unexpected if we do not consider the regularization behavior of those terms. Hence all the proposed strategies allow to alleviate forgetting and all of them overcome the standard approach (without

knowledge distillation) in any of the considered metrics, as can be verified in Table 1. We can appreciate that  $\mathcal{L}_D'$  alone is able to improve the average mIoU by 5.3% with respect to the standard case. Notice how the improved version of  $\mathcal{L}_D'$  with temperature scaling introduced in this work achieves a significant improvement of 2% of mIoU w.r.t. our previous work [13] (i.e.,  $\mathcal{L}_D^*$ ). Furthermore, it leads to a much better IoU on the new class, greatly reducing the aforementioned false positives issue. If we completely freeze the encoder  $E$  without applying knowledge distillation the model improves the mIoU by 5.4%. If we combine the two mentioned approaches, i.e., we freeze  $E$  and we apply  $\mathcal{L}_D'$ , the mIoU reaches 72.0%, with an overall improvement of 6.9%, higher than each of the two methods alone (also the performance on the new class is higher). If we just freeze the first two layers of the encoder and we apply knowledge distillation, i.e.,  $M_1(20)[E_{2LF}, \mathcal{L}_D']$  (we use the square brackets to collect the list of employed strategies), a slightly lower mIoU of 70.7% is achieved. Instead, if we apply an L2 loss at the intermediate features space ( $\mathcal{L}_D''$ ) the model achieves 71.6% of mIoU, which is 6.5% higher than the standard approach. It is noticeable that two completely different approaches to preserve knowledge, namely  $M_1(20)[E_F, \mathcal{L}_D']$  (which applies a cross-entropy between the outputs with encoder frozen) and  $M_1(20)[\mathcal{L}_D'']$  (which applies an L2-loss between features spaces), achieve similar and high results both on new and old classes. Notice that if the encoder is frozen then it does not make sense to enable the  $\mathcal{L}_D''$  loss.

If we apply an L2 loss on the dilation filters of the decoder,



i.e., the  $\mathcal{L}_D'''$  loss, we obtain a mIoU of 69.5% which is higher than the standard approach but lower than the other strategies. Freezing the encoder yields in this setting to a small improvement from 69.5% to 70.1%. Finally, the original SPKD loss achieves 70.2% of mIoU, while the improved version presented in this paper ( $M_1(20)[\mathcal{L}_D''']$ ) achieves a mIoU of 70.6%.

From these results we can appreciate that the changes in performance on previously seen classes are correlated with the class being added. Some classes have even higher results in terms of mIoU than before because their prediction has been reinforced through the new training set: in semantic segmentation, differently from image classification, a scene usually contains multiple classes. For example, objects of the classes *sofa* or *dining table* are typically present in scenes containing a *tv/monitor*, hence in the considered scenario they achieve almost always higher accuracy than after the first stage of training. Some other classes, instead, get more easily lost because they represent uncorrelated objects that are not present inside the new set of samples  $\mathcal{D}_1^r$  (e.g., instances of *bird* or *horse* are not present in indoor scenes typically associated with the *tv/monitor* class being added).

Some visual examples of this scenario are shown in the first two rows of Fig. 3 where the naïve approach is compared against some proposed strategies. We can visually appreciate that knowledge distillation and encoder freezing help in preserving previous classes (e.g., the hand of the *person* in the first row and the *table* in the second are better preserved). At the same time it does not compromise the learning of the new class (e.g., the *tv/monitor* in the first row is quite well-localized). In the second row, however, a challenging example is reported where none of the proposed methodologies, and neither the baseline approach, are able to accurately detect the new class.

In Table 2 the IoU results in the same scenario are shown, but this time ordering the classes according to the pixels' occurrence of each class, thus the *bottle* class is added last. Results are similar to the previous case: the baseline approach exhibits a large drop in performance with respect to all the proposed approaches. Knowledge distillation always helps in every scenario and, as in the previous case, the best performing strategy is  $M_1(20)[E_F, \mathcal{L}_D']$ . A visual example is shown in the last row of Fig. 3: we can verify that knowledge distillation and encoder freezing help not only to retain previously seen classes (e.g., the *cat* in the example), but also to better detect and localize the new class, i.e. the *bottle*, thus acting as a regularization term.

## 6.2. Addition of Multiple Classes on VOC2012

In this section we consider a more challenging scenario where the initial training is followed by one step of incremental learning with multiple classes to learn. The results presented here do not consider all the strategies shown in Section 6.1 but only those that lead to larger improvements.

First, the addition of the last 5 classes at once (referred to as 15 – 20) is discussed and the results are shown in Table 3. In this setting the results are much lower than in the previous cases where a single class was added at a time since there is a larger amount of information to be learned. In particular, the baseline exhibits an even larger drop in accuracy because

it tends to overestimate the presence of the new classes assigning pixels to them more often than needed. We can confirm this by looking at the IoU scores of the newly added classes which are often lower in the baseline by a large margin (see Table 3) while on the other side the pixel accuracy of the new classes is much higher than the ones obtained with the various distillation strategies. More details on the per-class pixel accuracy are in the *supplementary material*. As before, a strategy to preserve previous knowledge is needed and this is the aim of the proposed strategies. In this case the distillation on the output layer, i.e.,  $M_1(16 - 20)[\mathcal{L}_D']$ , achieves the highest accuracy. In general, here the approaches based on  $\mathcal{L}_D'$  outperform the other ones (even on new classes). Also in this scenario, all the proposals outperform the standard approach on both old and new classes. Interestingly, some previously seen classes exhibit a clear catastrophic forgetting phenomenon because the updated models mislead them with visually similar classes belonging to the set of new classes. For example, the *cow* and *chair* classes are often misled (low IoU and low PA for these classes) with the newly added classes *sheep* and *sofa* that have similar shapes (low IoU but high PA for them).

Qualitative results are shown in Fig. 4: we can appreciate that the naïve approach tends to overestimate the presence of the new classes in spite of previously learned ones or in spite of the background. This can be seen from the figure, where instances of *train*, *bus* and *sofa* classes (which are added during the incremental step) are erroneously predicted in place of the new class or in the *background* region. These classes are correctly removed or strongly reduced applying the proposed strategies even if there is not a clear winner. On the plane in the first row all the proposed approaches work well. Applying  $\mathcal{L}_D'$  and freezing the encoder removes the false detection of the *sofa* in row 2 that is challenging for the other approaches. The *car* in the last row is better detected using the  $\mathcal{L}_D'''$  loss.

The next experiment regards the addition of 10 classes at once and the results are shown in Table 4. Here knowledge distillation is less effective. Indeed, even though it enhances the results, the improvement is smaller with respect to the one in other scenarios. In particular, the idea of freezing only the first two layers of the encoder, introduced in this version of the work, together with knowledge distillation leads to the best results in this setting. The gap is reduced because the fine-tuning approach already achieves quite high results preventing other methods to largely overcome it. We argue that the critical aspect is that the cardinality of the set of classes being added is comparable to the one of the set of previously learned classes.

## 6.3. Sequential Addition of Multiple Classes on VOC2012

The last set of experiments on VOC2012 regards the addition of one or more classes more than once (i.e., new classes are progressively added instead of all in one shot).

Let us start from the case in which two sets of 5 classes are added in two incremental steps after an initial training stage with 10 classes, leading to the final model  $M_2(11 - 15, 16 - 20)$ . The mIoU results are reported in Table 5 where we can appreciate a more severe drop in performance if compared with the introduction of all the 10 classes in a single shot. In particular,





Table 4: Per-class IoU of the proposed approaches on VOC2012 when 10 classes are added at once.

$M_1(11-20)$	mIoU old											mIoU new										mIoU	mPA	mCA		
	backgr.	aero	bike	bird	boat	bottle	bus	car	cat	chair	cow	din. table	dog	horse	mbike	person	plant	sheep	sofa	train	tv					
Fine-tuning	91.9	82.4	32.0	70.8	61.7	67.7	91.1	79.8	72.7	30.5	61.6	67.5	49.1	70.6	63.4	72.9	79.4	43.5	72.0	44.8	79.1	60.7	<b>63.5</b>	65.6	<b>91.9</b>	78.2
$\mathcal{L}'_D$	91.7	83.2	33.4	80.9	62.3	72.6	89.2	76.8	77.6	28.0	64.1	69.1	48.6	73.5	65.7	72.9	76.6	41.3	74.2	39.5	79.0	62.1	63.3	66.3	<b>91.9</b>	77.3
$E_F, \mathcal{L}'_D$	91.4	85.2	33.3	82.5	62.7	75.1	89.7	76.4	75.3	25.9	67.9	69.6	42.2	64.7	66.4	68.0	67.9	39.4	70.4	32.9	72.5	60.5	58.5	64.3	91.2	75.2
$E_{2LF}, \mathcal{L}'_D$	91.8	84.0	33.6	83.2	62.7	72.4	90.9	77.0	79.9	28.2	65.4	<b>69.9</b>	46.8	72.7	66.8	71.5	75.3	41.1	74.2	38.2	80.0	59.7	62.6	<b>66.5</b>	<b>91.9</b>	77.7
$\mathcal{L}''_D$	92.1	83.5	34.0	79.5	61.7	69.1	90.9	78.5	72.5	29.3	61.2	68.4	46.2	66.1	65.3	74.3	79.1	43.0	70.0	47.1	78.3	63.5	63.3	66.0	91.8	<b>79.4</b>
$\mathcal{L}'''_D$	92.0	84.5	33.5	74.7	61.2	71.5	89.7	77.9	73.5	28.6	61.8	68.1	51.9	67.1	64.9	70.8	77.3	42.8	70.5	45.3	78.9	61.6	63.1	65.7	<b>91.9</b>	77.3
$\mathcal{L}''''_D$	91.9	82.1	32.3	76.4	61.4	66.1	91.3	78.5	72.9	30.0	60.7	67.6	47.1	68.6	65.2	74.8	79.7	42.1	68.9	47.4	78.4	62.2	63.4	65.6	91.8	79.0
$M_0(0-10)$	95.3	86.4	34.4	85.6	69.7	79.3	94.6	87.6	93.1	44.2	91.9	78.4	-	-	-	-	-	-	-	-	-	-	-	78.4	96.1	90.4
$M_0(0-20)$	93.4	85.4	36.7	85.7	63.3	78.7	92.7	82.4	89.7	35.4	80.9	74.9	52.9	82.4	82.0	76.8	83.6	52.3	82.4	51.1	86.4	70.5	72.1	73.6	93.9	84.2

Table 5: Per-class IoU of the proposed approaches on VOC2012 when 5 classes are added two times.

$M_2(11-15, 16-20)$	mIoU old											mIoU new										mIoU	mPA	mCA		
	backgr.	aero	bike	bird	boat	bottle	bus	car	cat	chair	cow	din. table	dog	horse	mbike	person	plant	sheep	sofa	train	tv					
Fine-tuning	89.3	56.8	32.0	60.6	56.0	55.8	36.8	75.7	76.4	28.2	4.1	52.0	47.3	67.8	50.8	69.2	78.3	34.8	27.6	25.7	44.8	37.0	48.3	50.2	86.9	66.2
$\mathcal{L}'_D$	90.3	80.7	33.5	74.9	62.6	62.3	74.2	77.2	78.5	27.4	23.6	62.3	44.3	70.6	61.2	72.5	78.9	38.1	37.5	29.7	62.4	46.9	54.2	58.4	89.5	73.0
$E_F, \mathcal{L}'_D$	90.3	85.0	32.6	73.2	61.3	72.5	79.2	79.7	81.0	27.1	31.3	<b>64.8</b>	42.5	68.5	58.5	68.5	73.1	36.5	33.9	30.5	68.0	54.8	53.5	<b>59.4</b>	<b>89.8</b>	71.4
$\mathcal{L}''_D$	89.8	64.7	33.3	73.7	58.3	63.8	48.7	77.9	79.8	28.4	11.4	57.2	50.1	68.2	53.0	70.8	79.2	39.0	28.9	26.8	49.4	44.2	51.0	54.3	88.0	69.7
$\mathcal{L}'''_D$	90.6	81.8	32.9	77.7	62.5	66.7	78.8	78.7	79.2	27.7	25.1	63.8	49.7	69.1	56.6	72.1	79.5	40.1	34.2	28.5	65.5	50.7	<b>54.6</b>	<b>59.4</b>	89.6	<b>73.9</b>
$\mathcal{L}''''_D$	89.8	78.1	30.3	58.6	52.6	65.6	53.8	78.0	74.3	29.9	4.7	56.0	46.9	62.6	49.3	68.6	78.4	32.7	23.0	30.0	61.7	49.0	50.2	53.2	88.0	67.7
$M_0(0-10)$	95.3	86.4	34.4	85.6	69.7	79.3	94.6	87.6	93.1	44.2	91.9	78.4	-	-	-	-	-	-	-	-	-	-	-	78.4	96.1	90.4
$M_0(0-20)$	93.4	85.4	36.7	85.7	63.3	78.7	92.7	82.4	89.7	35.4	80.9	74.9	52.9	82.4	82.0	76.8	83.6	52.3	82.4	51.1	86.4	70.5	72.1	73.6	93.9	84.2

the standard approach without distillation leads to a very poor mIoU of 50.2%. Catastrophic forgetting is largely mitigated by knowledge distillation, that in this case proved to be very effective. In the best settings, that in this case are the distillation  $\mathcal{L}'_D$  with  $E_F$  and the newly introduced distillation applied to the dilation layers ( $\mathcal{L}''_D$ ), the mIoU improves of 9.2% with respect to the standard approach. The method using  $\mathcal{L}''_D$  is also the one obtaining the best mIoU on the new classes.

In Table 6 the same scenario is evaluated when classes are sorted on the basis of their occurrence inside the dataset. Also in this case a large improvement can be obtained with knowledge distillation which leads to 9.4% of improvement in the best case w.r.t fine tuning. As expected, we can notice that the old classes are better preserved in this case being also the most frequent inside the dataset. Additionally, some methods struggle in learning new classes needing more samples to detect them.

Then we move to consider the sequential addition of the last 5 classes one by one, i.e., model  $M_5(16 \rightarrow 20)$ . The results are reported in Table 7 where we can appreciate a huge gain of 20.4% of mIoU between the best proposed method (i.e.  $M_5(16 \rightarrow 20)[E_F, \mathcal{L}'_D]$ ) and the standard approach. In this case freezing the encoder and distilling the knowledge is found to be very reliable because the addition of one single class should not alter too much the responses of the whole network. Distilling the knowledge from the previous model when the encoder is fixed guides the decoder to modify only the responses for the new class: in this way the best result is obtained. The evolution of the models' mean performance during the various steps is reported in Table 8 where we can appreciate how the drop of performance is distributed during the different steps. In particular, we can notice how the accuracy drop is affected by the specific class being added. As expected, the larger drop is experienced when the classes *sheep* or *train* are added because such

classes typically appear alone or with the *person* class, i.e., they are only sparsely correlated with a few other classes. The opposite is true when the classes being added show high assortativity coefficient with other classes, for example the presence of the classes *potted plant* and *tv/monitor* is highly correlated with the presence of classes like *dining table*, *person* or *chair*. Some visual results for this scenario are reported in Fig. 5 where a large gap in performance between the naïve approach and some of the best performing proposals can be appreciated. In particular, the standard approach without knowledge distillation tends to overestimate the presence of the last seen class, i.e., *tv/monitor*, in spite of the *background* or of other previously learned classes.

Finally, in Table 9 we can appreciate the per-class IoU of the best method of Table 7 (i.e., the method combining  $\mathcal{L}'_D$  and  $E_F$ ) at each step. An interesting aspect regards the addition of the *sofa* class which causes a tremendous drop of about one third in terms of IoU for the *chair* class given their large visual similarity (from 39.9% to 26.2%). An analogue drop for the same reason is experienced also by the *bus* and *aeroplane* classes when the *train* class is added; their mIoU decrease respectively from 93.8% to 43.2% and from 83.5% to 67.8%. Again, when the *sheep* class is added visually similar classes lose accuracy such as *cow*, *cat*, *horse*, *dog*. These scenarios are depicted in Fig. 6 where the first two columns show the results of the best model reported in Table 9 before and after the addition of the class *sheep*, i.e., respectively  $M_1(16)$  and  $M_2(17)$ , and the last two columns show the results before and after the addition of the *train* class, i.e.  $M_3(18)$  and  $M_4(19)$ . We can appreciate that regions of the *cow* class which were correctly identified before the addition of *sheep* are then confused with the new class. Similarly, instances of the *bus* class well recognized before are later mislabeled with the *train* class, thus confirming our intuitions.

The same scenario is then analyzed for classes ordered on the

Table 6: Per-class IoU of the proposed approaches on VOC2012 when 5 classes are added two times with classes ordered based on the occurrence in the dataset.

$M_2(11-15, 16-20)$	backgr.	person	cat	dog	car	train	chair	bus	sofa	mbike	din. table	mIoU old	aero	horse	bird	bike	tv	boat	plant	sheep	cow	bottle	mIoU new	mIoU	mPA	mCA
	Fine-tuning	91.3	80.5	75.7	67.8	80.2	73.4	29.7	84.4	42.1	70.4	55.6	68.3	19.7	41.1	5.7	29.8	63.9	41.2	38.4	45.7	55.1	63.3	40.4	55.0	90.3
$\mathcal{L}'_D$	92.5	81.0	78.6	69.9	80.5	80.3	31.0	88.8	45.1	73.3	50.2	70.1	79.7	53.4	71.5	32.7	61.6	53.1	40.1	58.8	59.9	71.0	<b>58.2</b>	<b>64.4</b>	<b>92.2</b>	<b>76.0</b>
$E_F, \mathcal{L}'_D$	92.5	81.7	82.1	76.1	83.5	83.1	29.0	92.7	46.7	71.2	55.4	<b>72.2</b>	70.9	29.5	59.2	32.0	59.6	46.3	38.5	49.0	52.4	61.6	49.9	61.6	91.9	72.6
$\mathcal{L}''_D$	92.5	82.2	82.7	74.2	81.8	78.7	31.8	88.0	46.2	73.8	58.3	71.8	66.0	39.8	56.9	31.0	63.5	42.6	45.3	54.5	60.2	69.3	52.9	62.8	92.0	74.7
$\mathcal{L}'''_D$	92.0	81.2	82.6	68.2	78.3	81.4	29.1	91.3	45.1	71.6	56.9	70.7	0.3	23.4	0.1	23.6	61.6	46.8	44.1	49.6	59.4	70.0	37.9	55.1	91.0	66.8
$\mathcal{L}''''_D$	92.1	81.2	82.9	74.5	82.0	79.5	30.3	88.5	42.3	74.7	55.5	71.2	62.7	25.1	42.9	31.2	61.3	45.4	43.3	47.0	55.9	70.9	48.6	60.4	91.4	73.5
$M_0(0-10)$	92.5	80.6	89.2	85.5	86.3	86.8	30.7	93.3	46.2	80.7	59.6	75.6	-	-	-	-	-	-	-	-	-	-	-	75.6	93.5	82.8
$M_0(0-20)$	93.4	83.6	89.7	82.4	82.4	86.4	35.4	92.7	51.1	76.8	52.9	75.2	85.4	82.0	85.7	36.7	70.5	63.3	52.3	82.4	80.9	78.7	71.8	73.6	93.9	84.2

Table 7: Per-class IoU of the proposed approaches on VOC2012 when 5 classes are added sequentially.

$M_5(16 \rightarrow 20)$	backgr.	aero	bike	bird	boat	bottle	bus	car	cat	chair	cow	din. table	dog	horse	mbike	person	mIoU old	plant	sheep	sofa	train	tv	mIoU new	mIoU	mPA	mCA
	Fine-tuning	87.9	25.6	29.0	51.2	1.7	57.8	10.5	64.8	80.5	30.8	22.9	52.7	66.8	52.1	51.9	78.1	47.8	<b>36.5</b>	44.7	31.8	35.1	17.1	33.0	44.2	86.1
$\mathcal{L}'_D$	89.8	51.2	29.9	77.2	15.6	62.0	29.2	78.5	75.7	24.4	55.6	44.8	76.2	62.5	65.6	80.1	57.4	27.0	35.2	30.6	42.3	39.7	35.0	52.3	88.6	63.2
$E_F, \mathcal{L}'_D$	91.1	73.9	31.9	81.4	59.5	71.9	73.1	82.1	87.1	27.2	77.4	56.4	79.1	79.9	76.1	80.7	<b>70.5</b>	31.8	55.8	30.1	<b>62.3</b>	<b>41.4</b>	44.3	<b>64.6</b>	<b>91.3</b>	<b>75.2</b>
$\mathcal{L}''_D$	90.3	54.2	28.2	78.4	52.5	69.8	59.5	78.5	86.3	28.8	72.3	57.4	76.3	77.1	65.8	79.3	65.9	36.3	<b>65.5</b>	31.6	54.7	38.9	<b>45.4</b>	61.0	90.4	71.0
$\mathcal{L}'''_D$	90.2	69.1	31.0	78.4	32.1	61.8	41.9	73.7	83.7	30.0	54.8	52.5	69.5	62.8	61.2	81.0	60.8	30.0	46.5	<b>32.5</b>	43.5	30.0	36.5	55.1	89.2	66.5
$\mathcal{L}''''_D$	89.9	70.9	31.3	73.5	43.1	68.3	67.9	77.0	82.2	31.3	22.7	55.2	74.9	57.4	62.3	79.2	61.7	34.2	36.5	31.5	62.0	33.0	39.5	56.4	89.3	69.3
$M_0(0-15)$	94.0	83.5	36.1	85.5	61.0	77.7	94.1	82.8	90.0	40.0	82.8	54.9	83.4	81.2	78.3	83.2	75.5	-	-	-	-	-	-	75.5	94.6	86.4
$M_0(0-20)$	93.4	85.4	36.7	85.7	63.3	78.7	92.7	82.4	89.7	35.4	80.9	52.9	82.4	82.0	76.8	83.6	75.1	52.3	82.4	51.1	86.4	70.5	68.5	73.6	93.9	84.2

Table 8: mIoU, mPA and mCA of the proposed approaches on VOC2012 when 5 classes are added sequentially.

	Fine-tuning			$\mathcal{L}'_D$			$E_F, \mathcal{L}'_D$			$\mathcal{L}''_D$			$\mathcal{L}'''_D$			$\mathcal{L}''''_D$		
	mIoU	mPA	mCA	mIoU	mPA	mCA	mIoU	mPA	mCA	mIoU	mPA	mCA	mIoU	mPA	mCA	mIoU	mPA	mCA
$M_1(16)$	71.2	93.7	82.5	72.4	<b>94.2</b>	83.0	72.5	94.1	83.5	<b>72.9</b>	<b>94.2</b>	<b>84.5</b>	72.2	93.9	84.3	71.3	93.7	82.6
$M_2(17)$	53.8	90.0	61.8	68.1	<b>93.4</b>	78.5	<b>68.4</b>	93.3	<b>79.5</b>	68.0	<b>93.4</b>	78.6	60.0	91.6	69.4	56.5	90.7	65.6
$M_3(18)$	57.7	87.7	68.7	63.3	90.8	74.5	<b>66.5</b>	<b>91.5</b>	<b>79.4</b>	64.6	90.2	76.9	65.5	90.7	76.8	58.3	88.3	70.1
$M_4(19)$	39.3	85.9	47.4	54.1	89.2	64.3	<b>61.3</b>	<b>90.6</b>	<b>72.5</b>	57.9	89.7	69.0	52.1	89.0	60.6	54.3	89.5	64.9
$M_5(20)$	44.2	86.1	55.7	52.3	88.6	63.2	<b>64.6</b>	<b>91.3</b>	<b>75.2</b>	55.1	89.2	66.5	61.0	90.4	71.0	56.4	89.3	69.3

Table 9: Per-class IoU on VOC2012 when 5 classes are added sequentially. Only the best method of Table 7 (" $E_F$  and  $\mathcal{L}'_D$ ") is reported.

	backgr.	aero	bike	bird	boat	bottle	bus	car	cat	chair	cow	din. table	dog	horse	mbike	person	mIoU old	plant	sheep	sofa	train	tv	mIoU new	mIoU	mPA	mCA
$M_0(0-15)$	94.0	83.5	36.1	85.5	61.0	77.7	94.1	82.8	90.0	40.0	82.8	54.9	83.4	81.2	78.3	83.2	75.5	-	-	-	-	-	75.5	94.6	86.4	
$M_1(16)$	93.5	84.0	36.1	84.8	60.5	72.5	93.4	84.2	89.7	40.0	83.0	55.7	81.9	81.6	79.4	83.2	72.5	29.0	-	-	-	-	72.5	94.1	83.5	
$M_2(17)$	93.5	84.9	35.6	72.5	61.2	73.7	93.7	83.7	79.6	39.9	73.2	57.1	78.4	74.7	79.1	83.2	68.4	29.4	37.3	-	-	-	68.4	93.3	79.5	
$M_3(18)$	91.3	83.5	34.4	76.2	61.7	72.6	93.8	83.9	85.6	26.2	77.3	57.4	78.0	77.8	78.8	81.8	66.5	30.0	46.7	26.7	-	-	66.5	91.5	79.4	
$M_4(19)$	91.2	67.8	31.7	63.9	60.5	73.1	43.2	83.5	86.4	25.1	77.7	56.7	79.1	77.9	74.3	81.7	61.3	27.0	49.2	28.0	48.7	-	61.3	90.6	72.5	
$M_5(20)$	91.1	73.9	31.9	81.4	59.5	71.9	73.1	82.1	87.1	27.2	77.4	56.4	79.1	79.9	76.1	80.7	64.6	31.8	55.8	30.1	62.3	41.4	64.6	91.3	75.2	
$M_0(0-20)$	93.4	85.4	36.7	85.7	63.3	78.7	92.7	82.4	89.7	35.4	80.9	52.9	82.4	82.0	76.8	83.6	73.6	52.3	82.4	51.1	86.4	70.5	73.6	93.9	84.2	

Table 10: Per-class IoU of the proposed approaches on VOC2012 when 5 classes are added sequentially with classes ordered based on their occurrence.

$M_5(16 \rightarrow 20)$	backgr.	person	cat	dog	car	train	chair	bus	sofa	mbike	din. table	mIoU old	aero	horse	bird	bike	tv	mIoU new	boat	plant	sheep	cow	bottle	mIoU	mPA	mCA
	Fine-tuning	91.2	78.8	81.6	69.5	80.6	69.6	28.6	85.6	41.4	74.9	57.2	77.4	38.5	60.0	34.6	64.3	64.6	27.4	18.3	1.6	46.9	49.7	28.8	56.1	90.7
$\mathcal{L}'_D$	92.1	81.4	69.6	66.6	81.5	81.8	26.9	87.5	37.0	71.9	47.0	79.1	46.2	69.0	34.8	65.6	64.9	40.1	<b>35.3</b>	11.0	37.0	<b>66.1</b>	37.9	58.5	90.9	56.8
$E_F, \mathcal{L}'_D$	91.1	77.1	84.2	72.9	79.2	75.9	28.0	88.2	43.1	73.4	46.7	78.9	56.6	67.4	32.2	62.9	66.1	<b>49.8</b>	29.6	<b>24.4</b>	51.3	63.1	<b>43.6</b>	60.8	91.1	<b>70.3</b>
$\mathcal{L}''_D$	91.6	82.0	88.8	80.2	83.8	76.8	28.8	91.9	50.0	74.0	54.9	80.6	66.0	72.6	36.1	69.9	<b>70.5</b>	34.1	18.4	4.8	<b>53.0</b>	56.9	33.4	<b>61.7</b>	<b>92.0</b>	70.2
$\mathcal{L}'''_D$	92.0	81.7	84.2	72.5	82.0	70.1	32.9	87.6	45.9	72.7	54.0	74.4	61.2	76.2	34.1	69.8	68.2	34.0	24.5	6.5	45.6	60.7	34.2	60.1	91.6	69.3
$\mathcal{L}''''_D$	91.7	81.9	84.5	76.0	81.5	70.5	31.0	89.1	44.6	76.6	56.3	78.2	50.5	69.0	35.9	69.4	67.9	40.1	30.7	11.4	48.8	61.2	38.4	60.9	91.6	<b>70.3</b>
$M_0(0-15)$	93.5	81.1	89.3	84.3	84.6	85.4	30.0	92.9	47.5	79.0	57.8	86.0	85.5	84.7	36.4	71.3	74.3	-	-	-	-	-	-	74.3	94.1	84.2
$M_0(0-20)$	93.4	83.6	89.7	82.4	82.4	86.4	35.4	92.7	51.1	76.8	52.9	85.4	82.0	85.7	36.7	70.5	75.1	63.3	52.3	82.4	80.9	78.7	68.5	73.6	93.9	84.2




Figure 5: Sample qualitative results for the addition of 5 classes sequentially (*best viewed in colors*). The added classes are *boat*, *plant*, *sheep*, *cow* and *bottle*.




Figure 6: Qualitative comparison on sample scenes of the best model of Table 9 before and after the addition of a highly correlated class. The first two columns show the performance results after the addition of the *sheep* class while the last two deals with the addition of the *train* class (*best viewed in colors*).

basis of their occurrence inside the dataset in Table 10. Similar considerations as before hold, however the accuracy on new classes is slightly lower since less training samples are available for such classes. In this case the gain of mIoU is smaller because methods able to obtain very good results on new classes face issues with old ones and vice-versa, i.e., no single method is able to get a large improvement on both old and new classes, however  $\mathcal{L}''_D$  and  $\mathcal{L}''''_D$  are the best performing approaches in

this setting. A critical example is the behavior of the *sheep* class, whose accuracy is highly corrupted after the addition of the *cow* class. As already observed, those classes are highly correlated and the last class being added is more likely to be predicted by the network. As a result, the *sheep* class is very difficult to be detected at the end of the training steps with IoU ranging from just 1.6% of the baseline to 24.4% of the model  $M_5(16 \rightarrow 20)[E_F, \mathcal{L}'_D]$ .

As a final experiment, we investigate the sequential addition of the last 10 classes, i.e.,  $M_{10}(11 \rightarrow 20)$ : the results of per-class IoU are shown in Table 11. In this case the best strategy is to apply distillation on the intermediate feature space ( $\mathcal{L}''_D$ ), that allows to improve the mIoU of 18.2% with respect to the standard scheme achieving quite good performance in this extreme case. The result is even more effective because the proposed method outperforms the standard approach by 11.9% of mIoU on new classes and by 24.1% on old ones.

Again, we can confirm that correlated classes highly influence each other results: for example the addition of the *sheep* class (low IoU and high pixel accuracy) leads to a large degradation of the performance on the *cow* class (low IoU and low pixel accuracy). The same happens to the *bus* class when *train* is added. This phenomenon is mitigated by the proposed modifications which improve the IoU of the *cow* class from 7.8% of the baseline to 55.1% of the best proposed method and the IoU of the *bus* class from 1.5% to 74.0%.

#### 6.4. Experimental Results on MSRC-v2

Finally, we briefly show the per-class IoU results obtained on the MSRC-v2 dataset. We sort the classes according to their occurrence inside the dataset and we perform three experiments: we add the last class, the last 5 in a single shot or the last 5 sequentially. The results are shown in Tables 12, 13 and 14, respectively, while additional results on the per-class pixel accuracy is in the *supplementary material*.

Table 11: Per-class IoU of the proposed approaches on VOC2012 when 10 classes are added sequentially.

$M_{10}(11 \rightarrow 20)$	backgr.	aero	bike	bird	boat	bottle	bus	car	cat	chair	cow	mIoU old	din. table	dog	horse	mbike	person	plant	sheep	sofa	train	tv	mIoU new	mIoU	mPA	mCA	
Fine-tuning	86.7	29.0	28.0	49.7	2.2	54.4	1.5	54.7	75.3	29.4	7.8	38.0	46.5	60.7	17.0	23.3	75.1	29.1	38.0	31.5	27.6	11.6	36.0	37.1	83.6	49.0	
$\mathcal{L}'_D$	87.0	28.1	27.4	47.4	0.2	48.6	1.6	59.3	73.1	22.9	27.9	38.5	42.2	56.9	21.8	30.9	77.1	28.4	27.7	24.5	33.1	21.6	36.4	37.5	83.8	51.1	
$E_F, \mathcal{L}'_D$	89.5	66.1	28.3	72.7	58.3	70.7	74.0	78.2	80.3	27.7	55.1	<b>63.7</b>	45.7	56.2	<b>45.6</b>	41.5	74.8	37.2	36.9	26.7	59.2	<b>28.6</b>	45.2	48.3	86.6	61.9	
$\mathcal{L}''_D$	89.1	54.7	28.7	75.3	44.5	69.4	73.2	79.4	83.4	30.2	54.9	62.1	<b>48.5</b>	<b>62.4</b>	38.7	<b>48.5</b>	75.0	<b>40.8</b>	<b>52.9</b>	28.5	<b>59.8</b>	24.1	<b>47.9</b>	<b>55.3</b>	<b>88.5</b>	<b>66.7</b>	
$\mathcal{L}'''_D$	89.1	64.7	28.5	62.4	29.7	54.3	30.9	67.7	79.7	27.8	35.9	51.9	46.2	52.6	40.0	47.0	<b>77.3</b>	29.9	35.6	<b>33.3</b>	40.0	23.0	42.5	47.4	87.1	59.3	
$\mathcal{L}''''_D$	88.9	64.6	29.6	68.6	35.8	64.9	76.8	76.8	74.5	31.0	16.8	57.1	46.2	55.1	26.1	34.0	77.0	34.5	33.9	33.1	56.4	25.2	42.1	50.0	87.8	61.8	
$M_0(0-10)$	95.3	86.4	34.4	85.6	69.7	79.3	94.6	87.6	93.1	44.2	91.9	78.4	-	-	-	-	-	-	-	-	-	-	-	-	78.4	96.1	90.4
$M_0(0-20)$	93.4	85.4	36.7	85.7	63.3	78.7	92.7	82.4	89.7	35.4	80.9	74.9	52.9	82.4	82.0	76.8	83.6	52.3	82.4	51.1	86.4	70.5	72.1	73.6	93.9	84.2	

Table 12: Per-class IoU of the proposed approaches on MSRC-v2 when the last class, i.e., *boat*, is added

$M_1(20)$	grass	building	sky	road	tree	water	book	car	cow	bicycle	flower	body	sheep	sign	face	cat	chair	aeroplane	dog	bird	mIoU old	boat	mIoU	mPA	mCA
Fine-tuning	93.4	79.9	92.9	70.8	86.7	79.3	94.5	93.2	86.8	91.9	95.4	83.0	84.0	91.3	87.9	79.5	89.1	78.3	74.0	74.3	85.3	51.2	83.7	92.4	89.6
$\mathcal{L}'_D$	94.7	82.8	93.5	83.4	87.5	87.4	98.1	94.4	89.3	91.5	97.8	83.2	88.2	93.9	86.0	84.2	96.2	85.2	80.0	82.6	89.0	59.3	87.6	94.5	92.9
$E_F, \mathcal{L}'_D$	94.8	83.4	93.4	81.7	87.3	86.6	98.6	92.7	89.4	89.8	97.9	83.9	89.5	93.8	87.3	94.2	96.4	86.3	91.0	83.5	<b>90.1</b>	58.2	<b>88.6</b>	<b>94.6</b>	<b>93.7</b>
$\mathcal{L}''_D$	94.9	82.3	92.7	77.9	87.5	84.4	98.5	92.3	88.6	90.4	97.7	84.5	87.5	92.8	88.6	93.6	97.3	84.5	88.3	81.2	89.3	54.6	87.6	94.1	92.8
$\mathcal{L}'''_D$	94.8	83.7	94.1	80.8	88.1	84.6	97.5	90.8	86.6	88.2	97.9	84.9	82.8	95.4	88.6	76.1	94.6	83.3	71.2	81.3	87.2	40.8	85.0	93.9	91.1
$\mathcal{L}''''_D$	94.3	81.9	93.2	63.5	87.2	74.5	98.7	91.2	88.9	89.6	97.9	85.9	87.8	91.0	91.4	74.0	92.7	82.2	68.0	79.9	85.7	<b>66.9</b>	84.8	92.4	91.1
$M_0(0-19)$	94.9	84.7	93.3	88.7	88.9	90.9	98.6	94.4	89.0	89.6	98.0	83.7	89.6	94.1	86.7	95.0	95.4	86.2	92.4	82.1	90.8	-	90.8	95.5	96.0
$M_0(0-20)$	94.8	82.3	94.6	87.3	88.8	92.5	98.6	94.1	90.9	89.7	98.0	87.4	92.0	91.2	89.9	93.9	95.9	84.8	90.3	87.3	86.7	75.1	90.5	95.4	95.5

Table 13: Per-class IoU of the proposed approaches on MSRC-v2 when 5 classes are added at once.

$M_1(16-20)$	grass	building	sky	road	tree	water	book	car	cow	bicycle	flower	body	sheep	sign	face	cat	mIoU old	chair	aeroplane	dog	bird	boat	mIoU new	mIoU	mPA	mCA	
Fine-tuning	91.9	79.5	93.9	83.9	84.1	88.5	96.0	94.0	49.0	91.6	93.8	82.9	59.3	87.3	90.4	37.5	81.5	86.3	74.9	43.6	66.4	63.5	67.0	78.0	91.1	85.2	
$\mathcal{L}'_D$	93.5	81.0	91.5	81.9	86.6	84.8	98.4	94.2	86.3	90.5	96.5	77.3	81.8	95.8	89.6	69.8	87.5	91.0	78.1	69.0	69.9	67.6	75.1	84.5	93.3	<b>90.8</b>	
$E_F, \mathcal{L}'_D$	94.4	80.7	91.6	83.2	86.7	83.5	98.8	92.6	80.7	88.5	97.0	66.3	78.8	96.1	89.2	58.8	85.4	89.7	67.4	52.8	67.4	54.5	66.4	80.9	92.4	87.6	
$\mathcal{L}''_D$	93.3	80.4	92.8	85.6	87.5	88.9	98.7	94.0	72.1	89.1	95.7	80.8	81.4	91.2	86.4	57.2	85.9	87.7	72.5	62.4	71.1	66.5	72.0	82.6	93.1	88.5	
$\mathcal{L}'''_D$	94.8	81.6	93.4	85.4	87.8	88.0	95.8	94.0	87.4	87.8	96.0	84.9	83.1	91.5	89.0	68.2	<b>88.0</b>	88.3	81.4	70.1	78.5	59.8	<b>75.6</b>	<b>85.1</b>	<b>93.9</b>	<b>90.8</b>	
$\mathcal{L}''''_D$	92.3	79.5	93.5	83.5	85.7	88.9	95.7	94.0	73.8	91.7	93.9	84.4	72.8	87.9	90.0	45.6	84.6	84.2	67.8	55.1	71.4	59.1	67.5	80.5	92.2	86.7	
$M_0(0-15)$	94.2	83.5	89.7	85.7	88.9	88.3	98.9	94.5	88.8	89.0	98.0	85.0	91.6	95.1	89.8	96.4	91.1	-	-	-	-	-	-	-	91.1	95.2	96.0
$M_0(0-20)$	94.8	82.3	94.6	87.3	88.8	92.5	98.6	94.1	90.9	89.7	98.0	87.4	92.0	91.2	89.9	93.9	91.6	95.9	84.8	90.3	87.3	75.1	86.7	90.5	95.4	95.5	

Table 14: Per-class IoU of the proposed approaches on MSRC-v2 when 5 classes are added sequentially.

$M_5(16 \rightarrow 20)$	grass	building	sky	road	tree	water	book	car	cow	bicycle	flower	body	sheep	sign	face	cat	mIoU old	chair	aeroplane	dog	bird	boat	mIoU new	mIoU	mPA	mCA	
Fine-tuning	86.3	71.8	93.4	69.4	77.1	67.0	90.7	71.8	53.0	88.7	79.6	69.1	49.6	74.8	90.3	34.5	72.9	34.2	51.6	35.6	17.7	35.5	34.9	63.9	83.8	73.2	
$\mathcal{L}'_D$	92.7	78.9	90.7	74.5	86.2	71.6	97.8	93.7	88.7	90.8	95.5	67.7	77.4	93.4	88.2	64.9	84.5	<b>83.4</b>	<b>69.8</b>	<b>47.2</b>	41.3	<b>54.7</b>	<b>59.3</b>	<b>78.5</b>	90.7	<b>86.9</b>	
$E_F, \mathcal{L}'_D$	92.9	79.5	90.4	81.2	85.3	81.2	99.0	93.3	82.2	88.7	96.0	67.6	67.5	92.8	87.6	79.5	85.3	82.0	50.3	29.7	35.1	40.2	47.5	76.3	90.6	84.8	
$\mathcal{L}''_D$	91.5	78.7	91.5	75.8	86.6	77.9	98.6	94.1	84.6	89.8	97.0	80.1	74.6	87.1	86.3	78.0	85.8	75.3	46.8	30.7	43.2	31.7	45.5	76.2	90.5	83.3	
$\mathcal{L}'''_D$	93.2	81.9	93.5	79.3	87.4	77.4	98.2	90.4	86.4	85.0	95.1	78.1	70.7	93.2	84.2	85.1	<b>86.2</b>	41.6	61.7	40.9	<b>68.3</b>	16.2	45.7	76.6	<b>91.1</b>	84.5	
$\mathcal{L}''''_D$	91.2	78.4	94.7	62.0	81.1	64.8	96.4	91.1	22.6	88.6	94.2	82.5	47.2	85.0	91.0	30.0	75.0	55.3	51.4	36.2	16.9	42.0	40.3	66.8	85.4	75.6	
$M_0(0-15)$	94.2	83.5	89.7	85.7	88.9	88.3	98.9	94.5	88.8	89.0	98.0	85.0	91.6	95.1	89.8	96.4	91.1	-	-	-	-	-	-	-	91.1	95.2	96.0
$M_0(0-20)$	94.8	82.3	94.6	87.3	88.8	92.5	98.6	94.1	90.9	89.7	98.0	87.4	92.0	91.2	89.9	93.9	91.6	95.9	84.8	90.3	87.3	75.1	86.7	90.5	95.4	95.5	

Table 12 shows the results for the addition of the last class, i.e., *boat*. The average accuracies are higher on this dataset, however also in this case the fine-tuning approach is surpassed by all the proposed methods, proving the effectiveness of the distillation strategies. As already noticed in Table 1, the best method when adding only one class is  $M_1(20)[\mathcal{L}'_D, E_F]$ . The best strategy to learn the new class, instead, is  $M_1(20)[\mathcal{L}''_D]$  which significantly outperforms all the other methods. A qualitative example is shown in the first row of Figure 7, where we can notice how the fine-tuning tends to find *boat* samples close to the water, while no boat is present in this image. This artifact is reduced by  $\mathcal{L}'_D$  and  $\mathcal{L}''_D$  and completely removed by  $\mathcal{L}'''_D$  and  $\mathcal{L}''''_D$ .

The second scenario regards the addition of the last five classes at once (Table 13). Here the best strategy is  $M_1(16 - 20)[\mathcal{L}''_D]$  with an overall gap of 7.1% of mIoU. The most challenging aspect on this dataset is the recognition of new classes in place of similar old ones; especially the *cat* and *cow* classes are frequently exchanged for the newly introduced *dog* class (as can be verified looking at the per-class IoU and pixel accuracies). For example, the pixel accuracy of the cat raises from 37.5% of fine-tuning to 71% for the best proposed approach. On this dataset the classes appear mainly alone or with few other classes in the images, thus it is less likely to observe the effects of the correlation between classes belonging to similar contexts. In the visual example in second row of Figure 7 the fine-tuning approach misled the cat as a dog (which is among the classes being added). The issue is mitigated by the proposed strategies that are able to detect at least part of the object as a cat.

As third experiment, we consider the sequential addition of five classes in Table 14. Here the drop in accuracy is larger and the performance on some newly introduced classes are poor due to the limited number of samples in this smaller dataset. We can appreciate how the best proposed strategies,  $\mathcal{L}'_D$  and  $\mathcal{L}''_D$ , are able to largely outperform the fine-tuning approach by a huge margin. In the visual example in row 3 of Figure 7, the *cars* are misled with *boats* and *aeroplanes* when fine-tuning, while the proposed strategies almost completely solve the problem.

## 7. Conclusion and Future Work

In this work we started by formally introducing the problem of incremental learning for semantic segmentation. Then, we propose four novel knowledge distillation strategies for this task that have been combined with a standard cross-entropy loss to optimize the performance on new classes while preserving at the same time high accuracy on old ones. Our method does not need any stored image regarding the previous sets of classes making it suitable for applications with strict privacy and storage requirements. Additionally, only the previous model is used to update the current one, thus reducing the memory consumption.

Extensive experiments on Pascal VOC2012 and MSRC-v2 datasets show that the proposed methodologies are able to largely outperform the fine-tuning approach, where no additional provisions are exploited. We were able to alleviate the

phenomenon of catastrophic forgetting, which proved to be critical also in incremental learning for semantic segmentation. Freezing the encoder and distilling previous knowledge proved to act as powerful regularization constraints. In this way, old classes were better preserved and also new ones were better recognized with respect to fine-tuning.

However, incremental learning for semantic segmentation is a novel task and there is still space for improvement, as proved by the gap from the results achieved by the same network architecture with a single-step training, i.e., when all training examples are available and employed at the same time. To this aim, in the future we plan to incorporate GANs inside our framework to generate images containing previous classes and to develop novel regularization strategies. Finally, we will consider the scenario in which classes that will appear in the future are present from the beginning but labeled as background.

## References

- [1] K. Shmelkov, C. Schmid, K. Alahari, Incremental learning of object detectors without catastrophic forgetting, in: Proceedings of International Conference on Computer Vision (ICCV), 2017, pp. 3400–3409.
- [2] Y. Wu, Y. Chen, L. Wang, Y. Ye, Z. Liu, Y. Guo, Z. Zhang, Y. Fu, Incremental classifier learning with generative adversarial networks, arXiv preprint arXiv:1802.00853.
- [3] F. M. Castro, M. J. Marín-Jiménez, N. Guil, C. Schmid, K. Alahari, End-to-end incremental learning, in: Proceedings of European Conference on Computer Vision (ECCV), 2018, pp. 233–248.
- [4] S.-A. Rebuffi, A. Kolesnikov, G. Sperl, C. H. Lampert, icarl: Incremental classifier and representation learning, in: Proceedings of IEEE Conference on Computer Vision and Pattern Recognition (CVPR), 2017, pp. 2001–2010.
- [5] Z. Li, D. Hoiem, Learning without forgetting, IEEE Transactions on Pattern Analysis and Machine Intelligence (PAMI) 40 (12) (2018) 2935–2947.
- [6] P. Zhou, L. Mai, J. Zhang, N. Xu, Z. Wu, L. S. Davis, M2kd: Multi-model and multi-level knowledge distillation for incremental learning, Proceedings of IEEE Conference on Computer Vision and Pattern Recognition (CVPR).
- [7] T. Furlanello, J. Zhao, A. M. Saxe, L. Itti, B. S. Tjan, Active long term memory networks, arXiv preprint arXiv:1606.02355.
- [8] H. Shin, J. K. Lee, J. Kim, J. Kim, Continual learning with deep generative replay, in: Neural Information Processing Systems (NeurIPS), 2017, pp. 2990–2999.
- [9] R. Aljundi, F. Babiloni, M. Elhoseiny, M. Rohrbach, T. Tuytelaars, Memory aware synapses: Learning what (not) to forget, in: Proceedings of European Conference on Computer Vision (ECCV), 2018, pp. 139–154.
- [10] M. Biassetton, U. Michieli, G. Agresti, P. Zanuttigh, Unsupervised Domain Adaptation for Semantic Segmentation of Urban Scenes, Proceedings of IEEE Conference on Computer Vision and Pattern Recognition Workshops (CVPRW).
- [11] U. Michieli, M. Biassetton, G. Agresti, P. Zanuttigh, Adversarial Learning and Self-Teaching Techniques for Domain Adaptation in Semantic Segmentation, arXiv preprint arXiv:1909.00781.
- [12] U. Michieli, L. Badia, Game Theoretic Analysis of Road User Safety Scenarios Involving Autonomous Vehicles, in: IEEE International Symposium on Personal, Indoor and Mobile Radio Communications, 2018, pp. 1377–1381.
- [13] U. Michieli, P. Zanuttigh, Incremental Learning Techniques for Semantic Segmentation, in: Proceedings of International Conference on Computer Vision Workshops (ICCVW), 2019.
- [14] F. Tung, G. Mori, Similarity-preserving knowledge distillation, in: Proceedings of International Conference on Computer Vision (ICCV), 2019, pp. 1365–1374.
- [15] J. Long, E. Shelhamer, T. Darrell, Fully convolutional networks for semantic segmentation, in: Proceedings of IEEE Conference on Computer Vision and Pattern Recognition (CVPR), 2015, pp. 3431–3440.



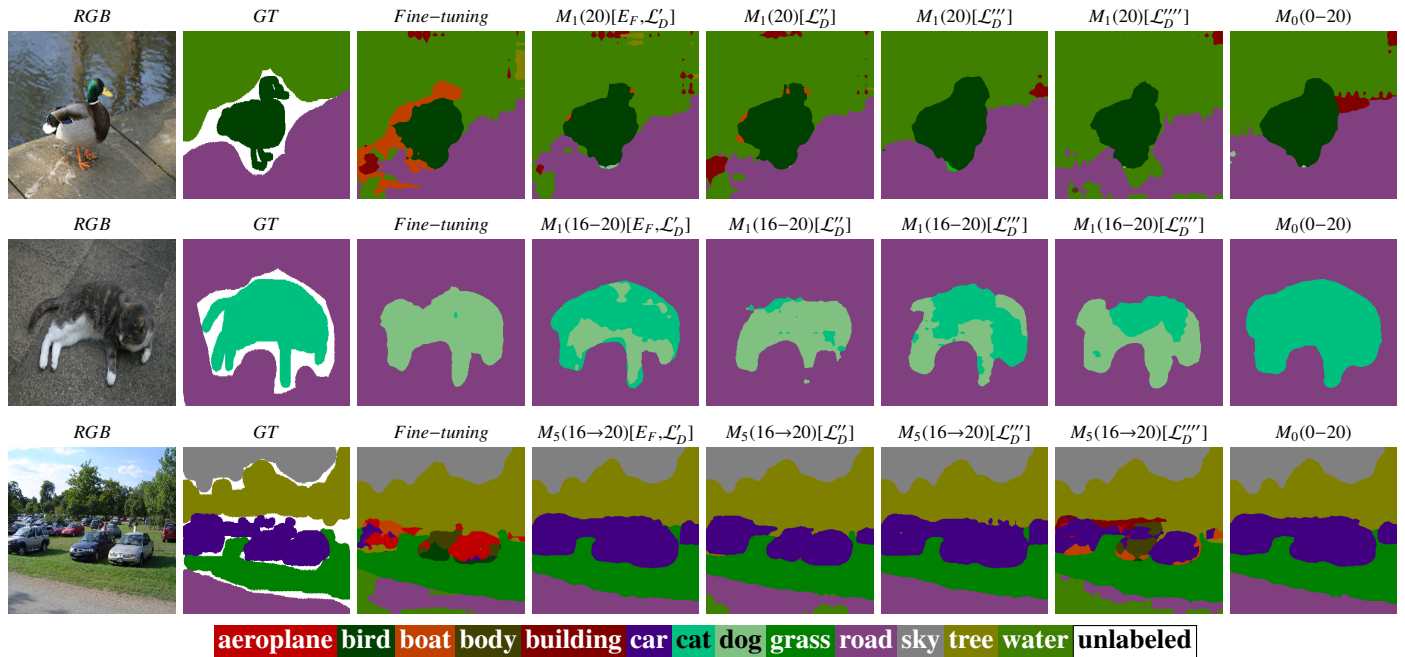


Figure 7: Qualitative results on sample scenes on MSRC-v2 (*best viewed in colors*). The first row regards the addition of the last class (i.e., *boat*), the second row regards the addition of the last 5 classes at once, the third row regards the addition of the last 5 classes sequentially. The classes added are respectively *chair*, *aeroplane*, *dog*, *bird*, *boat*.

- [16] F. Yu, V. Koltun, T. Funkhouser, Dilated residual networks, in: Proceedings of IEEE Conference on Computer Vision and Pattern Recognition (CVPR), 2017, pp. 472–480.
- [17] H. Zhao, J. Shi, X. Qi, X. Wang, J. Jia, Pyramid scene parsing network, in: Proceedings of IEEE Conference on Computer Vision and Pattern Recognition (CVPR), 2017, pp. 2881–2890.
- [18] L.-C. Chen, G. Papandreou, I. Kokkinos, K. Murphy, A. L. Yuille, Deeplab: Semantic image segmentation with deep convolutional nets, atrous convolution, and fully connected crfs, IEEE Transactions on Pattern Analysis and Machine Intelligence (PAMI) 40 (4) (2018) 834–848.
- [19] A. Garcia-Garcia, S. Orts-Escolano, S. Oprea, V. Villena-Martinez, J. Garcia-Rodríguez, A review on deep learning techniques applied to semantic segmentation, arXiv preprint arXiv:1704.06857.
- [20] Y. Guo, Y. Liu, T. Georgiou, M. S. Lew, A review of semantic segmentation using deep neural networks, International Journal of Multimedia Information Retrieval 7 (2) (2018) 87–93.
- [21] X. Liu, Z. Deng, Y. Yang, Recent progress in semantic image segmentation, Artificial Intelligence Review 52 (2) (2019) 1089–1106.
- [22] G. I. Parisi, R. Kemker, J. L. Part, C. Kanan, S. Wermter, Continual life-long learning with neural networks: A review, Neural Networks.
- [23] T. Lesort, V. Lomonaco, A. Stoian, D. Maltoni, D. Filliat, N. Díaz-Rodríguez, Continual learning for robotics: Definition, framework, learning strategies, opportunities and challenges, Information Fusion 58 (2020) 52–68.
- [24] M. McCloskey, N. J. Cohen, Catastrophic interference in connectionist networks: The sequential learning problem, in: Psychology of learning and motivation, Vol. 24, Elsevier, 1989, pp. 109–165.
- [25] R. M. French, Catastrophic forgetting in connectionist networks, Trends in Cognitive Sciences 3 (4) (1999) 128–135.
- [26] I. J. Goodfellow, M. Mirza, D. Xiao, A. Courville, Y. Bengio, An empirical investigation of catastrophic forgetting in gradient-based neural networks, International Conference on Learning Representations (ICLR).
- [27] S. Thrun, Is learning the  $n$ -th thing any easier than learning the first?, in: Neural Information Processing Systems (NeurIPS), 1996, pp. 640–646.
- [28] R. Polikar, L. Upda, S. S. Upda, V. Honavar, Learn++: An incremental learning algorithm for supervised neural networks, IEEE Transactions on Systems, Man, and Cybernetics, part C (Applications and Reviews) 31 (4) (2001) 497–508.
- [29] G. Cauwenberghs, T. Poggio, Incremental and decremental support vector machine learning, in: Neural Information Processing Systems (NeurIPS), 2001, pp. 409–415.
- [30] T. Xiao, J. Zhang, K. Yang, Y. Peng, Z. Zhang, Error-driven incremental learning in deep convolutional neural network for large-scale image classification, in: Proceedings of the ACM International Conference on Multimedia, ACM, 2014, pp. 177–186.
- [31] D. Roy, P. Panda, K. Roy, Tree-CNN: a hierarchical deep convolutional neural network for incremental learning, arXiv preprint arXiv:1802.05800.
- [32] R. Istrate, A. C. I. Malossi, C. Bekas, D. Nikolopoulos, Incremental training of deep convolutional neural networks, arXiv preprint arXiv:1803.10232.
- [33] S. S. Sarwar, A. Ankit, K. Roy, Incremental learning in deep convolutional neural networks using partial network sharing, arXiv preprint arXiv:1712.02719.
- [34] X. Dai, H. Yin, N. K. Jha, Incremental learning using a grow-and-prune paradigm with efficient neural networks, arXiv preprint arXiv:1905.10952.
- [35] J. Kirkpatrick, R. Pascanu, N. Rabinowitz, J. Veness, G. Desjardins, A. A. Rusu, K. Milan, J. Quan, T. Ramalho, A. Grabska-Barwinska, D. Hassabis, C. Clopath, D. Kumaran, R. Hadsell, Overcoming catastrophic forgetting in neural networks, Proceedings of the National Academy of Sciences (PNAS) 114 (13) (2017) 3521–3526.
- [36] M. Oquab, L. Bottou, I. Laptev, J. Sivic, Learning and transferring mid-level image representations using convolutional neural networks, in: Proceedings of IEEE Conference on Computer Vision and Pattern Recognition (CVPR), 2014, pp. 1717–1724.
- [37] G. Hinton, O. Vinyals, J. Dean, Distilling the knowledge in a neural network, Neural Information Processing Systems, Deep Learning and Representation Learning Workshop.
- [38] C. Bucilua, R. Caruana, A. Niculescu-Mizil, Model compression, in: Proc of the ACM International Conference on Knowledge Discovery and Data Mining, ACM, 2006, pp. 535–541.
- [39] P. Dhar, R. V. Singh, K.-C. Peng, Z. Wu, R. Chellappa, Learning without memorizing, arXiv preprint arXiv:1811.08051.
- [40] J. Zhang, J. Zhang, S. Ghosh, D. Li, S. Tasci, L. Heck, H. Zhang, C.-C. J. Kuo, Class-incremental learning via deep model consolidation, arXiv preprint arXiv:1903.07864.
- [41] D. Lopez-Paz, M. Ranzato, Gradient episodic memory for continual



- learning, in: *Neural Information Processing Systems (NeurIPS)*, 2017.
- [42] A. Chaudhry, P. K. Dokania, T. Ajanthan, P. H. Torr, Riemannian walk for incremental learning: Understanding forgetting and intransigence, in: *Proceedings of European Conference on Computer Vision (ECCV)*, 2018, pp. 532–547.
- [43] S. Hou, X. Pan, C. Change Loy, Z. Wang, D. Lin, Lifelong learning via progressive distillation and retrospection, in: *Proceedings of European Conference on Computer Vision (ECCV)*, 2018, pp. 437–452.
- [44] O. Tasar, Y. Tarabalka, P. Alliez, Incremental Learning for Semantic Segmentation of Large-Scale Remote Sensing Data, arXiv preprint arXiv:1810.12448.
- [45] M. Welling, Herding dynamical weights to learn, in: *Proceedings of the Annual International Conference on Machine Learning (ICML)*, ACM, 2009.
- [46] R. Aljundi, E. Belilovsky, T. Tuytelaars, L. Charlin, M. Caccia, M. Lin, L. Page-Caccia, Online continual learning with maximal interfered retrieval, in: *Neural Information Processing Systems (NeurIPS)*, 2019, pp. 11849–11860.
- [47] D. Li, S. Tasci, S. Ghosh, J. Zhu, J. Zhang, L. Heck, Efficient incremental learning for mobile object detection, arXiv preprint arXiv:1904.00781.
- [48] M. Everingham, L. Van Gool, C. K. I. Williams, J. Winn, A. Zisserman, The PASCAL Visual Object Classes Challenge 2012 Results”.
- [49] J. Shotton, J. Winn, C. Rother, A. Criminisi, Textonboost for image understanding: Multi-class object recognition and segmentation by jointly modeling texture, layout, and context, *International Journal of Computer Vision (IJCV)* 81 (1) (2009) 2–23.
- [50] V. Nekrasov, Pre-computed weights for ResNet-101, <https://github.com/DrSleep/tensorflow-deeplab-resnet> (Accessed: 2019-09-20).
- [51] T.-Y. Lin, M. Maire, S. Belongie, J. Hays, P. Perona, D. Ramanan, P. Dollár, C. L. Zitnick, Microsoft coco: Common objects in context, in: *Proceedings of European Conference on Computer Vision (ECCV)*, Springer, 2014, pp. 740–755.
- [52] Y. Wu, Y. Chen, L. Wang, Y. Ye, Z. Liu, Y. Guo, Y. Fu, Large scale incremental learning, in: *Proceedings of IEEE Conference on Computer Vision and Pattern Recognition (CVPR)*, 2019.
- [53] C. Guo, G. Pleiss, Y. Sun, K. Q. Weinberger, On calibration of modern neural networks, in: *Proceedings of the International Conference on Machine Learning*, 2017, pp. 1321–1330.
- [54] G. Csurka, D. Larlus, F. Perronnin, F. Meylan, What is a good evaluation measure for semantic segmentation?, in: *Proceedings of British Machine Vision Conference (BMVC)*, Vol. 27, 2013, p. 2013.
- [55] J. Shotton, M. Johnson, R. Cipolla, Semantic texton forests for image categorization and segmentation, in: *2008 IEEE Conference on Computer Vision and Pattern Recognition*, IEEE, 2008, pp. 1–8.
- [56] M. Abadi, P. Barham, J. Chen, Z. Chen, A. Davis, J. Dean, M. Devin, S. Ghemawat, G. Irving, M. Isard, et al., Tensorflow: A system for large-scale machine learning, in: *12th {USENIX} Symposium on Operating Systems Design and Implementation ({OSDI} 16)*, 2016, pp. 265–283.

# Knowledge Distillation for Incremental Learning in Semantic Segmentation Supplementary Material

Umberto Michieli and Pietro Zanuttigh

*University of Padova,*

*Department of Information Engineering, Via G. Gradenigo 6/b, 35131, Padova, Italy*

In this document we present some additional results related to the paper *Knowledge Distillation for Incremental Learning in Semantic Segmentation*. In particular, we analyze the per-class pixel accuracy in various scenarios on the Pascal VOC2012 and on the MSRC-v2 datasets.

## 8. Additional Results on Pascal VOC2012

In Table 1 the per-class pixel accuracy when adding the last class, i.e. *tv/monitor*, is reported. The comparison of Table 1 with the IoU data in the corresponding table of the main paper, clearly shows that the simple *fine-tuning* strategy tends to overestimate the presence of the last class being added, as proved by a very high pixel accuracy and a low Intersection over Union on the *tv/monitor* class. The proposed strategies strongly reduce this issue.

In Table 2 the per-class pixel accuracy when adding the last five classes at once is reported. Again, comparing it with the Table in the main paper, we can confirm that *fine-tuning* tends to overestimate the presence of the last classes being added, thus leading to a very high pixel accuracy but a very low Intersection over Union over them.

In Table 3 the per-class pixel accuracy when adding the last five classes sequentially is reported. Comparing it with the Table in the main paper, we can again confirm that *fine-tuning* tends to overestimate the presence of the last classes being added and tends to dramatically forget previously learned classes. In particular notice the very low accuracy on the *bus* and *cow* classes, that are similar to some of the new ones and how the proposed strategies allows to obtain huge improvements on them.

## 9. Additional Results on MSRC-v2

In this section we present the results on the MSRC-v2 test set. In Table 4 the per-class pixel accuracy is shown after the addition of the last class, i.e., the boat.

Table 5 shows the per-class pixel accuracy after the addition of the last five classes at once. We can observe that new classes are in general well recognized (the MSRC-v2 dataset is on average less challenging than Pascal VOC2012). However, previously learned classes are easily forget. For example, the addition of the *dog* class (that has a high pixel accuracy of 97.6%) has a great impact on already learned visually similar classes such as *cat*, *cow* and *sheep* (we can observe low pixel accuracy values for them).

Similar considerations also hold for the sequential addition of the last five classes to the model, whose results are reported in Table 6.

Table 1: Per-class pixel accuracy of the proposed approaches on VOC2012 when the last class, i.e., the tv/monitor class, is added.

$M_1(20)$	backgr.	aero	bike	bird	boat	bottle	bus	car	cat	chair	cow	din. table	dog	horse	mbike	person	plant	sheep	sofa	train	mCA old	tv	mIoU	mPA	mCA
Fine-tuning	94.7	83.9	66.9	90.2	63.9	80.2	86.6	81.6	93.6	46.1	80.9	57.4	87.8	90.4	72.4	87.8	48.5	81.1	56.2	71.8	76.1	<b>84.3</b>	65.1	90.7	76.5
$\mathcal{L}'_D$ *	96.2	89.8	77.0	93.2	73.1	83.7	93.7	91.0	94.4	44.5	79.8	55.4	86.6	91.7	85.3	88.2	50.3	81.8	52.9	85.5	79.7	76.4	68.4	92.5	79.5
$\mathcal{L}'_D$	96.6	92.5	56.2	93.7	76.3	84.5	95.4	90.1	95.9	41.4	86.1	61.3	90.4	91.3	83.8	88.7	60.8	83.7	66.1	83.7	80.9	64.6	70.4	93.2	80.1
$E_F$	96.5	91.4	56.6	94.6	79.8	83.0	97.1	87.4	95.5	33.8	90.1	66.8	92.6	94.1	89.2	86.1	64.0	87.9	62.5	86.6	81.8	74.3	70.5	93.2	81.4
$E_F, \mathcal{L}'_D$	96.7	92.3	73.8	93.5	84.6	87.3	97.5	91.8	94.9	38.7	88.4	63.2	92.0	92.5	91.6	88.5	62.7	86.5	64.0	91.0	83.6	57.6	<b>72.0</b>	<b>93.6</b>	82.3
$E_{2LF}, \mathcal{L}'_D$	96.6	89.9	64.9	93.1	76.5	85.0	95.3	91.4	95.7	41.8	86.5	60.3	90.9	90.6	83.5	88.1	59.7	84.7	65.3	87.9	81.4	67.4	70.7	93.2	80.7
$\mathcal{L}''_D$	96.2	93.3	69.6	95.4	84.5	87.0	97.6	91.0	96.1	41.2	91.4	71.6	93.4	91.5	90.9	85.8	63.2	85.1	69.4	88.6	<b>84.1</b>	68.0	71.6	93.4	<b>83.4</b>
$\mathcal{L}'''_D$	95.6	91.0	64.7	93.3	76.7	87.3	95.8	90.2	95.1	53.1	86.0	65.0	92.5	87.9	82.1	88.6	66.2	83.6	57.9	90.8	82.2	67.5	69.5	92.6	81.5
$E_F, \mathcal{L}'''_D$	95.8	94.8	58.8	95.0	86.8	88.7	96.4	89.9	95.6	41.1	90.9	68.7	94.2	91.7	89.9	86.3	70.5	88.7	61.6	88.7	83.7	60.9	70.1	93.0	82.6
$\mathcal{L}''''_D$ *	96.1	92.3	68.3	93.9	75.8	83.7	91.0	88.8	95.3	47.0	91.4	64.6	91.1	92.0	86.9	86.9	63.0	87.3	66.0	85.9	82.4	75.1	70.2	92.9	82.0
$\mathcal{L}''''_D$	96.1	91.8	63.9	93.7	79.7	85.0	92.7	89.0	95.6	48.2	90.5	66.4	91.2	92.2	86.2	87.0	63.1	86.7	66.2	87.4	82.6	75.3	70.6	93.1	82.3
$M_0(0-19)$	96.8	94.6	82.1	92.4	85.6	88.4	97.1	92.2	94.1	48.5	89.2	64.0	90.6	90.4	90.3	88.8	65.5	86.0	56.0	92.6	84.3	-	73.4	93.9	84.3
$M_0(0-20)$	96.7	94.8	76.6	92.6	86.3	87.4	97.7	93.0	94.6	52.2	90.1	55.8	90.9	90.5	89.6	89.8	65.1	86.2	63.8	93.6	84.4	81.0	73.6	93.9	84.2

Table 2: Per-class pixel accuracy of the proposed approaches on VOC2012 when 5 classes are added at once.

$M_1(16 \rightarrow 20)$	backgr.	aero	bike	bird	boat	bottle	bus	car	cat	chair	cow	din. table	dog	horse	mbike	person	mCA old	plant	sheep	sofa	train	tv	mCA new	mIoU	mPA	mCA
Fine-tuning	93.5	59.7	69.5	69.3	66.9	64.7	59.9	87.2	86.6	36.5	12.7	53.9	79.7	63.8	83.1	89.7	67.3	61.0	93.0	79.6	92.9	80.0	81.3	55.4	88.4	70.6
$\mathcal{L}'_D$	95.5	88.7	77.0	90.6	83.1	80.2	88.6	93.2	90.0	47.9	75.6	47.3	81.5	85.7	85.9	90.4	<b>81.3</b>	39.7	88.0	55.6	86.2	68.1	67.5	<b>65.8</b>	<b>91.6</b>	<b>78.1</b>
$E_F, \mathcal{L}'_D$	96.0	86.6	71.3	80.3	79.1	81.2	66.7	91.3	92.4	43.9	60.0	63.2	89.9	83.3	89.6	88.2	78.9	44.7	89.4	57.0	83.0	61.0	67.0	64.3	91.5	76.1
$E_{2LF}, \mathcal{L}'_D$	94.9	81.8	75.3	86.4	78.2	74.5	83.2	92.5	90.4	45.2	61.2	49.7	81.4	84.0	85.1	89.9	78.4	47.5	90.8	67.2	88.1	71.0	72.9	64.0	91.0	77.1
$\mathcal{L}''_D$	94.4	84.3	67.1	82.6	74.8	77.0	74.0	89.8	92.0	39.7	0.4	62.7	86.5	75.1	87.0	89.1	73.5	58.7	90.9	78.9	90.9	76.7	79.2	60.5	90.0	74.9
$\mathcal{L}'''_D$	94.5	91.9	62.4	85.1	78.5	83.0	85.4	92.2	93.2	42.0	35.2	62.3	91.4	86.5	87.9	90.5	78.9	51.0	89.3	69.4	87.6	66.4	72.7	63.9	91.0	77.4
$\mathcal{L}''''_D$	94.2	84.9	63.3	82.7	73.2	75.0	69.1	90.5	94.2	40.4	4.8	62.1	85.9	65.2	87.2	87.2	72.5	57.6	90.6	77.9	90.2	77.3	78.7	59.5	89.7	74.0
$M_0(0 \rightarrow 15)$	96.9	94.8	77.8	93.4	87.1	86.7	97.1	92.8	94.8	53.5	91.3	56.6	90.2	89.6	90.9	89.4	86.4	-	-	-	-	-	-	75.5	94.6	86.4
$M_0(0 \rightarrow 20)$	96.7	94.8	76.6	92.6	86.3	87.4	97.7	93.0	94.6	52.2	90.1	55.8	90.9	90.5	89.6	89.8	86.2	65.1	86.2	63.8	93.6	81.0	78.0	73.6	93.9	84.2

Table 3: Per-class pixel accuracy of the proposed approaches on VOC2012 when 10 classes are added sequentially.

$M_{10}(11 \rightarrow 20)$	backgr.	aero	bike	bird	boat	bottle	bus	car	cat	chair	cow	mCA old	din. table	dog	horse	mbike	person	plant	sheep	sofa	train	tv	mCA new	mIoU	mPA	mCA	
Fine-tuning	93.7	29.0	55.2	49.8	2.2	59.8	1.5	55.3	89.7	38.4	7.8	43.8	51.0	78.2	17.1	23.4	<b>89.3</b>	30.1	62.0	66.8	43.5	<b>84.7</b>	54.6	37.1	83.6	49.0	
$\mathcal{L}'_D$	93.2	28.1	48.5	47.4	0.2	50.4	1.6	60.7	79.2	25.3	28.0	42.0	45.4	66.3	22.3	31.4	88.9	32.4	<b>83.5</b>	<b>78.8</b>	<b>81.3</b>	79.6	61.0	37.5	83.8	51.1	
$E_F, \mathcal{L}'_D$	94.8	66.5	53.9	75.0	66.0	80.5	75.4	82.4	87.8	36.8	60.5	<b>70.9</b>	56.8	80.3	<b>47.6</b>	42.7	81.8	<b>50.3</b>	68.8	64.7	72.1	65.1	63.0	48.3	86.6	61.9	
$\mathcal{L}''_D$	94.7	54.9	53.1	77.0	46.5	81.2	74.5	82.9	95.6	41.6	60.1	69.3	<b>57.7</b>	<b>84.9</b>	40.0	<b>50.5</b>	80.8	49.2	62.9	70.8	66.2	75.0	<b>63.8</b>	<b>55.3</b>	<b>88.5</b>	<b>66.7</b>	
$\mathcal{L}'''_D$	94.8	65.4	53.6	63.0	30.0	59.3	31.0	69.5	91.2	33.5	36.5	57.1	50.6	83.3	43.4	48.6	<b>89.3</b>	31.7	46.2	70.4	71.9	82.4	61.8	47.4	87.1	59.3	
$\mathcal{L}''''_D$	94.9	65.1	56.6	70.0	36.9	75.8	78.5	84.9	93.9	47.1	17.0	65.5	56.6	77.8	26.4	34.6	88.4	37.2	47.7	67.4	59.9	81.8	57.8	50.0	87.8	61.8	
$M_0(0 \rightarrow 10)$	96.9	94.7	88.2	93.7	89.5	90.4	96.7	94.6	96.2	58.1	95.2	90.4	-	-	-	-	-	-	-	-	-	-	-	-	78.4	96.1	90.4
$M_0(0 \rightarrow 20)$	96.7	94.8	76.6	92.6	86.3	87.4	97.7	93.0	94.6	52.2	90.1	87.4	55.8	90.9	90.5	89.6	89.8	65.1	86.2	63.8	93.6	81.0	80.6	73.6	93.9	84.2	

Table 4: Per-class pixel accuracy of the proposed approaches on MSRC-v2 when the last class, i.e. boat, is added

$M_1(20)$	grass	building	sky	road	tree	water	book	car	cow	bicycle	flower	body	sheep	sign	face	cat	chair	aeroplane	dog	bird	mCA old	boat	mIoU	mPA	mCA
Fine-tuning	98.5	92.4	95.5	71.4	94.2	98.2	94.8	97.3	91.8	97.2	95.4	89.2	95.9	94.2	98.1	83.1	90.0	79.7	80.6	75.3	90.6	68.9	83.7	92.4	89.6
$\mathcal{L}'_D$	97.7	91.0	95.6	86.8	94.6	95.8	98.7	98.6	95.4	98.4	97.9	88.9	98.0	97.2	98.7	87.4	98.0	89.3	88.0	88.5	94.2	65.9	87.6	94.5	92.9
$E_F, \mathcal{L}'_D$	97.7	90.3	95.3	84.3	95.6	96.1	99.0	99.1	94.1	98.4	97.9	89.0	98.4	97.3	98.3	98.8	99.1	92.3	93.9	89.4	<b>95.2</b>	64.4	<b>88.6</b>	<b>94.6</b>	<b>93.7</b>
$\mathcal{L}''_D$	98.1	91.5	94.2	79.0	95.8	98.1	98.6	98.7	91.9	98.4	97.7	90.4	98.0	95.0	97.9	98.5	98.5	89.5	92.0	84.0	94.3	61.9	87.6	94.1	92.8
$\mathcal{L}'''_D$	98.1	90.4	96.1	82.3	94.6	97.7	97.6	99.1	91.8	99.0	97.9	91.9	98.6	98.6	98.4	78.2	96.0	89.3	84.9	90.9	93.6	42.3	85.0	93.9	91.1
$\mathcal{L}''''_D$	97.9	91.7	95.1	64.0	92.8	98.7	98.9	98.8	97.0	98.3	97.9	93.9	97.9	93.3	97.7	77.4	94.1	84.7	82.6	80.9	91.7	<b>78.7</b>	84.8	92.4	91.1
$M_0(0 \rightarrow 19)$	97.0	89.9	94.9	92.5	95.3	94.8	99.0	99.3	95.4	98.9	98.0	89.7	98.9	98.3	98.5	98.6	99.3	93.7	95.1	92.4	96.0	-	90.8	95.5	96.0
$M_0(0 \rightarrow 20)$	97.3	88.9	95.8	91.4	95.5	96.3	99.2	99.3	97.4	99.1	98.0	92.8	98.8	93.9	98.7	95.7	98.5	90.4	94.2	94.5	93.4	89.6	90.5	95.4	95.5

Table 5: Per-class pixel accuracy of the proposed approaches on MSRC-v2 when 5 classes are added at once.

$M_1(16 \rightarrow 20)$	grass	building	sky	road	tree	water	book	car	cow	bicycle	flower	body	sheep	sign	face	cat	mCA old	chair	aeroplane	dog	bird	boat	mCA new	mIoU	mPA	mCA
Fine-tuning	98.9	88.9	96.6	92.0	91.4	96.4	96.1	95.3	49.1	96.0	93.8	86.2	59.6	88.1	97.2	37.5	85.2	94.2	79.2	97.6	82.9	72.4	<b>85.3</b>	78.0	91.1	85.2
$\mathcal{L}'_D$	98.2	90.0	94.4	88.1	93.5	92.2	98.5	97.5	88.1	98.4	96.7	85.1	93.4	98.7	98.0	71.0	92.6	91.4	79.1	87.9	82.9	84.2	85.1	84.5	93.3	<b>90.8</b>
$E_F, \mathcal{L}'_D$	97.9	88.0	95.0	90.2	94.3	93.3	99.0	98.2	84.9	99.0	97.2	70.7	89.1	97.8	97.7	60.2	90.8	90.6	67.9	91.1	77.1	60.6	77.5	80.9	92.4	87.6
$\mathcal{L}''_D$	99.0	89.4	95.2	91.5	96.2	97.1	98.9	95.5	72.6	97.6	95.7	83.5	83.3	93.3	97.3	57.2	90.2	88.2	75.5	96.6	79.0	75.3	82.9	82.6	93.1	88.5
$\mathcal{L}'''_D$	98.4	89.1	95.8	90.1	94.1	97.6	95.9	98.2	90.3	99.1	96.0	91.4	96.7	98.0	97.9	68.2	<b>93.6</b>	88.7	84.4	86.1	81.1	69.6	82.0	<b>85.1</b>	<b>93.9</b>	<b>90.8</b>
$\mathcal{L}''''_D$	98.8	91.3	96.6	91.0	90.8	97.3	95.7	95.8	74.4	95.4	93.9	88.2	74.7	89.3	97.6	45.6	88.5	89.7	70.2	95.2	83.2	66.8	81.0	80.5	92.2	86.7
$M_0(0 \rightarrow 15)$	97.2	89.4	91.9	89.1	95.3	95.5	99.2	99.1	95.0	99.0	98.0	92.1	99.3	97.4	98.2	99.9	96.0	-	-	-	-	-	-	91.1	95.2	96.0
$M_0(0 \rightarrow 20)$	97.3	88.9	95.8	91.4	95.5	96.3	99.2	99.3	97.4	99.1	98.0	92.8	98.8	93.9	98.7	95.7	96.1	98.5	90.4	94.2	94.5	89.6	93.4	90.5	95.4	95.5

Table 6: Per-class pixel accuracy of the proposed approaches on MSRC-v2 when 5 classes are added sequentially.

$M_1(16 \rightarrow 20)$	grass	building	sky	road	tree	water	book	car	cow	bicycle	flower	body	sheep	sign	face	cat	mCA old	chair	aeroplane	dog	bird	boat	mCA new	mIoU	mPA	mCA
Fine-tuning	96.8	88.8	97.1	73.9	88.1	97.9	91.3	71.9	53.6	90.5	79.6	72.3	51.6	75.0	93.8	34.5	78.5	35.2	53.0	44.6	59.5	<b>88.3</b>	56.1	63.9	83.8	73.2
$\mathcal{L}'_D$	97.6	87.1	93.7	88.2	94.1	78.6	99.9	97.3	94.2	98.5	95.5	72.1	93.2	95.0	97.0	66.1	90.5	<b>88.1</b>	<b>72.6</b>	<b>56.8</b>	<b>88.8</b>	70.7	<b>75.4</b>	<b>78.5</b>	90.7	<b>86.9</b>
$E_F, \mathcal{L}'_D$	97.1	86.1	94.8	87.3	95.0	91.5	99.4	97.9	86.7	98.8	96.0	71.5	96.2	94.7	96.3	81.8	91.9	85.2	51.3	33.2	86.0	54.1	62.0	76.3	90.6	84.8
$\mathcal{L}''_D$	98.2	92.3	93.3	78.9	96.3	97.6	98.9	96.4	88.3	97.1	97.0	83.8	86.1	88.3	97.4	78.2	91.7	75.6	48.1	30.7	58.6	68.8	56.4	76.2	90.5	83.3
$\mathcal{L}'''_D$	97.1	88.2	96.3	83.0	95.1	96.8	98.6	99.4	97.7	99.4	96.0	83.3	97.0	97.4	98.3	94.5	<b>94.9</b>	41.7	64.2	43.7	79.8	27.5				