

# Using Dynamic Embeddings to Improve Static Embeddings

Yile Wang<sup>1,2,3</sup>, Leyang Cui<sup>1,2,3</sup> and Yue Zhang<sup>2,3</sup>

<sup>1</sup>Zhejiang University

<sup>2</sup>Westlake University

<sup>3</sup>Westlake Institute for Advanced Study

{wangyile, cuileyang}@westlake.edu.cn

yue.zhang@wias.org.cn

## Abstract

How to build high-quality word embeddings is a fundamental research question in the field of natural language processing. Traditional methods such as Skip-Gram and Continuous Bag-of-Words learn *static* embeddings by training lookup tables that translate words into dense vectors. Static embeddings are directly useful for solving lexical semantics tasks, and can be used as input representations for downstream problems. Recently, contextualized embeddings such as BERT have been shown more effective than static embeddings as NLP input embeddings. Such embeddings are *dynamic*, calculated according to a sentential context using a network structure. One limitation of dynamic embeddings, however, is that they cannot be used without a sentence-level context. We explore the advantages of dynamic embeddings for training static embeddings, by using contextualized embeddings to facilitate training of static embedding lookup tables. Results show that the resulting embeddings outperform existing static embedding methods on various lexical semantics tasks.

## Introduction

Word embedding has received much research attention over the past years. Seminal models (Mikolov et al. 2013a; Pennington, Socher, and Manning 2014; Bojanowski et al. 2017) are built based on the distributional hypothesis (Harris 1954): “*a word is characterized by the company it keeps*”. Take Skip-Gram (Mikolov et al. 2013a) for example, two embedding lookup tables are used to represent words during training, so that each word has a target embedding vector and a context embedding vector, as shown in Figure 1. The goal is to better predict the context embedding of each word in its neighboring context using the target embedding of a word. Such word embeddings can be useful for solving lexical semantics tasks such as word similarity and word analogy. For example, the analogy “*king is to queen as man is to woman*” can be inferred by the vector equation  $king - queen \approx man - woman$ . In addition, the trained vectors can also be used to initialize the input representations for NLP models. We call these embeddings *static embeddings* because the embedding tables are invariant across different sentences.

Copyright © 2020, Work in progress.

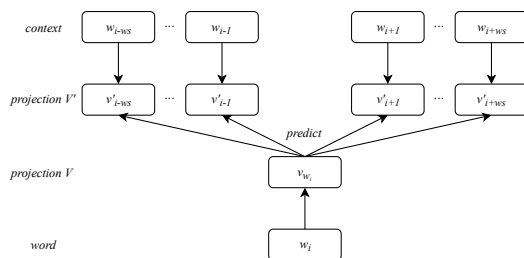


Figure 1: Skip-Gram model.

In recent years, language-model-based contextualized word representation, such as ELMo (Peters et al. 2018), GPT (Radford et al. 2019), BERT (Devlin et al. 2019), XLNet (Yang et al. 2019) and RoBERTa (Liu et al. 2019b), has been proposed to replace static word embeddings as input representations. Pretrained from large raw text, contextualized representations have been shown to improve the performance in many downstream tasks, such as question answering (Choi et al. 2018), reading comprehension (Xu et al. 2019) and co-reference resolution (Alfaro, Costa-jussà, and Fonollosa 2019). Such embeddings are different from static embeddings in their parameterization. In addition to a lookup table, a sequence encoding neural network such as a multi-layer self attention network is used to represent global context information, giving them more representation power. One characteristic of contextualized representation is that the word vector differs under the different sentences, we thus call them *dynamic embeddings*.

Research has shown that dynamic contextualized embeddings can effectively capture word sense (Coenen et al. 2019), syntax (Hewitt and Manning 2019), semantic roles (Shi and Lin 2019) and other linguistic knowledge (Liu et al. 2019a) from a sentence, which explains the empirical advantage compared with static embeddings serving as input for NLP problems. However, one limitation of dynamic embeddings is that there is no fixed embedding form for each word, and therefore they cannot be used for NLP tasks that do not involve with a sentential context. For example, dynamic embeddings cannot be directly used to solve lexical semantic tasks such as word similarity or analogy.

In this paper, we consider leveraging dynamic embeddings for improving the training of static embeddings, thereby integrating the relative advantage of contextualized representations into static embeddings. In particular, our method is based on the Skip-Gram model, where a set of target embeddings and a set of context embeddings are involved. The training goal is still to use the target embedding of a word to predict the context embeddings of its neighbor words. However, we use BERT to calculate the target embedding, therefore making it contextualized. The context embeddings are static, and used as the final embedding table after training.

Using dynamic embeddings to represent a target word gives us two salient advantages. First, it is useful to resolve ambiguities for polysemous words. Take the sentence “*The river provides a haven for much wildlife as its banks are well covered with trees and vegetation*” for example. Suppose that the context word is “*covered*”, whose embedding will be trained in a lookup table. The target word “*banks*” in a dynamic embedding form can better represent the sense “*river banks*”, which gives a more informed source of information compared with a static context word embedding. Second, syntax and semantic information over the entire sentence is integrated into the context word representations, which makes them more informative.

Experiments show that our model outperforms existing methods for training static embeddings on a range of lexical semantic benchmarks, demonstrating the advantage of using dynamic embedding to improve static embedding. When used as input to external NLP tasks, our embeddings show comparable performances to other static embedding methods, which are not as strong as dynamic embedding methods. This shows that dynamic embeddings are still the better choice for external tasks. We release our model and trained embeddings at <https://anonymous>.

## Related Work

**Static Word Embeddings.** Skip-Gram (SG) and Continuous-Bag-of-Words (CBOW) models (Mikolov et al. 2013a) are both based on distributed word-context pair information. The former predicts the neighbor words for a given word, while the latter predicts a target word using its neighbors. Ling et al. (2015) claimed that not all the context are equal and considered the word order in the Skip-Gram model. David et al. (2014) and Levy and Goldberg (2014a) further inject syntactic information by building the word embeddings from the dependency parse tree of texts. GloVe (Pennington, Socher, and Manning 2014) learns word embeddings by factorizing word co-occurrence matrix to leverage global statistical information.

The above models use static word embeddings to represent each words. The relationship between the word-context pair is limited in an fixed window size, which do not leverage the information of the whole sentence. In contrast, our model leverages the sentential information via contextualized representation.

Our work is related to a line of work on sense embedding (Li and Jurafsky 2015; Iacobacci, Pilehvar, and Navigli 2015), which also considers disambiguated embeddings of

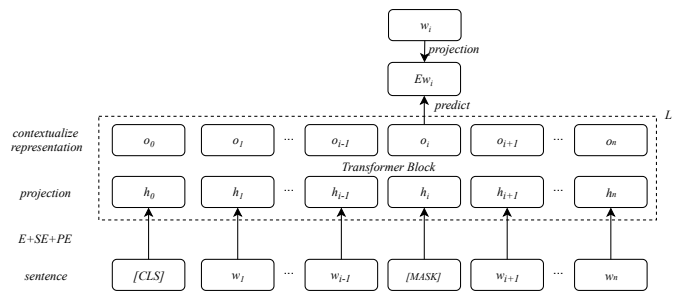


Figure 2: BERT model.

a word. However, they require a pre-defined set of senses, and rely on external word sense disambiguation for training static sense embeddings. In contrast, we use dynamic embeddings to automatically obtain senses.

**Dynamic Word Embeddings.** Contextualized word representations have been shown useful for NLP tasks. ELMo (Peters et al. 2018) provides deep word representations generated from word-level language modeling using LSTM (Hochreiter and Schmidhuber 1997). GPT (Radford et al. 2019) improves language understanding by generative pre-training based on Transformer (Vaswani et al. 2017). BERT (Devlin et al. 2019) investigates a self-attention-network for pre-training deep bidirectional representations. Yang et al. (2019) proposed XLNet, a generalized autoregressive pretraining model that integrating the Transformer-XL (Dai et al. 2019). Following the pre-training and fine-tuned pipeline, contextualized representation can improve the performance of many tasks (Choi et al. 2018; Xu et al. 2019; Alfaro, Costa-jussà, and Fonollosa 2019).

The above models are build based on a language modeling objective, which is to predict the subsequent (or preceding) word or itself given the context representation of a word. However, they do not model word co-occurrence information directly, which has been shown important for distributed word embeddings. We integrate dynamic embeddings into the training of static embeddings, thus making use of both contextualized representation and co-occurrence information. In this perspective, our work is similar to Vashishth et al. (2019), who also combine the dynamic representation as well as static embeddings. The main difference is that, while their model use dependency parse tree of texts and graph convolution network for better incorporating syntactic and semantic information, we directly model the sequential context by using external contextualized representation, separately trained over large data.

## Background

We take the Skip-Gram model as our base model for static word embeddings. BERT is used as the dynamic embeddings to replace the target lookup table in our model.

**Skip-Gram.** Skip-Gram model is a standard log-bilinear model for obtaining word embeddings based on word-context pair information (Mikolov et al. 2013a). Formally, given a sentence  $s$  composed of words  $w_1, w_2, \dots, w_n, w_i \in D$ , we first transform a center word  $w_i$  and the correspond-

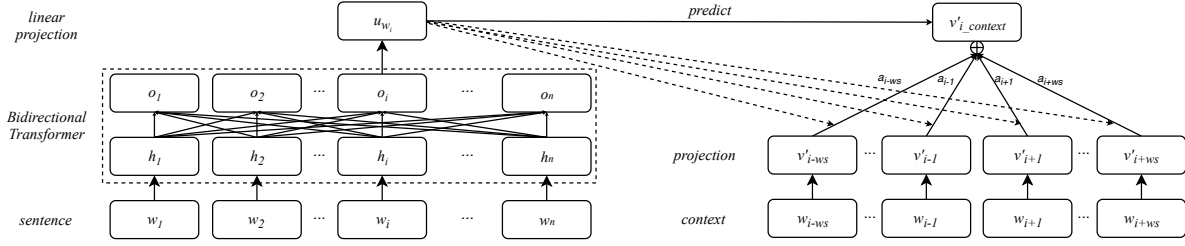


Figure 3: Our proposed model.

ing context words  $w_{i-w_s}, \dots, w_{i-1}, w_{i+1}, \dots, w_{i+w_s}$  into embeddings by using a target lookup table  $V$  and a context lookup table  $V'$ , respectively. The center word and context words are projected into  $v_{w_i}$  and  $v'_{w_{i+j}}, 1 \leq |j| \leq w_s$ , respectively, as Figure 1 shows. Given a training corpus  $C = \{s_c = w_1, w_2, \dots, w_{n_c}\}_{c=1}^N$ , The training objective is to minimize the loss function:

$$L_{SG} = - \sum_{c=1}^N \sum_{i=1}^{n_c} \sum_{1 \leq |j| \leq w_s} \log f(v'_{w_{i+j}}, v_{w_i}) \quad (1)$$

herein  $f(v'_{w_{i+j}}, v_{w_i}) = p(w_{i+j}|w_i)$  represents the concurrence probability of word  $w_{i+j}$  given the word  $w_i$ , which can be estimated by :

$$p(w_{i+j}|w_i) = \frac{\exp(v'_{w_{i+j}} \top v_{w_i})}{\sum_{w_k \in D} \exp(v'_{w_k} \top v_{w_i})} \quad (2)$$

During training, each word in vocabulary  $D$  use the same target embeddings table  $V$  and context embeddings table  $V'$  for every sentences.

Skip-Gram further uses negative sampling to approximate Eq. 1, which we omit here but discuss for our model. Stochastic gradient descent (SGD) can be applied for optimization, the gradient of embedding parameters can be calculated via back-propagation.

**BERT.** BERT (Devlin et al. 2019) consists of a multi-layer bidirectional Transformer (Vaswani et al. 2017) encoder, where each layer is a self-attention network with multi-head. The objective of the BERT model is the masked language model (MLM) that predict the masked word through its own representation, as Figure 2 shows.

Formally, given an sentence  $w_1, w_2, \dots, w_n$ , each word  $w_i$  is transformed into token embeddings through summing up the word embeddings, its segment embeddings, and the position embeddings:

$$h_i = E_{w_i} + SE_{w_i} + PE_{w_i} \quad (3)$$

where  $E$  is a trainable token embedding table,  $SE$  indicates whether the word belongs to the first sentence or the second sentence, which is used for next sentence prediction (NSP) objective (Devlin et al. 2019), and  $PE$  represent the position information of each word.

The token embeddings  $H = \{h_1, \dots, h_n\}$ ,  $H \in \mathbb{R}^{n \times d}$  are then transformed into queries  $Q \in \mathbb{R}^{n \times d_k}$ , keys  $K \in$

$\mathbb{R}^{n \times d_k}$ , and values  $V \in \mathbb{R}^{n \times d_k}$  with multi-head attention transformation:

$$Q^i, K^i, V^i = HW_i^Q, HW_i^K, HW_i^V \quad (4)$$

where  $Q^i, K^i, V^i$  are respective the query, key, and value representations of the  $i$ -th head,  $i \in \{1, \dots, I\}$ .  $\{W_i^Q, W_i^K, W_i^V\} \in \mathbb{R}^{d \times d_k}$  are trainable parameters.  $I$  parallel attention functions are applied to produce  $I$  output states  $\{O^1, \dots, O^I\}$ , where:

$$\begin{aligned} O^i &= A^i V^i \\ A^i &= \text{softmax}\left(\frac{Q^{i \top} K^i}{\sqrt{d_k}}\right) \end{aligned} \quad (5)$$

$A^i$  is the attention distribution produced by the  $i$ -th head,  $\sqrt{d_k}$  is the scaling factor. Finally, the output states for each heads are concatenated to the final output  $o_i$ :

$$o_i = [O_i^1, \dots, O_i^I] \quad (6)$$

Given a training corpus  $\{s_c = w_1, w_2, \dots, w_{n_c}\}_{c=1}^N$ , the model choose 15% of the words at random for prediction itself. The chosen word  $w_i$  will be masked (i.e. replaced with a wildcard MASK token) 80% of the time, replaced by a random token 10% of the time, and unchanged 10% of the time. The objective of masked language model is to minimize the loss of predicting the chosen word  $w_{mask_i}$  given the corrupted output  $o_{mask_i}$ :

$$L_{BERT} = - \sum_{c=1}^N \sum_{i=1}^{n_c} \log p(E_{w_{mask_i}} | o_{mask_i}) \quad (7)$$

where  $E$  is the token embedding table in Eq. 3,  $p(E_{w_{mask_i}} | o_{mask_i})$  is similar with Eq. 2:

$$p(E_{w_{mask_i}} | o_{mask_i}) = \frac{\exp(E_{w_{mask_i}} \top o_{mask_i})}{\sum_{w_k \in D} \exp(E_{w_k} \top o_{mask_i})} \quad (8)$$

## The Proposed Approach

Considering a sentence  $w_1, w_2, \dots, w_n$ , we model the co-occurrence relationship between the center word  $w_i$  and its context words  $w_{i-w_s}, \dots, w_{i-1}, w_{i+1}, \dots, w_{i+w_s}$ , as in Skip-Gram model. To integrate dynamic embeddings, we use the BERT to replace the source embedding table  $V$ , so that the center word  $w_i$  is represented in a sentential context. In particular, each word is first transformed into  $h_i$ , which is the summation of the word embedding and position embedding:

$$\begin{aligned} h_i &= E_{w_i} + PE_{pos} \\ PE_{pos, 2t} &= \sin(pos/10000^{2t/d_{model}}) \\ PE_{pos, 2t+1} &= \cos(pos/10000^{2t/d_{model}}) \end{aligned} \quad (9)$$

where  $E \in \mathbb{R}^{d_{model}}$  is the input embedding table,  $pos$  is the position and  $t$  is the dimension index.

Then  $h_1, h_2, \dots, h_n$  are fed into a  $L$ -layer bidirectional Transformer (Vaswani et al. 2017) block, as described in Eq. 4 and Eq. 5. We use the pretrained model BERT<sub>base</sub> (Devlin et al. 2019) to generate the final representations  $o_i$ .

A linear projection is used for transforming the output  $o_i \in \mathbb{R}^{d_{model}}$  to  $u_{w_i} \in \mathbb{R}^{d_{emb}}$ :

$$u_{w_i} = U o_i \quad (10)$$

where  $U \in \mathbb{R}^{d_{emb} \times d_{model}}$  are model parameters.

To model the word co-occurrence between the center word  $w_i$  and its context words  $w_{i-ws}, \dots, w_{i-1}, w_{i+1}, \dots, w_{i+ws}$ , we maximize the probability of the context words  $w_{i+j}, 1 \leq |j| \leq ws$  given the contextualized representation  $o_i$  of the center word, similar to Eq. 2:

$$p(w_{i+j}|w_i) = \frac{\exp(v'_{w_{i+j}} \top u_{w_i})}{\sum_{w_k \in D} \exp(v'_{w_k} \top u_{w_i})} \quad (11)$$

where  $v'_{w_k}$  is the embeddings for word  $w_k$  by using embedding table  $V'$ .

Note that our model is not a direct adaptation of the Skip-Gram model by replacing one embedding table. The original Skip-Gram algorithm use the target embedding table as the final lookup table. However, to make the context words predictable and enable negative sampling from an embedding table, we choose to make the target word contextualized and the context embedding table as the final lookup table.

**Attention Aggregation.** Not all context words contribute equally to deciding the word representation. For example, predicting the stop words (e.g., ‘the’, ‘a’) is less informative than other more meaningful words. One common method to solve this problem is sub-sampling (Mikolov et al. 2013b). Each words  $w_i$  is discard with probability computed by:

$$P(w_i) = 1 - \sqrt{\frac{t}{f(w_i)}} \quad (12)$$

where  $f(w_i)$  is the frequency of word  $w_i$  in the training corpus and  $t$  is a chosen threshold, typically around  $10^{-5}$ .

Sub-sampling is used in the Skip-Gram model. However, it cannot be directly used in our method because a contextualized representation can be undermined with words being removed from a sentence. We choose to select more indicative context words automatically while keeping the training sentence complete. Formally, we apply the attention mechanism to aggregate context words for each target words  $w_j$  by using  $u_{w_i}$  as the query vector and  $v'_j$  as the key vectors,  $j \in \{i - ws, \dots, i - 1, i + 1, \dots, i + ws\}$ :

$$a_j = \text{ATT}(u_{w_i}, v'_j) \quad (13)$$

where  $\text{ATT}(\cdot)$  denotes the dot-product attention operation (Luong, Pham, and Manning 2015).

The context embeddings are then combined using the corresponding attention coefficient:

$$v'_{i\_context} = \sum_{1 \leq |j| \leq ws} a_{i+j} v'_{i+j} \quad (14)$$

Model	Bidirection	Transformer	Objective	WS353
ELMo	✓	×	AR	67.1
GPT-2	×	✓	AR	62.7
BERT	✓	✓	AE	69.8

Table 1: Comparison between different dynamic embeddings.

**Training.** Given a dataset  $\{s_c = w_1, w_2, \dots, w_{n_c}\}_{c=1}^N$ , the objective is to minimize noise contrastive estimation loss function with negative sampling:

$$L = - \sum_{c=1}^N \sum_{i=1}^{n_c} \left( \log \sigma(v'_{i\_context} \top u_{w_i}) + \sum_{m=1}^k \mathbb{E}_{w_{neg_m} \sim P(w)} [\log \sigma(-v'_{neg_m} \top u_{w_i})] \right) \quad (15)$$

where  $\sigma(x) = 1/(1 + \exp(-x))$ ,  $w_{neg_m}$  denotes negative sample,  $k$  is the number of negative samples and  $P(w)$  is the noise distribution set as the unigram distribution  $U(w)$  raised to the 3/4 power (i.e.  $P(w) = U(w)^{3/4}/Z$ ).

The final embedding table  $V'$  is optimized through stochastic gradient descent.

## Experiments

### Experimental Settings

**Datasets.** The Wikipedia dump corpus is used for our experiments, which consist of 57 million sentences with 1.1 billion tokens.<sup>1</sup> Following Vashishth et al. (2019), sentences with length 10 to 40 are selected, the final average length of sentences is 20.2.

**Parameters Setting.** We ignore the words that appear less than five times in the corpus. The dimension of word embedding vectors  $d_{emb}$  is 300, the window size for context words  $ws$  is set as 5, the number of negative samples  $k$  is 5, the initial learning rate for SGD is 0.025 and gradients are clipped at norm 5.

### Development Experiments

We select 5 million sentences for our development experiments to investigate the effect of different dynamic embeddings, the context window size and the attention. We use the Spearman’s rank correlation  $\rho$  on word similarity tasks (Finkelstein et al. 2001) as our evaluation metric.

**Dynamic Embeddings.** We compare three different dynamic embeddings, including ELMo, GPT-2 and BERT. ELMo is based on LSTM, while GPT-2 and BERT are based on Transformer, as we discussed in the method section. Both ELMo and BERT models bidirectional information while GPT-2 takes a unidirectional context. ELMo and GPT-2 use autoregressive language modeling objectives, while BERT is autoencoding based. The results are shown in Table 1, BERT gives the best performance, showing the importance of modeling bidirectional information as well as the advantages of the Transformer model. We thus choose BERT for the remaining experiments.

<sup>1</sup><http://dumps.wikimedia.org/enwiki/>

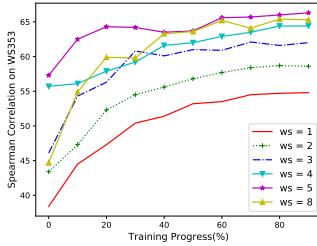


Figure 4: Comparison between different window sizes.

**Window Size.** The window size  $ws$  decides how much context information we directly model. We compare the performance with ranging  $ws$ , the results are shown on Figure 4. When  $ws$  is 1, we only model the relationship between the center word and its two neighbor word, the gives a performance with 54.8. As the window size increases, the model gives better results, showing the effectiveness of modeling more context information of center word. However, when the windows size is set as 8, the model cost twice as much training time but does not give much further improvement. We thus set the windows size to 5, which is the same as Skip-Gram model.

**Attention.** We use a set of development tests to verify the effectiveness of attention aggregation (Eq. 14). Figure 5 shows the result. Without attention aggregation, our model treats all context words equally, without using sub-sampling. It gives slower convergence during training, with a best development result of 65.8, lower than 66.3 of our model. This shows the effectiveness of the attention aggregation.

## Baselines

We compare our final model with the following baselines:

- **SG** is the Skip-Gram model originally proposed by Mikolov et al. (2013a).
- **CBOw** is the Continuous-Bag-of-Words model originally proposed by Mikolov et al. (2013a).
- **GloVe** is a log-bilinear regression model which leverages global co-occurrence statistics of corpus (Pennington, Socher, and Manning 2014).
- **FASTTEXT** takes into account subword information that incorporates character n-grams into the Skip-Gram model (Bojanowski et al. 2017).
- **Deps** modify the Skip-Gram model using the dependency parse tree to replace the sequential context (Levy and Goldberg 2014a).
- **BERT<sub>base</sub>** is a bidirectional Transformer model trained for masked language model and next sentence prediction, with layer numbers  $L = 12$ , model size  $d_{model} = 768$ , and attention heads numbers  $A = 12$  (Devlin et al. 2019). We use the token embedding tables  $E$  in Eq.3 from BERT<sub>base</sub> model as one of our static embedding baselines.

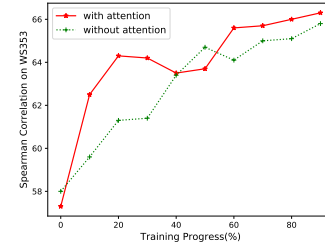


Figure 5: Comparison between with/without attention.

- **BERT<sub>large</sub>** is a modification of BERT<sub>base</sub> with layer numbers  $L = 24$ , model size  $d_{model} = 1024$ , and attention heads numbers  $A = 16$ . (Devlin et al. 2019). We similarly use the token embedding table  $E$  as a static baseline.
- **BERT<sub>avg</sub>**. The output representation of BERT<sub>base</sub> model is dynamic. For each sentence in our training corpus, we record the BERT<sub>base</sub> contextualized representation. The average of these dynamic representations over the corpus used as a set of baseline word embeddings.
- **SynGCN** is a graph convolution network (GCN) based approach which utilizes syntactic context for learning word representations (Vashishth et al. 2019). Given a training sentence, they use a GCN to dynamically calculate context word embeddings based on the syntax, using this dynamically calculated embedding in a Skip-Gram style training for static embeddings.

The above baselines can be categorized into three classes, as shown in the first column in Table 2. In particular, the first category of methods use static embeddings, where word vectors come from a lookup table. In the second category, dynamic embeddings are used. In particular, for BERT<sub>avg</sub>,  $o_i$  as used in Eq. 6 are averaged across different sentences in our dataset. In the last category, dynamic and static embeddings are integrated in the sense that the embeddings of target words are dynamically calculated for each sentence, but the context embeddings are static.

The BERT-related methods use 768 or 1024 dimension embeddings, while others use 300 dimension vectors.

## Tasks

We evaluate our method on internal lexical semantic tasks and external sequence labeling tasks, including:

- **Word Similarity.** We perform the word similarity tasks on the WordSim-353 (Finkelstein et al. 2001), SimLex-999 (Kiehl, Hill, and Clark 2015), Rare Word (RW) (Luong, Socher, and Manning 2013) and MEN-3K (Bruni et al. 2012) datasets, computing the Spearman’s rank correlation  $\rho$  between the cosine similarity scores based on learned word vectors and human judgments.
- **Word Analogy.** The tasks pose analogy relations of the form “ $x$  is to  $y$  as  $x^*$  is to  $y^*$ ”, where  $y^*$  is predicted given

Types	Models	Word Similarity						Analogy		
		WS353	WS353S	WS353R	SimLex999	RW	MEN3K	MSR	Google	SemEval12
Static	SG	61.6	69.2	54.6	35.1	35.3	68.8	30.6	46.7	20.5
	CBOW	66.2	71.4	52.6	38.0	30.0	68.1	44.0	49.9	18.9
	GloVe	54.3	66.2	47.7	37.0	36.6	73.7	61.4	71.7	16.9
	FASTTEXT	68.3	74.6	61.6	38.2	37.3	74.8	53.2	72.7	19.5
	Deps	60.6	65.7	36.2	39.6	33.0	60.5	40.3	36.0	22.9
	BERT <sub>base</sub>	51.8	60.1	37.3	48.1	26.7	42.8	52.7	50.5	20.8
	BERT <sub>large</sub>	57.8	65.8	46.4	47.5	27.6	51.8	57.6	54.7	20.7
Dynamic (avg)	BERT <sub>avg</sub>	59.4	67.0	49.9	46.8	30.8	66.3	62.2	59.4	20.8
Dynamic + Static	SynGCN	60.9	73.2	45.7	45.5	33.7	71.0	52.8	50.7	23.4
	Ours	72.8	75.3	66.6	49.4	42.3	76.2	57.3	75.8	20.9

Table 2: Evaluation on word similarity and analogy.

the word vectors of  $x$ ,  $y$ , and  $x^*$  by 3CosAdd (Levy and Goldberg 2014b):

$$y^* = \arg \max_{y' \in V, y' \neq x^*, y, x} \cos((x^* + y - x), y') \quad (16)$$

We compare the prediction accuracy on the MSR (Mikolov, Yih, and Zweig 2013) and Google (Mikolov et al. 2013a) datasets.

The relation similarity score between  $x$  to  $y$  and  $x^*$  to  $y^*$  can also be computed as :

$$score = \cos((y - x), (y^* - x^*)) \quad (17)$$

We compare the Spearman’s rank correlation between relation similarity score and human judgments on the SemEval-2012 (Jurgens et al. 2012) dataset.

- **POS Tagging.** We use the WSJ portion of Penn Treebank (Marcus, Marcinkiewicz, and Santorini 1993), adopting the standard splits by using sections 0-18 as the training set, 19-21 as the development set and 22-24 as the test set, token-level accuracy is used to evaluate the performance.
- **Chunking.** The chunking task is evaluated on CONLL-2000 shared task (Tjong Kim Sang and Buchholz 2000). Following Reimers and Gurevych (2017), we use the sections 15-18 for training, 19 for development and 20 for testing. F1-score is used as the evaluation metric.

For the external tasks, we adopt the BiLSTM-CRF model (Lample et al. 2016; Ma and Hovy 2016; Yang, Liang, and Zhang 2018), which has been shown a strong baseline for sequence labeling. We also use BERT<sub>base</sub> as the baseline for dynamic embeddings, which use contextualized representation for each word.

## Final Results

**Intrinsic Tasks.** Table 2 shows the evaluation results on word similarity and analogy tasks. Our model gives the best performance in 7 out of 9 datasets, achieving the best results on all the word similarity datasets. In particular, it outperforms the best performing baselines by a large margin on WS353, WS353R, RW and Google datasets, obtaining 6.5%, 8.1%, 13.4%, and 4.2% improvement, respectively.

Among the static embedding baselines, the models do not perform well compared with dynamic baselines, which

Models	POS		CHUNK	
	Dev	Test	Dev	Test
SG	97.26	97.24	93.93	93.14
GloVe	97.27	97.23	93.86	93.05
SynGCN	97.27	97.22	93.99	93.15
Ours	97.29	97.25	93.96	93.24
BERT <sub>base</sub>	97.63	97.65	94.63	94.52

Table 3: Evaluation on POS tagging and chunking.

shows the limitation of static embeddings. BERT<sub>base</sub> and BERT<sub>large</sub> can be regarded as predicting word with window size 0 (itself) by its contextualize representation, token embedding tables from these model gives comparable results in some tasks such as SimLex-999, even better than traditional Skip-Gram, CBOW and GloVe models, showing the effectiveness sentential information.

For the word analogy tasks, our model gives the best result on Google dataset, which containing 8869 semantic (e.g. *Chicago to Illinois is Stockton to California*) and 10675 syntactic (e.g. *mouse to mice is dollar to dollars*) questions. Interestingly, the simple BERT<sub>avg</sub> model obtain the best result on MSR dataset, although the difference between BERT<sub>avg</sub> and our method is relatively smaller compared to the performance gain of our model over BERT<sub>avg</sub> on the Google dataset. Overall, BERT-related models perform highly competitively on these datasets, showing the advantage of contextualized information for analogy.

For the relation similarity tasks on SemEval-2012, our model performs better compared with sequential context based embeddings such as SG, CBOW and GloVe models. However, the syntax-based embeddings Deps and SynGCN give the best results. The reason can be that the syntax-based embeddings encodes functional similarity rather than topical similarity (Komninos and Manandhar 2016), which is more suitable for SemEval-2012 relation similarity tasks, including relation classes such as Part-Whole (e.g. *car:engine* is similar to *hand:finger* but not for *bottle:water*), Cause-Purpose (e.g. *anesthetic:numbness* is similar to *joke:laughter* but not for *smile:friendship*) and so on.

**Extrinsic Tasks.** POS tagging and chunking evaluation results are summarized in Table 3. Our model gives comparable performances to existing methods on static embeddings.

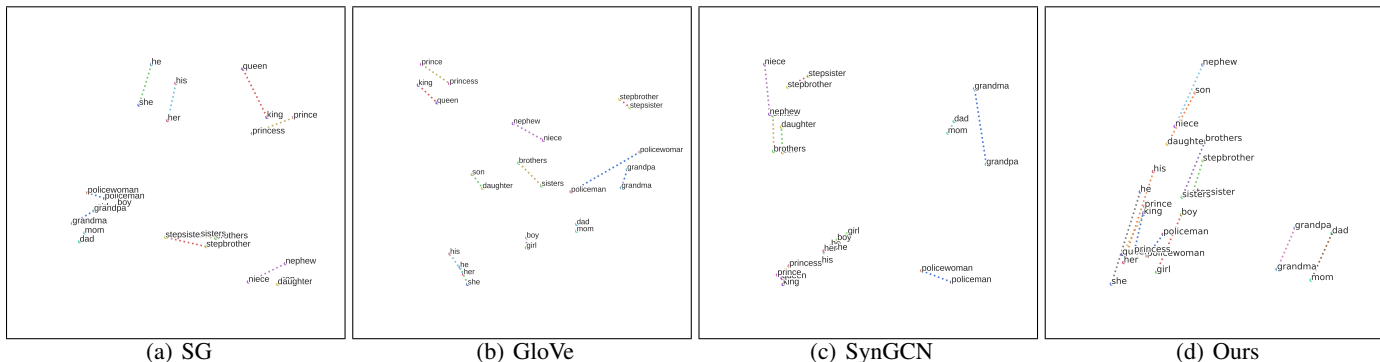


Figure 6: Visualization of word pairs with the *male-female* relationship.

Model	Most similar words for word “while”
SG	<i>whilst, recuperating, pursuing, preparing, attempting, fending</i>
GloVe	<i>both, taking, ‘, up, but, after</i>
SynGCN	<i>whilst, time, when, years, months, tenures</i>
Ours	<i>whilst, whereas, although, conversely, though, meanwhile</i>

Table 4: Comparison on their 6 most similar words with target word *while*.

However, all static embedding models underperform BERT, which indicates that dynamic embeddings are a better (but slower) choice for improving external tasks.

## Analysis

**Word Similarity Case Study.** Table 4 shows the 6 most similar words to the word “*while*” according to our model and the Skip-Gram, GloVe and SynGCN baselines. In particular, both SG and GloVe have words that tend to co-occur with the word “*while*”, such as “*preparing*” and “*taking*”. This is likely because frequently co-occurring words can have similar content words. In contrast, SynGCN returns words that are semantically similar, namely those that are related to the time. This reflects the fact that syntactic structures help better capture underlying semantic contents. In contrast with the baselines, our method returns conjunction that have similar meanings to “*while*”, such as “*whilst*”, “*whereas*” and “*although*”, which better conforms to the intuition, demonstrating the advantage of using dynamic embeddings in the context.

**Word Analogy Visualization.** We use t-SNE (van der Maaten and Hinton 2008) to visualize word pairs from the Google dataset. Figure 6 shows the results on word pairs under the *male-female* relationship. For example, the pronoun pair (“*he*”, “*she*”), the occupation pair (“*policeman*”, “*policewoman*”) and the family relation pair (“*grandpa*”, “*grandma*”) all differ only by the gender characteristics. From the figure we can see that the Skip-Gram, GloVe and SynGCN baselines all capture the gender analogy through vector space topology to some extent. However, inconsistency exist between different word pairs. In contrast, the

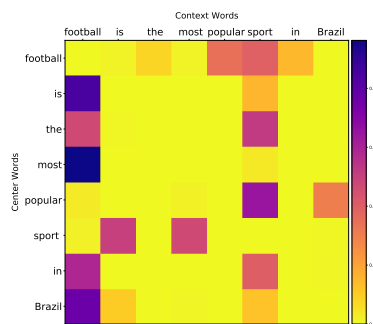


Figure 7: Attention visualization of sentence “*football is the most popular sport in Brazil*”.

output of our method is highly consistent, better demonstrating the algebraic motivation behind skip-gram embeddings compared with the fully-static skip-gram algorithm. This demonstrates the effect of dynamic embeddings in resolving contextual word ambiguities.

**Attention Distribution Visualization.** Figure 7 shows the attention weights in Eq. 13 when different words are used as the center word when training on the sentence “*football is the most popular sport in Brazil*”. As expected, for each center word, the most relevant context word receives relatively more attention. For example, the word “*football*” is more associated with the words “*popular*” and “*sport*”, and the word “*the*” is more associated with nouns. No word pays attention to the word “*the*” in the context word, which is a stop word.

## Conclusion

We investigated the use of dynamic embeddings for improving the training of static embeddings, showing that the resulting embeddings outperform existing methods on lexical semantics tasks such as word similarity and analogy. Future work includes the investigation of sense embeddings and syntactic embeddings under our framework.

## References

- [Alfaro, Costa-jussà, and Fonollosa 2019] Alfaro, F.; Costa-jussà, M. R.; and Fonollosa, J. A. R. 2019. BERT masked language modeling for co-reference resolution. In *ACL*, 76–81. Florence, Italy: Association for Computational Linguistics.
- [Bojanowski et al. 2017] Bojanowski, P.; Grave, E.; Joulin, A.; and Mikolov, T. 2017. Enriching word vectors with subword information. *TACL* 5:135–146.
- [Bruni et al. 2012] Bruni, E.; Boleda, G.; Baroni, M.; and Tran, N.-K. 2012. Distributional semantics in technicolor. In *ACL*, 136–145. Jeju Island, Korea: Association for Computational Linguistics.
- [Choi et al. 2018] Choi, E.; He, H.; Iyyer, M.; Yatskar, M.; Yih, W.-t.; Choi, Y.; Liang, P.; and Zettlemoyer, L. 2018. Quac: Question answering in context. In *EMNLP*, 2174–2184.
- [Coenen et al. 2019] Coenen, A.; Reif, E.; Yuan, A.; Kim, B.; Pearce, A. T.; Viégas, F.; and Wattenberg, M. 2019. Visualizing and measuring the geometry of bert. *ArXiv abs/1906.02715*.
- [Dai et al. 2019] Dai, Z.; Yang, Z.; Yang, Y.; Carbonell, J.; Le, Q.; and Salakhutdinov, R. 2019. Transformer-XL: Attentive language models beyond a fixed-length context. In *ACL*, 2978–2988. Florence, Italy: Association for Computational Linguistics.
- [Devlin et al. 2019] Devlin, J.; Chang, M.-W.; Lee, K.; and Toutanova, K. 2019. BERT: Pre-training of deep bidirectional transformers for language understanding. In *NAACL*, 4171–4186. Minneapolis, Minnesota: Association for Computational Linguistics.
- [Finkelstein et al. 2001] Finkelstein, L.; Gabrilovich, E.; Matias, Y.; Rivlin, E.; Solan, Z.; Wolfman, G.; and Ruppin, E. 2001. Placing search in context: The concept revisited. *TOIS* 20:406–414.
- [Hall, Durrett, and Klein 2014] Hall, D.; Durrett, G.; and Klein, D. 2014. Less grammar, more features. In *ACL*, 228–237. Baltimore, Maryland: Association for Computational Linguistics.
- [Harris 1954] Harris, Z. S. 1954. Distributional structure. *Word* 10(2-3):146–162.
- [Hewitt and Manning 2019] Hewitt, J., and Manning, C. D. 2019. A structural probe for finding syntax in word representations. In *NAACL*, 4129–4138. Minneapolis, Minnesota: Association for Computational Linguistics.
- [Hochreiter and Schmidhuber 1997] Hochreiter, S., and Schmidhuber, J. 1997. Long short-term memory. *Neural computation* 9(8):1735–1780.
- [Iacobacci, Pilehvar, and Navigli 2015] Iacobacci, I.; Pilehvar, M. T.; and Navigli, R. 2015. SensEmbed: Learning sense embeddings for word and relational similarity. In *ACL*, 95–105. Beijing, China: Association for Computational Linguistics.
- [Jurgens et al. 2012] Jurgens, D.; Mohammad, S.; Turney, P.; and Holyoak, K. 2012. SemEval-2012 task 2: Measuring degrees of relational similarity. In *SEMEVAL*, 356–364. Montréal, Canada: Association for Computational Linguistics.
- [Kiela, Hill, and Clark 2015] Kiela, D.; Hill, F.; and Clark, S. 2015. Specializing word embeddings for similarity or relatedness. In *EMNLP*, 2044–2048. Lisbon, Portugal: Association for Computational Linguistics.
- [Komninos and Manandhar 2016] Komninos, A., and Manandhar, S. 2016. Dependency based embeddings for sentence classification tasks. In *NAACL*, 1490–1500. San Diego, California: Association for Computational Linguistics.
- [Lample et al. 2016] Lample, G.; Ballesteros, M.; Subramanian, S.; Kawakami, K.; and Dyer, C. 2016. Neural architectures for named entity recognition. In *NAACL*, 260–270. San Diego, California: Association for Computational Linguistics.
- [Levy and Goldberg 2014a] Levy, O., and Goldberg, Y. 2014a. Dependency-based word embeddings. In *ACL*, 302–308. Baltimore, Maryland: Association for Computational Linguistics.
- [Levy and Goldberg 2014b] Levy, O., and Goldberg, Y. 2014b. Linguistic regularities in sparse and explicit word representations. In *CoNLL*, 171–180. Ann Arbor, Michigan: Association for Computational Linguistics.
- [Li and Jurafsky 2015] Li, J., and Jurafsky, D. 2015. Do multi-sense embeddings improve natural language understanding? In *EMNLP*, 1722–1732. Lisbon, Portugal: Association for Computational Linguistics.
- [Ling et al. 2015] Ling, W.; Dyer, C.; Black, A. W.; and Trancoso, I. 2015. Two/too simple adaptations of Word2Vec for syntax problems. In *NAACL*, 1299–1304. Denver, Colorado: Association for Computational Linguistics.
- [Liu et al. 2019a] Liu, N. F.; Gardner, M.; Belinkov, Y.; Peters, M. E.; and Smith, N. A. 2019a. Linguistic knowledge and transferability of contextual representations. In *NAACL*, 1073–1094. Minneapolis, Minnesota: Association for Computational Linguistics.
- [Liu et al. 2019b] Liu, Y.; Ott, M.; Goyal, N.; Du, J.; Joshi, M.; Chen, D.; Levy, O.; Lewis, M.; Zettlemoyer, L.; and Stoyanov, V. 2019b. Roberta: A robustly optimized bert pretraining approach. *arXiv preprint arXiv:1907.11692*.
- [Luong, Pham, and Manning 2015] Luong, T.; Pham, H.; and Manning, C. D. 2015. Effective approaches to attention-based neural machine translation. In *EMNLP*, 1412–1421. Lisbon, Portugal: Association for Computational Linguistics.
- [Luong, Socher, and Manning 2013] Luong, T.; Socher, R.; and Manning, C. 2013. Better word representations with recursive neural networks for morphology. In *CoNLL*, 104–113. Sofia, Bulgaria: Association for Computational Linguistics.
- [Ma and Hovy 2016] Ma, X., and Hovy, E. 2016. End-to-end sequence labeling via bi-directional lstm-cnns-crf. In *ACL*, 1064–1074. Berlin, Germany: Association for Computational Linguistics.
- [Marcus, Marcinkiewicz, and Santorini 1993] Marcus, M. P.; Marcinkiewicz, M. A.; and Santorini, B. 1993. Building a large annotated corpus of english: The penn treebank. *Comput. Linguist.* 19(2):313–330.
- [Mikolov et al. 2013a] Mikolov, T.; Chen, K.; Corrado, G.; and Dean, J. 2013a. Efficient estimation of word representations in vector space. *CoRR abs/1301.3781*.
- [Mikolov et al. 2013b] Mikolov, T.; Sutskever, I.; Chen, K.; Corrado, G. S.; and Dean, J. 2013b. Distributed representations of words and phrases and their compositionality. In *NIPS*, 3111–3119.
- [Mikolov, Yih, and Zweig 2013] Mikolov, T.; Yih, W.-t.; and Zweig, G. 2013. Linguistic regularities in continuous space word representations. In *NAACL*, 746–751. Atlanta, Georgia: Association for Computational Linguistics.



- [Pennington, Socher, and Manning 2014] Pennington, J.; Socher, R.; and Manning, C. D. 2014. Glove: Global vectors for word representation. In *EMNLP*, 1532–1543.
- [Peters et al. 2018] Peters, M.; Neumann, M.; Iyyer, M.; Gardner, M.; Clark, C.; Lee, K.; and Zettlemoyer, L. 2018. Deep contextualized word representations. In *NAACL*, 2227–2237. New Orleans, Louisiana: Association for Computational Linguistics.
- [Radford et al. 2019] Radford, A.; Wu, J.; Child, R.; Luan, D.; Amodei, D.; and Sutskever, I. 2019. Language models are unsupervised multitask learners.
- [Reimers and Gurevych 2017] Reimers, N., and Gurevych, I. 2017. Reporting score distributions makes a difference: Performance study of LSTM-networks for sequence tagging. In *EMNLP*, 338–348. Copenhagen, Denmark: Association for Computational Linguistics.
- [Shi and Lin 2019] Shi, P., and Lin, J. 2019. Simple bert models for relation extraction and semantic role labeling. *CoRR* abs/1904.05255.
- [Tjong Kim Sang and Buchholz 2000] Tjong Kim Sang, E. F., and Buchholz, S. 2000. Introduction to the CoNLL-2000 shared task chunking. In *CoNLL*.
- [van der Maaten and Hinton 2008] van der Maaten, L., and Hinton, G. 2008. Visualizing data using t-SNE. *JMLR* 9:2579–2605.
- [Vashishth et al. 2019] Vashishth, S.; Bhandari, M.; Yadav, P.; Rai, P.; Bhattacharyya, C.; and Talukdar, P. 2019. Incorporating syntactic and semantic information in word embeddings using graph convolutional networks. In *ACL*, 3308–3318. Florence, Italy: Association for Computational Linguistics.
- [Vaswani et al. 2017] Vaswani, A.; Shazeer, N.; Parmar, N.; Uszkoreit, J.; Jones, L.; Gomez, A. N.; Kaiser, L. u.; and Polosukhin, I. 2017. Attention is all you need. In Guyon, I.; Luxburg, U. V.; Bengio, S.; Wallach, H.; Fergus, R.; Vishwanathan, S.; and Garnett, R., eds., *NIPS*. Curran Associates, Inc. 5998–6008.
- [Xu et al. 2019] Xu, H.; Liu, B.; Shu, L.; and Yu, P. 2019. BERT post-training for review reading comprehension and aspect-based sentiment analysis. In *NAACL*, 2324–2335. Minneapolis, Minnesota: Association for Computational Linguistics.
- [Yang et al. 2019] Yang, Z.; Dai, Z.; Yang, Y.; Carbonell, J.; Salakhutdinov, R.; and Le, Q. V. 2019. Xlnet: Generalized autoregressive pretraining for language understanding.
- [Yang, Liang, and Zhang 2018] Yang, J.; Liang, S.; and Zhang, Y. 2018. Design challenges and misconceptions in neural sequence labeling. In *COLING*, 3879–3889.