

A Small, Highly Accurate Quantum Processor for Intermediate-Depth Quantum Simulations

Nathan K. Lysne,¹ Kevin W. Kuper,¹ Pablo M. Poggi,² Ivan H. Deutsch,² and Poul S. Jessen¹

¹*Center for Quantum Information and Control, Wyant College of Optical Sciences, University of Arizona, Tucson, AZ 85721, USA*

²*Center for Quantum Information and Control, Department of Physics and Astronomy, University of New Mexico, Albuquerque, NM 87131, USA*

(Dated: May 3, 2022)

Analog quantum simulation is widely considered a step on the path to fault tolerant quantum computation. If based on current noisy hardware, the accuracy of an analog simulator will degrade after just a few time steps, especially when simulating complex systems that are likely to exhibit quantum chaos. Here we describe a small, highly accurate quantum simulator and its use to run high fidelity simulations of three different model Hamiltonians for > 100 time steps. While not scalable to exponentially large Hilbert spaces, this platform provides the accuracy and programmability required for systematic exploration of the interplay between dynamics, imperfections, and accuracy in quantum simulation.

Absent errors, machines that process information according to quantum mechanics can in principle solve problems beyond the computational power of any classical computer. In practice, a scalable, general purpose quantum computer must include error correction and fault tolerance as an integral part of its operation, leading to requirements on the underlying quantum hardware that could be out of reach for years to come [1]. Thus, in the current era of noisy, intermediate-scale quantum (NISQ) devices [2], much of the effort in the field has focused on seemingly less ambitious challenges. High on the list is the development of analog quantum simulators, defined here as devices that operate without error correction but still have the potential to surpass classical computers for tasks such as the modeling of complex quantum systems [3, 4]. Recent examples include work using ion trap [5–7], Rydberg atom [8, 9], and superconducting qubits [10, 11] to simulate phase transitions and other phenomena in large (> 50) spin systems. This is roughly the scale at which numerical modeling on classical computers is currently infeasible.

Quantum simulation generally requires access to highly entangled states of interacting many body systems. It has long been known that such systems also tend to support quantum chaos, in the sense that their time evolution will be hypersensitive to perturbation [12–14]. This suggests two separate notions of complexity of relevance for quantum simulation, one related to the nature of the quantum state, and another related to the nature of the system dynamics. Entangled states are complex because the information required to predict interparticle correlations grows exponentially with system size, while chaotic dynamics are complex because the information required to accurately predict the quantum trajectory grows exponentially with time [15]. Both kinds will contribute to the overall complexity and fragility of analog quantum simulation and related NISQ era objectives such as quantum annealing [16, 17]. Indeed, one can expect an

inverse relationship between the accessible Hilbert space and the length of time one can meaningfully simulate, with those properties playing a role analogous to the width and depth in quantifying the complexity of a quantum circuit. So far, experiments have focused mostly on the width of a simulation (after all, this is the crucial resource when looking for a quantum advantage), with limited attention paid to the fidelity of the output state as one seeks to increase its depth in terms of simulated time. Yet, to fully understand the computational power of an analog quantum simulation, it is necessary to look carefully at the accessible simulation depth and how it depends on the nature of the dynamics, before one can trust its outcome [18].

In this letter we present a new platform for analog quantum simulation (AQS) with tradeoffs that are complementary to NISQ devices: it is modest in terms of accessible Hilbert space, but highly accurate and therefore uniquely suited to the study of dynamical complexity in time. Our small, highly accurate quantum (SHAQ) simulator is based on the combined electron- nuclear spins of an individual Cs atom in the electronic ground state, driven by phase modulated radio frequency (rf) and microwave (μw) magnetic fields, and providing access to a fixed 16–dimensional Hilbert space that is formally equivalent to four qubits. In place of the quantum circuit model where control is predicated on access to a universal gate set, we rely on a universal control Hamiltonian and quantum optimal control [19, 20] to ensure that our simulator is fully programmable, in the sense that we can implement arbitrary unitary maps with average fidelities > 0.98 [21]. We show that optimal control can be further adapted for AQS, allowing us to set up coarse-grained simulations of the dynamics driven by arbitrary model Hamiltonians. Thus, while the optimal control paradigm does not scale to exponentially large Hilbert spaces, it delivers a combination of flexibility and accuracy that is uniquely suited for AQS on SHAQ hardware.

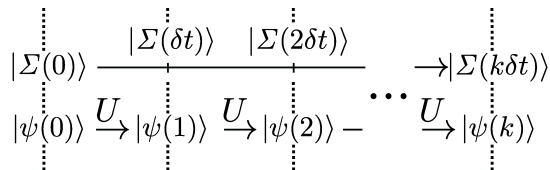


FIG. 1. Coarse grained Analog Quantum Simulation. Top: The system evolves continuously from the initial state $|\Sigma(0)\rangle$ to the final state $|\Sigma(k\delta t)\rangle$ according to the system Hamiltonian. Bottom: The simulator evolves from the initial state $|\psi(0)\rangle$ to the final state $|\psi(k\delta t)\rangle$, coinciding with the system state at discrete intervals $k = 0, 1, 2, \dots, K$.

Here, we demonstrate experimental AQS of three different spin Hamiltonians on the same device, for > 100 time steps and with average fidelity > 0.99 per step. Our work stands out by directly measuring the fidelity of the evolving quantum state as a simulation proceeds. This is the ultimate metric for accuracy, yet quantum state fidelity is rarely reported in contemporary AQS experiments with NISQ hardware, perhaps because it is difficult to measure or too demanding to be useful. More conventionally, we demonstrate experimental AQS of the time evolution of a bulk observable (magnetization), with a simulation depth and accuracy that lies well beyond the capabilities of universal simulators based on current NISQ hardware (see, for example, refs. [22–25]). These are key elements required for future systematic exploration of the interplay between dynamics, hardware imperfections, and accuracy in AQS.

AQS falls into two broad categories sometimes referred to as “emulation” and “simulation”. A quantum emulator is a special-purpose device governed by the same Hamiltonian and having the same Hilbert space structure as the system of interest. Emulators have been realized on a variety of physical platforms and used to study a range of phenomena with considerable success [5, 26–28]. A quantum simulator, by contrast, is a universal device that is controllable, in the sense that one can “program” it to implement any $SU(d)$ unitary map of Hilbert space onto itself. Given an arbitrary system Hamiltonian and a mapping of the system Hilbert space \mathcal{H}_{sys} onto the simulator Hilbert space \mathcal{H}_{sim} , one can then implement unitary time steps on the simulator and iterate to perform a stroboscopic simulation of the system dynamics.

Our Cs-atom based “device” is a quantum simulator in the second sense and requires unitary control over the entire accessible Hilbert space. As shown in [19], the spin degrees of freedom of a Cs atom in its electronic ground state are controllable with a combination of phase modulated rf and μw magnetic fields whose time dependent, piece-wise constant phases $\{\phi_i^{rfx}, \phi_i^{rfy}, \phi_i^{\mu w}\} = \{\vec{\phi}_i\}$ serve as control variables (“controls” for short). We can then apply the generic toolbox provided by quantum Opti-

mal Control to find (non-unique) controls that accomplish the control task at hand. In this article we focus on the adaptation of Optimal Control to AQS, and refer the reader to past work [19–21, 29] and the accompanying Supplemental Material for details of the experimental implementation.

To set up an AQS we first choose orthonormal bases in \mathcal{H}_{sys} and \mathcal{H}_{sim} . Having done so, a straightforward way of mapping from system to simulator is to represent states and operators by identical vectors and matrices in the two bases. Next, given a unitary time propagator W acting on the system, we seek controls $\{\vec{\phi}_i\}$ for which the transformation $U(\{\vec{\phi}_i\})$ acting on the simulator is a good approximation to W . Note that W can be chosen as the exact propagator for a time step of any length; there will be no Trotter errors [3, 4] unless deliberately introduced as part of the simulation. Given W , we then use one of two versions of Optimal Control to find high-performing controls:

Conventional Control. This version uses an objective function of the form $\mathcal{F}(\{\vec{\phi}_i\}) = |\text{Tr}[W^\dagger U(\{\vec{\phi}_i\})]|^2/d^2$ (the fidelity). Numerical optimization of $\mathcal{F}(\{\vec{\phi}_i\})$ as a function of $\{\vec{\phi}_i\}$ will then find controls for which the matrices W and $U(\{\vec{\phi}_i\})$ are near identical in the chosen bases. That is, within a global phase, they have the same eigenvalues and eigenstates. In prior work we have found that $N_\phi = 150$ phase steps (450 distinct phase values) is sufficient to consistently achieve a theoretical $\mathcal{F}(\{\vec{\phi}_i\}) \geq 0.99999$ for any W . In the laboratory where control errors and decoherence are present, the corresponding controls achieve fidelities $\mathcal{F} \geq 0.98$ on average, as measured by randomized benchmarking [21].

EigenValue Only (EVO) Control. In a quantum simulation there are in principle no restrictions on the map from system to simulator. To take advantage of this freedom, we note that it suffices for W and $U(\{\vec{\phi}_i\})$ to have close to identical eigenvalues, in which case W and $VU(\{\vec{\phi}_i\})V^\dagger$ will be nearly identical for some map V . Accordingly, the EVO approach uses an objective function

$$\mathcal{F}_{\text{EVO}}(\{\vec{\phi}_i\}, \{v_j\}) = \frac{1}{d^2} |\text{Tr}[W^\dagger VU(\{\vec{\phi}_i\})V^\dagger]|^2 \quad (1)$$

where $V = \sum_{j=1}^{d^2-1} v_j \Lambda_j$, and $\{\Lambda_j\}$ is a set of generalized Gell-Mann matrices that form a basis in $d \times d$ matrix space. Simultaneous numerical optimization of $\mathcal{F}_{\text{EVO}}(\{\vec{\phi}_i\}, \{v_j\})$ with respect to $\{\vec{\phi}_i\}$ and $\{v_j\}$ will then find co-optimal controls and system-simulator maps.

Our experience suggests that the search complexity and computational effort is comparable for Conventional and EVO control. Furthermore, we find that optimizing for EVO rather than the entire W can reduce the number of phase steps from $N_\phi = 150$ to something in the range from $N_\phi = 10$ to $N_\phi = 60$, depending on the nature of W . This brings a significant advantage in terms of the possible number of time steps and overall

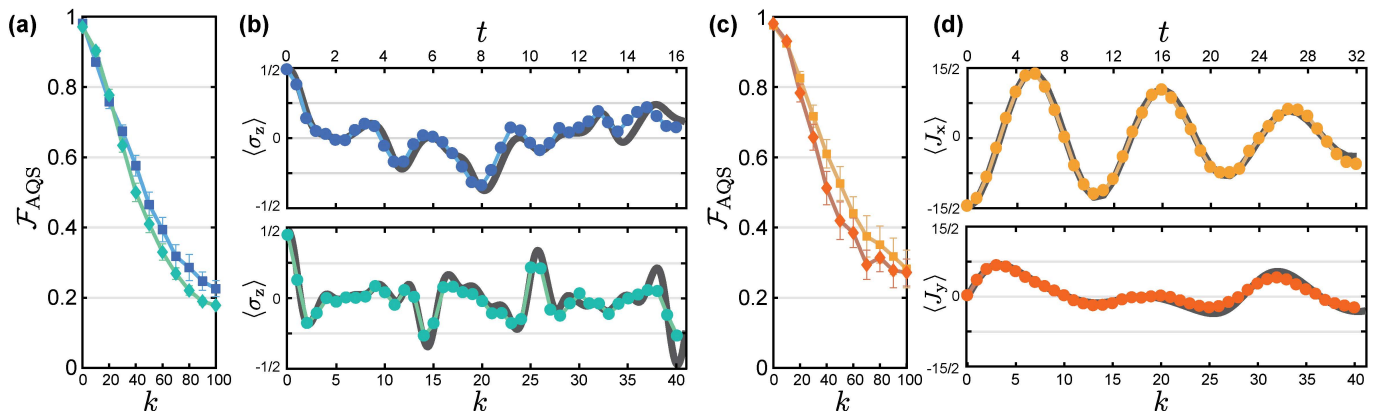


FIG. 2. (Color online) AQS of two popular model systems corresponding to the Hamiltonians in Eqs. 2a,b. (a) Measured quantum state fidelity $\mathcal{F}_{\text{AQS}}(k)$ for two versions of the TI model with $\delta t = 0.4$, $s/h = 1.25$ (diamonds) and $\delta t = 0.4$, $s/h = 0.63$ (squares). (b) Simulation results for $\langle \sigma_z^z \rangle$ at $\delta t = 0.4$, $s/h = 1.25$ (top) and $\delta t = 0.4$, $s/h = 0.63$ (bottom). (c) Measured $\mathcal{F}_{\text{AQS}}(k)$ for two versions of the LMG model with $\delta t = 0.8$, $s = 0.4$ (circles) and $\delta t = 1.6$, $s = 0.7$ (diamonds). (d) Simulation results for $\langle J_x \rangle$ at $\delta t = 0.8$, $s = 0.4$ (top) and $\langle J_y \rangle$ at $\delta t = 0.8$, $s = 0.7$ (bottom).

fidelity in a quantum simulation. On the downside we have found that EVO control performs poorly when W is close to the identity. This is generally not an issue for AQS where one typically chooses time steps that change the simulator state appreciably. A second, separate issue arises if the system Hamiltonian is time dependent and the propagators $W(k)$ are different for different time steps k . One must then do separate EVO searches for solutions $V_k U_k(\{\vec{\phi}_i\}) V_k^\dagger$, where inevitably $V_k \neq V_{k+1}$. The resulting basis mismatch means one cannot simply concatenate the $U_k(\{\vec{\phi}_i\})$, and any attempt to restrict the V_k negates the original advantage. Therefore, when simulating short time steps or time dependent Hamiltonians we revert to Conventional control which works in every scenario we have explored. See the Supplemental Material for details.

To establish a baseline performance we have tested our quantum simulator on three popular and well-studied model systems described by the Hamiltonians

$$H_{\text{TI}} = - \sum_i^N h \sigma_i^z - \sum_i^{N-1} S \sigma_i^x \sigma_{i+1}^x, \quad N = 4 \quad (2a)$$

$$H_{\text{LMG}} = -(1-s)J_z - sJ_x^2, \quad J = 15/2 \quad (2b)$$

$$H_{\text{QKT}} = -pJ_z \sum_{n=0}^{\infty} \delta(\tau - nT) - \frac{\kappa}{2JT} J_x^2, \quad J = 15/2 \quad (2c)$$

The nearest neighbor Transverse Ising (TI) [30] and Lipkin-Meshkov-Glick (LMG) [31, 32] models are common paradigms for the study of phase transitions, and while both are always integrable they nevertheless feature nontrivial dynamics. The Quantum Kicked Top (QKT) is a time-discrete version of the LMG model whose classical phase space can be regular, mixed or globally chaotic de-

pending on the parameters p, κ [33, 34]. For each model we choose the system size N or J to make full use of the entire 16-dimensional Hilbert space available on our simulator.

In the laboratory each AQS follows the same basic template. Given a model Hamiltonian, we use Conventional or EVO control to find controls $\{\vec{\phi}_i\}$ and a corresponding time propagator $U(\{\vec{\phi}_i\})$ that simulates the system evolution during a time step δt . Knowing the system-simulator map, we then prepare the simulator in the chosen initial state $|\chi(0)\rangle$, take k time steps, measure the observable M of interest, and repeat for $1 \leq k \leq K$ to build up a stroboscopic record of the expectation value $\langle M(k) \rangle$. In a typical AQS of systems such as the TI and LMG models, M might be a spin observable. As a unique measure of the accuracy of the simulation we can also look at the fidelity of the quantum state itself, $\mathcal{F}_{\text{AQS}}(k) = \text{Tr}[\rho_A |\chi(k)\rangle \langle \chi(k)|]$, where $|\chi(k)\rangle$ and ρ_A are the theoretically predicted and actual states after k steps. To access this quantity we measure the projector $M(k) = |\chi(k)\rangle \langle \chi(k)|$, i. e., the probability of finding the simulator in the predicted state after k steps. In practice, the use of standard laser cooling techniques to prepare a large sample of non-interacting Cs atoms allows us to run as many as $\sim 10^7$ identical quantum simulators in parallel. This leads to small variations in the control fields from atom to atom, but at the same time ensures an excellent average over noise in the controls and the measurement. In our setup the time per phase step is $4\mu\text{s}$ and the maximum overall duration of a quantum simulation is 12ms, limited by the time a free-falling Cs atom spends in the region of uniform control fields.

Figures 2a,c show fidelities $\mathcal{F}_{\text{AQS}}(k)$ for two versions of a 4-site TI model and a $J = 15/2$ LMG model each, for $0 \leq k \leq 100$ time steps. The simulations are based on EVO control with $N_\phi = 20$ phase steps, and

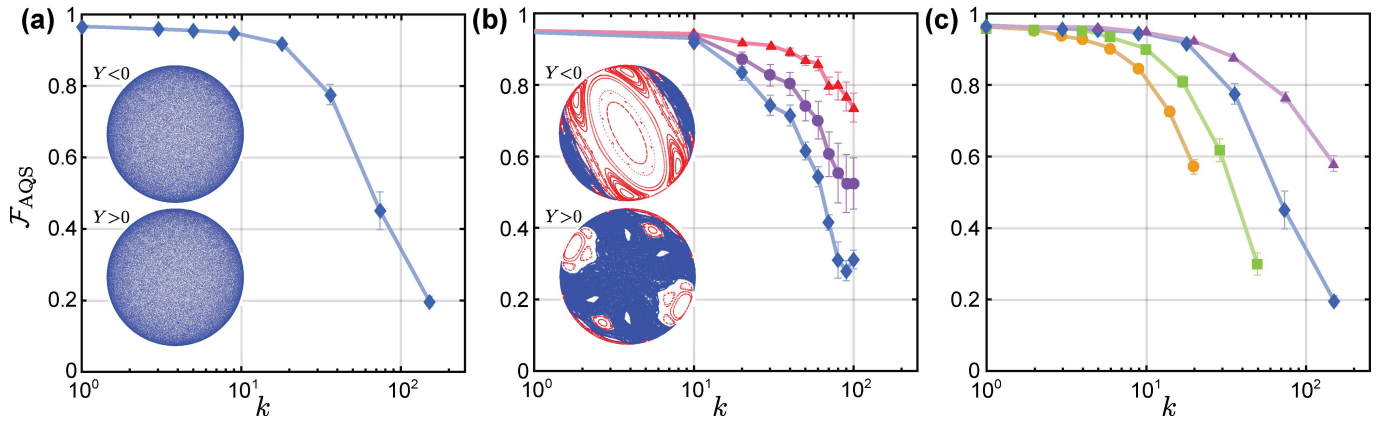


FIG. 3. (Color online) AQS of the Quantum Kicked Top, Eq. 2c. (a) Measured quantum state fidelity $\mathcal{F}_{\text{AQS}}(k)$ (average over 10 random initial spin coherent states) in the globally chaotic regime ($p = 1, \kappa = 7$). Insert: Classical stroboscopic phase space map for the two hemispheres $J_y < 0$ and $J_y > 0$ showing global chaos. (b) Measured quantum state fidelity $\mathcal{F}_{\text{AQS}}(k)$ in a mixed regime ($p = 0.99, \kappa = 2.3$), averaged over 5 random initial spin coherent states in the large regular island in the $J_y < 0$ hemisphere (squares), over 5 random initial spin coherent states in the sea of chaos in the $J_y > 0$ hemisphere (diamonds), and over all 10 initial states (circles). Insert: Classical phase space map. (c) Measured $\mathcal{F}_{\text{AQS}}(k)$ ($p = 1, \kappa = 7$), averaged over 10 initial states, for different control strategies: Conventional control with $N_\phi = 150, K = 20$ (circles), EVO control with $N_\phi = 60, K = 50$ (squares) and $N_\phi = 20, K = 150$ (diamonds), and finally EVO control with $N_\phi = 20, K = 150$ in the randomized benchmarking scenario where coherent errors are scrambled (triangles).

the fidelities are averages over 10 randomly chosen initial states. The TI data corresponds to ferromagnetic and paramagnetic regimes respectively, while the LMG data correspond to regimes below and just above the critical point. In all cases the simulation fidelity declines smoothly with time but remains well above that of a mixed state, $\mathcal{F}_{\text{AQS}}(k) > 1/16 = 0.0625$, even after $k = 100$ time steps. As examples of AQS of dynamical observables, Figs. 2b,d show simulations of the collective $\langle \sigma_z^2 \rangle$ for the TI model, and collective spin components $\langle J_x \rangle$ and $\langle J_y \rangle$ for the LMG model. Each AQS extends over $1 \leq k \leq 40$ time steps, enough to densely sample for long enough that the nature of the dynamics becomes apparent. Overall, quantum simulation of the TI model appears to be somewhat more challenging than the LMG model, but both manage to track the spin dynamics with good accuracy. Notably, 40 time steps is enough for a considerable loss of fidelity, $\mathcal{F}_{\text{AQS}}(k) \sim 0.5$, hinting that useful simulation of "global" observables can be achieved even when accuracy at the level of the quantum state is fairly poor.

As a third test we apply our simulator to the Quantum Kicked Top. An AQS of the QKT consists of repeated applications of the Floquet Operator, and the only meaningful time step is one period of the Hamiltonian H_{QKT} . This assures that the propagator W is far from the identity for all but a small subset of parameters, and thus ideally suited for EVO control. Figs. 3a,b show fidelities $\mathcal{F}_{\text{AQS}}(k)$ for two versions of the QKT with globally chaotic ($p = 1, \kappa = 7$) and mixed ($p = 0.99, \kappa = 2.3$) phase spaces, averaged over 10 initial coherent states of the collective spin. Based on general arguments relating

quantum chaos to hypersensitivity [12], one might expect that AQS will be more challenging for the globally chaotic case than for the mixed case, and this may be the origin of the lower fidelity seen for the former. For the mixed case we can further separate out initial states chosen in regular versus chaotic regions, with the former achieving significantly higher fidelity than the latter. Somewhat counter to expectations, however, every quantum simulation of the QKT shown here does at least as well, and in some case significantly better in terms of fidelity per step, than the simulations of the integrable TI and LMG models.

Finally, we use the QKT in the globally chaotic regime to explore how the fidelity of an AQS depends on the control strategy and the types of errors present in the experiment. Figure 3c shows simulation fidelities for three scenarios: EVO control with $N_\phi = 20$ and $N_\phi = 60$ phase steps, and Conventional control with $N_\phi = 150$; the corresponding maximum number of QKT steps are $K = 150$, $K = 50$, and $K = 20$, and the fidelities decline smoothly to $\mathcal{F}_{\text{AQS}}(k) \sim 0.2$, $\mathcal{F}_{\text{AQS}}(k) \sim 0.3$, and $\mathcal{F}_{\text{AQS}}(k) \sim 0.58$ at the end points. To our knowledge, this demonstrates an accessible simulation depth that compares very favorably with current state of the art for quantum simulations running on NISQ hardware.

It is worth recalling that every AQS discussed here involves repeated application of the time propagator over and over again, a scenario in which coherent control errors have the potential to compound much faster than random noise. We can explore the role of coherent errors versus noise by comparing to a scenario akin to randomized benchmarking [35]. To do so, we use EVO optimiza-

tion with $N_\phi = 20$ phase steps to find a number of time propagators $U(\{\vec{\phi}_i\})$, all of which have identical eigenvalues but different and effectively random controls $\{\vec{\phi}_i\}$ and maps V . These are put together in random sequences of various lengths, at the end of which we measure the fidelity of the output state relative to the output predicted in the absence of errors. As seen in Figure 3c, the resulting decline in fidelity is significantly slower than for each of the three quantum simulations, with an end point fidelity of $\mathcal{F}_{\text{AQS}}(k) \sim 0.6$ at $k = 150$, and an average fidelity per step of 0.997. We take this as evidence that quantum simulations such as those studied here are more strongly affected by coherent errors than random noise, and that efforts to improve the simulation fidelity should focus on the former rather than the latter.

In conclusion, we have demonstrated a small, universal and highly accurate analog quantum simulator based on the spin-degrees of freedom in the ground state of a single Cs atom. We have further shown how the toolbox of Optimal Control can be adapted to program such a simulator, and we have established its baseline performance by applying it to both integrable and chaotic model systems. Notably, the idea of looking for co-optimal controls and system-simulator maps is not restricted to quantum simulation, and could lead to similar gains in other contexts where a generic control task is mapped onto a specific piece of hardware. Going forward, we plan to use our Cs atom quantum simulator to develop and test a general understanding of the interplay between the native errors of a generic quantum simulator and the types of observables one might use it to access. Ultimately, we hope testbeds such as ours can help us better understand the computational power of analog quantum devices and their use in lieu of error corrected and fault tolerant quantum computers.

This work was supported by the US National Science Foundation Grants PHY-1521439, PHY-1820679, and PHY-1630114.

-
- [1] E. T. Campbell, B. M. Terhal, and C. Vuillot, *Nature (London)*, **549**, 172 (2017).
- [2] J. Preskill, *Quantum*, **2**, 79 (2018).
- [3] I. M. Georgescu, S. Ashhab, and F. Nori, *Rev. Mod. Phys.* **86**, 153 (2014).
- [4] F. Tacchino, A. Chiesa, S. Caretta, and D. Gerace (2019). arXiv:1907.03505
- [5] J. Zhang, G. Pagano, P. W. Hess, A. Kyprianidis, P. B. Ecker, H. Kaplan, A. V. Gorshkov, Z. X. Gong, and C. Monroe, *Nature (London)* **551**, 601 (2017).
- [6] C. Hempel, C. Maier, J. Romero, J. McClean, T. Monz, H. Shen, P. Jurcevic, B. P. Lanyon, P. Love, R. Babbush, A. Aspuru-Guzik, R. Blatt, and C. F. Roos, *Phys. Rev. X* **8**, 031022 (2018)
- [7] A. Safavi-Naini, R. J. Lewis-Swan, J. G. Bohnet, M. Gärtner, K. A. Gilmore, J. E. Jordan, J. Cohn, J. K. Freericks, A. M. Rey, and J. J. Bollinger, *Phys. Rev. Lett.* **121**, 040503 (2018).
- [8] H. Labuhn, D. Barredo, S. Ravets, S. de Léséleuc, T. Macri, T. Lahaye, and A. Browaeys, *Nature (London)* **534**, 667 (2016).
- [9] H. Bernien, S. Schwartz, A. Keesling, H. Levine, A. Omran, H. Pichler, S. Choi, A. S. Zibrov, M. Endres, M. Greiner, V. Vuletić, and M. D. Lukin, Probing many-body dynamics on a 51-atom quantum simulator, *Nature (London)* **551**, 579 (2017).
- [10] R. Barends, A. Shabani, L. Lamata, J. Kelly, A. Mezzacapo, U. L. Heras, R. Babbush, A. G. Fowler, B. Campbell, Y. Chen, Z. Chen, B. Chiaro, A. Dunsworth, E. Jeffrey, E. Lucero, A. Megrant, J. Y. Mutus, M. Neeley, C. Neill, P. J. J. O'Malley, C. Quintana, P. Roushan, D. Sank, A. Vainsencher, J. Wenner, T. C. White, E. Solano, H. Neven, and J. M. Martinis, *Nature* **534**, 222 (2016).
- [11] R. Harris, Y. Sato, A. J. Berkley, M. Reis, F. Altomare, M. H. Amin, K. Boothby, P. Bunyk, C. Deng, C. Enderud, S. Huang, E. Hoskinson, M. W. Johnson, E. Ladizinsky, N. Ladizinsky, T. Lanting, R. Li, T. Medina, R. Molavi, R. Neufeld, T. Oh, I. Pavlov, I. Perminov, G. Poulin-Lamarre, C. Rich, A. Smirnov, L. Swenson, N. Tsai, M. Volkmann, J. Whittaker, and J. Yao, *Science* **361**, 162 (2018)
- [12] A. Peres, in *Quantum Chaos*, edited by H. A. Cerdeira, R. Ramaswamy, M. C. Gutzwiller, and G. Casati (World Scientific, Singapore, 1991), p. 73.
- [13] B. Georgeot and D. L. Shepelyansky, *Phys. Rev. E* **62**, 3504 (2000).
- [14] B. Georgeot, *Math. Struct. in Comp. Science* **17**, 1221 (2007).
- [15] R. Schack and C. M. Caves, *Quantum Communication, Computing, and Measurement*, edited by O. Hirota, A. S. Holevo, and C. M. Caves, (Plenum Press, New York, 1997), p. 317.
- [16] T. Albash, V. Martin-Mayor, and I. Hen, *Quantum. Sci. Technol.* **4**, 02LT03 (2019).
- [17] A. Pearson, A. Mishra, I. Hen, and D. Lidar (2019). arXiv:1907.12678.
- [18] P. Hauke, F. Cucchietti, L. Tagliacozzo, I. H. Deutsch, and M. Lewenstein, *Rep. Prog. in Phys.* **75**, 082401 (2012).
- [19] S. T. Merkel, P. S. Jessen, and I. H. Deutsch, *Phys. Rev. A* **78**, 023404 (2008).
- [20] A. Smith, B. E. Anderson, H. Sosa-Martinez, C. A. Ríofrío, I. H. Deutsch, and P. S. Jessen, *Phys. Rev. Lett.* **111**, 170502 (2013).
- [21] B. E. Anderson, H. Sosa-Martinez, C. A. Ríofrío, I. H. Deutsch, and P. S. Jessen, *Phys. Rev. Lett.* **114**, 240401 (2015).
- [22] B. P. Lanyon, C. Hempel, D. Nigg, M. Mller, R. Gerritsma, F. Zhringer, P. Schindler, J. T. Barreiro, M. Rambach, G. Kirchmair, M. Hennrich, P. Zoller, R. Blatt, and C. F. Roos, *Science* **334**, 57 (2011)
- [23] A. Chiesa, F. Tacchino, M. Grossi, P. Santini, I. Tavernelli, D. Gerace, and S. Carretta, *Nat. Phys.* **15**, 455 (2019).
- [24] A. Smith, M. S. Kim, F. Pollmann, and J. Knolle (2019). arXiv:1906.06343.
- [25] E. Gustafson, P. Dreher, Z. Hang, and Y. Meurice (2019). arXiv:1910.09478.
- [26] J. W. Britton, B. C. Sawyer, A. C. Keith, C.-C. J. Wang, J. K. Freericks, H. Uys, M. J. Biercuk, and J. J. Bollinger, *Nature (London)* **484**, 489 (2012)

- [27] P. Jurcevic, B. P. Lanyon, P. Hauke, C. Hempel, P. Zoller, R. Blatt, and C. F. Roos, *Nature (London)* **511**, 202 (2014)
- [28] C. Gross and I. Bloch, *Science* **357**, 995 (2017)
- [29] H. Sosa-Martinez, N. K. Lysne, C. H. Baldwin, A. Kalev, I. H. Deutsch, and P. S. Jessen, *Phys. Rev. Lett.* **119**, 150401 (2017)
- [30] S. Suzuki, J. Inoue, and B. Chakrabarti, *Quantum Ising Phases and Transitions in Transverse Ising Models*, 2nd ed. (Springer-Verlag Berlin Heidelberg, 2013)
- [31] H. J. Lipkin, N. Meshkov, and A. J. Glick, *Nucl. Phys.* **62**, 188 (1965).
- [32] T. Zibold, E. Nicklas, C. Gross, and M. K. Oberthaler, *Phys. Rev. Lett.* **105**, 204101 (2010).
- [33] F. Haake, M. Kus, and R. Scharf, *Z. Phys. B Condens. Matter* **65**, 381 (1987).
- [34] S. Chaudhury, A. Smith, B. E. Anderson, S. Ghose, and P. S. Jessen. *Nature* **461**, 768 (2009).
- [35] E. Knill, D. Leibfried, R. Reichle, J. Britton, R. B. Blakestad, J. D. Jost, C. Langer, R. Ozeri, S. Seidelin, and D. J. Wineland, *Phys. Rev. A* **77**, 012307 (2008).