

A Language-based Serverless Function Accelerator

EMILY HERBERT, University of Massachusetts Amherst

ARJUN GUHA, University of Massachusetts Amherst

Serverless computing is an approach to cloud computing that allows programmers to run *serverless functions* in response to external events. Serverless functions are priced at sub-second granularity, support transparent elasticity, and relieve programmers from managing the operating system. Thus serverless functions allow programmers to focus on writing application code, and the cloud provider to manage computing resources globally. Unfortunately, today's serverless platforms exhibit high latency, because it is difficult to maximize resource utilization while minimizing operating costs.

This paper presents *serverless function acceleration*, which is an approach that transparently lowers the latency and resource utilization of a large class of serverless functions. We accomplish this using language-based sandboxing, whereas existing serverless platforms employ more expensive operating system sandboxing technologies, such as containers and virtual machines. OS-based sandboxing techniques are compatible with more programs than language-based techniques. However, instead of ruling out any programs, we use language-based sandboxing when possible, and operating system sandboxing if necessary. Moreover, we seamlessly transition between language-based and OS-based sandboxing by leveraging the fact that serverless functions must tolerate re-execution for fault tolerance. Therefore, when a serverless function attempts to perform an unsupported operation in the language-based sandbox, we can safely re-execute it in a container.

Security is critical in cloud computing, thus we present a serverless function accelerator with a minimal trusted computing base (TCB). We use a new approach to trace compilation to build a source-level, interprocedural, execution trace tree for serverless functions written in JavaScript. We compile trace trees to a safe subset of Rust, validate the compiler output, and link it to a runtime system. The tracing system and compiler are untrusted, whereas the trusted runtime system and validator are less than 3,200 LOC of Rust.

We evaluate these techniques in our implementation, which we call `CONTAINERLESS`, and show that our approach can significantly decrease the latency and resource utilization of serverless functions, e.g., increasing throughput of I/O bound functions by 3.4x (geometric mean speedup). We also show that the impact of tracing is negligible and that `CONTAINERLESS` can seamlessly switch between its two modes of sandboxing.

1 INTRODUCTION

Serverless computing is a recent approach to cloud-computing that allows programmers to run small, short-lived programs, known as *serverless functions*, in response to external events. In contrast to rented virtual machines, serverless computing is priced at sub-second granularity and the programmer only incurs costs when a function is processing an event. The serverless platform fully manages the (virtualized) operating system, load-balancing, and auto-scaling for the programmer. In particular, the platform transparently starts and stops concurrent instances of a serverless function as demand rises and falls. Moreover, the platform terminates all instances of a function if it does not receive events for an extended period of time.

Unfortunately, today's serverless platforms exhibit high tail latency [Shahrad et al. 2019]. This problem occurs because the serverless platform has to make a tradeoff between maximizing resource utilization (to lower costs) and minimizing event-processing latency (which requires idle resources). Therefore, an approach that simultaneously lowers latency and resource utilization would have several positive effects, including lowering cold start times and lowering the cost of keeping idle functions resident.

Authors' addresses: Emily Herbert, emilyherbert@cs.umass.edu, University of Massachusetts Amherst; Arjun Guha, arjun@cs.umass.edu, University of Massachusetts Amherst.

2020. XXXX-XXXX/2020/8-ART \$15.00

<https://doi.org/10.1145/nnnnnnn.nnnnnnn>

The dynamic language bottleneck. A key performance bottleneck for serverless functions is that they are typically written in dynamic languages, such as JavaScript. Contemporary JavaScript virtual machines are state-of-the-art JITs that make JavaScript run significantly faster than simpler bytecode interpreters [Deutsch and Schiffman 1983]. Nevertheless, JIT-based virtual machines are not ideal for serverless computing for several reasons. First, their instrumentation, optimization, and dynamically generated code can consume a significant amount of time and memory [Dean et al. 1995]. Second, a JIT takes time to reach peak performance, and may never reach peak performance at all [Barrett et al. 2017]. Finally, existing language runtimes require an operating system sandbox. In particular, Node—the de facto standard for running JavaScript outside the browser—is not a reliable sandbox [Brown et al. 2017].

Alternative languages. An alternative approach is to give up on JavaScript, and instead require the programmer to use a language that performs better and is easier to secure in a serverless execution environment. For example, Boucher et al. present a platform that only supports serverless functions written in Rust [Boucher et al. 2018]. This allows them to leverage Rust’s language-level guarantees to run several serverless functions in a single shared process, which is more lightweight than per-process sandboxing or per-container sandboxing. However, Rust is not a panacea. For many programmers, Rust has a steep learning curve, and a deeper problem is that Rust’s notion of safety is not strong enough for serverless computing. Even if a program is restricted to a safe subset of Rust, the language *does not* guarantee resource isolation, deadlock freedom, memory leak freedom, and other critical safety properties [Rust 2019]. Boucher et al. identify these problems, but are not able to address them in full.

Compiling JavaScript Ahead-of-Time. Consider a small variation of the previous idea: the serverless platform could compile JavaScript to Rust for serverless execution. JavaScript would make the platform appeal to a broader audience, the Rust language would ensure memory-safety, and the JS-to-Rust compiler could insert dynamic checks to provide guarantees that Rust does not statically provide. Unfortunately, this approach would run into several problems. First, Garbage-collected languages support programming patterns that cannot be expressed without a garbage collector [Jones 1996, p. 9]. Therefore, many JavaScript programs could not be compiled without implementing garbage collection in Rust, which requires unsafe code (i.e., to traverse stack roots). Second, dynamically typed languages support programming patterns that statically typed languages do not [Chugh et al. 2012; Furr et al. 2009; Guha et al. 2011; Tobin-Hochstadt and Felleisen 2008]. Therefore, a JS-to-Rust compiler would have to produce Rust code that is littered with type-checks and type-conversions [Henglein and Rehof 1995], which would be slower than a JIT that eliminates type-checks based on runtime type feedback [Höltz and Ungar 1994]. Finally, JavaScript has several obscure language features (e.g., proxy objects and the lack of arity-checks) [Bodin et al. 2014; Guha et al. 2010; Maffeis et al. 2008] that are difficult to optimize ahead-of-time. Although recent research has narrowed the gap between JIT and AOT compilers [Serrano 2018], JITs remain the fastest way to run JavaScript.

Our approach. The aforementioned approaches assume serverless functions are arbitrary programs, and overlook some unique properties that we can exploit:

- (1) A typical serverless function is *short lived* and *consumes limited memory*. For example, a study of serverless workloads on Azure found that 50% of all serverless functions process events in less than one second (on average), and consume less than 170 MB of memory [Shahrad et al. 2020]. This is to be expected, because serverless functions often respond to events triggered by end-users of interactive systems.

- (2) A serverless function has *transient in-memory state*, and must place persistent state in external storage. This allows the function to tolerate faults in the (distributed) serverless execution platform, and allows the platform to evict a running function at any time without notification.
- (3) A serverless function is *idempotent*, which means it must tolerate re-execution, e.g., using transaction IDs to avoid duplicating side-effects. This allows the serverless platform to naively re-invoke a function when it detects a potential fault.

This paper presents CONTAINERLESS, which is a *serverless function accelerator*, which uses a language-based sandbox to accelerate serverless functions written in JavaScript, instead of operating system sandboxing, which is used today. Ordinarily, moving to a language-based sandbox would restrict what programs can do. For example, today’s serverless functions can embed shell scripts, launch binary executables, write to the filesystem, and so on, within the confines of an operation-system sandbox (e.g., a Docker container).

However, instead of asking the programmer to choose between the two sandboxing modes, CONTAINERLESS uses language-based sandboxing when possible, and *transparently* falls back to container-based sandboxing if necessary. This approach works because serverless functions must be *idempotent*. Apart from the difference in performance, a programmer cannot write code that observes if the function is running in our new language-based sandbox or the usual container-based sandbox. For example, suppose a function running in the language-based sandbox attempts to run a shell script. In this case, CONTAINERLESS terminates the language-based sandbox, and re-executes the function in a container with a virtual filesystem. The programmer will observe high latency for that request, which could be caused by a number of factors. Moreover, the CONTAINERLESS runtime will determine that future executions of the function should use container-based sandboxing to avoid needless re-execution.

CONTAINERLESS also eschews garbage collection, and instead uses an arena allocator that frees memory after each response. This approach is safe, because serverless functions must tolerate *transient in-memory state*.

Security is another factor that affects the design of CONTAINERLESS. CONTAINERLESS is built in Rust and is carefully designed to minimize the trusted computing base (TCB). For language-based sandboxing, CONTAINERLESS generates Rust code from JavaScript. This shifts a significant portion of the TCB out of our implementation and onto the Rust type system, which has been heavily studied using formal methods [Jung et al. 2018]. However, CONTAINERLESS is *not* a general-purpose JS-to-Rust compiler. As discussed above, a JS-to-Rust compiler would suffer several pitfalls due to the “impedance mismatch” between the two languages (e.g., types and garbage collection). Instead, CONTAINERLESS first instruments the source code of a serverless function to dynamically generate an *inter-procedural execution trace tree*, which we compile to Rust. This approach is closely related to tracing JIT compilers. However, a unique feature of our trace tree is that it includes asynchronous callbacks. To the best of our knowledge, all prior JITs are limited to sequential code. However, the “hot path” in a typical serverless function includes asynchronous web requests, thus we have to develop this capability.

Tracing in CONTAINERLESS thus works as follows. The serverless function begins execution in a container, with its source code instrumented to dynamically build an execution trace tree. After a number of events, CONTAINERLESS extracts the trace tree and compiles it to Rust. Subsequent events are thus processed more efficiently in Rust instead of the container. If the Rust code receives an event that triggers an unknown execution path, it aborts and falls back to the container. However, whereas a general-purpose JIT must use sophisticated techniques such as deoptimization and on-stack replacement, CONTAINERLESS can naively abort the fast-path (Rust) and re-execute the program in the slow-path (container).

We evaluate CONTAINERLESS with a suite of six typical serverless functions and show that CONTAINERLESS 1) reduces resource usage, which allows it to handle more concurrent requests; 2) reduces the latency of serverless functions; and 3) seamlessly transitions between its two sandboxing modes.

Contributions. To summarize we make the following contributions.

- (1) We show that it is possible to transparently accelerate serverless functions using language-based techniques, by exploiting the fact that serverless functions are idempotent and have transient in-memory state.
- (2) We present a source-to-source compiler and runtime system that instruments JavaScript code, to dynamically generate an inter-procedural execution trace tree. A unique feature of our approach to tracing is that it includes asynchronous callbacks. In addition, our approach to source-level tracing uses a runtime system that grows the trace using zipper-like operations [Huet 1997].
- (3) We present a compiler that translates trace trees to a safe subset of Rust, which minimizes the amount of new code that the serverless platform has to trust.
- (4) We evaluate CONTAINERLESS on six canonical serverless functions. We show that it can increase the throughput of serverless functions by 3.4x (geometric mean speedup), can reduce CPU utilization by a factor of 0.20x (geometric mean), and may help alleviate the cold start problem.

The rest of this paper is organized as follows. §2 introduces serverless computing and the CONTAINERLESS API. §3 presents the language of trace trees and describes how we construct traces from JavaScript. §4 presents the trace-to-Rust compiler. §5 presents the CONTAINERLESS invoker, which manages both containers and language-based sandboxes. §6 evaluates CONTAINERLESS. §7 discusses the security of the CONTAINERLESS design. §8 discusses related work. Finally, §9 concludes.

2 SERVERLESS PROGRAMMING WITH CONTAINERLESS

In this section we introduce the serverless programming model, using the CONTAINERLESS API. We then discuss the design and implementation of traditional, container-based serverless platforms, which is relevant to the design of CONTAINERLESS.

2.1 Programming with CONTAINERLESS

Figure 1 shows an example of a serverless function, written with CONTAINERLESS, that authenticates users. We note that ‘function’ is a misnomer, since a serverless function is in fact a serverless program, with helper functions, multiple modules, dependencies, etc. For consistency with the literature, we refer to serverless programs as serverless functions.

The code is written in JavaScript and uses the CONTAINERLESS API. The global `main` function is the entrypoint, and it receives a web request carrying a username and password (`req`). The function then fetches a dictionary of known users and their passwords from cloud storage (`resp`), validates the received username and password, and then responds with `'ok'` or `'error'`.

The function illustrates an important detail: JavaScript does not support blocking I/O. Therefore, all I/O operations take a callback function and return immediately. For example, the `c.get` function takes two arguments: a URL to get, and a callback function that eventually receives the response. Therefore, the `main` function is also asynchronous. To return a response, the serverless function calls `c.respond` within a callback. All JavaScript-based serverless programming platforms have similar APIs that either use callback functions or promises.¹

¹We believe that with some engineering effort, it should be possible to mimic the API of an existing serverless platform (§7).

```

1 let c = require('containerless');
2
3 function main(req) {
4   function F(resp) {
5     let u = req.body.username;
6     let p = req.body.password;
7     if (resp[u] === p) {
8       c.respond('ok');
9     } else {
10      c.respond('error');
11    }
12  }
13  c.get('passwords.json', F);
14 }

```

Fig. 1. A serverless function to authenticate users. The CONTAINERLESS API is similar to the APIs provided by commercial serverless computing platforms.

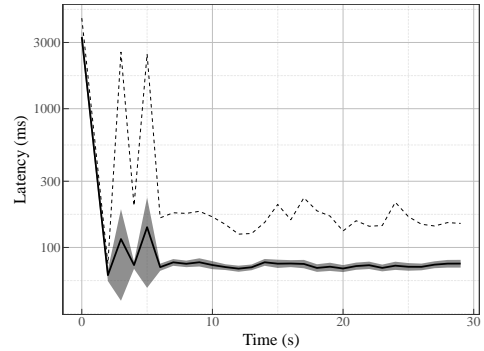


Fig. 2. Latency observed from a series of requests sent to a function hosted on Google Cloud Platform. The solid lines show the mean response latency, with the 95% confidence interval depicted by the shaded region around the mean. The dotted lines show the maximum latency.

The design of this serverless function is similar to a simple web server. However, some key differences are that the function does not choose a listening port or decode the request. The serverless platform manages these low-level details for the programmer. In this case, when the programmer creates this function, the platform assigns it a unique URL, and runs the function to respond to requests at that URL. The platform also manages the operating system and JavaScript runtime (including security updates), collects execution logs, and provides other convenient features.

2.2 Design and Implementation of Traditional Serverless Platforms

A serverless platform involves several components running in a distributed system. For example, OpenWhisk, which is the open-source serverless platform underlying IBM Cloud Functions, relies on a web frontend, an authentication database, a load balancer, and a message bus, all to process a single event [Shahrad et al. 2019].

Our work focuses on the *invoker*, which is the component that receives events for serverless functions, and forwards them to a pool of containers that it uses to execute serverless functions in isolation. The invoker places resource limits (e.g., CPU and memory limits) on all containers, and runs one function in each container. Within each container, the serverless function runs in a process that receives and responds to events (usually over the container's virtual network). For functions written in JavaScript, the process is a Node process.

A single invoker can handle several concurrent events. Moreover, an event may trigger one of several serverless functions from different customers, and the set of functions may change over time. The invoker may have several containers running concurrently for a single function, in which case it manages load-balancing across the running containers. If an error occurs during event processing (e.g., a container is not reachable on the network), the invoker hides the fault and re-sends the event to another container.

A *warm start* occurs when the invoker receives an event for a function f , and it has an idle container with f 's code. In contrast, a *cold start* occurs when the invoker needs to create a new container, either because the event triggers a function that has not recently run, or because all existing containers for f are busy. Cold starts incur significant overhead compared to warm starts,

Operators			
$op ::= + \mid - \mid * \mid \dots$			
Expressions			
$e ::= c$	Constant		
x	Variable		
$e_1 \ op \ e_2$	Binary operation		
Binding Forms			
$b ::= e$	Expression		
$\mathbf{function}(x_1 \dots x_n) \ blk$	Abstraction		
$f(e_1 \dots e_n)$	Application		
		Block	
		$blk ::= \{ s_1 \dots s_n \}$	
		Statements	
		$s ::= \mathbf{let} \ x = b;$	Binding
		blk	Block
		$\mathbf{if} \ (e) \ s_1 \ \mathbf{else} \ s_2$	Conditional
		$\mathbf{while} \ (e) \ s$	Loop
		$x = b;$	Assignment
		$\ell : s$	Label
		$\mathbf{break} \ \ell;$	Break
		$\mathbf{return} \ e;$	Return

Fig. 3. The fragment of JavaScript that we use to present tracing. CONTAINERLESS supports many other JavaScript features.

and result in high tail latency. Figure 2 shows the latency observed while sending series of requests to a function hosted on Google Cloud Platform. The effects of cold start can be observed through an initial 5 seconds after the first request.

Unfortunately, cold starts are unavoidable. It is not cost-effective for a cloud platform to always have idle containers for every function. Moreover, the invoker has to evict idle containers after a period of time to allocate resources to other functions. Furthermore, it is unsafe to reuse an idle container for a function f to handle an event for a function g : doing so risks leaking data from one customer to another via operating system resources (e.g., temporary files). Finally, the invoker cannot run two concurrent processes from two different customers in the same container. Instead, the invoker ensures that a single container only ever processes events for a single function.²

In summary, the serverless platform automatically takes care of load-balancing, failure recovery, and resource allocation for the programmer. Moreover, since it uses a shared pool of computing resources, thus an individual programmer does not have to pay for idle computing time.

However, the serverless abstraction is not transparent, and the programmer has to ensure that their serverless function satisfies some key properties [Jangda et al. 2019; Obetz et al. 2020]. 1) When the platform detects a failure while handling an event, it simply re-invokes a container. For functions with external effects (e.g., writes to an external database), it is up to the programmer to ensure that the function is idempotent, so that re-execution is safe. 2) When an invoker evicts an idle function, it does so without any notification. Therefore, functions have *transient in-memory and on-disk state*. Programmers have to ensure that all persistent state is saved to external storage (e.g., cloud storage or a cloud-hosted database). 3) To manage resources, the platform imposes a *hard timeout* on all functions (at most a few minutes on current platforms). If a programmer needs to perform a lengthier computation, they need to break it up into smaller functions. These are the characteristics that CONTAINERLESS exploits for serverless function acceleration.

3 FROM JAVASCRIPT TO DYNAMIC TRACE TREES

This section presents how CONTAINERLESS turns a serverless function into a dynamically generated trace tree. §4 describes the trace-to-Rust compiler.

3.1 A Representative Fragment of JavaScript

Figure 3 presents a small fragment of JavaScript, which includes first-class functions, assignable variables, conditionals, while loops, labels, and breaks. We also restrict the syntax of JavaScript

²SAND [Akkus et al. 2018] proposes running multiple events in a single container, as long as they service the same customer. Thus customers have to ensure that their functions do not interfere with each other.

Set of traced event-handlers $T ::= n \rightarrow h$ **Events** $ev ::= \text{'listen'} \mid \text{'get'} \mid \text{'post'} \mid \dots$ **Event Handler** $h ::= \text{handler}(\text{envId}:x, \text{argId}:x, \text{body}:t)$ **l-values**

$tlv ::= x$	Variable
$*t.x$	Variable in environment

Addresses

$a ::= t.x$	Address in environment
$\&x$	Address of variable

Blocks $tblk ::= \{ t_1 \dots t_n \}$ **Trace trees**



$t ::= c$	Constant
x	Variable
$t_1 \text{ op } t_2$	Binary operation
$tblk$	Block
$\text{if } (t_1) t_2 \text{ else } t_3$	Conditionals
$\text{while } (t_1) tblk$	Loops
$\text{let } x = t;$	Variable declaration
$tlv = t;$	Assignment
$\ell : t$	Labelled trace
	Unknown behavior
$\text{break } \ell t;$	Break with value
$\text{event}(ev, t_{arg}, t_{env}, n)$	Event handler
$\text{respond}(t)$	Response
$\text{env}(x_1:a_1, \dots, x_n:a_n)$	Environment object
$*t.x$	Value in environment


Fig. 4. The language of traces, most of which corresponds to JavaScript without functions. The boxed portions do not have JavaScript counterparts.

so that all functions definitions and applications are named (similar to A Normal Form [Flanagan et al. 1993]). This fragment of JavaScript allows us to present the essentials of our approach to trace generation in the rest of this section. CONTAINERLESS generates traces for the rest of JavaScript in two ways. 1) The implementation natively supports a variety of features including objects (with prototype inheritance), arrays, and all JavaScript operators. These features do not affect the control-flow of a program, thus trace generation is routine. 2) CONTAINERLESS supports many more features by translating them into equivalent features. For example, we translate `for` to `while`, `switch` to `if`, generate fresh names for anonymous functions, and so on.

CONTAINERLESS does not support 1) getters and setters 2) `eval`, and 3) newer reflective and metaprogramming features such as object proxies. We believe that it would be possible to getters, setters, and metaprogramming features to work with more engineering effort. However, `eval`—since it allows dynamically loading new code—is the only feature that is fundamentally at odds with our approach. If a program uses `eval`, we abort tracing and fall back to using containers.

3.2 The Language of Traces

CONTAINERLESS instruments a serverless function written in JavaScript to dynamically generate a program in a *trace language*. On any input, the trace either 1) exhibits the same behavior as the original JavaScript program, or 2) halts with a fatal error that indicates unknown behavior () . Figure 4 shows the trace language using syntax that resembles JavaScript. In practice, since we do not write trace programs by hand, they do not need a human-readable syntax.³ Many features of the trace language correspond directly to JavaScript, which is to be expected, since it represents a JavaScript program. However, the trace language lacks user-defined functions, as they get eliminated during tracing (§3.4). The trace language also includes several kinds of expressions that do not correspond to JavaScript—the boxed expressions in Figure 4—which we describe below. This paper denotes JavaScript syntax in blue and the trace language syntax in red.

Unknown behavior. Since the generated trace may not cover all possible code-paths in the serverless function, the language includes an expression that indicates unknown behavior () . Evaluating this expression aborts the language-based sandbox and restarts execution in a container.

³The implementation of CONTAINERLESS represents traces using JSON.

Unified statements and expressions. The trace language unifies expressions and statements. For example, the following trace, uses a loop, block, and a variable declaration in expression position:

```
let x = { let y = 5; while (y>0) { y = y - 1; } y };
```

In addition, the trace language unifies JavaScript’s **break** and **return** statements into a single expression that breaks to a label and returns a value (**break** ℓ t). These choices make interprocedural tracing significantly easier, and since Rust has a similar design, they do not make generating Rust code any harder.

Explicit environment representation. When several JavaScript functions close over a shared variable, their closure objects contain aliases to the same memory location. Although the trace language does not have first-class functions, it must correctly preserve this form of aliasing. Therefore, the language includes explicit environment objects (**env**), which are a record of variable names and their addresses. The trace language also has expressions to read a value from an environment (***t.x**), read an address from an environment (**t.x**), and get the address of a variable (**&x**).

Events handlers. To successfully trace serverless function, traces must be able to represent asynchronous code paths, and not just sequential control. Therefore, the result of tracing is a set of numbered event handlers (**handler**). In a trace program each handler contains 1) the body of the event handler, which is a trace tree that runs in response to the event (**body**), 2) the name of a variable that refers to the event itself (**argId**), 3) the name of a variable that refers to an environment object (**envId**). Thus the two aforementioned variable names may occur free in the handler’s body.

In addition, handlers have a fourth field, which is the *value* of the environment (**env**). This value is only available at runtime, and thus does not appear in the syntax of a handler. The environment allows us to support callbacks that close over variables in their environment, which are common in JavaScript.

We assume that there is always a handler numbered 0 that contains the trace for the main body of the program. Therefore, to execute a program, we run the trace tree in handler zero with a dummy argument and an empty environment. The other event handlers do not run until the program issues an event using the **event** expression, which requires several arguments:

- (1) An event type (ev), which determines the kind of operation to perform, e.g., to send a web request or start a timer;
- (2) An event argument (t_{arg}), which is a trace that determines, for example, the URL to request or the duration of the timer;
- (3) The number of an event handler (n) that will be called when the event completes; and
- (4) The environment (t_{env}), which is a trace that refers to the environment object of the event handler. At runtime, when CONTAINERLESS evaluates an **event** expression, it 1) stores the value of t_{env} in the handler n , 2) fires the event ev (implemented in Rust), and 3) when the event completes, it invokes the body of the handler n .

Tracing event handlers are a unique feature of CONTAINERLESS, which is driven by the fact that in typical serverless functions, all “hot paths” include callbacks. Without this feature, our language-based sandbox would only support trivial serverless functions that do not interact with external services.


3.3 Trace Contexts

The CONTAINERLESS runtime must be able to incrementally build a trace tree, and efficiently merge the trace of the current execution into the existing trace tree. To make this possible, CONTAINERLESS uses an explicit representation of *trace contexts* (Figure 5).

$\kappa ::= \cdot$	Empty context
SEQ($[t_1 \cdots t_{i-1}], [t_{i+1} \cdots t_n], \kappa$)	In a block, with $[t_1 \cdots t_{i-1}]$ already executed.
IFTRUE(t_1, t_2, κ)	In the true branch of an <i>if</i> , with condition t_1 and false branch t_2 .
IFFALSE(t_1, t_2, κ)	In the false branch of an <i>if</i> , with condition t_1 and true branch t_2 .
WHILE(t, κ)	In the body of a loop, with condition t .
LABEL(ℓ, κ)	In the body of a labeled trace, with label ℓ .
NAMED(x, κ)	In the body of a named variable x .

Fig. 5. A trace context identifies a position within a trace in which the current statement is executing.


Similar to a continuation, a trace context (κ) is a representation of a trace with a “hole”. For example, consider the following trace-with-a-hole (which we indicate with \square):

```
while (y<0) {if (x>0)  $\square$  else 
```

We can represent this trace-with-a-hole as the following trace context:

```
IFTRUE(x>0, , WHILE(y<0,  $\cdot$ ))
```

In this example, the IFTRUE indicates that the \square is immediately inside the true-branch of the inner conditional, which is immediately inside the loop (WHILE), which is at the top-level (\cdot).

Each layer of the trace context carries enough information to completely reconstruct the trace. Thus IFTRUE carries the trace of the condition ($x>0$) and the false branch () and WHILE carries the trace of the loop guard ($y<0$). Notice that the trace context represents the expressions around the hole “inside out”. This representation makes trace context manipulation simpler and more efficient for the tracing runtime system.

Finally, we note that a trace context is *not* a continuation. For example, the continuation frame of an *if* expression (**if** (t_1) t_2 **else** t_3) is the following context:

```
if ( $\square$ )  $t_2$  else  $t_3$ 
```


This indicates that the current expression is within the conditional. In contrast, IFTRUE is analogous to the following context:

```
if ( $t_1$ )  $\square$  else  $t_3$ 
```

This indicates that the current expression is within the true-branch. In fact, the runtime system, which we present in the next section, uses trace contexts to build a “zipper” for the program’s trace.

3.4 Instrumenting JavaScript to Generate Traces

CONTAINERLESS uses a source-to-source compiler (Figure 6) to instrument a serverless function to build its own trace. The compiler is syntax-directed and relies on a small runtime system (Figure 7) to incrementally merge the current execution trace with an existing trace tree. The runtime system also includes functions to register event handlers that support trace generation, which we present in §3.5. This section focuses on tracing JavaScript programs that do not use callbacks.

Although the tracing runtime is a JavaScript library, this is an inessential detail, thus we present it more abstractly. The internal state of the runtime system consists of three variables: 1) the trace of the currently executing statement (c), 2) its trace context (κ), and 3) a stack of traces that represent function arguments (α). A key invariant during tracing is that plugging c into κ produces a trace for the entire program. Therefore, when tracing begins, we initialize c to the unknown statement () , κ to the empty trace context (\cdot), and α to an empty stack [].




The runtime system provides several functions that manipulate c , κ , and α . The compiler produces a JavaScript program that calls the aforementioned functions. We write $\llbracket t \rrbracket$ to denote the runtime representation of the expression t . For example, $\llbracket x \rrbracket$ evaluates to a representation of the

$$\begin{aligned}
& \rho : x \rightarrow \llbracket t \rrbracket \quad \mathcal{L}\llbracket x \rrbracket \rho \triangleq \rho(x) \quad \mathcal{E}\llbracket c \rrbracket \rho \triangleq \llbracket c \rrbracket \quad \mathcal{E}\llbracket x \rrbracket \rho \triangleq \rho(x) \\
& \mathcal{E}\llbracket e_1 \text{ op } e_2 \rrbracket \rho \triangleq e'_1 \llbracket \text{op} \rrbracket e'_2 \quad \text{where } e'_1 \triangleq \mathcal{E}\llbracket e_1 \rrbracket \rho \quad e'_2 \triangleq \mathcal{E}\llbracket e_2 \rrbracket \rho \\
& \mathcal{S}\llbracket \text{let } x = e; \rrbracket \rho \triangleq (\text{let}(\llbracket x \rrbracket, \mathcal{E}\llbracket e \rrbracket \rho); \text{let } x = e; , \rho[x \mapsto \llbracket x \rrbracket]) \\
\mathcal{S}\llbracket \text{let } f = \text{function}(x_1 \cdots x_n) \text{ blk}; \rrbracket \rho & \triangleq (\text{let}(\llbracket f \rrbracket, \llbracket \rho \rrbracket); \text{let } f = \text{function}(x_1 \cdots x_n) \text{ blk}''; , \rho[f \mapsto \llbracket f \rrbracket]) \\
& \text{where } s_1 \triangleq \text{let}(\llbracket x_1 \rrbracket, \text{popArg}()) \cdots s_n \triangleq \text{let}(\llbracket x_n \rrbracket, \text{popArg}()) \\
& \quad \{s'_1 \cdots s'_m\} \triangleq \text{blk} \\
& \quad (y_1 \cdots y_q) \triangleq \text{domain}(\rho) \\
& \quad \rho' \triangleq \rho \left[\begin{array}{l} x_1 \mapsto \llbracket x_1 \rrbracket \cdots x_n \mapsto \llbracket x_n \rrbracket, \\ y_1 \mapsto \llbracket \text{env}.y_1 \rrbracket \cdots y_q \mapsto \llbracket \text{env}.y_q \rrbracket \end{array} \right] \\
& \quad (\text{blk}', \rho'') \triangleq \mathcal{S}\llbracket \{\text{let}(\llbracket \text{env} \rrbracket, \text{popArg}()); s_1 \cdots s_n; s'_1 \cdots s'_m\} \rrbracket \rho' \\
& \quad \text{blk}'' \triangleq \{\text{label}(\text{ret}); \text{blk}' ; \text{pop}()\} \\
\mathcal{S}\llbracket \text{let } r = f(e_1 \cdots e_n); \rrbracket \rho & \triangleq (s_n \cdots s_1; \text{pushArg}(\llbracket f \rrbracket); \text{named}(\llbracket r \rrbracket); \text{let } r = f(e_1 \cdots e_n); \text{pop}(); , \rho') \\
& \text{where } s_1 \triangleq \text{pushArg}(\mathcal{E}\llbracket e_1 \rrbracket \rho) \cdots s_n \triangleq \text{pushArg}(\mathcal{E}\llbracket e_n \rrbracket \rho) \\
& \quad \rho' \triangleq \rho[r \mapsto \llbracket r \rrbracket] \\
\mathcal{S}\llbracket \text{lval} = e; \rrbracket \rho & \triangleq (\text{set}(\mathcal{L}\llbracket \text{lval} \rrbracket \rho, \mathcal{E}\llbracket e \rrbracket \rho); \text{lval} = e; , \rho) \\
\mathcal{S}\llbracket \{s_1 \cdots s_n\} \rrbracket \rho & \triangleq (\{\text{enterSeq}(n); s'_1; \text{seqNext}(); s'_2; \cdots; s'_n; \text{pop}()\}, \rho) \\
& \text{where } (s'_1, \rho_1) \triangleq \mathcal{S}\llbracket s_1 \rrbracket \rho \cdots (s'_n, \rho_n) \triangleq \mathcal{S}\llbracket s_n \rrbracket \rho_{n-1} \\
\mathcal{S}\llbracket \text{if } (e) s_1 \text{ else } s_2 \rrbracket \rho & \triangleq (\text{if } (e) \{\text{ifTrue}(\mathcal{E}\llbracket e \rrbracket \rho); s'_1\} \text{ else } \{\text{ifFalse}(\mathcal{E}\llbracket e \rrbracket \rho); s'_2\}; \text{pop}(), \rho) \\
& \text{where } (s'_1, \rho_1) \triangleq \mathcal{S}\llbracket s_1 \rrbracket \rho \quad (s'_2, \rho_2) \triangleq \mathcal{S}\llbracket s_2 \rrbracket \rho \\
\mathcal{S}\llbracket \text{while } (e) s \rrbracket \rho & \triangleq (\text{while}(\mathcal{E}\llbracket e \rrbracket \rho); \text{while } (e) s'; \text{pop}(), \rho) \\
& \text{where } (s', \rho') \triangleq \mathcal{S}\llbracket s \rrbracket \rho \\
\mathcal{S}\llbracket \ell : s \rrbracket \rho & \triangleq (\text{label}(\ell); \ell : s', \rho) \quad \text{where } (s', \rho') = \mathcal{S}\llbracket s \rrbracket \rho \\
\mathcal{S}\llbracket \text{break } \ell; \rrbracket \rho & \triangleq (\text{break}(\ell, \text{undefined}); \text{popTo}(\ell); \text{break } \ell; , \rho) \\
\mathcal{S}\llbracket \text{return } e; \rrbracket \rho & \triangleq (\text{break}(\text{ret}, \mathcal{E}\llbracket e \rrbracket \rho); \text{popTo}(\text{ret}); \text{return } e; , \rho) \\
\mathcal{S}\llbracket \llbracket t \rrbracket \rrbracket \rho & \triangleq (\llbracket t \rrbracket, \rho)
\end{aligned}$$

Fig. 6. The trace compiler.

identifier x , whereas x evaluates to its value. Most functions in the runtime system receive runtime representations of expressions ($\llbracket t \rrbracket$ -arguments).⁴

The tracing runtime. The runtime system has four classes of functions:

- (1) Several functions record an operation in the current trace, but leave the trace context unchanged. These functions correspond to JavaScript statements that do not affect the control-flow of the program, such as declaring a variable (let) or assigning to a variable (set). If we think of the trace expression as a tree, these functions create leaf nodes in the expression tree.
- (2) Several functions push a new frame onto the trace context. The compiler inserts calls to these functions to record the control-flow of the program. Each function in this category has two cases. 1) If c is , it creates a new context frame and leave the current expression as . If we think of the trace expression as a tree, this case occurs when we enter a node in the trace tree for the first time. 2) If c is not , it uses the sub-expressions of c to create the context frame and update c itself. For example, if c is a *if* expression, *ifTrue* stores the condition and false-part in the trace context, and sets c to the true-part. Conversely, *ifFalse* sets c to the false-part. Thinking of the trace expression as a tree, this case occurs when we descend into a branch of a node that we have visited before, while preserving other branches in the trace context.
- (3) The function *pop* pops the top of the trace context, and uses it to update c to a new expression, which uses the previous value of c as a sub-expression. Thinking of the trace expression as a tree, we call *pop* to ascend from a node to its parent. We use *popTo* function to trace **break**

⁴In our implementation, $\llbracket t \rrbracket$ is a JSON data structure.

Operations that create leaves in the trace tree

```

let(x, t)  $\triangleq$  c=let x = t;
set(t1, t2)  $\triangleq$  c=t1 = t2;
break( $\ell$ , t)  $\triangleq$  c=break  $\ell$  t;

```

Operations that may create interior nodes in the trace tree

```

enterSeq(n)  $\triangleq$  c= $\mathfrak{R}_1$ ;  $\kappa$ =SEQ([], [ $\mathfrak{R}_2 \dots \mathfrak{R}_n$ ],  $\kappa$ )           if c =  $\mathfrak{R}_1$ 
enterSeq(n)  $\triangleq$  c=t1;  $\kappa$ =SEQ([], [t2  $\dots$  tn],  $\kappa$ )       if c = {t1  $\dots$  tn}
seqNext()  $\triangleq$  c=ti+1;  $\kappa$ =SEQ([t1  $\dots$  ti-1, c], [ti+2  $\dots$  tn],  $\kappa$ ) if  $\kappa$  = SEQ([t1  $\dots$  ti-1], [ti+1  $\dots$  tn],  $\kappa$ )
ifTrue(t)  $\triangleq$  c= $\mathfrak{R}_1$ ;  $\kappa$ =IFTRUE(t,  $\mathfrak{R}_1$ ,  $\kappa$ )                 if c =  $\mathfrak{R}_1$ 
ifTrue(t1)  $\triangleq$  c=t2;  $\kappa$ =IFTRUE(t1, t3,  $\kappa$ )             if c = if (t1) t2 else t3
ifFalse(t)  $\triangleq$  c= $\mathfrak{R}_1$ ;  $\kappa$ =IFFALSE(t,  $\mathfrak{R}_1$ ,  $\kappa$ )               if c =  $\mathfrak{R}_1$ 
ifFalse(t1)  $\triangleq$  c=t3;  $\kappa$ =IFFALSE(t1, t2,  $\kappa$ )           if c = if (t1) t2 else t3
while(t)  $\triangleq$  c= $\mathfrak{R}_1$ ;  $\kappa$ =WHILE(t,  $\kappa$ )                       if c =  $\mathfrak{R}_1$ 
while(t1)  $\triangleq$  c=t2;  $\kappa$ =WHILE(t1,  $\kappa$ )                   if c = while (t1) t2
label( $\ell$ )  $\triangleq$  c= $\mathfrak{R}_1$ ;  $\kappa$ =LABEL( $\ell$ ,  $\kappa$ )                     if c =  $\mathfrak{R}_1$ 
label( $\ell$ )  $\triangleq$  c=t;  $\kappa$ =LABEL( $\ell$ ,  $\kappa$ )                       if c =  $\ell$ : t
named(x)  $\triangleq$  c= $\mathfrak{R}_1$ ;  $\kappa$ =NAMED(x,  $\kappa$ )                     if c =  $\mathfrak{R}_1$ 
named(x)  $\triangleq$  c=t;  $\kappa$ =NAMED(x,  $\kappa$ )                       if c = let x = t

```

Operations that move from a node to its parent in the trace tree

```

pop()  $\triangleq$  c=if (t1) c else t2;  $\kappa$ = $\kappa'$                  if  $\kappa$  = IFTRUE(t1, t2,  $\kappa'$ )
pop()  $\triangleq$  c=if (t1) t2 else c;  $\kappa$ = $\kappa'$                  if  $\kappa$  = IFFALSE(t1, t2,  $\kappa'$ )
pop()  $\triangleq$  c=while (t) c;  $\kappa$ = $\kappa'$                        if  $\kappa$  = WHILE(t,  $\kappa'$ )
pop()  $\triangleq$  c={t1  $\dots$  ti-1; c; ti+1  $\dots$  tn};  $\kappa$ = $\kappa'$        if  $\kappa$  = SEQ([t1  $\dots$  ti-1], [ti+1  $\dots$  tn],  $\kappa'$ )
pop()  $\triangleq$  c= $\ell$ : c;  $\kappa$ = $\kappa'$                                if  $\kappa$  = LABEL( $\ell$ ,  $\kappa'$ )
pop()  $\triangleq$  c=let x = c;  $\kappa$ = $\kappa'$                            if  $\kappa$  = NAMED(x,  $\kappa'$ )
popTo( $\ell$ )  $\triangleq$  c= $\ell$ : c;  $\kappa$ = $\kappa'$                           if  $\kappa$  = LABEL( $\ell$ ,  $\kappa'$ )
popTo( $\ell$ )  $\triangleq$  pop(); popTo( $\ell$ );                          if  $\kappa \neq$  LABEL( $\ell$ ,  $\kappa'$ )

```

Operations that manipulate the stack of argument traces

```

pushArg(t)  $\triangleq$   $\alpha$ =(t ::  $\alpha$ )
popArg()  $\triangleq$   $\alpha$ = $\alpha'$ ; return t;                          if  $\alpha$  = (t ::  $\alpha$ )

```

Fig. 7. The functions provided by the tracing runtime system. We initialize $c = \mathfrak{R}_1$, $\kappa = \cdot$, and $\alpha = []$.

expressions, which transfer control out of a labeled block. This function calls pop repeatedly until it reaches a block with the desired label.

- (4) The functions pushArg and popArg push and pop traced expressions onto the stack of arguments (α).

Note that the current trace and its context effectively form a “zipper” [Huet 1997] for a trace of the entire program, and the functions defined above are closely related to canonical zipper operation. The operations that create trace context frames are unconventional because they either move the focus of the zipper into an existing child node, or create a new child and then focus on it. Although we are using a zipper-like data structure, note that the runtime system is stateful: the functions update c , κ , and α . Instead, the zipper-based approach is a clean abstraction for building the trace tree incrementally.

The tracing compiler. The compiler (Figure 6) is syntax-directed compiler and three functions to compile statements (\mathcal{S}), expressions (\mathcal{E}), and l-values (\mathcal{L}). The compiler leaves the original program unchanged, and only inserts calls to the runtime system so that program execution builds a trace as a side-effect.

Compiling function declarations and applications requires the most work, since traces do not have functions. Therefore, the trace of a function application effectively inlines the trace of the

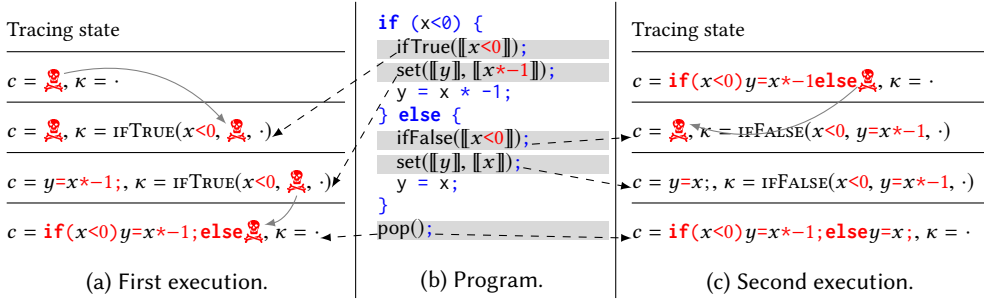


Fig. 8. An example of incremental trace tree construction. Figure 8b shows the JavaScript program, where the shaded lines are those that the compiler inserts and the unshaded lines are those that were present in the original program. Figure 8a shows the result tracing on an initial input with $x < 0$. Figure 8a shows the result tracing on a second input with $x \geq 0$.

function body. The compiler takes care to ensure that the traces correctly captures the semantics of JavaScript.

- (1) The compiler ensures that the trace of the function body can refer to its actual arguments, even if function application refers to a variables that is not in scope in the function body.
- (2) The compiler ensures that the trace of the function body can refer to variables that were in scope in the original JavaScript program, but are not in scope at the application site. For this to work, the compiler represents the trace of a function f as its environment (ρ), function applications pass the environment on the trace argument stack, and we bind free variables in the function body to expressions that access fields of the environment.

Finally, we note that function applications rely on *let* expressions (not statements) in the trace language. Before entering the body of a function, the application uses the runtime function named to create a trace context that encloses the named expression of a *let*. We evaluate the body of the function within this context, thus the named expression may contain arbitrary nested expressions.

Example: tracing a conditional. Figure 8 shows an example of how the tracing compiler and runtime system operate. The program in Figure 8b sets y to the absolute value of x . To do so, it branches on $x < 0$ and thus has two control-flow paths. The figure shows the output of the compiler, with the generated code shaded gray, and the original program unshaded.





Figure 8a shows a first run of the program with $x < 0$. The initial value of the current trace (c) is unknown () and the initial trace context is empty (\cdot). Since $x < 0$, the program enters the true-branch, and calls the function `ifTrue` in the runtime system. This function pushes an `IFTRUE` frame onto the trace context, that records the condition ($x < 0$) and has to use  as the trace of the false-branch, since it has not been executed. After the call to `ifTrue`, the JavaScript code assigns to y , and the inserted call to `set` replaces the current trace (which is ) with a corresponding assignment to y in the trace language. Finally, after the `if` statement, the program calls `pop`, which pops the `IFTRUE` frame off the trace context and combined it with the current trace—of the true-branch—to construct a trace of the `if` statement. Since this is final configuration, the trace context is empty and the current trace represents the entire known program, which includes a  in the false branch.

Figure 8c shows a second run of the program with $x \geq 0$. This run resumes tracing where the first run ended, thus we preserve the value of the current trace.⁵ Since $x \geq 0$, the program enters the false branch and calls `ifFalse`. This function is symmetric to the `ifTrue`. However, since the

⁵The trace context is guaranteed to be empty at the start of each run.



Fig. 9. An example of tracing a function application. In Figure 9a, the unshaded lines are the original program and the shaded lines are those that the trace compiler inserts.

current trace is already an *if* expression, `ifFalse` pushes an `IFFALSE` frame onto the trace context that preserves trace of the true branch that we calculated on the first run. After the call to `ifFalse`, the program assigns to `y` and records the assignment in `c`, similar to the first run. Therefore, when the program finally calls `pop`, `c` contains a complete trace of the false branch, and the `IFFALSE` frame contains a complete trace of the true branch (from the prior run). Therefore, the final value of `c` is a complete trace without any `☠`s.

Example: tracing a function application. Figure 9 shows an example of tracing a function application, where the function $F(y)$ calculates $x+y$ and x is a free variable in the body of F . Figure 9a

```

newHandler( $ev, t_{arg}, t_{env}$ )  $\triangleq$   $c = \mathbf{event}(ev, t_{arg}, t_{env}, n); T = T[n \mapsto \mathbf{handler}(envId: env, argId: x, body: \text{☠})];$ 
     $\mathbf{return} n;$     where  $n, x$  are fresh    if  $c = \text{☠}$ 
newHandler( $ev, t_{arg}, t_{env}$ )  $\triangleq$   $\mathbf{return} n;$ 
    if  $c = \mathbf{event}(ev, t_{arg}, t_{env}, n)$      $T(n) = \mathbf{handler}(envId: env, argId: x, body: \text{☠})$ 
loadHandler( $n$ )  $\triangleq$   $\mathbf{pushArg}(h.\mathbf{env}); \mathbf{pushArg}(h.\mathbf{argId}); c = h.\mathbf{body};$      $h = T(n)$ 
saveHandler( $n$ )  $\triangleq$   $T = T[n \mapsto T(n)$  with  $\mathbf{body} = c$ ];

```

Fig. 10. Runtime system for event handlers.

shows the output of the trace compiler. As in the previous example, the unshaded lines are the original program and the shaded lines are those that are inserted by the compiler. Figure 9b shows the state of the tracing runtime at several points of interest. At the top of the program, the current trace is ☠ , and at the end, the trace in c represents the entire program with F inlined. The trace shows several significant features of tracing:

- (1) The trace variable F is bound to an trace environment that is equivalent to the environment of the JavaScript function named F .
- (2) The program pushes and pops trace expressions from the argument stack (α).
- (3) The runtime system uses `popTo` before the `return` statement, which pops frames off the trace context.

3.5 Tracing Event Handlers

CONTAINERLESS provides programmers with an API of callback-based I/O functions. Each function uses the runtime system to create an event handler (**handler**) and issue an asynchronous event (**event**). The key challenges are to 1) manage multiple trace trees for multiple event handlers, and 2) support nested event handlers that capture non-local variables.

For example, the function `get(url, callback)` issues an asynchronous GET request to `url` and calls the `callback` function with the response. To actually issue the HTTP request, `get` uses a function from a widely-used Node library called `request.get` (line 6) (we elide error handling). To manage tracing, `get` relies on three helper functions that we add to the runtime system (Figure 10):

- (1) We call function `newHandler` immediately before registering an event handler in JavaScript. This helper function reflects the newly created event handler by 1) creating a new **handler** and 2) setting the current trace (c) to an **event** expression. Note that the body of the **handler** is initialized to ☠ . However, as long as the event triggers as response, that ☠ will be replaced with the trace of the event handler.
- (2) We call the function `loadHandler` immediately after receiving an event. This function prepares the runtime to trace the callback by 1) pushing the traces of its environment and argument onto the argument stack, and 2) setting the current trace (c) to the trace in the handler (**body**).
- (3) Finally, we call the function `saveHandler` after the callback returns to store the current trace back into the handler. Therefore, if the callback executes multiple times, the trace in the handler will be restored and grown in each call.

The pattern that `get` employs applies to all other callback functions.

Figure 11b is an example program that makes a request using `get`. As in prior examples, the figure shows the output of the compiler. Figure 11c shows the state of the tracing runtime at the program executes, including the set of event handlers.

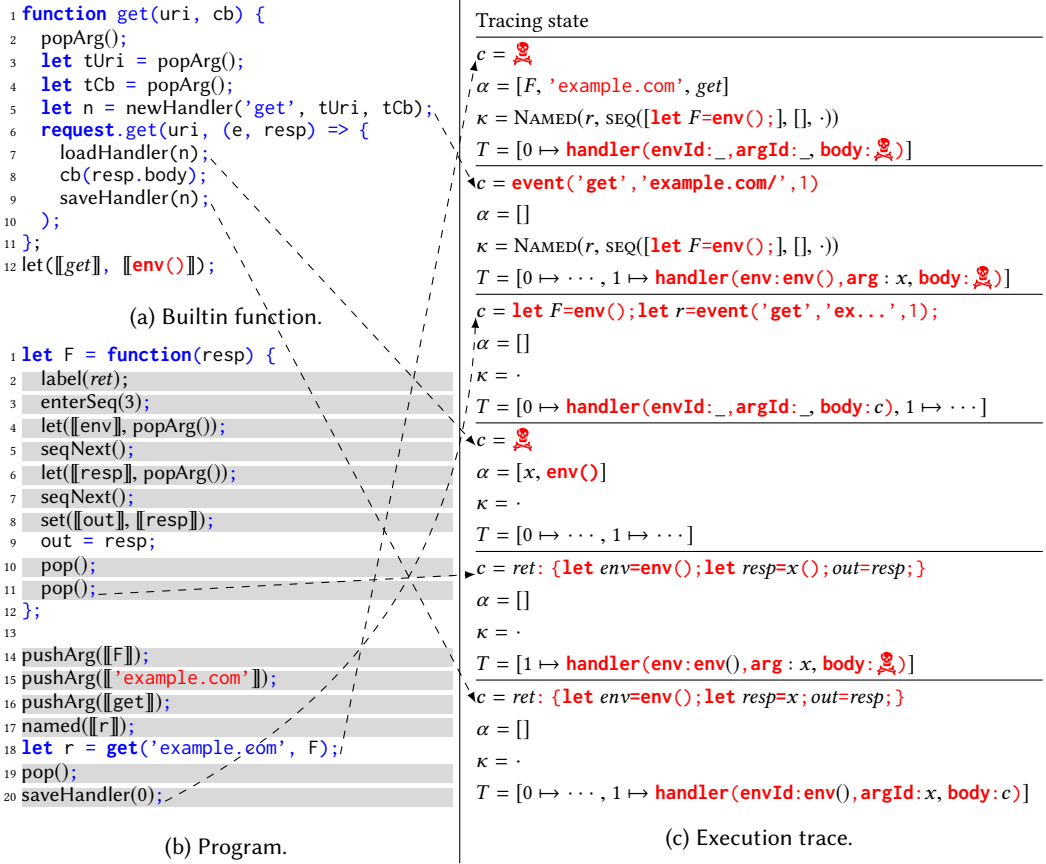


Fig. 11. Event handler example. A simplified implementation of the get function in CONTAINERLESS. The highlighted lines actually issue the request, and the other lines are needed for tracing.

4 COMPILING TRACES TO RUST

We now present how we compile traces to Rust, which has two major steps: 1) We impose CPU and memory limits on the program, and 2) We address the mismatch between the types of values in traces (which is dynamically typed) and Rust (which is statically typed). To address the latter, we inject all values into a *dynamic type* [Abadi et al. 1995] and use *arena allocation* to simplify reasoning about Rust’s lifetimes. An arena—by design—can only free all allocated values at once. Our runtime system exploits the fact that serverless functions have transient memory and simply clears the arena after each request to the serverless function.

4.1 Static Types and Arena Allocation

Compiling the dynamically typed trace program to statically-typed Rust presents three separate issues.

Dynamic type. In JavaScript, we can write expressions such as $1 + \text{true}$ (which evaluates to 2). However, that program produces a type error in Rust. To address this problem, we use the well-known technique of defining a *dynamic type* for trace values, which enumerates all possible

```

1 #[derive(Copy, Clone)]
2 pub enum Dyn<'a> {
3     Int(i32),
4     Bool(bool),
5     Undefined,
6     Object(&'a RefCell<Vec<'a, (&'a str, Dyn<'a>>>)),
7 }
8
9 impl<'a> Dyn<'a> {
10     pub fn add(&self, other: &Dyn<'a>) -> Dyn<'a> {
11         match (self, other) {
12             (Dyn::Int(x), Dyn::Int(y)) => Dyn::Int(x + y),
13             ...
14         }
15     }
16 }

```

Fig. 12. A fragment of the dynamic type that CONTAINERLESS uses to represent trace values.

types that a value may have. Figure 12 shows the Rust code for a simplified fragment of the dynamic type that we employ. The cases of this dynamic type includes simple values, such as numbers and booleans, as well as containers such as objects. In addition, the dynamic type implements methods for all possible operations for all cases in its enumeration, and these methods may fail at runtime if there is a genuine type error. Therefore, we would compile `1 + true` to the following Rust code:

```
Dyn::Int(1).add(Dyn::Bool(true))
```

The `add` method implements the type conversions necessary for JavaScript.

Aliased, mutable pointers. The Rust type system guarantees that all mutable pointers are unique, or *own* the values that they point to. Therefore, it is impossible for two mutable variables to point to the same value in memory. However, JavaScript (and other dynamic languages) have no such restrictions, and neither does the trace language. Rust’s restriction allows the language to ensure that concurrent programs are data race free. However, for code that truly requires multiple mutable references to the same object, the Rust standard library has a container type (`RefCell`) that dynamically checks Rust’s ownership rules, but prevents the value from crossing threads. Since trace programs execute in a single-threaded manner, we can use `RefCell` to allow aliases. For example, the dynamic type represents objects as a vector of key-value pairs stored inside a `RefCell` (Figure 12, line 6).

Lifetimes and arena allocation. Variables in Rust have a statically-determinate lifetime, and the value stored in a variable is automatically deallocated once the lifetime goes out of scope. In contrast, variables in a trace tree may be captured in environment objects, and thus have a lifetime that is not statically known. There are a variety of workaround in Rust, e.g., reference counting and dynamic borrow checking. However, the Rust type system does not guarantee that programs that use these library features do not leak memory (e.g., due to reference cycles). Therefore, reference counting is not safe to use in CONTAINERLESS.

To solve this, CONTAINERLESS uses an *arena* to store the values of a running trace program. Arena allocation simplifies lifetimes, since the lifetime of all values is the lifetime of the arena itself. This is why our dynamic type has single lifetime parameter (`'a` in Figure 12), which is the lifetime of the arena in which the value is allocated. Another benefit of arenas is that they support very fast allocation. However, it is not possible to free individual values in an arena. Instead, the only way to free a value in an arena is to free all values in the arena.

Fortunately, the serverless execution model gives us a natural point to allocate and clear the arena. CONTAINERLESS allocates an arena for each request and clears it immediately after the function produces a response. This is safe to do because serverless functions must tolerate transient memory.

4.2 Bounding Memory and Execution Time

Serverless computing relies on bounding the CPU and memory utilization of serverless functions. The arena allocator makes it easy to impose a memory bound: all values have the same lifetime as the allocator, and we impose a maximum limit on the size of the arena. Imposing a CPU utilization limit is more subtle, since CONTAINERLESS can run several trace programs in the same process, thus we cannot accurately account for the CPU utilization for an individual request. Instead, the trace-to-Rust compiler uses an instruction counter, which it increments at the top of every loop and at the end of every invocation of the state machine, and we bound the number of Rust statements executed.

5 THE CONTAINERLESS INVOKER

The CONTAINERLESS invoker can process an event in one of two ways. 1) The invoker manages a pool of containers that run the serverless function, and it can dispatch an event to an idle container, start a new container (up to a configurable limit), and stop idle containers. 2) The invoker can also dispatch events to a compiled trace tree, which bypasses the container. Which method the invoker uses depends on it being within one of two possible modes. 1) In *tracing mode*, the invoker does not have a compiled trace tree and thus processes all events using containers. It configures the first container it starts for the function to build a trace tree, and after a number of events, it compiles the trace to Rust. 2) In *containerless mode*, the invoker dispatches events to the compiled trace tree. Ideally, the invoker stays in containerless mode indefinitely, but it is possible for the invoker to receive an event that leads to unknown behavior (🚫). When this occurs, it reverts back to tracing mode, and sends the event that triggered 🚫 to a container. To avoid “bouncing” between containerless and tracing modes, the invoker keeps count of how many times it has bounced, and eventually enters *container mode*, where it ceases tracing and behaves like an ordinary invoker.

6 EVALUATION

Our primary goal is to determine if CONTAINERLESS can reduce the latency and resource usage of typical serverless functions.

Benchmark Summary. We develop six benchmarks:

- (1) *authorize*: a serverless function is equivalent to the running example in the paper (Figure 1). It receives as input a username and password, fetches the password database (represented as a JSON object), and validates the input.
- (2) *upload*: a serverless function that uploads a file to cloud storage. It receives the file in the body of a POST request and issues a POST request to upload it.
- (3) *status*: a serverless function that updates build status information on GitHub. i.e., it can add a ✓ or ✗ next to a commit, with a link to a CI tool. The function takes care of mapping a simple input to the JSON format that the GitHub API requires.
- (4) *banking*: a serverless function that simulates a banking application, with support for deposits and withdrawals (received over POST requests). It uses the Google Cloud Datastore API with transactional updates.
- (5) *autocomplete*: a serverless function that implements autocomplete. Given a word as input, it returns a number of completions.

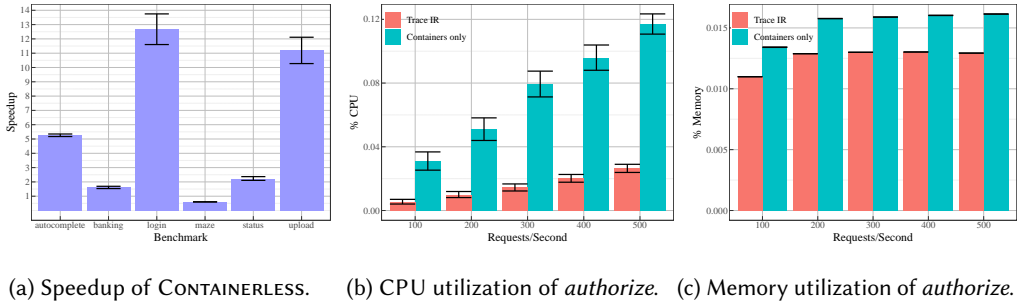


Fig. 13. Speedup, CPU utilization, and memory utilization. The error bars show the 95% confidence interval.

- (6) *maze*: a relatively computationally expensive serverless function, that finds the shortest path between two points in a maze on each request.

Experimental Setup. We run the CONTAINERLESS invoker on a six-core Intel Xeon E5-1650 with 64 GB RAM. We send events from an identical machine on the same rack, connected to the invoker via a 1 GB/s connection. Serverless platforms impose memory and CPU limits on containers. We allocate 1 CPU core and 1 GB RAM to each container.

A number of our benchmarks rely on external services (e.g., Github and Google Cloud Datastore). We tested that they actually work. But, in the experiments below, we send requests to a mock server. The experiments stress CONTAINERLESS and issue thousands of requests per second, and our API keys would be rate-limited or even blocked if we used the actual services.

6.1 Steady-State Performance

For our first experiment, we measure invoker performance with and without CONTAINERLESS. We send events using ten concurrent event streams, where each stream immediately issues another event the moment it receives a response. We measure end-to-end event processing latency and report the speedup with CONTAINERLESS.

We run each benchmark for 60 seconds and we start measurements after 30 seconds. This gives CONTAINERLESS time to extract the trace program, run the trace-to-Rust compiler, and start handling all events in Rust. When running without CONTAINERLESS, the experiments ensure that the event arrival rate is high enough that containers are never idle, thus are never stopped by the invoker. In addition, the invoker does not pause containers, which adversely affects latency [Shahrad et al. 2019]. Figure 13a shows the mean speedup for each benchmark with CONTAINERLESS. In five of the six benchmarks, CONTAINERLESS is significantly faster, with speedups ranging from 1.6x to 12.7x.

The outlier is the *maze* benchmark, which runs 60% slower with CONTAINERLESS. *Maze* is much more computationally expensive than the other benchmarks. It also doesn't perform any I/O, although *autocomplete* does not either. With some engineering, it should be possible to make *maze* run faster. We believe that the reason for the slowdown is that *maze* uses a JavaScript array as a queue. JavaScript JITs support multiple array representations and optimize for this kind of behavior. However, the implementation of dequeuing (the `.shift` method) in our Rust runtime system is an $O(n)$ operation. We could improve our performance on *maze*, but there will always be certain functions—particularly those that are compute-bound—where a JavaScript JIT outperforms the CONTAINERLESS approach. One approach that the invoker could use is to actively measure performance, and if it finds that the Rust code is performing worse, revert to containerization

permanently on that function. However, the performance characteristics of *maze* is more subtle, as the next experiment shows.

6.2 Cold-to-Warm Performance

Our second set of experiments examine the behavior of CONTAINERLESS under cold starts. As in the previous section, we run each benchmark with and without CONTAINERLESS, issuing events using ten concurrent event streams. We run each experiment for one minute, starting with no running containers. Figure 14 plots the mean and maximum event processing latency over time.

Let us examine *upload* in detail (Figure 14a):

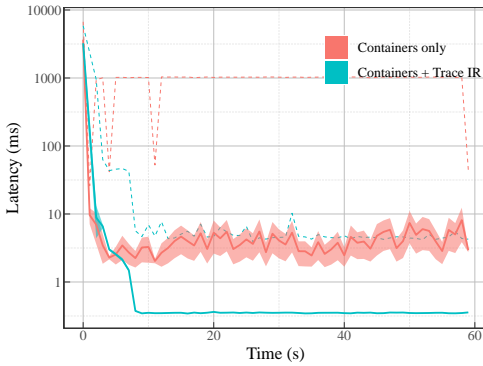
- **Cold starts:** At $t = 0$, CONTAINERLESS and container-only both exhibit cold starts (very high latency) as the containers warm up. *Note that the latency (y-axis) is on a log scale.*
- **Warm starts:** Since there are ten concurrent event streams, both cases start up the maximum number of containers (six), where one of the containers runs tracing for CONTAINERLESS. Once they are all started, mean latency for both invokers dips to about 5 ms. However, tracing does incur some overhead, and we can see that the mean latency for CONTAINERLESS takes slightly longer to reach 5 ms.
- **CONTAINERLESS starts:** However, in the CONTAINERLESS case, within eight seconds, the tracing container receives enough events for CONTAINERLESS to extract the trace, compile it, and start processing events in Rust. Thus the mean latency for CONTAINERLESS *dips again* to 0.3 ms after eight seconds.
- **Variability:** The plot also shows the event processing time has higher variability with containers. This occurs because there are ten concurrent connections and only six containers (one for each core) thus some events have to be queued. CONTAINERLESS runs in a single process, with one physical thread for each core. However, the Rust runtime system (Tokio) supports non-blocking I/O and is able to multiplex several running trace programs on a single physical thread, thus can process more events concurrently.

The plots for the other benchmarks, with the exception of *maze*, also exhibit this “double dip” behavior: first for warm starts, and then again once CONTAINERLESS starts its language-based sandbox.

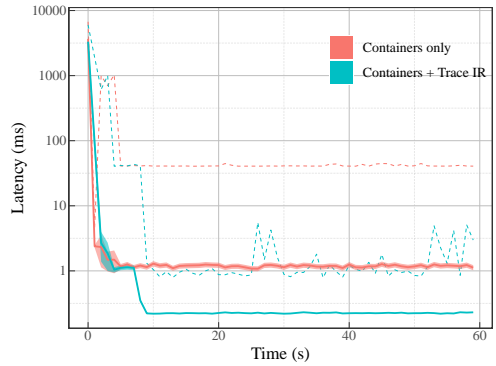
As discussed in §6.1, *maze* is relatively compute-intensive, and CONTAINERLESS makes its mean latency worse (when $t > 8$ in Figure 14c). However, at the same time, the maximum latency (dashed green line) is significantly lower with CONTAINERLESS than without! Since *maze* does not perform any asynchronous I/O, we cannot attribute this behavior to nonblocking I/O. It is hard to pinpoint the root cause of this behavior. One possibility is the difference is memory management: within the container, the program runs in a JavaScript VM that incurs brief GC pauses, whereas CONTAINERLESS uses arena allocation, and clears the arena immediately after each response. However, this is a conjecture, and there are several differences between CONTAINERLESS and container-only execution.

6.3 Resource Utilization

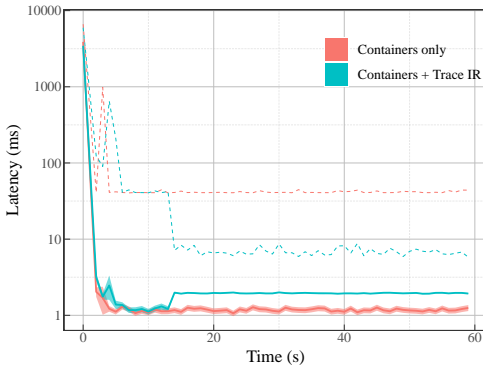
Our third experiment examines CPU and memory utilization. We use the *authorize* benchmark and vary the number of requests per second. The maximum number of requests per second that we issue is 500, because a higher request rate exceeds the rate at which containers can service requests. We examine resource utilization after the cold start period. As shown in Figure 13b, CONTAINERLESS has a lower CPU utilization than containers by a factor of 0.20x (geometric mean). Figure 13c shows that CONTAINERLESS lowers memory utilization by a factor of 0.81x (geometric mean).



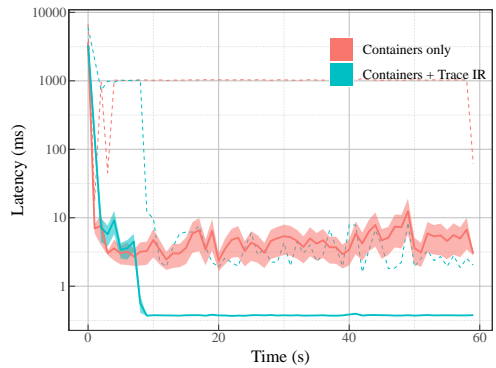
(a) The *upload* benchmark.



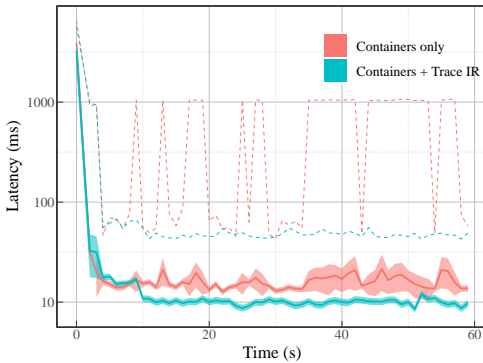
(b) The *autocomplete* benchmark.



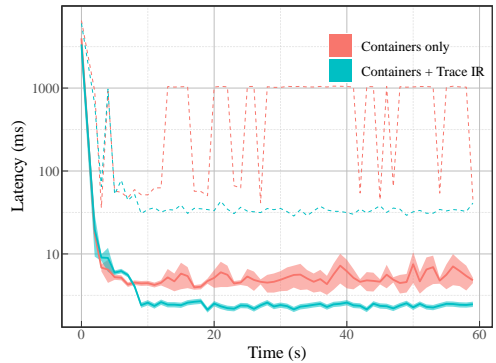
(c) The *maze* benchmark.



(d) The *authorize* benchmark.



(e) The *banking* benchmark.



(f) The *status* benchmark.

Fig. 14. Cold-to-warm performance with and without CONTAINERLESS. Each experiment runs for one minute and begins with no containers loaded. Each graph summarizes the latency of events issued at a point in time, with $t = 0$ is the start of the experiment. The solid lines show the mean event latency, with the 95% confidence interval depicted by the shaded region around the mean. The dotted lines show the maximum latency.

6.4 An Alternative to Cold Starts

CONTAINERLESS does not eliminate cold start latency, since it needs the function to run in a container to build the trace program. However, traced programs present a new opportunity: since they are more lightweight than containers, the invoker can keep them resident significantly longer. For example, on our experimental server, running *authorize* in 100 containers consumes 1.6 GB of physical memory. In contrast, an executable that contains 100 copies of the trace produced by *authorize* is 10 MB. In CONTAINERLESS, the arena allocator frees memory after a response, thus the only memory consumed by a function that is loaded and idle, is the memory needed for its code, and for its entry in a dispatch table, which maps a URL to a function pointer.

At scale, a single invoker would not be able to have trace programs loaded for *all* serverless functions. Moreover, a platform running several CONTAINERLESS invokers could benefit from a mechanism that allows a trace program built on one node to be shared with other nodes. We leave this for future work.

7 DISCUSSION

The design of CONTAINERLESS raises several questions, which we discuss below.

Security. The design of CONTAINERLESS is motivated by the desire to minimize the size of its trusted computing base (TCB). The only trusted component in CONTAINERLESS is the invoker (§5), which is a relatively simple system. The most sophisticated parts of CONTAINERLESS are untrusted: 1) the tracing infrastructure (§3) runs within an untrusted container, and can be compromised without affecting the serverless platform; 2) the trace-to-Rust compiler (§4) may have a bug that produces unsafe code, but such a bug would either be caught by Rust or by simple extra verification in the invoker (loops must increment the instruction counter, and the function cannot load arbitrary libraries). We do place trust in large piece of third-party code: the Rust compiler and runtime system. However, we argue that Rust is increasingly trusted by other security-critical applications (e.g., Amazon Firecracker).

CONTAINERLESS allows running untrusted code from multiple parties in the same address space, which means that Spectre attacks are a concern [Kocher et al. 2019]. However, we believe there are a few mitigating factors. First, the CONTAINERLESS runtime does not give the trace language direct access to timers. JavaScript programs that need a timer are thus confined to containers. Second, CONTAINERLESS limits how many instructions a trace program can execute. Programs that need to run longer are also confined to containers. We do not claim that our approach is immune to side-channel attacks, but it may be possible to mitigate them by restricting the resources available to programs in the language-based sandbox. CONTAINERLESS can also be combined with process-based isolation for better defense, similar to Boucher et al. [Boucher et al. 2018].

Alternative designs. We can imagine other approaches to serverless function acceleration. For example, we could run a JavaScript VM that runs out of the container with a restricted API (similar to CloudFlare Workers), and fall back to the containerized JavaScript VM if the serverless function performs an unsupported operation. We could also compile a fragment of JavaScript directly to Rust, and omit tracing entirely. The former approach would require trust in a larger codebase, whereas the latter approach is likely to support fewer programs.

How much tracing is necessary? This paper does not address some important questions that affect the performance of CONTAINERLESS. For example, how many requests need to be traced to get a program that is sufficiently complete? Our evaluation uses a fixed number for simplicity. To do better, we need to develop a larger suite of serverless functions. We conjecture that the answer will depend on the function, so an adaptive strategy could be most effective.

Growing the API. The CONTAINERLESS API is small, but already usable. Our benchmark programs use typical external services, such as the GitHub API and Google Cloud Datastore. Growing the API with additional functions does require work, for each added function requires: 1) The function has to be reimplemented in Rust and 2) the JavaScript implementation of the function needs a tracing shim. It should be possible to write a tool that automatically generates the tracing shim in JavaScript, since they all follow the same recipe. However, the Rust reimplementations need to be carefully built to ensure safety and JavaScript compatibility.

8 RELATED WORK

Serverless computing performance. Serverless computing and container-based platforms in general have high variability in performance, and several systems have tried to address performance problems in a variety of ways. SAND [Akkus et al. 2018] uses process-level isolation to improve the performance of applications that compose several serverless functions together; X-Containers [Shen et al. 2019] develops a new container architecture to speed up arbitrary microservices; MPSC [Aske and Zhao 2018] brings serverless computing to the edge; Costless [Elgamal 2018] helps programmers explore the tradeoff between performance and cost; and GrandSLAM [Kannan et al. 2019] improves microservice throughput by dynamic batching. The CONTAINERLESS approach differs from these solutions because it uses speculative acceleration techniques to bypass the container when possible. As long as the application code can be analyzed for tracing, a system like CONTAINERLESS can complement the aforementioned approaches.

CONTAINERLESS exploits the fact that many serverless platforms rely on the programmer to ensure that their functions are idempotent and tolerate transient in-memory state [Jangda et al. 2019; Obetz et al. 2020]. In contrast, platforms such as Ambrosia [Goldstein et al. 2020] provide a higher-level abstraction and relieve programmers from thinking about these low-level properties.

Boucher et al. [Boucher et al. 2018] present a serverless platform that requires programmers to use Rust. As we discussed in §1, Rust has a steep learning curve and—more fundamentally—Rust does not guarantee resource isolation, deadlock freedom, memory leak freedom, and other critical safety properties [Rust 2019]. CONTAINERLESS allows programmers to continue using JavaScript and compiles their code to Rust. Moreover, the compiler ensures that the output Rust code does not have deadlocks, memory leaks, and so on.

Tracing and JITs. CONTAINERLESS compiles dynamically generated execution trace trees, which is an idea with a long history. Bulldog [Ellis 1985] is a compiler that generates execution traces statically, and uses these longer traces to produce better code for a VLIW processor. TraceMonkey [Gal et al. 2009] is a tracing JIT for JavaScript that works with *intraprocedural* execution traces. It was introduced in Firefox 3.5, but removed in Firefox 11. Spur [Bebenita et al. 2010] is an interprocedural tracing JIT for the Microsoft Common Intermediate Language (CIL), thus it can generate traces that cross source-language boundaries. RPython [Bolz and Tratt 2015] is a meta-tracing JIT, that allows one to write an annotated interpreter, which RPython turns into a tracing JIT. In contrast, Truffle [Würthinger et al. 2017] partially evaluates an interpreter instead of meta-tracing. Tracing in CONTAINERLESS differs from prior work in two key ways. 1) Since the target language is a high-level language (Rust), the language of traces is high-level itself. 2) CONTAINERLESS is designed for serverless execution, and naively restarts the serverless function in a container when it goes off trace, whereas prior work has to seamlessly switch between JIT-generated code and the interpreter.

Operating systems. There are a handful of research operating systems that employ language-based sandboxing techniques to isolate untrusted code from a trusted kernel. Processes in Singularity [Hunt et al. 2007] are written in managed languages and disallow dynamically loading code. SPIN [Bershad et al. 1995] and VINO [Seltzer et al. 1996] allows programs to dynamically extend the

kernel with extensions that are checked for safety. Our trace language is analogous to an extension written in a safe language. However, we do not ask programmers to write traces themselves. Instead, we generate traces from executions within a container. Moreover, CONTAINERLESS switches between language-based and container-based sandboxing as needed.

Other domain-specific accelerators. There are other accelerators that translate programs to an intermediate representation. Weld [Palkar et al. 2018] generates and optimizes IR code from data analytics applications that mix several libraries and languages, and Numba [Lam et al. 2015] accelerates Python and NumPy code by JITting methods. Unlike CONTAINERLESS, these systems do not employ tracing. TorchScript [Contributors 2018] is a trace-based accelerator for PyTorch, though it places several restrictions on the form of Python code in a model. All these accelerators, including CONTAINERLESS, exploit domain-specific properties to achieve their speedups. However, the domain-specific properties of serverless computing are very different from data analytics, scientific computation, and deep learning, thus CONTAINERLESS uses serverless-specific techniques that do not apply to these other domains.

Serverless as HPC. There are a number of projects that use serverless computing for “on-demand HPC” [Ao et al. 2018; Fouladi et al. 2019, 2017; Jonas et al. 2017; Lee et al. 2018]. The current implementation of CONTAINERLESS is unlikely to help in these use-cases because many of them rely on native binaries. Moreover, the code that we generate from trace programs is less efficient than a JavaScript JIT on computationally expensive benchmarks. However, for short-running, I/O intensive applications, our evaluation shows that CONTAINERLESS can improve performance significantly.

9 CONCLUSION

This paper introduces the idea of *language-based serverless function acceleration*, which executes serverless functions in a language-based sandbox. Our technique is speculative: all functions cannot be accelerated, but we can detect acceleration failures at runtime, abort execution, and fallback to containers. It is generally unsafe to naively restart arbitrary programs, especially programs that interact with external services. However, our approach relies on the fact that serverless functions must already be idempotent, short-lived, and tolerate arbitrary restarts. Serverless platforms already impose these requirements for fault tolerance, but we exploit these requirements for acceleration.

We also present CONTAINERLESS, which is a serverless function accelerator that works by dynamically tracing serverless functions written in JavaScript. The design of CONTAINERLESS is driven by a desire to minimize the size of the TCB. However, other accelerator designs are possible and may lead to different tradeoffs.

REFERENCES

- Martin Abadi, Luca Cardelli, Benjamin C. Pierce, and Didier Rémy. 1995. Dynamic typing in polymorphic languages. *Journal of Functional Programming* 5, 1 (1995), 111–130.
- Istemi Ekin Akkus, Ruichuan Chen, Ivica Rimac, Manuel Stein, Klaus Satzke, Andre Beck, Paarijaat Aditya, and Volker Hilt. 2018. SAND: Towards High-Performance Serverless Computing. In *USENIX Annual Technical Conference (ATC)*.
- Lixiang Ao, Liz Izhikevich, Geoffrey M. Voelker, and George Porter. 2018. Sprocket: A Serverless Video Processing Framework. In *ACM Symposium on Cloud Computing (SOCC)*.
- Austin Aske and Xinghui Zhao. 2018. Supporting Multi-Provider Serverless Computing on the Edge. In *International Conference on Parallel Processing (ICPP)*.
- Edd Barrett, Carl Friedric Bolz-Tereick, Rebecca Killick, Vincent Knight, Sarah Mount, and Laurence Tratt. 2017. Virtual Machine Warmup Blows Hot and Cold. In *ACM SIGPLAN Conference on Object Oriented Programming, Systems, Languages and Applications (OOPSLA)*.

- Michael Bebenita, Florian Brandner, Manuel Fahndrich, Francesco Logozzo, Wolfram Schulte, Nikolai Tillmann, and Herman Venter. 2010. SPUR: A Trace-based JIT Compiler for CIL. In *ACM SIGPLAN Conference on Object Oriented Programming, Systems, Languages and Applications (OOPSLA)*.
- Brian Bershad, Stefan Savage, Przemyslaw Pardyak, Emin Gun Sirer, David Becker, Marc Fiuczynski, Craig Chambers, and Susan Eggers. 1995. Extensibility, Safety and Performance in the SPIN Operating System. In *ACM Symposium on Operating Systems Principles (SOSP)*.
- Martin Bodin, Arthur Chargueraud, Daniele Filaretti, Philippa Gardner, Sergio Maffei, Daiva Naudziuniene, Alan Schmitt, and Gareth Smith. 2014. A Trusted Mechanised JavaScript Specification. In *ACM SIGPLAN-SIGACT Symposium on Principles of Programming Languages (POPL)*.
- Carl Friedrich Bolz and Laurence Tratt. 2015. The impact of meta-tracing on VM design and implementation. *The Science of Computer Programming* (feb 2015), 408–421.
- Sol Boucher, Anuj Kalia, David G Andersen, and Michael Kaminsky. 2018. Putting the “Micro” back in microservices. In *USENIX Annual Technical Conference (ATC)*.
- Fraser Brown, Shравan Narayan, Riad S. Wahby, Dawson Engler, Ranjit Jhala, and Deian Stefan. 2017. Finding and Preventing Bugs in JavaScript Bindings. In *IEEE Security and Privacy (Oakland)*.
- Ravi Chugh, David Herman, and Ranjit Jhala. 2012. Dependent Types for JavaScript. In *ACM SIGPLAN Conference on Object Oriented Programming, Systems, Languages and Applications (OOPSLA)*.
- PyTorch Contributors. 2018. TorchScript. <https://pytorch.org/docs/master/jit.html>. Accessed Nov 2 2019.
- Jeffrey Dean, Craig Chambers, and David Grove. 1995. Selective Specialization for Object-Oriented Languages. In *ACM SIGPLAN Conference on Programming Language Design and Implementation (PLDI)*.
- L. Peter Deutsch and Allan M. Schiffman. 1983. Efficient Implementation of the Smalltalk-80 System. In *ACM SIGPLAN-SIGACT Symposium on Principles of Programming Languages (POPL)*.
- Tarek Elgamal. 2018. Costless: Optimizing cost of serverless computing through function fusion and placement. In *2018 IEEE/ACM Symposium on Edge Computing (SEC)*.
- John R. Ellis. 1985. *Bulldog: A Compiler for VLIW Architectures*. Ph.D. Dissertation. New Haven, CT, USA.
- Cormac Flanagan, Amr Sabry, Bruce F. Duba, and Matthias Felleisen. 1993. The Essence of Compiling with Continuations. In *ACM SIGPLAN Conference on Programming Language Design and Implementation (PLDI)*.
- Sadjad Fouladi, Francisco Romero, Dan Iter, Qian Li, Shuvo Chatterjee, Christos Kozyrakis, Matei Zaharia, and Keith Winstein. 2019. From Laptop to Lambda: Outsourcing Everyday Jobs to Thousands of Transient Functional Containers.
- Sadjad Fouladi, Riad S. Wahby, Brennan Shacklett, Karthikeyan Vasuki Balasubramaniam, William Zeng, Rahul Bhalerao, Anirudh Sivaraman, George Porter, and Keith Winstein. 2017. Encoding, Fast and Slow: Low-Latency Video Processing Using Thousands of Tiny Threads. In *USENIX Symposium on Networked System Design and Implementation (NSDI)*.
- Michael Furr, Jong-hoon David An, and Jeffrey S. Foster. 2009. Profile-Guiding Static Typing for Dynamic Scripting Languages. In *ACM SIGPLAN Conference on Object Oriented Programming, Systems, Languages and Applications (OOPSLA)*.
- Andreas Gal, Brendan Eich, Mike Shaver, David Anderson, David Mandelin, Mohammad R. Haghighat, Blake Kaplan, Graydon Hoare, Boris Zbarsky, Jason Orendorff, Jesse Ruderman, Edwin W. Smith, Rick Reitmaier, Michael Bebenita, Mason Chang, and Michael Franz. 2009. Trace-based Just-in-time Type Specialization for Dynamic Languages. In *ACM SIGPLAN Conference on Programming Language Design and Implementation (PLDI)*.
- Jonathan Goldstein, Ahmed Abdelhamid, Mike Barnett, Sebastian Burckhardt, Badrish Chandramouli, Darren Gehring, Niel Lebeck, Christopher Meiklejohn, Umar Farooq Minhas, Ryan Newton, Rahee Ghosh Peshawaria, Tal Zaccai, and Irene Zhang. 2020. A.M.B.R.O.S.I.A.: Providing Performant Virtual Resiliency for Distributed Applications. *Proceedings of the VLDB Endowment* 13, 5 (Jan. 2020), 588–601.
- Arjun Guha, Claudiu Saftoiu, and Shriram Krishnamurthi. 2010. The Essence of JavaScript. In *European Conference on Object-Oriented Programming (ECOOP)*.
- Arjun Guha, Claudiu Saftoiu, and Shriram Krishnamurthi. 2011. Typing Local Control and State Using Flow Analysis. In *European Symposium on Programming (ESOP)*.
- Fritz Henglein and Jakob Rehof. 1995. Safe polymorphic type inference for a dynamically typed language: Translating Scheme to ML. In *International Conference on functional programming languages and computer architecture (FPCA)*.
- Urs Hölzl and David Ungar. 1994. Optimizing Dynamically-Dispatched Callswith Run-Time Type Feedback. In *ACM SIGPLAN Conference on Programming Language Design and Implementation (PLDI)*.
- Gérard Huet. 1997. The Zipper. *Journal of Functional Programming* 7, 5 (1997), 549–554.
- Galen Hunt, Mark Aiken, Manuel Fahndrich, Chris Hawblitzel, Orion Hodson, Jim Larus, Steven Levi, Bjarne Steensgaard, David Tarditi, and Ted Wobber. 2007. Sealing OS Processes to Improve Dependability and Safety. In *European Conference on Computer Systems (EuroSys)*.
- Abhinav Jangda, Donald Pinckney, Yuriy Brun, and Arjun Guha. 2019. Formal Foundations of Serverless Computing. *Proceedings of the ACM on Programming Languages (PACMPL)* 3, ACM SIGPLAN Conference on Object Oriented Programming, Systems, Languages and Applications (OOPSLA) (2019).

- Eric Jonas, Qifan Pu, Shivaram Venkataraman, Ion Stoica, and Benjamin Recht. 2017. Occupy the Cloud: Distributed Computing for the 99%. In *Symposium on Cloud Computing*.
- Richard Jones. 1996. *Garbage Collection*. John Wiley and Sons.
- Ralf Jung, Jacques-Henri Jourdan, Robbert Krebbers, and Derek Dreyer. 2018. RustBelt: Securing the Foundations of the Rust Programming Language. In *ACM SIGPLAN-SIGACT Symposium on Principles of Programming Languages (POPL)*.
- Ram Srivatsa Kannan, Lavanya Subramanian, Ashwin Raju, Jeongseob Ahn, Jason Mars, and Lingjia Tang. 2019. GrandSLAM: Guaranteeing SLAs for jobs in microservices execution frameworks. In *European Conference on Computer Systems (EuroSys)*.
- Paul Kocher, Jann Horn, Anders Fogh, Daniel Genkin, Daniel Gruss, Werner Haas, Mike Hamburg, Moritz Lipp, Stefan Mangard, Thomas Prescher, Michael Schwarz, and Yuval Yarom. 2019. Spectre attacks: Exploiting speculative execution. In *IEEE Security and Privacy (Oakland)*.
- Siu Kwan Lam, Antoine Pitrou, and Stanley Seibert. 2015. Numba: A LLVM-based Python JIT Compiler. In *LLVM Compiler Infrastructure in HPC (LLVM)*.
- Hyungro Lee, Kumar Satyam, and Geoffrey Fox. 2018. Evaluation of production serverless computing environments. In *International Conference on Cloud Computing (CLOUD)*.
- Sergio Maffeis, John C. Mitchell, and Ankur Taly. 2008. An Operational Semantics for JavaScript. In *Asian Symposium on Programming Languages and Systems*.
- Matthew Obetz, Anirban Das, Timothy Castiglia, Stacy Patterson, and Ana Milanova. 2020. Formalizing Event-Driven Behavior of Serverless Applications. In *European Symposium on Cloud Computing (ESOCC)*.
- Shoumik Palkar, James Thomas, Deepak Narayanan, Pratiksha Thaker, Parimarjan Negi, Rahul Palamuttam, Anil Shanbhag, Holger Pirk, Malte Schwarzkopf, Saman Amarasinghe, Samuel Madden, and Matei Zaharia. 2018. Evaluating End-to-End Optimization for Data Analytics Applications in Weld. In *International Conference on Very Large Data Bases (VLDB)*.
- Rust 2019. Behavior Not Considered Unsafe. <https://doc.rust-lang.org/reference/behavior-not-considered-unsafe.html>. Accessed Nov 3 2019.
- Margo I. Seltzer, Yasuhiro Endo, Christopher Small, and Keith A. Smith. 1996. Dealing with Disaster: Surviving Misbehaved Kernel Extensions. In *USENIX Symposium on Operating Systems Design and Implementation (OSDI)*.
- Manuel Serrano. 2018. JavaScript AOT Compilation. In *Dynamic Languages Symposium (DLS)*.
- Mohammad Shahrad, Jonathan Balkind, and David Wentzlaff. 2019. Architectural Implications of Function-as-a-Service Computing. In *IEEE/ACM International Symposium on Microarchitecture (MICRO)*.
- Mohammad Shahrad, Rodrigo Fonseca, Iñigo Goiri, Gohar Chaudhry, Paul Batum, Jason Cooke, Eduardo Laureano, Colby Tresness, Mark Russinovich, and Ricardo Bianchini. 2020. Serverless in the Wild: Characterizing and Optimizing the Serverless Workload at a Large Cloud Provider. <https://arxiv.org/abs/2003.03423>.
- Zhiming Shen, Zhen Sun, Gur-Eyal Sela, Eugene Bagdasaryan, Christina Delimitrou, Van Robbert Renesse, and Hakin Weatherspoon. 2019. X-Containers: Breaking Down Barriers to Improve Performance and Isolation of Cloud-Native Containers. In *ACM International Conference on Architectural Support for Programming Languages and Operating Systems (ASPLOS)*.
- Sam Tobin-Hochstadt and Matthias Felleisen. 2008. The Design and Implementation of Typed Scheme. In *ACM SIGPLAN-SIGACT Symposium on Principles of Programming Languages (POPL)*.
- Thomas Würthinger, Christian Wimmer, Christian Humer, Andreas Wös, Lukas Stadler, Chris Seaton, Gilles Duboscq, Doug Simon, and Matthias Grimmer. 2017. Practical partial evaluation for high-performance dynamic language runtimes. In *ACM SIGPLAN Conference on Programming Language Design and Implementation (PLDI)*.