
Memory Augmented Recursive Neural Networks

Forough Arabshahi^{*1} Zhichu Lu^{*1} Sameer Singh² Animashree Anandkumar³

Abstract

Recursive neural networks are able to capture compositionality of tree-structured data such as mathematical equations, and hence, enable better generalization. However, generalization to harder problem instances (a.k.a extrapolation) is challenging. This is due to error propagation along the nodes of the recursive network and the inability to capture long-range dependencies effectively. To overcome this, we propose to augment each node in the recursive network with an external memory in the form of a differentiable stack. This improves both local and global representation of compositional data due to better expressive power and the ability to capture long-range correlations. We demonstrate strong empirical results on the task of symbolic equation verification, where the stack augmentation enables accurate extrapolation to significantly harder instances.

1. Introduction

Children have impressive problem solving abilities. For example, in the context of mathematical problem solving, once they learn the concept of addition or multiplication, they are capable of applying them to unseen numbers with arbitrary (potentially infinite) compositionality. Are neural networks also capable of doing this? This question dates back to the 1980's and Fodor's controversial statement (Fodor et al., 1988) about the incapability of neural networks to perform such compositional computations (a.k.a systematic compositionality). More recently, Lake and Baroni (2018) have investigated these claims for the task of semantic parsing using a variety of recurrent neural networks (RNNs) with mixed results. They show that when the difference between the training and the test examples is small, RNNs generalize well to unseen examples. But when tasks require systematic compositional skills, RNNs fail spectacularly. An example of systematic compositionality is being able to successfully

compute primitive functions such as addition on an arbitrary number of inputs, and compose it with other functions such as multiplication or division among others. More recently, Lample and Charton (2019) showed similar results for symbolic integration and solving differential equations. Specifically, they showed that RNNs have a near perfect performance when the training and test examples are from the same distribution. However, when they come from different distributions, RNNs' performance drops significantly since as stated in Lample and Charton (2019) these models learn undesired behavior based on data artifacts such as the length of the input symbolic expression apart from learning the actual functionality of mathematical functions.

When the compositionality of the data is available as supervision (e.g. in mathematical and logical reasoning such as Figure 1), tree-structured counterparts of RNNs, known as Tree-RNNs or recursive neural networks, drastically improve generalization (Tai et al., 2015; Socher et al., 2011; Allamanis et al., 2017; Arabshahi et al., 2018; Evans et al., 2018).

In this paper, we show that the performance improvement in recursive neural networks has a fundamental limitation, when it comes to extrapolation to much harder instances, compared to the training data. Specifically, we take the depth of the recursive structure (tree) as a metric for measuring the difficulty of a problem instance. We show that if we limit the depth of the training examples and test the trained recursive neural networks (such as Tree-RNN and Tree-LSTM) on unseen examples of much higher depth, then their performance decays rapidly with depth. This limitation is inherent due to the correlation structures in tree-RNNs. The errors propagate along the tree and there are no error-correction mechanisms to overcome that.

It is important to address this limitation since it is unreasonable to assume that the model has access to arbitrary hard examples during training. Second, addressing the issue of extrapolation will improve the models' sample efficiency since they will learn to exploit the algebraic compositionality of expressions similar to humans (Lake and Baroni, 2018).

The extrapolation performance degradation of recursive neural networks is primarily due to an imperfectly learned representation for the functions in the problem domain which,

^{*}Equal contribution ¹Carnegie Mellon University ²University of California Irvine ³California Institute of Technology. Correspondence to: Forough Arabshahi <farabsha@cs.cmu.edu>.

in turn, results in error propagation along the tree. In order to address these shortcomings we propose to augment recursive neural networks with an external memory in the form of a differentiable *stack*. Each node in the tree has access to a unique stack and can either read its top element (pop) or write to its top element (push). This structure improves both local and global errors and leads to more robust extrapolation.

Summary of Results

The contributions of this paper are two-fold. First, we reveal a limitation of recursive neural networks: their lack of generalization to harder examples (extrapolation). Second, we propose to augment recursive neural networks with a differentiable memory that allows the model to extrapolate to harder instances for the task of learning and reasoning about mathematical equations.

We augment Tree-RNNs and Tree-LSTMs with an external memory in the form of a differentiable stack. A stack is a Last In First Out (LIFO) data structure often used for recursive computation and implementation. We develop soft push and pop operations for the stack, and the model learns to control these operations. This model is ideal for applications that require modeling recursive functions.

We test the proposed model on a neural programming task called mathematical equation verification where given a symbolic math equality, the goal is to verify if the equation is correct or incorrect (Arabshahi et al., 2018). This is a good candidate for evaluating the proposed model, because we can easily construct arbitrary complex expressions by composing primitive functions and expressions to construct more complicated expressions (Table 1). Moreover, many functions in this task can be implemented using recursion making the task an ideal test case for the proposed model. We show that stack-augmented recursive neural networks consistently improve the extrapolation performance of Tree-RNNs and Tree-LSTMs to significantly harder problems on the equation verification task. Moreover, we provide a model ablation study that shows the effect of different model components on the final results. The code and data for reproducing all the experiments as well as a visualization tool for navigating the learned representations are available on GitHub.¹

2. Memory Augmented Recursive Neural Networks

In this section, we introduce memory augmented recursive neural networks. We augment Tree-RNNs and Tree-LSTMs with external differentiable memory. This memory has the

data structure of a neural stack. From a local perspective, the stack structure encourages the model to learn a better representation for the functions. This is because in applications such as neural programming, most of the programs and functions can be implemented using recursion, which is often more compact and efficient compared to its iterative counterpart. This compactness makes it easier for neural networks to model these functions. For example, the pseudo code for a recursive and non-recursive implementation of the multiplication function is given in Figure 2. It is known that stacks are used to implement and execute a recursive function. Therefore, having access to a stack structure encourages the model to learn a better representation for each function. Moreover, the state of each node in a recursive neural network is computed using the states of its children. From a global perspective, the stack enables each node to also have direct access to the state of its grand children by popping items from the stack. This helps the model to defeat error propagation by preserving values along the tree for longer.

The network learns to read from and write to the memory by popping from and pushing to the memory, respectively. We develop soft push and pop operations making the network end-to-end differentiable. A sketch of the stack-augmented Tree-LSTM is shown in Figure 3b. Stacks are the \mathbf{S}_j , $\mathbf{S}_{c_{j1}}$ and $\mathbf{S}_{c_{j2}}$ in that figure, and the model accesses the memory through a_j . We describe more details about the model in the next subsections.

In this section, we present matrices with bold uppercase letters, vectors with bold lowercase letters, and scalars with non-bold letters. For simplicity, we present the formulation of a binary recursive neural network in this paper. However, all the formulations can be trivially extended to n-ary recursive neural networks. A recursive neural network is a tree-structured network where each node of the tree is a neural network block. The structure of the tree is often imposed by the data. For example, for language models the structure of the tree could be the structure of the dependency parse of the input sentence, or for mathematical equation verification the structure of the tree is the structure of the input equation (Figure 1).

All the nodes or blocks of a recursive neural network have a state denoted by $\mathbf{h}_j \in \mathbb{R}^n$ and an input denoted by $\mathbf{i}_j \in \mathbb{R}^{2n}$ where n is the hidden dimension, $j \in [0, N - 1]$ and N is the number of nodes in the tree. Let us label the children of node j with c_{j1} and c_{j2} . We have

$$\mathbf{i}_j = [\mathbf{h}_{c_{j1}}; \mathbf{h}_{c_{j2}}] \quad (1)$$

where $[\cdot; \cdot]$ indicates concatenation. If the block is a leaf node, \mathbf{i}_j is the input of the network. For example, in the equation tree shown in Figure 1, all the terminal nodes (leaves) are the inputs to the neural network. For simplicity

¹<https://github.com/ForoughA/recursiveMemNet>

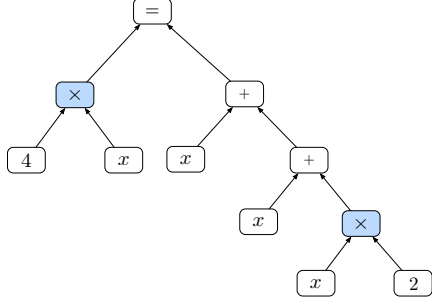


Figure 1: recursive symbolic multiplication of $4 \times x = x + (x + (2 \times x))$

we assume that the internal blocks do not have an external input and only take inputs from their children. However, the extension to the case where we do have an external input is trivial and can be done by additionally concatenating the external input with the children’s states in Equation 1.

The way \mathbf{h}_j is computed using \mathbf{i}_j depends on the neural network block’s architecture. In the following subsections, we explain how \mathbf{h}_j is computed given the input state for each model. We will re-use notation across subsections to make model comparison easier. We have made the names consistent for corresponding variables across models. Therefore, the variables defined in each sub-section should only be used within that sub-section unless noted otherwise.

2.1. Tree-RNNs

Before we present stack-augmented recursive neural networks, let us start with vanilla Tree-RNNs.

The node state \mathbf{h}_j is computed by passing \mathbf{i}_j through a feed-forward neural network. For example, assuming that the network blocks are single-layer networks we have,

$$\mathbf{h}_j = f(\mathbf{W}_j \mathbf{i}_j + \mathbf{b}_j), \quad (2)$$

where f is a nonlinear function such as Sigmoid and $\mathbf{W}_j \in \mathbb{R}^{n \times 2n}$ is the matrix of network weights and \mathbf{b}_j is the bias. The weights and biases are indexed with j . These weights can either be shared among all the blocks or can be specific to the node type. To elaborate, in the case of mathematical equation verification the parameters can be specific to the function such that we have different weights for addition and multiplication. In the simplest case, the weights are shared among all the neural network blocks in the tree.

Stack-Augmented Tree-RNNs

In this model, each node j is augmented with a stack $\mathbf{S}_j \in \mathbb{R}^{p \times n}$ where p is the stack size. The input of each node is stored in the stack if the model decides to push, and the output representation is computed using the stack if the

```
# Iterative multiplication
def mul(x, y):
    # x and y are lists of digits with the least
    # significant bit in index 0
    prod = zeros(1, len(x)+len(y)-1)
    for x_i in range(0, len(x)):
        carry = 0
        for y_i in range(0, len(y)):
            prod[x_i+y_i] += carry + x[x_i] * y[y_i]
            carry = prod[x_i+y_i] / 10.0
            prod[x_i+y_i] = prod[x_i+y_i] mod 10.0
        prod[x_i+len(y)-1] = carry
    return prod

# Recursive multiplication
def recursive_mul(x, y):
    if x < y:
        return recursive_mul(y, x)
    elif y != 0:
        return (x + recursive_mul(x, y-1))
    else:
        return 0
```

Figure 2: non-recursive vs. recursive multiplication of numbers x and y in base 10. As can be seen, the recursive implementation is more compact. Note that if x and y are floating point numbers they should first be pre-processed and converted into integers through multiplication and the result should be converted back to floating point through division.

model decides to pop from it.

A stack is a LIFO data structure and the network can only interact with it through its top. This is the desired behavior when dealing with recursive function execution. We indicate the top of the stack with $\mathbf{S}_j[0] \in \mathbb{R}^n$. The stack has two operations pop and push. Inspired by (Joulin and Mikolov, 2015) and the push-down automation we use a 2-dimensional action vector $\mathbf{a}_j \in \mathbb{R}^2$ whose elements represent the soft push and pop operations for interacting with the stack. These two actions are controlled by the network’s input state at each node.

$$\mathbf{a}_j = \sigma(\mathbf{A}_j \mathbf{i}_j + \mathbf{b}_j^{(a)}) \quad (3)$$

where $\mathbf{A}_j \in \mathbb{R}^{2 \times 2n}$ and σ is the softmax function. We denote the probability of the action push with $\mathbf{a}_j^{\text{push}} = \mathbf{a}_j[0] \in [0, 1]$ and pop with $\mathbf{a}_j^{\text{pop}} = \mathbf{a}_j[1] \in [0, 1]$ and these two probabilities sum to 1.

We assume that the top of the stack is located at index 0. Let $\mathbf{S}_{c_j} \in \mathbb{R}^{p \times 2n}$ denote the concatenation of the children’s stacks given below

$$\mathbf{S}_{c_j} = [\mathbf{S}_{c_{j1}}; \mathbf{S}_{c_{j2}}] \quad (4)$$

We have,

$$\mathbf{S}_{c_j}^{\text{push}} = \sigma(\mathbf{U}_j^{\text{push}} \mathbf{S}_{c_j}^{\text{T}} + \mathbf{b}_j^{\text{push}})^{\text{T}} \quad (5)$$

$$\mathbf{S}_{c_j}^{\text{pop}} = \sigma(\mathbf{U}_j^{\text{pop}} \mathbf{S}_{c_j}^{\text{T}} + \mathbf{b}_j^{\text{pop}})^{\text{T}} \quad (6)$$

$$\mathbf{u}_j = \sigma(\mathbf{U}_j^{(u)} \mathbf{i}_j + \mathbf{b}_j^{(u)}) \quad (7)$$

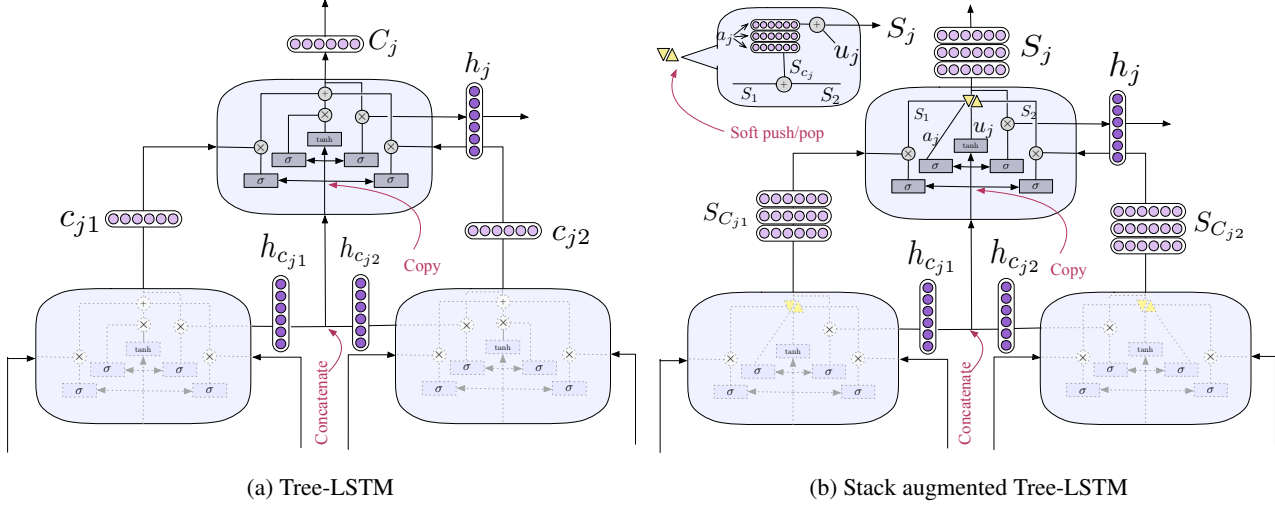


Figure 3: Model architecture of Tree-LSTM vs. stack-augmented Tree-LSTM. The yellow symbol in Figure 3b represents the soft push/pop operation and its details are shown in the square labeled soft push/pop. Both figures show a sub-tree with a parent block and its two children.

Where $\mathbf{U}_j^{\text{push}}, \mathbf{U}_j^{\text{pop}}, \mathbf{U}_j^{(u)} \in \mathbb{R}^{n \times 2n}$ are trainable weights and $(\cdot)^\top$ indicates transposition. The stack update equations are then as follows

$$\mathbf{S}_j[0] = \mathbf{a}_j^{\text{push}} \mathbf{u}_j + \mathbf{a}_j^{\text{pop}} \mathbf{S}_{c_j}^{\text{pop}}[1] \quad (8)$$

$$\mathbf{S}_j[i] = \mathbf{a}_j^{\text{push}} \mathbf{S}_{c_j}^{\text{push}}[i-1] + \mathbf{a}_j^{\text{pop}} \mathbf{S}_{c_j}^{\text{pop}}[i+1] \quad (9)$$

where $i = 1, 2, \dots, p-1$ is the stack row index. The stack is initialized with the 0 matrix. Note that for $i = p-1$ the stack will be out of index in Equation 9 and we assume that in that case we pop an all-zero vector.

The output state of the node of this model, is computed by looking at the top k elements of the stack where $k \in [1, p]$ and the input state as given below:

$$\mathbf{p}_j = \sigma(\mathbf{U}_j^{(p)} \mathbf{i}_j + \mathbf{b}_{j1}^{(p)}) \quad (10)$$

$$\mathbf{h}_j = f(\mathbf{W}_j \mathbf{i}_j + \mathbf{p}_j \mathbf{S}_j[0 : k-1] + \mathbf{b}_j) \quad (11)$$

where $\mathbf{U}_j^{(p)} \in \mathbb{R}^{k \times n}$, $\mathbf{p}_j \in \mathbb{R}^k$ and $\mathbf{S}_j[0 : k-1]$ indicates the top- k rows of the stack. k is a tuning parameter of the model and its choice is problem dependent.

Additional stack operation: No-Op We can additionally add another stack operation called no-op where $\mathbf{a}_j \in \mathbb{R}^3$ and the elements correspond to push, pop and no-op. No-op is the state where the network neither pushes to the stack nor pops from it and keeps the stack as is. We have

$$\mathbf{S}_{c_j}^{\text{no-op}} = \sigma(\mathbf{U}_j^{\text{no-op}} \mathbf{S}_{c_j}^\top + \mathbf{b}_j^{\text{no-op}})^\top \quad (12)$$

where $\mathbf{U}_j^{\text{no-op}} \in \mathbb{R}^{n \times 2n}$. Therefore, the stack operations change as shown below.

$$\begin{aligned} \mathbf{S}_j[0] &= \mathbf{a}_j^{\text{push}} \mathbf{u}_j + \mathbf{a}_j^{\text{pop}} \mathbf{S}_{c_j}^{\text{pop}}[1] + \\ &\quad \mathbf{a}_j^{\text{no-op}} \mathbf{S}_{c_j}^{\text{no-op}}[0] \end{aligned} \quad (13)$$

$$\begin{aligned} \mathbf{S}_j[i] &= \mathbf{a}_j^{\text{push}} \mathbf{S}_{c_j}^{\text{push}}[i-1] + \mathbf{a}_j^{\text{pop}} \mathbf{S}_{c_j}^{\text{pop}}[i+1] + \\ &\quad \mathbf{a}_j^{\text{no-op}} \mathbf{S}_{c_j}^{\text{no-op}}[i] \end{aligned} \quad (14)$$

The state can still be computed using Equation 11 but with the new stack updated using Equations 13 and 14.

2.2. Tree-LSTMs

In this section we present stack-augmented Tree-LSTMs. Similar to Tree-RNNs and in order to be self-contained, we start from Tree-LSTM and then extend it to stack-augmented tree-LSTMs.

$$\mathbf{inp}_j = \sigma(\mathbf{U}_j^{(\text{inp})} \mathbf{i}_j + \mathbf{b}_j^{(i)}) \quad (15)$$

$$\mathbf{f}_{j1} = \sigma(\mathbf{U}_{j1}^{(f)} \mathbf{i}_j + \mathbf{b}_{j1}^{(f)}) \quad (16)$$

$$\mathbf{f}_{j2} = \sigma(\mathbf{U}_{j2}^{(f)} \mathbf{i}_j + \mathbf{b}_{j2}^{(f)}) \quad (17)$$

$$\mathbf{o}_j = \sigma(\mathbf{U}_j^{(o)} \mathbf{i}_j + \mathbf{b}_j^{(o)}) \quad (18)$$

$$\mathbf{u}_j = \tanh(\mathbf{U}_j^{(u)} \mathbf{i}_j + \mathbf{b}_j^{(u)}) \quad (19)$$

$$\mathbf{c}_j = \mathbf{inp}_j \odot \mathbf{u}_j + \mathbf{f}_{j1} \odot \mathbf{c}_{j1} + \mathbf{f}_{j2} \odot \mathbf{c}_{j2} \quad (20)$$

$$\mathbf{h}_j = \mathbf{o}_j \odot \tanh(\mathbf{c}_j) \quad (21)$$

Where \odot indicates element-wise multiplication, all the vectors in the left-hand-side of equations 15-21 are in \mathbb{R}^n and all the weight vectors \mathbf{U} in the right-hand sides are weight

matrices in $\mathbb{R}^{n \times 2n}$. This structure is shown in Figure 3a. As it is shown in the figure, Tree-LSTM’s memory, \mathbf{c}_j , is a 1-dimensional vector. The stack-augmented Tree-LSTM has a matrix for the memory (\mathbf{S}_j in Figure 3b) where each row corresponds to a stack entry. We propose a push and pop mechanism for reading from and writing to this memory.

Stack-augmented Tree-LSTMs

Tree-LSTM equations were presented in Equations 15 through 21. There are two main differences between tree-LSTM and its stack-augmented counterpart. First, the stack-augmented Tree-LSTM does not have an input gate (**inp** in Equation 15) and instead uses a push gate to combine the input with the contents of the memory. Second, it fills up the stack using the push and pop gates that are presented below.

The children’s stacks are combined using \mathbf{f}_{j1} and \mathbf{f}_{j2} gates in Equations 16 and 17

$$\mathbf{S}_{c_j}[i] = \mathbf{f}_{j1} \odot \mathbf{S}_{c_{j1}}[i] + \mathbf{f}_{j2} \odot \mathbf{S}_{c_{j2}}[i] \quad (22)$$

for $i = 0, \dots, p - 1$.

Here the push and pop operations are element-wise gates given below

$$\mathbf{a}_j^{\text{push}} = \sigma(\mathbf{A}_j^{(\text{push})} \mathbf{i}_j + \mathbf{b}_j^{(\text{push})}) \quad (23)$$

$$\mathbf{a}_j^{\text{pop}} = \sigma(\mathbf{A}_j^{(\text{pop})} \mathbf{i}_j + \mathbf{b}_j^{(\text{pop})}) \quad (24)$$

where $\mathbf{a}_{j,\text{push}}, \mathbf{a}_{j,\text{pop}} \in \mathbb{R}^n$

The stack and state update equations are therefore:

$$\mathbf{S}_j[0] = \mathbf{a}_j^{\text{push}} \odot \mathbf{u}_j + \mathbf{a}_j^{\text{pop}} \odot \mathbf{S}_{c_j}[1] \quad (25)$$

$$\mathbf{S}_j[i] = \mathbf{a}_j^{\text{push}} \odot \mathbf{S}_{c_j}[i - 1] + \mathbf{a}_j^{\text{pop}} \odot \mathbf{S}_{c_j}[i + 1] \quad (26)$$

where \mathbf{u}_j is given in Equation 19. The output state is computed by looking at the top- k stack elements as shown below if $k > 1$

$$\mathbf{p}_j = \sigma(\mathbf{U}_j^{(p)} \mathbf{i}_j + \mathbf{b}_{j1}^{(p)}) \quad (27)$$

$$\mathbf{h}_j = \mathbf{o}_j \odot \tanh\left(\mathbf{p}_j \mathbf{S}_j[0 : k - 1]\right) \quad (28)$$

where $\mathbf{U}_j^{(p)} \in \mathbb{R}^{k \times n}$, $\mathbf{p}_j^{(i)} \in \mathbb{R}^{1 \times k}$ and $\mathbf{S}_j[0 : k - 1]$ indicates the top- k rows of the stack. If $k = 1$ we have:

$$\mathbf{h}_j = \mathbf{o}_j \odot \tanh(\mathbf{S}_j[0]) \quad (29)$$

where \mathbf{o}_j is given in Equation 18. As noted in the stack-augmented Tree-LSTM section, k is a problem dependent tuning parameter.

Additional stack operation: No-Op Similar to stack-augmented Tree-RNNs we can use the no-op operator to keep the stack in its previous state if need be. In this case the no-op gate and the stack update equations are

$$\mathbf{a}_j^{\text{no-op}} = \sigma(\mathbf{A}_j^{(\text{no-op})} \mathbf{i}_j + \mathbf{b}_j^{(\text{no-op})}) \quad (30)$$

where $\mathbf{a}_j^{\text{no-op}} \in \mathbb{R}^n$. The stack update equations change as shown below

$$\begin{aligned} \mathbf{S}_j[0] &= \mathbf{a}_j^{\text{push}} \odot \mathbf{u}_j + \mathbf{a}_j^{\text{pop}} \odot \mathbf{S}_{c_j}[1] + \\ &\mathbf{a}_j^{\text{no-op}} \odot \mathbf{S}_{c_j}[0] \end{aligned} \quad (31)$$

$$\begin{aligned} \mathbf{S}_j[i] &= \mathbf{a}_j^{\text{push}} \odot \mathbf{S}_{c_j}[i - 1] + \mathbf{a}_j^{\text{pop}} \odot \mathbf{S}_{c_j}[i + 1] + \\ &\mathbf{a}_j^{\text{no-op}} \odot \mathbf{S}_{c_j}[i] \end{aligned} \quad (32)$$

Similar to stack-augmented Tree-RNNs, the output can be computed using the stack-augmented Tree-LSTM \mathbf{h}_j in Equations 28 and 29 depending on the k .

3. Experimental Setup

In this section we discuss the problem we evaluate our model on and state our implementation details. We explore the applicability of our model in a neural programming task called mathematical equation verification defined by (Arabshahi et al., 2018). We briefly define this task in the next section and then provide the implementation details of our model.

3.1. Mathematical Equation Verification

In this task, the inputs are symbolic and numeric mathematical equations from trigonometry and linear algebra and the goal is to verify their correctness. For example, the following symbolic equation is correct:

$$1 + \tan^2(\theta) = \frac{1}{\cos^2(\theta)}, \quad (33)$$

whereas the numeric equation $\sin(\frac{\pi}{2}) = 0.5$ is incorrect. These symbolic and numeric equations are a composition of mathematical functions in trigonometry and algebra. The recursive neural networks in the experiments mirror the composition structure of each input equation. It is worth noting that the composition structure is already available for each equation and there is no need for an external parser to extract it. The equations and therefore the recursive neural networks are rooted at equality as shown in Figure 1. An indication of the hardness of the problem in this scenario is the depth of the equations. We observe that as the depth of the equations grow beyond that of training data, the accuracy drops significantly and we show that augmenting recursive neural networks with an external memory improve the generalization performance on equations of higher depth.

A data generation strategy for this task was presented in (Arabshahi et al., 2018). We use this data generation strategy

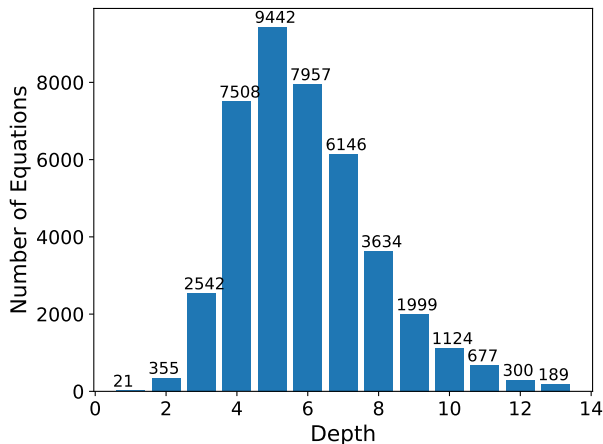


Figure 4: Number of equations in the data broken down by their depth

to generate symbolic mathematical equations of up to depth 13. We generate 41,894 equations of different depths. This will allow us to evaluate the generalizability of our model on more complex compositions. The full statistics of the generated data is presented in Figure 4. This dataset is approximately balanced with a total of 56% correct and 44% incorrect equations. We generate equations of depth 1 through 13. We train the models on equations of depth 1 through 7 and evaluate the models on equations of depth 8 through 13. More details about this task are given in (Arabshahi et al., 2018). Table 1 lists some examples from the dataset.

3.2. Implementation Details

The models are implemented in PyTorch (Paszke et al., 2017). Our recursive neural networks perform a two-class classification by optimizing the softmax loss at the output of the root. The root of the model represents equality and performs a dot product of the output embeddings of the right and the left sub-tree. The input of the neural networks are the terminal nodes in the equations that consist of symbols representing variables in the equation and numbers. The leaves of the neural networks are embeddings and two-layer feed-forward networks that embed the symbols and numbers in the equation respectively and the other tree nodes are single-layer neural networks that represent different functions in the equation. We share the parameters of the nodes that have the same functionality. For example, all the addition functions use the same set of parameters.

All the models use the Adam optimizer ((Kingma and Ba, 2014)) with $\beta_1 = 0.9$, $\beta_2 = 0.999$, and learning rate 0.001. We regularize the models with a 0.00001 weight decay. The hidden dimension of the models are 50. All the models are ran using three different seeds and the reported results

are the average of the three seeds as well as their standard deviation. We choose the models based on the best accuracy on the validation data. The train and validation datasets contain equations of depth 1-7 and the test dataset contains equations of depth 8 through 13.

3.3. Baselines and Evaluation Metrics

We use several baselines to validate our experiments as described below. We also provide a model ablation study and investigate the behavior of our model under different settings in Section 4. In order to assess the extrapolation capability of the model (generalization to harder problems), we train our models on Equations of depths 1 through 7 and test our models on Equations of depths 8 through 13. Let us first discuss the baselines that we used in the experiments.

Majority class baseline is a classification approach that always predicts the majority class. This is an indication of how hard the classification task is and shows how balanced the training dataset is.

Tree-RNN is the vanilla recursive neural network presented in Section 2. The implementation details of this network is similar to the experimental setup in Section 3.2.

Tree-LSTM is the Tree-LSTM network proposed by (Tai et al., 2015) and presented in Section 2. the leaves of this Tree-LSTM are two-layer neural networks that embed the symbols and numbers and the other nodes are LSTM networks whose weights are shared between the same function. The hidden dimension and the optimizer parameters are the same as what’s described in Section 3.2 .

We did not choose recurrent neural networks as baselines since the above baselines have already outperformed these models on the same task (Arabshahi et al., 2018).

Evaluation metric: Our evaluation metric is the accuracy, precision and recall of predicting correct and incorrect equations. These metrics are reported as a percentage in Table 2 and abbreviated as Acc, Prec and Rcl for accuracy, precision and recall, respectively.

4. Results

In this section, we evaluate the performance of the stack-augmented tree-RNNs and Tree-LSTMs. Table 2 shows the performance of all models on the equation verification task. We report the average and standard deviation of accuracy, precision and recall for the models initialized with different random seeds. The stack size for all the models in Table 2 is set to 5 and the models are choosing the top-1 stack element to compute the output ($k = 1$).

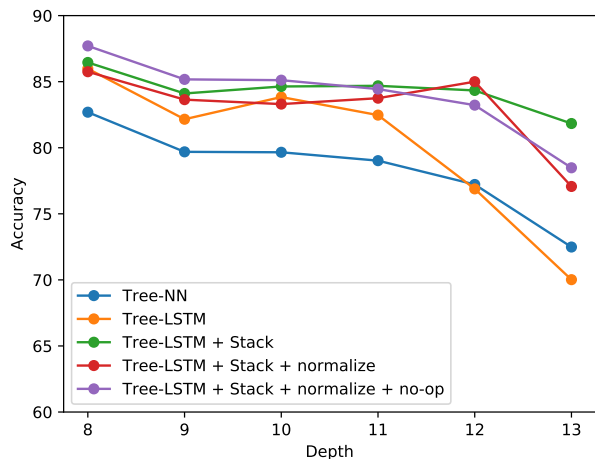


Figure 5: breakdown of model accuracy across different depths for the stack-LSTM models and baselines Tree-RNN and Tree-LSTM

4.1. Model Ablation

Tree-RNN+stack in Table 2 refers to the memory-augmented Tree-RNN introduced in Section 2 and Tree-RNN+stack+no-op is the same model with the no-op operation introduced in Section 2. Tree-LSTM+stack refers to the model presented in Section 2. Tree-LSTM+stack+normalize refers to the stack-augmented Tree-LSTM model where the push and pop action vectors $\mathbf{a}_j^{\text{push}}$ and $\mathbf{a}_j^{\text{pop}}$ are element-wise normalized so that each $\mathbf{a}_j^{\text{push}}[i] + \mathbf{a}_j^{\text{pop}}[i] = 1$ for $i = 1, 2, \dots, n$. Tree-LSTM+stack+normalize+no-op further adds the no-op operator to the model. As it can be seen in Table 2, the normalized action with no-op is the best model in terms of overall accuracy. This is because the no-op operation adds additional flexibility to the model for interacting with the memory. Moreover, comparing the Tree-LSTM+stack model with the Tree-LSTM+stack+normalize model indicates that it is better not to normalize the push/pop action. This is because the normalization limits the flexibility of the model.

4.2. Extrapolation to Harder Instances

In order to illustrate the extrapolation performance of the model, we have plotted the accuracy breakdown of the test data in terms of equation depth in Figure 5. As it can be seen, Tree-LSTM+stack consistently improves the performance of Tree-RNN and Tree-LSTM on harder equations. As depth grows beyond the training data (and equations get harder), the improvement gap widens. It is also worth pointing to the rapid performance degradation of both the Tree-RNN and Tree-LSTM models. Therefore, stack-augmented recursive neural networks improve model’s performance in terms of

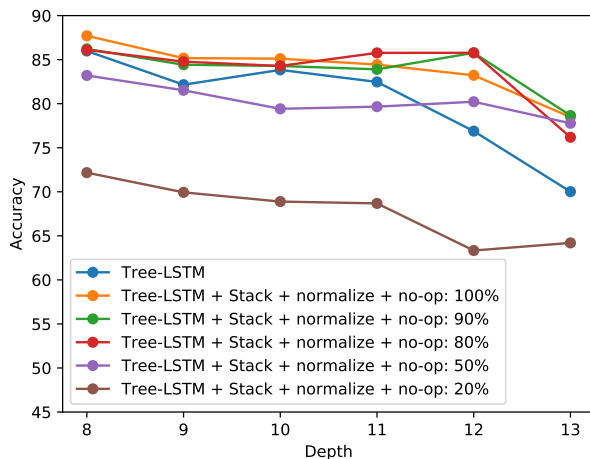


Figure 6: Sample efficiency - The percentage in the legend indicates the percentage of the training data that is used for training each model.

extrapolation to harder instances of the problem. This is an important result since extrapolation to harder problems is an ongoing challenge for neural networks in neural programming. We show that augmenting recursive neural networks with an external memory with the structure of a stack can be a potential solution to this problem. Specifically, since the models have access to an external memory that has the structure of a stack they are able to fit the functions better. Moreover, if a node pops a value from the stack and its child and grand-child pushed to their corresponding stacks, then the parent will have access to the stack state of the grand-child. This is an error-correction mechanism that helps capture long range dependencies.

Finally, Figure 6 shows that by improving the extrapolation performance of recursive neural networks we can also improve their sample efficiency. This figure shows the performance on the entire test data, but the models are trained on a sub-sample of the training data. The sub-sampling percentage is shown in the Figure and we can see that even when the stack-augmented Tree-LSTM is trained using 80% of the data, it still out-performs Tree-LSTM.

5. Related Work

The task considered in this paper, is an instance of neural programming where neural networks are used to learn programs, mathematics or logic from data (Loos et al., 2017; Allamanis et al., 2017; Evans et al., 2018; Graves et al., 2014; Zaremba et al., 2014; Reed and De Freitas, 2015; Cai et al., 2017; Saxton et al., 2019). Often in neural programming, a core neural network is used to learn and represent a program such as addition or sort and mathematical or logical

Table 1: Examples of generated equations in the dataset

Example	Label	Depth
$(\sqrt{1} \times 1 \times y) + x = (1 \times y) + x$	Correct	4
$\sec(x + \pi) = (-1 \times \sec(\sec(x)))$	Incorrect	4
$y \times (1^1 \times (3 + (-1 \times 4^{0 \times 1})) + x^1) = y \times 2^0 \times (2 + x)$	Correct	8
$\sqrt{1 + (-1 \times (\cos(y + x))\sqrt{\csc(2)}) \times (\cos(y + x))^{-1} = \tan(y^1 + x)$	Incorrect	8
$2^{-1} + \left(-\frac{1}{2} \times (-1 \times \sqrt{1 + (-1 \times \sin^2(\sqrt{4} \times (\pi + (x \times -1))))})\right) + \cos^{\sqrt{4}}(x) = 1$	Correct	13
$(\cos(y^1 + x) + z)^w = (\cos(x) \times \cos(0 + y) + (-1 \times \sqrt{1 + -1 \times \cos^2(y + 2\pi)}) \times \sin(x) + z)^w$	Correct	13
$\sin(\sqrt{4}^{-1}\pi + (-1 \times \sec(\csc^2(x)^{-1} + \sin^2(1 + (-1 \times 1) + x + 2^{-1}\pi)) \times x)) = \cos(0 + x)$	Incorrect	13

Table 2: Overall accuracy of the models on train and test datasets

Approach	Train (Depths 1-7)			validation (Depths 1-7)			Test (Depths 8-13)		
	Acc	Prec	Rcl	Acc	Prec	Rcl	Acc	Prec	Rcl
Majority Class	58.12	-	-	56.67	-	-	51.71	-	-
Tree-RNN	96.03	95.36	97.94	89.11	87.79	93.84	80.67±0.92	82.63±0.07	79.29 ± 2.26
Tree-RNN+Stack	95.92	95.74	97.32	88.88	87.37	93.95	78.02 ± 0.12	81.28 ± 1.75	74.74 ± 2.29
Tree-RNN+Stack +no-op	95.86	96.40	96.49	88.44	87.21	93.29	78.87 ± 1.10	83.23 ± 0.95	74.10 ± 3.91
Tree-LSTM	99.34	99.40	99.47	93.86	92.67	96.82	83.64 ± 1.23	86.96 ± 0.89	80.45 ± 3.83
Tree-LSTM+Stack	99.23	99.19	99.49	93.31	92.36	96.15	85.24 ± 0.25	85.13 ± 0.59	86.59 ± 0.86
Tree-LSTM+Stack+normalize	98.76	98.59	99.29	93.32	92.23	96.33	84.44 ± 1.77	85.49 ± 0.55	84.16 ± 3.38
Tree-LSTM+Stack+normalize+no-op	98.34	98.13	99.04	93.84	92.60	96.87	86.01 ± 0.74	86.27 ± 1.14	86.78 ± 2.70

function such as multiplication and OR. This is a suitable application for investigating the extrapolation capability of neural networks since we can construct arbitrary complex expressions using a limited number of primitive functions.

Recursive neural networks have been used to model compositional data in many applications e.g., natural scene classification (Socher et al., 2011), sentiment classification, Semantic Relatedness and syntactic parsing (Tai et al., 2015; Socher et al., 2011), neural programming and logic (Allamanis et al., 2017; Zaremba et al., 2014; Evans et al., 2018). In all these problems there is an inherent hierarchy nested in the data and using its supervision significantly improves the task’s performance.

Recursive neural networks have shown to be good at capturing long term dependencies (Tai et al., 2015) compared to flat recurrent neural networks (Graves et al., 2013; Hochreiter and Schmidhuber, 1997). However, we showed that their performance significantly drops when generalizing to dependency ranges not seen in the training data.

Recently there have been attempts to provide a global memory to recurrent neural models that plays the role of a working memory and can be used to store information to and read information from. (Graves et al., 2014; Jason Weston,

2015; Grefenstette et al., 2015; Joulin and Mikolov, 2015).

Memory networks and their differentiable counterpart (Jason Weston, 2015; Sukhbaatar et al., 2015) store instances of the input data into an external memory that can later be read through their recurrent neural network architecture. Neural Programmer Interpreters augment their underlying recurrent LSTM core with a key-value pair style memory and they additionally enable read and write operations for accessing it (Reed and De Freitas, 2015; Cai et al., 2017). Neural Turing Machines (Graves et al., 2014) define soft read and write operations so that a recurrent controller unit can access this memory for read and write operations. Another line of research proposes to augment recurrent neural networks with specific data structures such as stacks and queues (Das et al., 1992; Sun et al., 2017; Joulin and Mikolov, 2015; Grefenstette et al., 2015; Mali et al., 2019). There has also been an attempt to improve the performance of recurrent neural networks (Trinh et al., 2018).

Despite the amount of effort spent on augmenting recurrent neural networks, to the best of our knowledge, there has been no attempt to enable an external memory to recursive networks which will allow them to extrapolate to harder problem instances. Therefore, inspired by the recent attempts to augment recurrent neural networks with stacks,

we propose to augment recursive neural networks with an external memory that they can access to fill or read from.

In a parallel research direction (Kumar et al., 2016) present episodic memory for question answering applications. This is different from the symbolic way of defining memory for models that handle neural programming tasks. Another different line of work are graph memory networks and tree memory networks (Pham et al., 2018; Fernando et al., 2018) which construct a memory with a specific structure and are different from augmenting a recursive neural network with an additional global memory

6. Conclusions

Recursive neural networks have shown a good performance for modeling compositional data. However, we show that their performance degrades significantly when generalizing to harder instances of problems (a.k.a extrapolation). In this paper, we present memory augmented recursive neural networks to address this challenge. We augment recursive neural networks, namely Tree-RNNs and Tree-LSTMs with an external memory in the form of a differentiable stack. We present differentiable push and pop operations. Our experiments indicate that augmenting recursive neural networks with external memory allows the model to extrapolate to harder problems. We compare our model with baselines such as Tree-RNNs and Tree-LSTMs and consistently improve their performance on significantly harder problems. We also provide a model ablation study and analyze the performance of the different components of the model on the final result.

Acknowledgements

A. Anandkumar is supported by Bren Chair professorship, DARPA PAI HR0011-18-9-0035, Faculty awards from Adobe, BMW, Microsoft and Google.

References

- M. Allamanis, P. Chanthirasegaran, P. Kohli, and C. Sutton. Learning continuous semantic representations of symbolic expressions. In *Proceedings of the 34th International Conference on Machine Learning-Volume 70*, pages 80–88. JMLR. org, 2017.
- F. Arabshahi, S. Singh, and A. Anandkumar. Combining symbolic expressions and black-box function evaluations in neural programs. *International Conference on Learning Representations (ICLR)*, 2018.
- J. Cai, R. Shin, and D. Song. Making neural programming architectures generalize via recursion. *arXiv preprint arXiv:1704.06611*, 2017.
- S. Das, C. L. Giles, and G.-Z. Sun. Learning context-free grammars: Capabilities and limitations of a recurrent neural network with an external stack memory. In *Proceedings of The Fourteenth Annual Conference of Cognitive Science Society. Indiana University*, page 14, 1992.
- R. Evans, D. Saxton, D. Amos, P. Kohli, and E. Grefenstette. Can neural networks understand logical entailment? *International Conference on Learning Representations (ICLR)*, 2018.
- T. Fernando, S. Denman, A. McFadyen, S. Sridharan, and C. Fookes. Tree memory networks for modelling long-term temporal dependencies. *Neurocomputing*, 304:64–81, 2018.
- J. A. Fodor, Z. W. Pylyshyn, et al. Connectionism and cognitive architecture: A critical analysis. *Cognition*, 28 (1-2):3–71, 1988.
- A. Graves, A.-r. Mohamed, and G. Hinton. Speech recognition with deep recurrent neural networks. In *2013 IEEE international conference on acoustics, speech and signal processing*, pages 6645–6649. IEEE, 2013.
- A. Graves, G. Wayne, and I. Danihelka. Neural turing machines. *arXiv preprint arXiv:1410.5401*, 2014.
- E. Grefenstette, K. M. Hermann, M. Suleyman, and P. Blunsom. Learning to transduce with unbounded memory. In *Advances in Neural Information Processing Systems*, pages 1828–1836, 2015.
- S. Hochreiter and J. Schmidhuber. Long short-term memory. *Neural computation*, 9(8):1735–1780, 1997.
- A. B. Jason Weston, Sumit Chopra. Memory networks. 2015.
- A. Joulin and T. Mikolov. Inferring algorithmic patterns with stack-augmented recurrent nets. In *Advances in neural information processing systems*, pages 190–198, 2015.
- D. P. Kingma and J. Ba. Adam: A method for stochastic optimization. *arXiv preprint arXiv:1412.6980*, 2014.
- A. Kumar, O. Irsoy, P. Ondruska, M. Iyyer, J. Bradbury, I. Gulrajani, V. Zhong, R. Paulus, and R. Socher. Ask me anything: Dynamic memory networks for natural language processing. In *International Conference on Machine Learning*, pages 1378–1387, 2016.
- B. Lake and M. Baroni. Generalization without systematicity: On the compositional skills of sequence-to-sequence recurrent networks. In *International Conference on Machine Learning*, pages 2873–2882, 2018.

- G. Lample and F. Charton. Deep learning for symbolic mathematics. *arXiv preprint arXiv:1912.01412*, 2019.
- S. Loos, G. Irving, C. Szegedy, and C. Kaliszyk. Deep network guided proof search. *EPiC Series in Computing*, 46:85–105, 2017.
- A. Mali, A. Ororbia, and C. L. Giles. The neural state pushdown automata. *arXiv preprint arXiv:1909.05233*, 2019.
- A. Paszke, S. Gross, S. Chintala, G. Chanan, E. Yang, Z. DeVito, Z. Lin, A. Desmaison, L. Antiga, and A. Lerer. Automatic differentiation in pytorch. 2017.
- T. Pham, T. Tran, and S. Venkatesh. Graph memory networks for molecular activity prediction. *arXiv preprint arXiv:1801.02622*, 2018.
- S. Reed and N. De Freitas. Neural programmer-interpreters. *arXiv preprint arXiv:1511.06279*, 2015.
- D. Saxton, E. Grefenstette, F. Hill, and P. Kohli. Analysing mathematical reasoning abilities of neural models. *International Conference of Learning Representations (ICLR)*, 2019.
- R. Socher, C. C. Lin, C. Manning, and A. Y. Ng. Parsing natural scenes and natural language with recursive neural networks. In *Proceedings of the 28th international conference on machine learning (ICML-11)*, pages 129–136, 2011.
- S. Sukhbaatar, J. Weston, R. Fergus, et al. End-to-end memory networks. In *Advances in neural information processing systems*, pages 2440–2448, 2015.
- G.-Z. Sun, C. L. Giles, H.-H. Chen, and Y.-C. Lee. The neural network pushdown automaton: Model, stack and learning simulations. *arXiv preprint arXiv:1711.05738*, 2017.
- K. S. Tai, R. Socher, and C. D. Manning. Improved semantic representations from tree-structured long short-term memory networks. *arXiv preprint arXiv:1503.00075*, 2015.
- T. H. Trinh, A. M. Dai, M.-T. Luong, and Q. V. Le. Learning longer-term dependencies in rnns with auxiliary losses. *arXiv preprint arXiv:1803.00144*, 2018.
- W. Zaremba, K. Kurach, and R. Fergus. Learning to discover efficient mathematical identities. In *Advances in Neural Information Processing Systems*, pages 1278–1286, 2014.