

The relationship between stopping time and number of odd terms in Collatz sequences

Rafael Ruggiero

São Paulo, Brazil

E-mail: ruggiero3n1@gmail.com

Abstract: The Collatz sequence for a given natural number N is generated by repeatedly applying the map $N \rightarrow 3N + 1$ if N is odd and $N \rightarrow N/2$ if N is even. One elusive open problem in Mathematics is whether all such sequences end in 1 (Collatz conjecture), the alternative being the possibility of cycles or of unbounded sequences. In this paper, we present a formula relating the stopping time and the number of odd terms in a Collatz sequence, obtained numerically and tested for all numbers up to 10^7 and for random numbers up to $2^{128.000}$. This result is presented as a conjecture, and with the hope that it could be useful for constructing a proof of the Collatz conjecture.

Keywords and phrases: Collatz Conjecture, Experimental Mathematics.

1. Introduction

The Collatz conjecture states that the sequence resulting from repeatedly applying the map $N \rightarrow 3N + 1$ if N is odd and $N \rightarrow N/2$ if N is even, starting from any natural number, inevitably reaches 1. The alternative would be the existence of some special N for which the sequence diverges or features an indefinite cycle. For a review on general properties of Collatz sequences, see [1].

Despite the simplicity in the enunciation of the conjecture, it turns out to be an incredibly challenging problem. There is no simple formula relating N to the number of iterations needed to reach 1, and the behavior of this number (called the *stopping time*) as a function of N is markedly unpredictable, even passing several standard tests of randomness [2].

Our goal in this paper is to propose an explicit formula for the stopping time S as a function of the number of odd terms in the sequence and of N , a result which, if correct, allows one to constraint which values S may assume.

2. The formula

Let S be the stopping time for the Collatz map starting from a given natural number N , defined as the number of iterations needed for the sequence to reach 1, and let α be the number of odd terms in the resulting sequence, excluding 1.

Conjecture: For all N for which S is defined, it is true that

$$S = \lceil \log_2(6^\alpha N) \rceil, \quad (2.1)$$

where $\lceil x \rceil$ is the ceiling function, defined as the smallest integer greater than or equal to x .

The use of the ceiling function is necessary because the residue $\epsilon(N) \equiv S - \log_2(6^\alpha N)$ is in general not zero. In fact, it is a seemingly random real number in the interval $[0, 0.326)$. The distribution of $\epsilon(N)$ for all $N < 10^7$ is shown in Fig. 1.

Our numerical tests have verified the validity of this relation for all natural numbers smaller than 10^7 , and also for thousands of random numbers between 1 and $2^{128.000}$, strongly suggesting its validity for all natural numbers. A proof is left as an open problem.

3. Implications

In principle, we do not know how many odd numbers a Collatz sequence will have, so α is an unknown prior to having calculated the entire sequence. But if Eq. 2.1 is valid, some values which S *cannot* assume can be calculated without calculating any iteration of the Collatz map.

First, since $\alpha \geq 0$, then $S \geq \log_2 N$. This is a trivial result: the fastest a number could get to 1 under the Collatz map is if the terms in its Collatz sequence never increase in value. In practice, this happens for powers of 2.

A less trivial result is that, since α must be a natural number, not necessarily S can assume any natural value $\geq \log_2 N$. For instance, consider $N = 65$. Its possible stopping times, setting α as all possible natural numbers (including

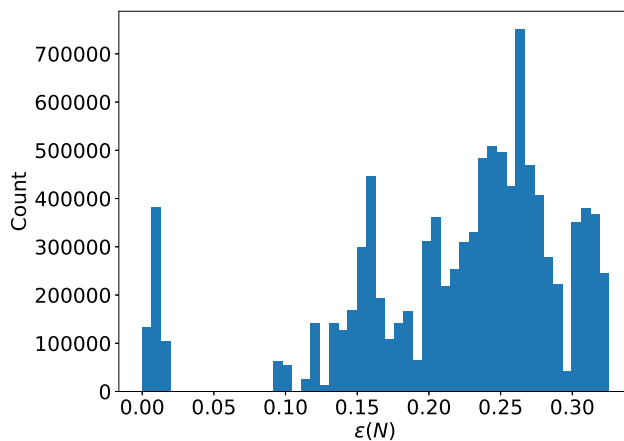


Fig 1: Distribution of the residue $\epsilon(N)$ for $N < 10^7$.

zero), are 7, 9, 12, 14, 17, 19, 22, 25, 27, 30, 32, 35, The true value, which is 27, is present in this list, but many numbers both smaller and larger than 27 are not, say 15, 26 or 34. Let's call such numbers *prohibited* values for $S(N)$.

The list of prohibited values P for S given a particular number N can be propagated to infinite other numbers, as long as the Collatz conjecture is true. If that is the case, then $S(N/2) = S(N) - 1$ if N is even and $S(3N+1) = S(N) - 1$ if N is odd. Moreover, $S(2N) = S(N) + 1$ for all N , and $S((N-1)/3) = S(N) + 1$ if $(N-1)/3$ is an odd natural number. Using these relations, either $P+1$ or $P-1$ can also be shown to be prohibited values for these up to 3 other numbers. This procedure can be carried out recursively and starting from different N and associated P , resulting in a sieve algorithm for ruling out stopping times for natural numbers.

4. Sequences with constant α

One important feature of Eq. 2.1 is that it connects the stopping times of sequences of natural numbers with constant α in an $S(N)$ plot, such as the one shown in Fig. 2, in which stopping times and curves with constant α are overlaid. The first such sequence, which is the lower frontier in that figure, is the one for $\alpha = 0$. This is the sequence of all powers of 2, which have no odd numbers in their Collatz sequences. Sequences with higher α appear increasingly higher, and no two curves with different α ever intersect. We have also included two zoomed-in versions of Fig. 2 in Fig. 3, and the first elements of some sequences of numbers with constant α are shown in Table 1.

5. Collatz sequences in an $S(N)$ plot

It is illustrative to show what a Collatz sequence looks like in an $S(N)$ plot. As the sequence goes on, $S(N)$ decreases by 1 at each step, and one of two possibilities takes place: either the point moves along a curve with constant α to the left, as its factors of two are removed, or it moves right to a curve with lower α underneath the previous one. The process is repeated until the point becomes a power of 2 and lands at the curve with $\alpha = 0$, from where it monotonically decreases towards 1. Three examples of this process are shown in Fig. 4.

References

- [1] J. C. Lagarias, "The $3x+1$ problem and its generalizations", *The American Mathematical Monthly*, vol. 92, no. 1, pp. 3–23, 1985.
- [2] D. Xu and D. E. Tamir, "Pseudo-random number generators based on the Collatz conjecture", *International Journal of Information Technology*, vol. 11, no. 3, pp. 453–459, 2019.

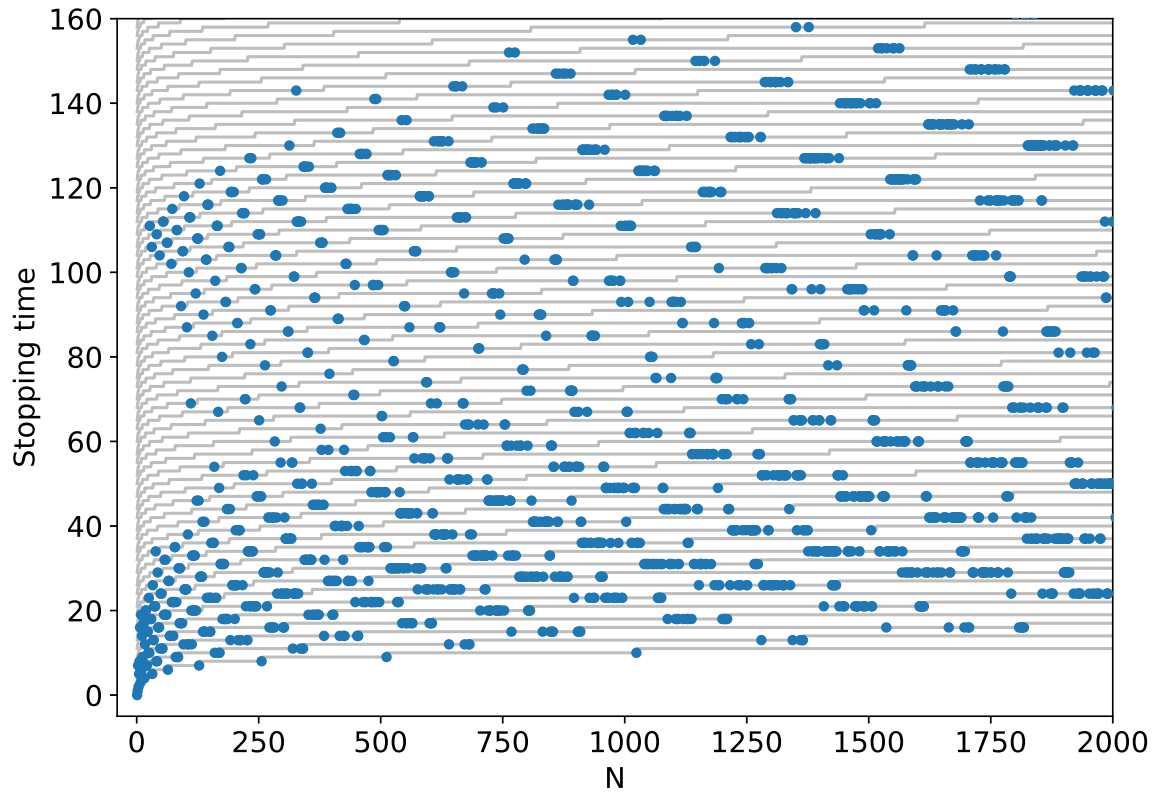


Fig 2: Stopping time S as a function of N for $N < 2000$. The gray lines show Eq. 2.1 calculated for different natural values of α (including 0). The first line from bottom to top corresponds to $\alpha = 0$, the next one to $\alpha = 1$, and so on.

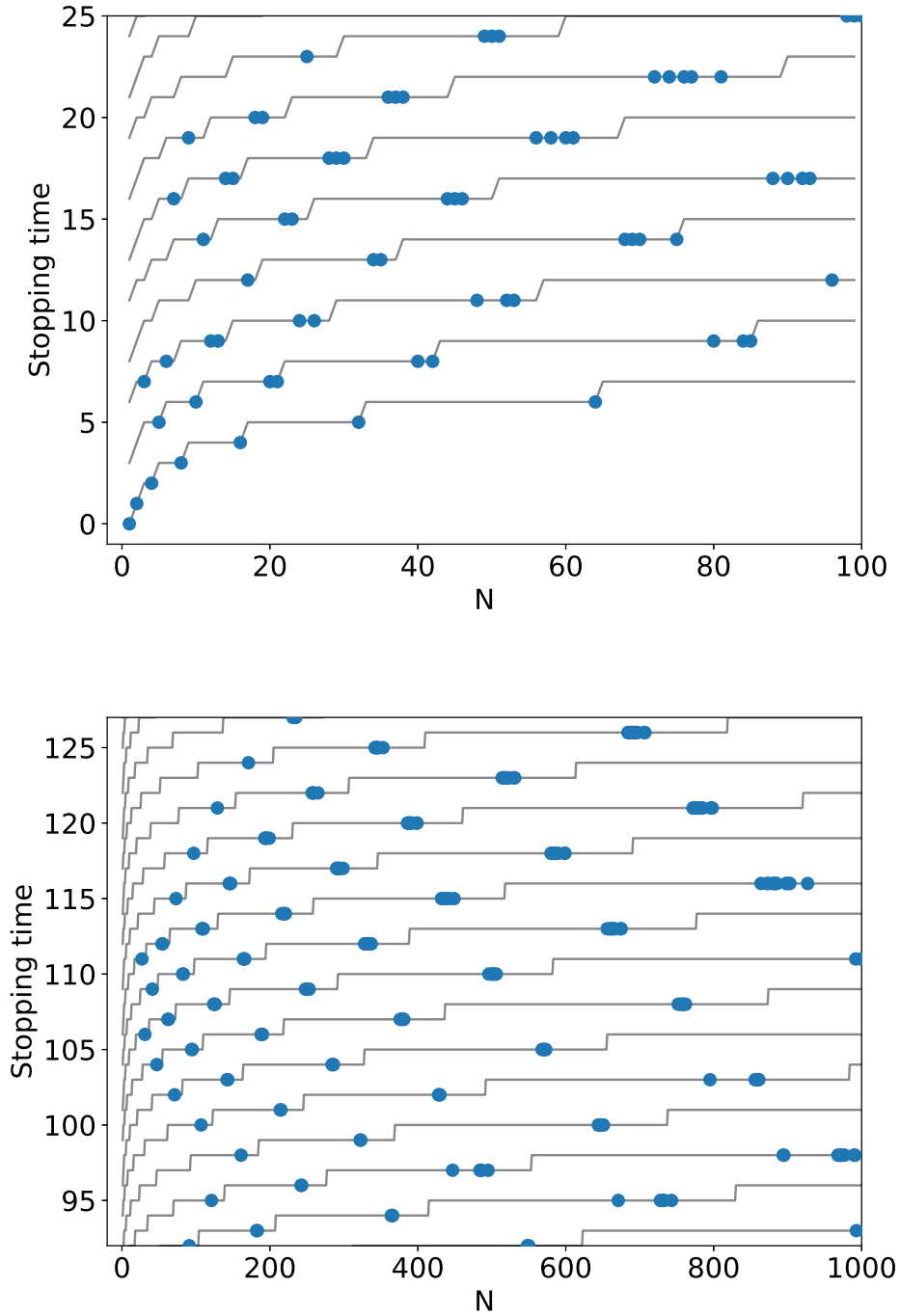


Fig 3: Two zoomed-in rectangles in the area of Fig. 2. The first one shows the points near the origin, and the second one shows the dense region on the upper left of that plot.

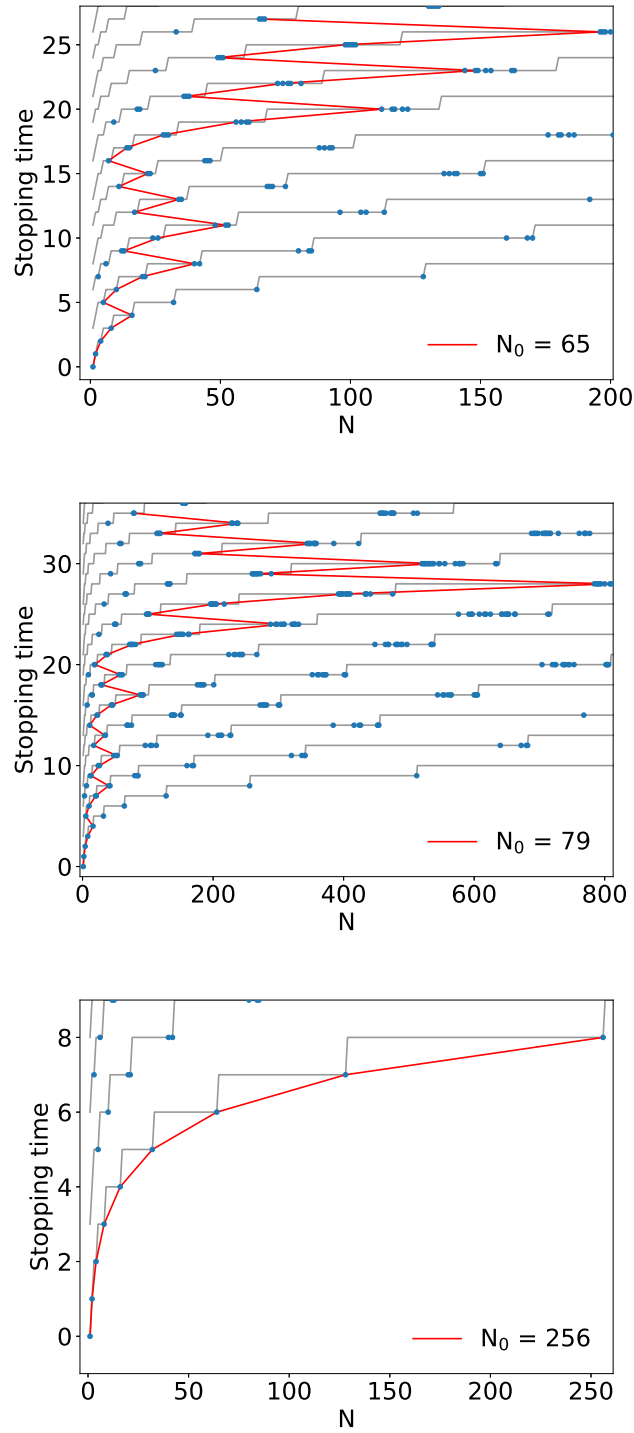


Fig 4: Examples of Collatz sequences in $S(N)$ plots, starting from different initial values. The red lines begin on top and move lower towards $N = 1$ at each iteration. The number either moves to the left along a curve with constant α or to the right to a point in a curve with smaller α .

TABLE 1

The first elements of the sequences of numbers with constant α , for $\alpha < 20$.

$\alpha = 0$:	1, 2, 4, 8, 16, 32, 64, 128, 256, 512, 1024, 2048, 4096, 8192, 16384, 32768, 65536
$\alpha = 1$:	5, 10, 20, 21, 40, 42, 80, 84, 85, 160, 168, 170, 320, 336, 340, 341, 640
$\alpha = 2$:	3, 6, 12, 13, 24, 26, 48, 52, 53, 96, 104, 106, 113, 192, 208, 212, 213
$\alpha = 3$:	17, 34, 35, 68, 69, 70, 75, 136, 138, 140, 141, 150, 151, 272, 276, 277, 280
$\alpha = 4$:	11, 22, 23, 44, 45, 46, 88, 90, 92, 93, 176, 180, 181, 184, 186, 201, 352
$\alpha = 5$:	7, 14, 15, 28, 29, 30, 56, 58, 60, 61, 112, 116, 117, 120, 122, 224, 232
$\alpha = 6$:	9, 18, 19, 36, 37, 38, 72, 74, 76, 77, 81, 144, 148, 149, 152, 154, 162
$\alpha = 7$:	25, 49, 50, 51, 98, 99, 100, 101, 102, 196, 197, 198, 200, 202, 204, 205, 217
$\alpha = 8$:	33, 65, 66, 67, 130, 131, 132, 133, 134, 260, 261, 262, 264, 266, 268, 269, 273
$\alpha = 9$:	43, 86, 87, 89, 172, 173, 174, 177, 178, 179, 344, 346, 348, 349, 354, 355, 356
$\alpha = 10$:	57, 59, 114, 115, 118, 119, 228, 229, 230, 236, 237, 238, 456, 458, 460, 461, 465
$\alpha = 11$:	39, 78, 79, 153, 156, 157, 158, 305, 306, 307, 312, 314, 315, 316, 317, 610, 611
$\alpha = 12$:	105, 203, 209, 210, 211, 406, 407, 409, 418, 419, 420, 421, 422, 431, 455, 812, 813
$\alpha = 13$:	135, 139, 270, 271, 278, 279, 281, 287, 303, 540, 541, 542, 545, 551, 556, 557, 558
$\alpha = 14$:	185, 187, 191, 361, 363, 367, 370, 371, 374, 375, 382, 383, 721, 722, 723, 726, 727
$\alpha = 15$:	123, 127, 246, 247, 249, 254, 255, 481, 489, 492, 493, 494, 498, 499, 508, 509, 510
$\alpha = 16$:	169, 329, 338, 339, 359, 641, 657, 658, 659, 665, 676, 677, 678, 718, 719, 1281, 1282
$\alpha = 17$:	219, 225, 239, 427, 438, 439, 443, 450, 451, 478, 479, 854, 855, 876, 877, 878, 886
$\alpha = 18$:	159, 295, 318, 319, 569, 585, 590, 591, 601, 636, 637, 638, 1138, 1139, 1147, 1151, 1159
$\alpha = 19$:	379, 393, 425, 758, 759, 767, 779, 786, 787, 801, 849, 850, 851, 1516, 1517, 1518, 1529