

SCENE TEXT RECOGNITION WITH TEMPORAL CONVOLUTIONAL ENCODER

Xiangcheng Du^{1,2}, Tianlong Ma², Yingbin Zheng³, Hao Ye³, Xingjiao Wu^{1,2}, Liang He^{1,2}

¹Shanghai Key Laboratory of Multidimensional Information Processing

²East China Normal University, Shanghai, China

³Videt Tech Ltd., Shanghai, China

ABSTRACT

Texts from scene images typically consist of several characters and exhibit a characteristic sequence structure. Existing methods capture the structure with the sequence-to-sequence models by an encoder to have the visual representations and then a decoder to translate the features into the label sequence. In this paper, we study text recognition framework by considering the long-term temporal dependencies in the encoder stage. We demonstrate that the proposed Temporal Convolutional Encoder with increased sequential extents improves the accuracy of text recognition. We also study the impact of different attention modules in convolutional blocks for learning accurate text representations. We conduct comparisons on seven datasets and the experiments demonstrate the effectiveness of our proposed approach.

Index Terms— Scene text recognition, temporal convolutions, sequence model.

1. INTRODUCTION

Scene text recognition is an essential task in computer vision research. The texts contain rich semantic information and are important to understand the scene images. The text recognition task has various applications such as image-based file retrieval, product recognition, search the vast information, and intelligent inspection.

Although text recognition has been studied for a few years and many approaches with promising results are proposed, recognizing text from scene images is still challenging. Recently, the deep learning based approaches treat text recognition as a sequence labeling problem, by designing an encoder to have the visual representations and then a decoder to translate the features into the label sequence. The construction of a good encoder to represent text is of fundamental importance in building a robust text recognition system. Many of previous work rely on a combination of a convolutional neural network (CNN) and a recurrent neural network (RNN) and return the representations for text sequences (*e.g.*, in [1]).

In contrast to previous works that use RNN for sequential modeling, our framework employs the convolutional layers

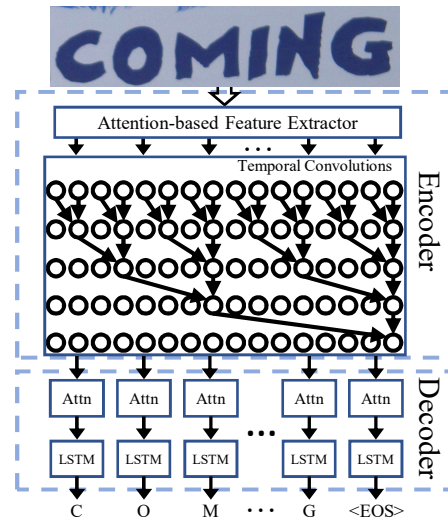


Fig. 1. The network architecture.

to capture the sequential dependencies. In this paper, we propose a new text representation called Temporal Convolutional Encoder (TCE), which is built upon the attention-based feature extractor and temporal convolutions. The utilization of long-term temporal dependencies makes TCE more discriminative than the existing works and the convolutional based design ensures the efficiency with the parallel operations. Since the accuracy of text recognition deeply depends on the abstract textual features, we also improve the CNN-based feature extractor through a novel attention mechanism.

To summarize, the highlights of this paper are:

- A novel Temporal Convolutional Encoder in the text recognition model by operating on the temporal resolution of the text sequences;
- Strategies for the refinement of attention mechanisms with the channel and spatial context to improve the performance of scene text recognition;
- Extensive evaluation on seven scene text datasets with very competitive results of the proposed encoder.

1.1. Related Work

Numerous efforts have been devoted to the design of effective text representations. [2, 3] surveyed the recent advances in scene text recognition approaches. In this section, we mainly discuss literature on deep learning based approaches, which are more related to this work.

Shi *et al.* [1] proposed an end-to-end model that captures sequence feature representation by combining CNN and RNN and then CTC loss [4] was used with the neural network outputs for calculating the conditional probability between the predicted and the target sequences. The CTC loss was also used in [5, 6] with Gated RCNN (GRCNN) and maxout CNN. As sequence-to-sequence model, most recognition models consist of an encoder and a decoder. The attention mechanism is incorporated into the decoder. For example, Lee *et al.* [7] proposed to use an attention-based decoder for text-output prediction, while Cheng *et al.* [8] presented Focusing Attention Network (FAN) to tackle attention drift problem in order to improve the performance of regular text recognition. Besides, some previous work also exploited to handle the irregular scene text images at the beginning of the encoder. Cheng *et al.* [9] developed arbitrary orientation network (AON) to extract features from irregular images, and [10, 11, 12] aimed to correct image with different rectification approaches.

In this paper, the proposed approach is also towards the design of the encoder. However, instead of using a sophisticated rectifier, we adopt a spatial transformation network [13] to correct the image. Our focus is to construct an efficient contextual representation of the text sequences with CNNs. Probably the most related work to ours is [14], where a fully convolutional network (FCN) was trained as the encoder. Our approach is different from [14] in its design since we use a temporal convolutional network after the attention module layers. Moreover, as will be shown in the experiments, the proposed temporal convolutional encoder outperforms the FCN based method in various benchmarks.

2. METHOD

In this section, we will introduce our proposed framework, which consists of three subsections. We start by introducing the design of our framework, followed by the details of the attention module and temporal convolution in our encoder.

2.1. Architecture

We illustrate the overall architecture and networks of our framework in Fig. 1, which are composed of two parts, *i.e.*, the encoder and decoder. The goal of the encoder is to extract rich and discriminative visual features to represent the text regions. Classic encoder like [1] employ a two-stage model: a convolutional neural network to extract the sequential feature representations from input images, and a recurrent model

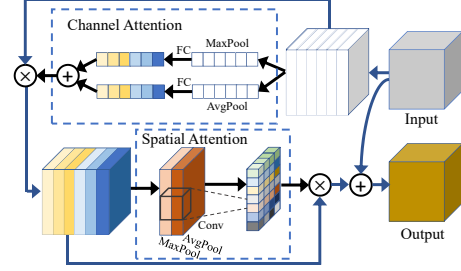


Fig. 2. Pipeline of attention mechanism in feature extractor.

built upon the convolutional layers to capture contextual information. In the first stage, we observe that using attention mechanisms promotes the representation ability and thus uses a feature extractor based on ResNet [15] and attention blocks. To handle the expensive computation and gradient vanishing of the recurrent model, we design the encoder with temporal convolutions to efficiently capture the long-term sequence dependencies. We will describe these components in detail in the next subsections. The decoder aims to estimate and output the text sequences from the extracted features of the text regions. While we use the attention-based prediction [16] in this paper, any decoding model will suffice (*e.g.*, CTC [4]).

2.2. Attention-based Feature Extractor

Our baseline feature extractor employs the backbone of ResNet-18 [15] for its efficiency and representation ability. Inspired by recent progress such as [17, 18], we explore variations of attention modules to enhance the discriminant of convolution layers. Fig. 2 illustrates the configuration of attention for the convolution layers. We will introduce the modules as follows.

Channel attention. Suppose we have the feature map F with size of $W \times H$ and c channels after the convolutional layer. The feature maps are first operated along the spatial dimension for channel attention. The average pooling and max pooling are used to have two one-dimensional vectors, *i.e.*, $F_{\max}^c \in R^{1 \times 1 \times c}$ and $F_{\text{avg}}^c \in R^{1 \times 1 \times c}$. Then the vectors go through the full connection layer (FC) and we can obtain the channel-wise attention,

$$Attn_c = \text{sigmoid} \left(\text{FC} \left(F_{\text{avg}}^c \right) + \text{FC} \left(F_{\max}^c \right) \right) \quad (1)$$

with multiplication with the original feature map, the transformed map is computed by $F_c = Attn_c \otimes F$.

Spatial attention. The channel attention pays more attention to the relationship between channel features, however, it ignores the spatial information of the features. Thus, we adopt spatial attention to make up for this deficiency. The max pooling and average pooling along the channel dimension are employed to have spatial feature maps $F_{\max}^s \in R^{H \times W \times 1}$ and $F_{\text{avg}}^s \in R^{H \times W \times 1}$. A 3×3 convolution operation followed

Table 1. Setting of the temporal convolution layers. The configuration includes kernel size, channel, and dilation rate, respectively. The dropout rate is 0.3 during model training.

Layers	Layer1	Layer2	Layer3	Layer4
Configuration	3/256/1	3/256/2	3/256/4	3/256/8

the concatenating of the spatial feature maps is designed for the spatial attention, *i.e.*,

$$Attn_s = \text{sigmoid}(\text{conv}(\text{concat}(F_{\text{avg}}^s, F_{\text{max}}^s))) \quad (2)$$

Similar with the channel attention, the result of the spatial attention is calculated as $F_s = Attn_s \otimes F_c$. To avoid the gradient vanishing with the attention modules, we also introduce the residual structure and the final transformed feature map is defined as $F' = F \oplus F_s$.

2.3. Temporal Convolutions

Sequence modeling aims to model the dependencies between feature sequences and is a key step to recognize text. As the Temporal Convolutions Network (TCN) helps the improvement on some sequence prediction tasks [19, 20, 21], here we also employ temporal convolutions to establish the relationship between feature sequences. Let $S = \{S_1, S_2, \dots, S_N\}$ be the sequential representations generated by the extractor. To incorporate the causal relationship between the historical information, the causal convolution with one-dimension convolutional kernel K is applied at the t -th element of features,

$$S'_t = \sum_{i=0}^{n-1} K_i \cdot S_{t-i} \quad (3)$$

where n is the size of K . The length of modeling of feature sequences by the ordinary causal convolution is limited by kernel size. Capturing long-term dependencies requires more network layers or larger kernel size. However, directly increasing these values results in high computational cost.

In this paper, we use dilated convolution to increase temporal extents. The definition of dilated operation is as follows,

$$S'_t = \sum_{i=0}^{n-1} K_i \cdot S_{t-d \times i} \quad (4)$$

where d is the expansion parameter of the dilated convolution. The dilated convolution allows for interval sampling of the input, such that the size of the receptive field grows exponentially with the number of layers. Overall, a temporal convolutional network with dilation can obtain a large receptive field with fewer layers. A diagram of our network design is shown in the middle part of Fig. 1.

Although the dilated convolution can reduce the number of layers of the network, it still requires several network layers to obtain a complete receptive field. Meanwhile, when the

Table 2. Statistics of the datasets. Two types are included: regular datasets (reg.) contain text images with horizontal text regions, while irregular datasets (irreg.) also contain distorted regions such as curved or rotated texts. Size indicates the testing image size of each dataset.

Dataset	Type	Size	Dataset	Type	Size
SVT	reg.	647	CUTE80	irreg.	288
ICDAR03	reg.	867	SVTP	irreg.	645
ICDAR13	reg.	1015	ICDAR15	irreg.	1811
IIIT	reg.	3000			

channel feature information is passed between network layers, the vanishing gradient problems tend to occur. To this end, we adopt residual connections to convey feature information between network layers in sequence modeling. The network setting of our sequence model based on temporal convolutions is listed in Table 1.

3. EXPERIMENTS

In this section, we will introduce the experimental setup and evaluate the performance of the proposed network.

3.1. Configuration

Datasets. We evaluate the proposed text recognition network on seven standard datasets: Street View Text (SVT) [24], SVT Perspective (SVTP) [25], IIIT [26], CUTE80 [27], ICDAR03 [28], ICDAR13 [29], and ICDAR15 [30]. The details of the datasets are summarized in Table 2. Following [16], our model is trained with the synthetic images from MJSynth [31] and SynthText [32] and the combination of training images from ICDAR13, ICDAR15, IIIT, and SVT are considered as a validation dataset. Then we can obtain a single network and apply it to the testing set of the benchmarks. Throughout the experiments, we do not employ lexicon and the mean accuracy is used to evaluate the performance.

Baselines. We compare our temporal convolutional encoder with several baselines and state-of-the-art approaches. Among them, the first group contains several well-known recognition networks, including CRNN [1] and GRCNN [5]. We then compare ours with previous attention aware approaches such as FAN [8], FCN [14], and Baek *et al.* [16]. Other state-of-the-art approaches, *e.g.*, ASTER [10], MORAN [11], and ESIR [12], are also included in the comparison.

Implementation details. Our recognition model is implemented using PyTorch [33]. Spatial transformer network [13] is used before the encoder to rectify the scene image. To train the network, we first resize the training images into 100×32 and normalize the pixel values to the range of $(-1, 1)$. The layers of the network are initialized using a Gaussian distri-

Table 3. Comparison with the state-of-the-arts on text recognition benchmarks. Bold text denotes the top result, while underlined text corresponds to the second runner-up.

Model	Year	SVT	ICDAR03	ICDAR13	IIIT	CUTE80	SVTP	ICDAR15
CRNN [1]	2016	82.7	91.9	89.6	81.2	-	-	-
GRCNN [5]	2017	81.5	91.2	-	80.8	-	-	-
FAN [8]	2017	85.9	94.2	93.3	87.4	-	-	70.6
AON [9]	2018	82.8	91.5	-	87.0	76.8	73	-
EP [22]	2018	87.5	94.6	94.4	88.3	-	-	73.9
ASTER [10]	2018	93.4	94.5	91.8	93.4	79.5	78.5	76.1
FCN [14]	2019	82.7	89.2	88.0	81.8	-	-	62.3
MORAN [11]	2019	88.3	<u>95.0</u>	92.4	91.2	77.4	76.1	68.8
Baek <i>et al.</i> [16]	2019	87.5	94.4	92.3	87.9	74.0	<u>79.2</u>	<u>77.6</u>
SAR [23]	2019	84.5	-	91.0	91.5	83.3	76.4	<u>69.2</u>
ESIR [12]	2019	<u>90.2</u>	-	91.3	<u>93.3</u>	83.3	79.6	76.9
TCE [ours]		89.0	95.4	<u>93.8</u>	88.6	72.9	81.9	79.9




Fig. 3. Experiment results (a) and training losses at different iterations on the synthetic dataset (b) with encoder using LSTM (blue curve) and temporal convolutions (TC, red curve).

bution and the AdaDelta optimizer is used with the decay rate of 0.95. The training process reaches convergence after 250k iterations.

3.2. Results and Discussion

Comparison with the state-of-the-arts. Table 3 summarizes the recognition accuracies of all the benchmarks. We can see that temporal convolutional encoder outperforms all the previous methods in ICDAR03, SVTP, and ICDAR15, and is comparable with the state-of-the-arts for the rest datasets. It worth mentioning that our proposed framework can achieve better performance comparing with the FCN-based method [14] in the benchmarks. We notice that the rectification approaches [10, 12] also achieve good performance in all the benchmarks. As these methods and ours focus on different stages of a text recognition system, we believe that TCE is complementary to the rectification approaches and we would like to examine it in the future.

Ablation study. Here we evaluate the parameters for constructing the encoder and report results on the ICDAR datasets. We first compare the sequence modeling approaches. In Fig. 3(a), it clearly shows that using temporal

Table 4. The accuracy of using different attention module. Baseline setting is with a ResNet-18 in the feature extraction stage. CA and SA are the channel attention and spatial attention, respectively.

Setting	ICDAR03	ICDAR13	ICDAR15
Baseline	94.1	91.7	76.4
CA	<u>95.3</u>	<u>92.9</u>	78.0
SA	<u>95.0</u>	<u>92.8</u>	<u>79.2</u>
CA+SA	95.4	93.8	79.9

convolutions can improve text recognition performance over the Bidirectional LSTM which is popular in the encoder part of previous work (*e.g.*, in [10, 16]). We also observe that the proposed approach converges faster than the LSTM-based encoder network (see Fig. 3(b)).

We also explore the influence of different choices of attention module in the encoder. As mentioned earlier, the channel attention or spatial attention may be added by directly putting them after a convolutional layer. In Table 4, we report the detailed results and find that adding attention boosts the accuracy. Moreover, using both channel and spatial attention modalities leads to performance gains for all of ICDAR datasets.

4. CONCLUSIONS

In this paper, we introduced a framework based on the Temporal Convolutional Encoder for scene text recognition. Text sequences were modeled with dilated convolutions to increase the temporal receptive field, resulting in a more efficient model. Channel and spatial attention mechanisms were also explored to refine the feature extractor. Experimental comparisons with the state-of-the-art approaches on seven standard datasets showed the effectiveness and efficiency of our proposed encoder for the text recognition task.

5. REFERENCES

- [1] B. Shi, X. Bai, and C. Yao, "An end-to-end trainable neural network for image-based sequence recognition and its application to scene text recognition," *IEEE Transaction on Pattern Analysis and Machine Intelligence*, vol. 39, no. 11, pp. 2298–2304, 2016.
- [2] Q. Ye and D. Doermann, "Text detection and recognition in imagery: A survey," *IEEE Transaction on Pattern Analysis and Machine Intelligence*, vol. 37, no. 7, pp. 1480–1500, 2015.
- [3] S. Long, X. He, and C. Yao, "Scene text detection and recognition: The deep learning era," *arXiv:1811.04256*, 2018.
- [4] A. Graves, S. Fernández, F. Gomez, and J. Schmidhuber, "Connectionist temporal classification: labelling unsegmented sequence data with recurrent neural networks," in *ICML*, 2006, pp. 369–376.
- [5] J. Wang and X. Hu, "Gated recurrent convolution neural network for ocr," in *NeurIPS*, 2017, pp. 335–344.
- [6] P. He, W. Huang, Y. Qiao, C. C. Loy, and X. Tang, "Reading scene text in deep convolutional sequences," in *AAAI*, 2016.
- [7] C.-Y. Lee and S. Osindero, "Recursive recurrent nets with attention modeling for ocr in the wild," in *CVPR*, 2016, pp. 2231–2239.
- [8] Z. Cheng, F. Bai, Y. Xu, G. Zheng, S. Pu, and S. Zhou, "Focusing attention: Towards accurate text recognition in natural images," in *ICCV*, 2017, pp. 5076–5084.
- [9] Z. Cheng, Y. Xu, F. Bai, Y. Niu, S. Pu, and S. Zhou, "Aon: Towards arbitrarily-oriented text recognition," in *CVPR*, 2018, pp. 5571–5579.
- [10] B. Shi, M. Yang, X. Wang, P. Lyu, C. Yao, and X. Bai, "Aster: An attentional scene text recognizer with flexible rectification," *IEEE Transaction on Pattern Analysis and Machine Intelligence*, 2018.
- [11] C. Luo, L. Jin, and Z. Sun, "Moran: A multi-object rectified attention network for scene text recognition," *Pattern Recognition*, vol. 90, pp. 109 – 118, 2019.
- [12] F. Zhan and S. Lu, "Esir: End-to-end scene text recognition via iterative image rectification," in *CVPR*, 2019.
- [13] M. Jaderberg, K. Simonyan, A. Zisserman, and k. kavukcuoglu, "Spatial transformer networks," in *NeurIPS*, 2015, pp. 2017–2025.
- [14] Y. Gao, Y. Chen, J. Wang, M. Tang, and H. Lu, "Reading scene text with fully convolutional sequence modeling," *Neurocomputing*, vol. 339, pp. 161 – 170, 2019.
- [15] K. He, X. Zhang, S. Ren, and J. Sun, "Deep residual learning for image recognition," in *CVPR*, 2016, pp. 770–778.
- [16] J. Baek, G. Kim, J. Lee, S. Park, D. Han, S. Yun, S. J. Oh, and H. Lee, "What is wrong with scene text recognition model comparisons? dataset and model analysis," in *ICCV*, 2019.
- [17] J. Hu, L. Shen, and G. Sun, "Squeeze-and-excitation networks," in *CVPR*, 2018, pp. 7132–7141.
- [18] S. Woo, J. Park, J.-Y. Lee, and I. So Kweon, "Cbam: Convolutional block attention module," in *ECCV*, 2018, pp. 3–19.
- [19] C. Lea, R. Vidal, A. Reiter, and G. D. Hager, "Temporal convolutional networks: A unified approach to action segmentation," in *ECCV Workshops*, 2016, pp. 47–54.
- [20] S. Bai, J. Z. Kolter, and V. Koltun, "An empirical evaluation of generic convolutional and recurrent networks for sequence modeling," *arXiv:1803.01271*, 2018.
- [21] X. Wu, B. Xu, Y. Zheng, H. Ye, J. Yang, and L. He, "Fast video crowd counting with a temporal aware network," *arXiv:1907.02198*, 2019.
- [22] F. Bai, Z. Cheng, Y. Niu, S. Pu, and S. Zhou, "Edit probability for scene text recognition," in *CVPR*, 2018.
- [23] H. Li, P. Wang, C. Shen, and G. Zhang, "Show, attend and read: A simple and strong baseline for irregular text recognition," in *AAAI*, 2019.
- [24] K. Wang, B. Babenko, and S. Belongie, "End-to-end scene text recognition," in *ICCV*, 2011, pp. 1457–1464.
- [25] T. Quy Phan, P. Shivakumara, S. Tian, and C. Lim Tan, "Recognizing text with perspective distortion in natural scenes," in *ICCV*, 2013, pp. 569–576.
- [26] A. Mishra, K. Alahari, and C. V. Jawahar, "Scene text recognition using higher order language priors," in *BMVC*, 2012.
- [27] A. Risnumawan, P. Shivakumara, C. S. Chan, and C. L. Tan, "A robust arbitrary text detection system for natural scene images," *Expert Systems with Applications*, vol. 41, no. 18, pp. 8027–8048, 2014.
- [28] S. M. Lucas, A. Panaretos, L. Sosa, A. Tang, S. Wong, and R. Young, "Icdar 2003 robust reading competitions," in *ICDAR*, 2003, pp. 682–687.
- [29] D. Karatzas, F. Shafait, S. Uchida, M. Iwamura, L. G. i Bigorda, S. R. Mestre, J. Mas, D. F. Mota, J. A. Almazan, and L. P. De Las Heras, "Icdar 2013 robust reading competition," in *ICDAR*, 2013, pp. 1484–1493.
- [30] D. Karatzas, L. Gomez-Bigorda, A. Nicolaou, S. Ghosh, A. Bagdanov, M. Iwamura, J. Matas, L. Neumann, V. R. Chandrasekhar, S. Lu, F. Shafait, S. Uchida, and E. Valveny, "Icdar 2015 competition on robust reading," in *ICDAR*, 2015, pp. 1156–1160.
- [31] M. Jaderberg, K. Simonyan, A. Vedaldi, and A. Zisserman, "Reading text in the wild with convolutional neural networks," *International Journal of Computer Vision*, vol. 116, no. 1, pp. 1–20, 2016.
- [32] A. Gupta, A. Vedaldi, and A. Zisserman, "Synthetic data for text localisation in natural images," in *CVPR*, 2016, pp. 2315–2324.
- [33] A. Paszke, S. Gross, F. Massa, A. Lerer, J. Bradbury, G. Chanan, T. Killeen, Z. Lin, N. Gimelshein, L. Antiga, A. Desmaison, A. Kopf, E. Yang, Z. DeVito, M. Raison, A. Tejani, S. Chilamkurthy, B. Steiner, L. Fang, J. Bai, and S. Chintala, "Pytorch: An imperative style, high-performance deep learning library," in *NIPS*, 2019, pp. 8024–8035.