

---

# Global Adaptive Generative Adjustment

---

Bin Wang<sup>\*1,2</sup> Xiaofei Wang<sup>\*1</sup> Jianhua Guo<sup>1</sup>

## Abstract

Many traditional signal recovery approaches can behave well basing on the penalized likelihood. However, they have to meet with the difficulty in the selection of hyperparameters or tuning parameters in the penalties. In this article, we propose a global adaptive generative adjustment (GAGA) algorithm for signal recovery, in which multiple hyperparameters are automatically learned and alternatively updated with the signal. We further prove that the output of our algorithm directly guarantees the consistency of model selection and the asymptotic normality of signal estimate. Moreover, we also propose a variant GAGA algorithm for improving the computational efficiency in the high-dimensional data analysis. Finally, in the simulated experiment, we consider the consistency of the outputs of our algorithms, and compare our algorithms to other penalized likelihood methods: the Adaptive LASSO, the SCAD and the MCP. The simulation results support the efficiency of our algorithms for signal recovery, and demonstrate that our algorithms outperform the other algorithms.

## 1. Introduction

In the past two decades, signal recovery methods developed rapidly in the machine learning and statistics community. Much of the recent work push the boundaries of our theoretical knowledge on the high-dimensional data analysis, and offers a wide range of applications in the computer, biology and medicine fields. Specially, several important approaches (Tibshirani, 1996; Chen et al., 1998; Fan & Li, 2001; Cands & Tao, 2005; Zhao & Yu, 2006) have been developed for the rapid development in signal recovery; see Hastie et al., 2009 for an overview.

<sup>\*</sup>Equal contribution <sup>1</sup>School of Mathematics and Statistics, Northeast Normal University, Changchun, China <sup>2</sup>Changchun Institute of Optics, Fine Mechanics and Physics, Chinese Academy of Sciences, Changchun, Jilin Province, China. Correspondence to: Xiaofei Wang <wangxf341@nenu.edu.cn>, Jianhua Guo <jhguo@nenu.edu.cn>.

Though demonstrated effective in theoretical analysis, the performance of the signal recovery relies on an appropriate choice of the tuning parameters in the penalized likelihood. The single tuning parameter selection has been studied in a series of works using the BIC-type scoring criterions (Wang et al. (2007; 2009); Fan & Tang (2013); Hui et al. (2015)). To conquer the oracle limitation of the LASSO (Tibshirani (1996)), Zou (2006) proposed an adaptive version by introducing multiple hyperparameters for customizing a personalized shrinkage for each component in signal. In the practical computation, the adaptive LASSO considers the selection for a pair of hyperparameters by the cross-validation (CV). Other penalized likelihood methods: the SCAD (Fan & Li (2001)) and the MCP (Zhang (2010)) also need to choose two hyperparameters over the two-dimensional grids using some scoring criteria.

To our best knowledge, there is no existing work accommodating the selection directly for the multiple tuning parameters. The traditional scoring search is not efficient any more since it incurs huge time-cost for the passive traversal in multi-dimensional threshold space. Moreover, most theoretical properties on those penalized methods are based on the optimal solution of the objective function rather than the output of their algorithms. The gap between the optimal solution and the output could make the performance of their algorithms deviating from those expected theoretical properties.

Our present work contributes three novel points in the signal recovery: Firstly, our proposed algorithm can alternatively update the signal and multiple hyperparameters in an active way. It provides an automatic learning of hyperparameters for signal recovery. Secondly, we prove that the output of the algorithm enjoys both the consistency for model selection and the asymptotic normality of signal estimate. Thirdly, our proposed algorithm works in a concise form and performs well on both the error and the accuracy of the signal estimate in the computational aspect.

In our work, multiple tuning parameters are introduced for personalising the penalty on each component in the signal. Tuning parameters and the signal are alternatively updated by a data-driven method, which we call as global adaptive generative adjustment (GAGA). The GAGA updates multiple hyperparameters in a purposeful way. So it avoids the

time-consuming scoring searching in the traditional hyperparameter selection. By studying in detailed the iteration process of algorithm, we prove that the output of the GAGA algorithm directly possesses the consistency of both the model selection and the signal estimate. Thus the output of the algorithm usually has a performance with a low error and a high accuracy when the sample size is large enough. Furthermore, we propose another QR-decomposition version of the GAGA algorithm. This QR-version can improve the computational efficiency of the original one for the high-dimensional data analysis. We illustrate the performance of our algorithms by several simulated experiments. Our algorithms outperform other penalized likelihood methods on the error and the accuracy of the signal estimate. The time costs are also much lower of our algorithms than the others with the 10-fold Cross-Validation selection.

The rest of our paper is organized as follows. In Section 2, we describe two versions of the Global Adaptive Generative Adjustment algorithm. and present the theoretical guarantee of our algorithm. In Section 3, we show the simulation results of our algorithms and other popular penalized likelihood algorithms. Finally, we give the conclusion on our algorithms in Section 4. All the proof details are put into the Supplementary Material.

## 2. Global Adaptive Generative Adjustment

In this section, we describe the Global Adaptive Generative Adjustment (GAGA) algorithm, and present the theoretical guarantees of the algorithm on a linear model with an orthogonal design matrix. Furthermore, we propose a QR-decomposition version of the GAGA algorithm for improving its computational efficiency in the high-dimensional data analysis.

### 2.1. A Start From A Simple Linear Model

We start from a linear model  $\mathbf{y} = \mathbf{X}\boldsymbol{\beta}^* + \boldsymbol{\varepsilon}$ , where the true signal  $\boldsymbol{\beta}^* = (\beta_1^*, \dots, \beta_p^*)^T$ , the noise  $\boldsymbol{\varepsilon} \sim N(\mathbf{0}, \tau^2 \mathbf{I})$  and  $\mathbf{I}$  is an identity matrix. The recovery of the true signal  $\boldsymbol{\beta}^*$  can be considered under a shrinkage framework with multiple tuning parameters. Specifically, we take into account the ridge regression form

$$\frac{1}{2} \|\mathbf{y} - \mathbf{X}\boldsymbol{\beta}\|^2 + \frac{1}{2} \sum_{j=1}^p b_j \beta_j^2$$

with tuning parameters  $b_j$ ,  $j = 1, \dots, p$ . The tuning parameter  $b_j$  customizes the amount of the penalty on the coefficient  $\beta_j$ . It can provide a personalized shrinkage on the coefficient. For getting a concise update form, we first assume that the variance  $\tau^2 = 1$ . So  $\boldsymbol{\varepsilon} \sim N(\mathbf{0}, \mathbf{I})$ . We introduce a global adaptive generative adjustment (GAGA) algorithm 1 to recover a true signal  $\boldsymbol{\beta}^*$ . In case that the vari-

---

### Algorithm 1 Global Adaptive Generative Adjustment (GAGA)

---

**Input:** the response vector  $\mathbf{y}$ , the design matrix  $\mathbf{X}$ , the iteration number  $K$ , the constant  $\alpha$ .

**Output:** the signal estimate  $\hat{\boldsymbol{\beta}}^*$ .

**Main Procedure:**

- 1: a  $p$ -dimensional vector  $\mathbf{b}^0 = (b_1^0, \dots, b_p^0)^T = \mathbf{0}$ , and a  $p \times p$  matrix  $\mathbf{B}^0 = \text{diag}(\mathbf{b}^0)$ .
  - 2: **for**  $k = 0, 1, \dots, K - 1$  **do**
  - 3:  $\hat{\boldsymbol{\beta}}^k = (\mathbf{X}^T \mathbf{X} + \mathbf{B}^k)^{-1} \mathbf{X}^T \mathbf{y}$ .
  - 4:  $b_j^{k+1} = \frac{\alpha}{(\hat{\beta}_j^k)^2 + ((\mathbf{X}^T \mathbf{X} + \mathbf{B}^k)^{-1})_{jj}}$  where  $j = 1, \dots, p$ .
  - 5: **end for**
  - 6:  $\mathbf{b}^* = \mathbf{b}^K / \alpha$
  - 7:  $\mathbf{B}^* = \text{diag}(\mathbf{b}^*)$
  - 8:  $\hat{\boldsymbol{\beta}}^* = (\mathbf{X}^T \mathbf{X} + \mathbf{B}^*)^{-1} \mathbf{X}^T \mathbf{y}$ .
  - 9: **for**  $j = 1, 2, \dots, p$  **do**
  - 10: **if**  $(\hat{\beta}_j^*)^2 < ((\mathbf{X}^T \mathbf{X})^{-1})_{jj} - ((\mathbf{X}^T \mathbf{X} + \mathbf{B}^*)^{-1})_{jj}$  **then**
  - 11:  $\hat{\beta}_j^* \leftarrow 0$ .
  - 12: **end if**
  - 13: **end for**
- 

ance is unknown, it can be estimated by using the residual of the estimated signal. We will give the whole algorithm version with the estimated noise in the last part of this subsection.

In the algorithm, tuning parameters and the signal are alternatively updated by a data-driven method. So it avoids the time-consuming scoring searching in the traditional hyperparameter selection. The inputs of this algorithm are the response vector  $\mathbf{y}$ , the design matrix  $\mathbf{X}$ , the iteration number  $K$  and a constant  $\alpha$ . The constant  $\alpha$  can control the sparsity of the signal estimate. We set  $\alpha = 2$  in the whole simulation experiment part. The output of this algorithm is the signal estimate  $\hat{\boldsymbol{\beta}} = \text{GAGA}(\mathbf{y}, \mathbf{X}, K, \alpha)$ .

As shown in Algorithm 1, the estimate on the signal  $\boldsymbol{\beta}$  is updated by a ridge regression form in Line 3. This regression relies on a diagonal matrix  $\mathbf{B}$ . Its diagonal elements are those personalized tuning parameters, which are updated in Line 4. The tuning parameter vector  $\mathbf{b}$  obtains a global adaptive update form in Line 4 depending on the data  $\mathbf{X}$  and  $\mathbf{y}$ . Furthermore, the vector  $\mathbf{b}$  can provide a generative adjustment for the signal estimate in the next iteration shown in Line 3. After  $K$  iterations, we judge a hard truncation condition in Line 10. The condition determines that the estimated coefficient  $\hat{\beta}_j$  is shrunk to zero or not.

In the following part of this subsection, we show the theoretical guarantees on the output of the GAGA algorithm. Those guarantees illustrate that the GAGA algorithm can provide an efficient estimate on the signal under some con-

ditions. The empirical performance of the GAGA will be shown in Section 3.

Assume that the design matrix  $\mathbf{X} = (\mathbf{a}_1, \dots, \mathbf{a}_p)$  is column orthogonal. That is  $\mathbf{X}^T \mathbf{X} = \text{diag}((\sigma_1, \dots, \sigma_p))$ , and  $\sigma_i = n\sigma_i^*$  for  $i = 1, \dots, p$  where  $n$  is the sample size. Unlike the conventional discussion on the optimum of the penalized likelihood, we prove that the output of our GAGA algorithm directly satisfies the consistency of model selection and the asymptotic normality of signal estimate.

Theorem 2.1 illustrates the effectiveness of the hard truncation in Line 10 of the GAGA algorithm. If the true coefficient is zero, the hard truncation happens with a high probability when the sample size is large enough. It means that the zero-coefficient position can be correctly detected with a high probability.

**Theorem 2.1** *Assume that the true coefficient  $\beta_j^* = 0$  and the rate  $\alpha \asymp \sqrt{\log n}$ . For any  $\delta > 0$ , when the sample size  $n$  is large enough, there exists a positive integer  $k(n, \delta)$  such that*

$$P(\hat{\beta}_j^* = 0) > 1 - \delta$$

for the iteration number  $K > k(n, \delta)$ .

We will see in the Supplementary Material that the probability of the event  $\{b_j^k$  has a limit  $b_j^\infty$  as the iteration number  $k \rightarrow \infty\}$  is one. For a fixed input  $K$ , the GAGA algorithm executes  $K$  iterations in the loop. When the loop is over, we give the asymptotic normality of the estimate  $\hat{\beta}_j^*$  for non-zero coefficient  $\beta_j^*$  in case that  $|b_j^K - b_j^\infty| = O_p(n^s)$  for some  $s < 1/2$ .

**Theorem 2.2** *Assume that the true coefficient  $\beta_j^* \neq 0$  and the rate  $\alpha \asymp \sqrt{\log n}$ . If the difference  $|b_j^K - b_j^\infty| = O_p(n^s)$  for some  $s < 1/2$ , we have that*

$$\sqrt{n}(\hat{\beta}_j^* - \beta_j^*) \xrightarrow{L} N(0, 1/\sigma_j^*).$$

The following theorem illustrates that the hard truncation does not work on the position of the non-zero coefficient with a high probability.

**Theorem 2.3** *Assume that the true coefficient  $\beta_j^* \neq 0$  and the rate  $\alpha \asymp \sqrt{\log n}$ . If the difference  $|b_j^K - b_j^\infty| = O_p(n^s)$  for some  $s < 1/2$ , we have that*

$$P(\hat{\beta}_j^* \neq 0) \xrightarrow{n \rightarrow \infty} 1.$$

All the technical details can be found in the Supplementary Material. In the following subsection, we will propose a QR-decomposition version of the GAGA algorithm for the high-dimensional data analysis. Moreover, we will find that this new version is compatible with our developed theory under the orthogonal design assumption.

In case that the variance is unknown, we actually can estimate the variance in each iteration by the residual of the estimated signal:

$$(\tau^2)^{k+1} = (\mathbf{X}\hat{\beta}^k - y)^T (\mathbf{X}\hat{\beta}^k - y) / N \quad (1)$$

or

$$(\tau^2)^{k+1} = \frac{1}{N} \left( \mathbf{y}^T \mathbf{y} - 2\hat{\beta}^{kT} \mathbf{X}^T \mathbf{y} + \text{tr}((\hat{\beta}^{kT} \hat{\beta}^k + (\tau^2)^k \mathbf{D}^k) \mathbf{X}^T \mathbf{X}) \right). \quad (2)$$

Correspondingly, the hard truncation condition turns into the inequality:

$$(\hat{\beta}_j^*)^2 < \tau^2 ((\mathbf{X}^T \mathbf{X})^{-1})_{jj} - \tau^2 ((\mathbf{X}^T \mathbf{X} + \mathbf{B}^*)^{-1})_{jj} \quad (3)$$

---

**Algorithm 2** Global Adaptive Generative Adjustment (GAGA) with Estimated Variance

---

**Input:** the response vector  $\mathbf{y}$ , the design matrix  $\mathbf{X}$ , the iteration number  $K$ , the constant  $\alpha$ .

**Output:** the signal estimate  $\hat{\beta}^*$ .

**Main Procedure:**

- 1:  $\mathbf{b}^0 = (b_1^0, \dots, b_p^0)^T = \mathbf{0}$ , and a  $p \times p$  matrix  $\mathbf{B}^0 = \text{diag}(\mathbf{b}^0)$ .
  - 2:  $(\tau^2)^0 = 1$ .
  - 3: **for**  $k = 0, 1, \dots, K - 1$  **do**
  - 4:    $\mathbf{B}^k = \text{diag}(\mathbf{b}^k)$ .
  - 5:    $\hat{\beta}^k = (\mathbf{X}^T \mathbf{X} + \mathbf{B}^k)^{-1} \mathbf{X}^T \mathbf{y}$ .
  - 6:    $\mathbf{D}^k = (\mathbf{X}^T \mathbf{X} + \mathbf{B}^k)^{-1}$ .
  - 7:    $b_j^{k+1} = \frac{\alpha}{(\hat{\beta}_j^k)^2 / (\tau^2)^k + (\mathbf{D}^k)_{jj}}$  where  $j = 1, \dots, p$ .
  - 8:   Update  $(\tau^2)^{k+1}$  by the equation (2).
  - 9: **end for**
  - 10:  $\mathbf{b}^* = \mathbf{b}^K / \alpha$
  - 11:  $\mathbf{B}^* = \text{diag}(\mathbf{b}^*)$
  - 12:  $\hat{\beta}^* = (\mathbf{X}^T \mathbf{X} + \mathbf{B}^*)^{-1} \mathbf{X}^T \mathbf{y}$ .
  - 13: **for**  $j = 1, 2, \dots, p$  **do**
  - 14:   **if** the inequality (3) holds, **then**
  - 15:      $\hat{\beta}_j^* \leftarrow 0$ .
  - 16:   **end if**
  - 17: **end for**
- 

## 2.2. Another Version of the GAGA Algorithm

Since the GAGA computes the matrix inversion in each iteration, the efficiency of the algorithm may be limited for the high-dimensional data. So we further propose a variant version GAGA\_QR for dealing with this problem. This version first roughly estimates the signal vector by the least-square solution  $\gamma = (\mathbf{X}^T \mathbf{X})^{-1} \mathbf{X}^T \mathbf{y}$ . And then sort the coefficients of  $\gamma$  in a decreasing absolute value ordering. When the sample size is large enough, the sorted estimate  $\gamma$

could be an appropriate approximation of the true signal  $\beta^*$ , whose zero coefficients are arranged in the tail part. Permute the columns of the design matrix  $\mathbf{X}$  by  $\mathbf{X}_{\text{new}} = \mathbf{X}\mathbf{P}$ , where  $\mathbf{P}$  is a permutation matrix according to the rearrangement of those coefficients in  $\gamma$ . Do the QR-decomposition on the permuted design matrix  $\mathbf{X}_{\text{new}} = \mathbf{Q}\mathbf{R}$ , where  $\mathbf{Q}$  is a column orthogonal matrix and  $\mathbf{R}$  is an upper triangular matrix. Under the QR-decomposition, the original linear model can be viewed as  $\mathbf{y} = \mathbf{Q}\boldsymbol{\theta} + \boldsymbol{\epsilon}$ , where  $\boldsymbol{\theta} = \mathbf{R}\beta^*$ . Furthermore, we use the GAGA algorithm for the response vector  $\mathbf{y}$  and the new design matrix  $\mathbf{Q}$ . The final signal estimate is obtained by  $\mathbf{P} * \mathbf{R}^{-1} * \text{GAGA}(\mathbf{y}, \mathbf{Q}, K, \alpha)$ , where  $K$  is the iteration number and  $\alpha$  is a constant.

---

**Algorithm 3** Global Adaptive Generative Adjustment Using QR-Decomposition (GAGA\_QR)

---

**Input:** the response vector  $\mathbf{y}$ , the design matrix  $\mathbf{X}$ , the iteration number  $K$ , the constant  $\alpha$

**Output:** the signal estimate  $\hat{\beta}^*$

**Main Procedure:**

- 1: Compute the least-square estimate  
 $\gamma = (\mathbf{X}^T \mathbf{X})^{-1} \mathbf{X}^T \mathbf{y}$ .
  - 2: Sort elements of  $\gamma$  in a decreasing absolute value order.
  - 3: Rearrange the columns of  $\mathbf{X}$  by  $\mathbf{X}_{\text{new}} = \mathbf{X}\mathbf{P}$ , where  $\mathbf{P}$  is a permutation matrix according to the decreasing absolute value order of  $\gamma$ .
  - 4: Use the QR-decomposition for  $\mathbf{X}_{\text{new}}$ . Let  $\mathbf{X}_{\text{new}} = \mathbf{Q}\mathbf{R}$  where  $\mathbf{Q}$  is a column orthogonal matrix and  $\mathbf{R}$  is an upper triangular matrix.
  - 5: Compute  $\boldsymbol{\theta} = \text{GAGA}(\mathbf{y}, \mathbf{Q}, K, \alpha)$  by using the GAGA algorithm
  - 6: The estimate signal  $\hat{\beta}^* = \mathbf{P}\mathbf{R}^{-1}\boldsymbol{\theta}$ .
- 

Since the matrix  $\mathbf{R}$  is an upper triangular matrix, so does the matrix  $\mathbf{R}^{-1}$ . If the estimate  $\gamma$  captures the correct rearrangement matrix  $\mathbf{P}$  such that the true signal  $\beta^*$  with zero coefficients in its tail, the linear transform  $\boldsymbol{\theta} = \mathbf{R}\beta^*$  maintains the sparse tail part as  $\beta^*$  since  $\mathbf{R}$  is an upper triangular matrix. Moreover, the inverse linear transform  $\mathbf{R}^{-1}\boldsymbol{\theta}$  also keeps the sparse structure in the tail part as  $\boldsymbol{\theta}$ . So the GAGA\_QR is efficient once the GAGA successfully finds those zero coefficients in the signal.

Note that in the GAGA\_QR algorithm, the inversion of matrix  $\mathbf{X}^T \mathbf{X}$  is only computed once in Line 1. Since the column orthogonality of  $\mathbf{Q}$ , the inversion computation is easy in the GAGA algorithm with the inputs  $\mathbf{y}$ ,  $\mathbf{Q}$ ,  $K$  and  $\alpha$ . Though another matrix inversion is asked in Line 6 of the GAGA\_QR, the computation is also easy since the matrix  $\mathbf{R}$  is an upper triangular matrix. The computation on  $(\mathbf{X}^T \mathbf{X})^{-1}$  is only done once in the GAGA\_QR algorithm, while the GAGA algorithm has to compute the inversion matrix  $(\mathbf{X}^T \mathbf{X} + \mathbf{B}^k)^{-1}$  in each iteration. So the GAGA\_QR

algorithm takes less time costs than the GAGA algorithm, especially when we cope with a high-dimensional design matrix  $\mathbf{X}$  with a large number of columns. The experiment on the comparison between the GAGA and the GAGA\_QR will be shown in the next section.

### 3. Simulation

In this section, we do experiments to show the performances of our algorithms on the simulated data. We first compare our algorithms to the SCAD ((Fan & Li, 2001)), the adaptive LASSO ((Zou, 2006)) and the MCP ((Zhang, 2010)) on two models, whose sparse structures are from (Tibshirani, 1996). We further design another model for testing them on high-dimensional data. And then, we demonstrate their performances on the asymptotic property of those estimates as the sample size increases. Finally, we show the time costs of our algorithms on the high-dimensional data analysis.

Their performances are evaluated by the error (ERR) and the accuracy (ACC). The ERR is computed with  $\|\hat{\beta} - \beta^*\|$  on the value difference between the estimated and true one. The ACC is defined by the ratio  $\frac{\text{True positives} + \text{True negatives}}{\text{Positives} + \text{Negatives}}$  of correctly finding the positions of zeros and non-zeros in the true signal  $\beta^*$ .

The adaptive LASSO, the SCAD and the MCP are executed in the R with the `ncvreg` library (Breheny & Huang, 2011). All the experiments in R adopt the OpenBlas for performing basic vector and matrix operations. For these penalized likelihood algorithms, extra tuning parameters are needed to estimate the parameter and regularize the model selection. We consider to set 100 values for the tuning parameter in the adaptive LASSO, the MCP and the SCAD respectively, and use the 10-fold Cross-Validation to select the appropriate tuning parameters for them. We further demonstrate their performance by averaging the ERR and the ACC on each value point of the tuning parameter. In the simulation, the iteration number  $K$  is set to 50 and the constant  $\alpha = 2$  for the GAGA and the GAGA\_QR.

For the Model 1, 100 data sets are simulated and each consists of 100 observations from the linear model  $y = \mathbf{x}^T \beta^* + \epsilon$ . The noise  $\epsilon$  is a standard normal random variable. The correlation between  $x_i$  and  $x_j$  is  $\rho^{|i-j|}$  with  $\rho = 0.5$ . The true signal is set to  $\beta^* = (\beta_1^*, \beta_2^*, 0, 0, \beta_3^*, 0, 0, 0)^T$ . The non-zero coefficients  $\beta_1^*, \beta_2^*, \beta_3^*$  are randomly generated from  $U(0, 1)$ . The comparisons between ours and those algorithms are shown in Figure 1. For both the ERR and the ACC, the GAGA algorithm outperforms the adaptive LASSO, the SCAD and the MCP with the 10-fold CV selection. Furthermore, we plot Figure 2 to comprehensively demonstrate the performance of algorithms on the ERR and the ACC. Each point in Figure 2 represents

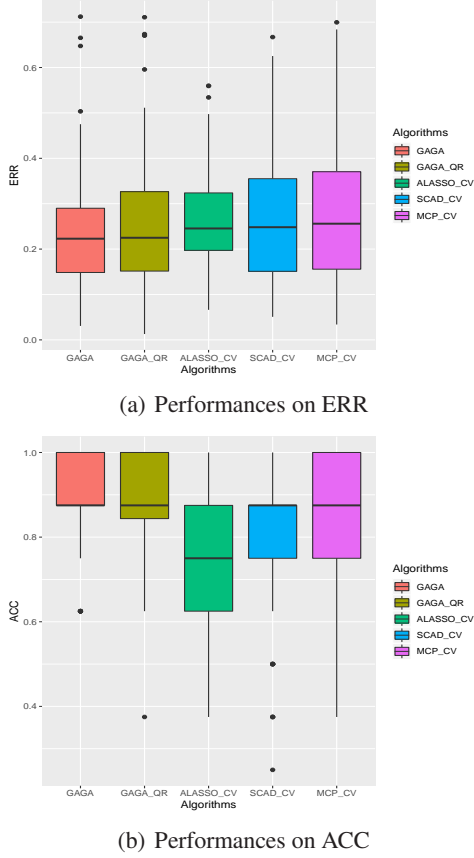


Figure 1. Consider the ERR and the ACC separately on Model 1.

an average ACC and ERR of 100 data sets. The performances of the GAGA, the GAGA\_QR, the ALASSO\_CV, the SCAD\_CV and the MCP\_CV are characterized by five points. For the adaptive LASSO, the SCAD and the MCP, each algorithm have 100 points representing the average performance on 100 values of the tuning parameter. The two points for our algorithms are in the top left corners of Figure 2. They perform better than other algorithms when comprehensively considering the ERR and the ACC. Though the SCAD\_CV and the MCP\_CV behave well, they do not reach the best ones, which can be obtained by going over the values of the tuning parameter when knowing the ERR and the ACC. Since the true signal is unknown, it is not practical to select the tuning parameter by computing the ERR and the ACC, while our algorithms automatically learn all the tuning parameters and achieve a signal estimate with a low error and a high accuracy.

For the Model 2, 100 data sets are simulated, and each had 100 observations from the linear model  $y = \mathbf{x}^T \beta^* + \varepsilon$ . The noise  $\varepsilon$  is a standard normal random variable. For any  $i \neq j$ ,  $x_i$  and  $x_j$  have a pairwise correlation of 0.5. The

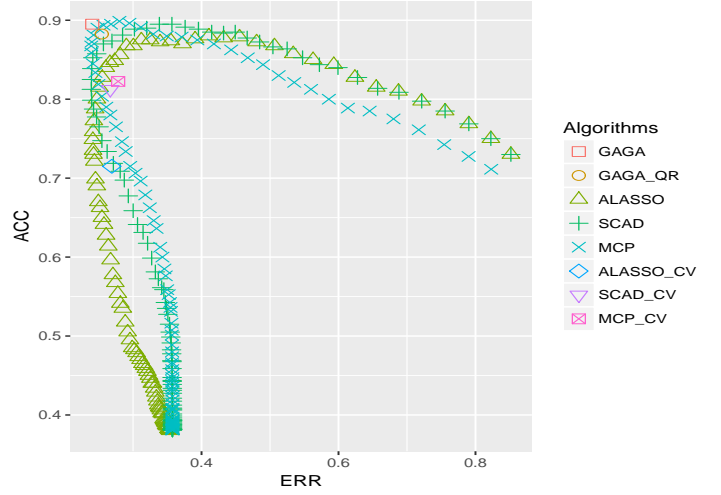


Figure 2. Consider the ERR and the ACC comprehensively on Model 1.

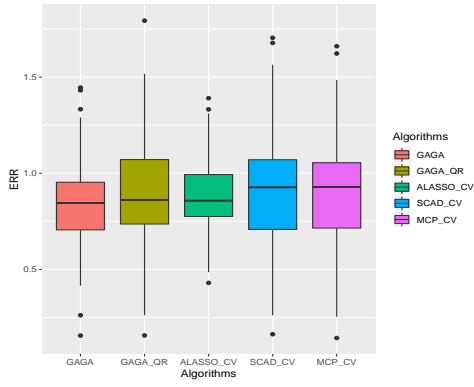
true coefficient vector

$$\beta^* = (0, \dots, 0, \beta_1^*, \dots, \beta_1^*, 0, \dots, 0, \beta_2^*, \dots, \beta_2^*)^T,$$

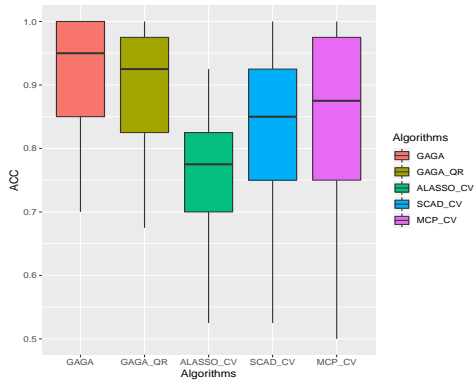
there being 10 repeats in each block. The non-zero components  $\beta_1, \beta_2$  are randomly generated from  $\beta_1 \sim U(0, 1)$  and  $\beta_2 \sim U(10, 100)$  respectively. As shown in Figure 3, for the ACC, the GAGA and the GAGA\_QR outperform the adaptive LASSO, the SCAD and the MCP with the 10-fold CV selection. For the ERR, the GAGA performs better than the adaptive LASSO, the SCAD and the MCP. As shown in Figure 4, our algorithms also perform better than other penalized likelihood algorithms with the CV when comprehensively considering the ERR and the ACC. We also set 100 values of the tuning parameter in the adaptive LASSO, the MCP and the SCAD respectively. So there are 100 points in Figure 4 for each penalized likelihood algorithm, and each point represents an average ACC and ERR of algorithms on 100 data sets. The performance of the GAGA is still beyond those penalized likelihood algorithms with the hyperparameter selection in 100 values even if knowing the true ERR and ACC.

For testing algorithms' performances on high-dimensional data, we simulate 100 data sets from the linear model  $y = \mathbf{x}^T \beta^* + \varepsilon$ . The true signal  $\beta^*$  has 500 coefficients with 250 zeros, whose positions are randomly generated in each data set. The non-zero coefficient is randomly generated from  $U(0, 5)$ . Each data set consists of 1000 observations. For any  $i \neq j$ ,  $x_i$  and  $x_j$  have a pairwise correlation of 0.5. The noise  $\varepsilon$  is a standard normal random variable. Figures 5 and 6 illustrate that the GAGA also outperforms other penalized likelihood methods on the ERR and the ACC for the high-dimensional data.

## Global Adaptive Generative Adjustment

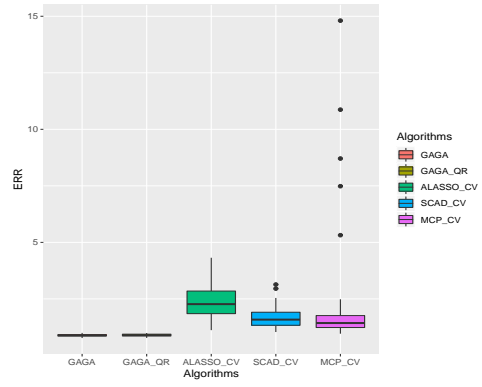


(a) Performances on ERR

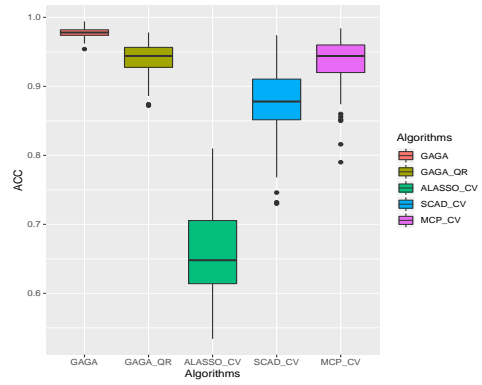


(b) Performances on ACC

Figure 3. Consider the ERR and the ACC separately on Model 2.



(a) Performances on ERR



(b) Performances on ACC

Figure 5. Consider the ERR and the ACC separately on the high-dimensional data.

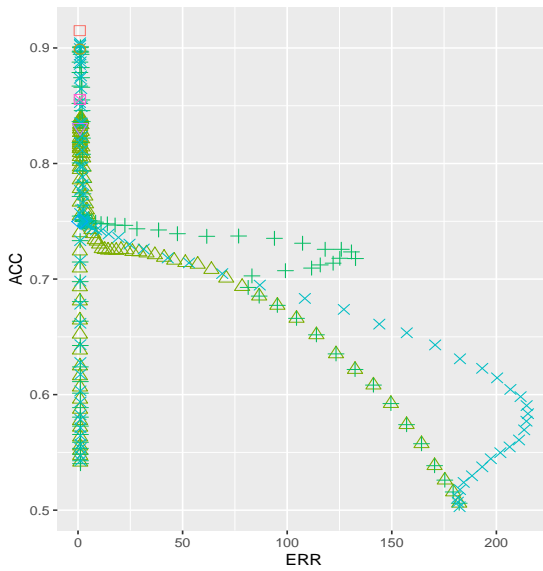


Figure 4. Consider the ERR and the ACC comprehensively on Model 2.

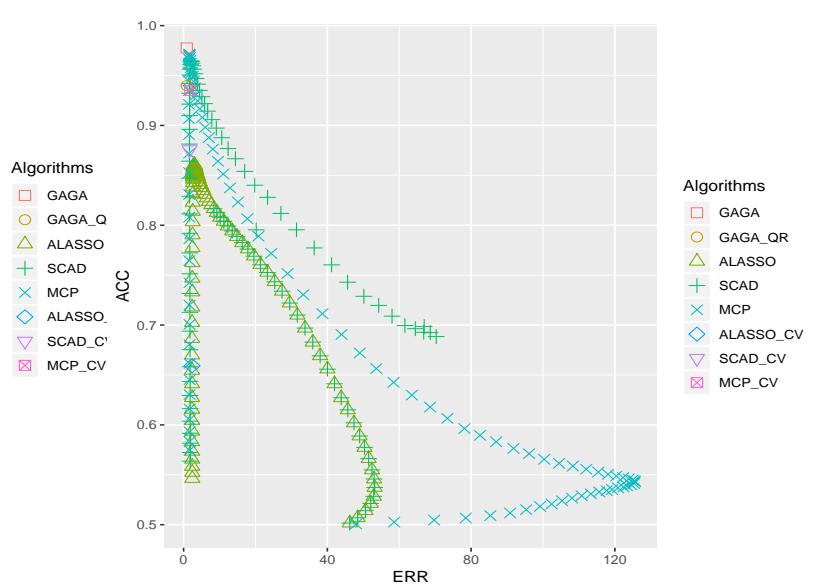
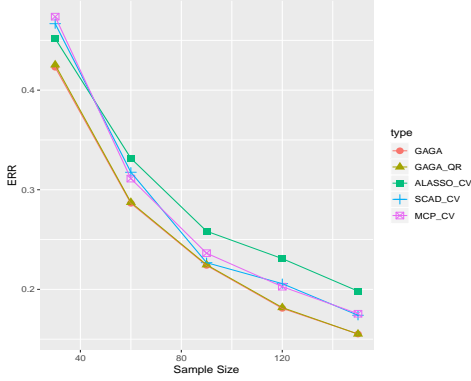
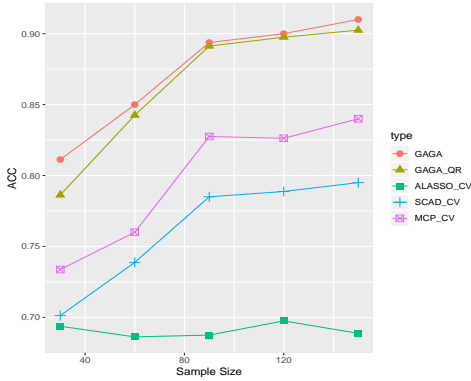


Figure 6. Consider the ERR and the ACC comprehensively on the high-dimensional data.



(a) Performances on ERR



(b) Performances on ACC

Figure 7. The performance on the consistency of all the algorithms.

In the next experiment, we further consider the consistency of the output of algorithms as the sample size increases. The data is also generated from a linear model  $y = \mathbf{x}^T \boldsymbol{\beta}^* + \varepsilon$ , where the noise  $\varepsilon$  is a standard normal random variable. The signal  $\boldsymbol{\beta}^*$  has eight components. The number of non-zero coefficients in  $\boldsymbol{\beta}$  is fixed to three, but the non-zero positions are random sampled. 100 data sets are simulated on each sample size varying in  $\{30, 60, 90, 120, 150\}$ . We compute the average ERR and the average ACC for all the algorithms. For the adaptive LASSO, the SCAD and the MCP, we adopt the 10-fold CV to select an appropriate tuning parameter for further signal estimates. The simulation result is shown in Figure 7. As the sample size increases, the ERR of our algorithms goes down, and the ACC goes up. Moreover, the GAGA and the GAGA\_QR outperform other algorithms on the average ERR and the average ACC of 100 data sets.

Finally, we compare the time costs between our algorithms and the adaptive LASSO, the SCAD, the MCP with 10-fold Cross-Validation for the high-dimensional linear model. The dimension of the signal varies in  $\{500, 1000, 2000\}$ , the sample size is fixed to 4000, and the experiment is

Table 1. The average time cost of the GAGA, the GAGA\_QR, the adaptive LASSO, the SCAD and the MCP.

Dimension	500	1000	2000
GAGA(in Matlab)	0.36s	1.68s	9.34s
GAGA_QR(in Matlab)	<b>0.15s</b>	<b>0.48s</b>	<b>1.74s</b>
GAGA(in R)	3.04s	11.5s	66.67s
GAGA_QR(in R)	1.45s	5.09s	19.39s
ALASSO_CV(in R)	27.36s	54.12s	108.89s
SCAD_CV(in R)	43.37s	103.13s	221.37s
MCP_CV(in R)	25.38s	65.11s	152.51s

repeated 10 times for each dimension. Since the GAGA involves loops of the matrix's inversion, its time cost depends on the software's computational efficiency for numerical linear algebra. So we consider to execute the GAGA in both the Matlab and the R. The adaptive LASSO, the SCAD and the MCP are executed in the R with the ncvreg library (Breheny & Huang, 2011). All the experiments in R adopt the OpenBlas for performing basic vector and matrix operations. As demonstrated in Table 1, the GAGA\_QR in Matlab has the lowest average time costs on all the dimensions, and the SCAD has the highest ones. Even if considering the time costs only in R, the GAGA and the GAGA\_QR also outperform the other algorithms since those penalized likelihood methods have to go over all possible values of hyperparameter to pick up an appropriate one with the 10-fold CV. This experiment runs on a desktop with Intel i7 4.0 GHZ and 32 GB memory.

## 4. Conclusion

In this paper, we propose an algorithm named GAGA for the signal recovery. This GAGA algorithm can automatically learn the hyperparameters, and update those hyperparameters and the signal in an alternative way. A variant algorithm called as GAGA\_QR is also suggested by using the QR-decomposition for improving the computational efficiency in the high dimensional analysis. In the theoretical part, we prove that the output of the GAGA algorithm can correctly find the positions of zero-coefficient with a high probability, and also provide an asymptotically normal estimate on the nonzero-coefficient. In the simulation part, the experiment results illustrate that our algorithms outperform the adaptive Lasso, the SCAD and the MCP. Though the GAGA algorithm in this work is dedicated to the linear model, the mechanism behind the global adaptive generative adjustment strategy can be generalized to other statistical models. Exploration of this research direction is underway.

## References

- Breheeny, P. and Huang, J. Coordinate descent algorithms for nonconvex penalized regression with applications to biological feature selection. *Annals of Applied Statistics*, 5:232–253, 2011.
- Cands, E. J. and Tao, T. The dantzig selector: statistical estimation when  $p$  is much larger than  $n$ . *Annals of Statistics*, 35:23132351, 2005.
- Chen, S. S., Donoho, D. L., and Saunders, M. A. Atomic decomposition by basis pursuit. *SIAM J. Sci. Comput.*, 20:33–61, 1998.
- Fan, J. and Li, R. Variable selection via nonconcave penalized likelihood and its oracle properties. *Journal of the American Statistical Association*, 96:1348–1360, 2001.
- Fan, Y. and Tang, C. Tuning parameter selection in high dimensional penalized likelihood. *Journal of Royal Statistical Society, Series B*, 75:531–552, 2013.
- Hastie, T., Tibshirani, R., and Friedman, J. The elements of statistical learning—data mining, inference and prediction. 2nd eds. *New York: Springer*, 2009.
- Hui, F. K. C., Warton, D. I., and Foster, S. D. Tuning parameter selection for the adaptive lasso using eric. *Journal of the American Statistical Association*, 110:262–269, 2015.
- Tibshirani, R. Regression shrinkage and selection via the lasso. *Journal of the Royal Statistical Society, Series B*, 58:267–288, 1996.
- Wang, H., Li, R., and Tsai, C. Tuning parameter selectors for the smoothly clipped absolute deviation method. *Biometrika*, 94:553–568, 2007.
- Wang, H., Li, B., and Leng, C. Shrinkage tuning parameter selection with a diverging number of parameters. *Journal of Royal Statistical Society, Series B*, 71:671–683, 2009.
- Zhang, C. Nearly unbiased variable selection under minimax concave penalty. *The Annals of Statistics*, 38:894–942, 2010.
- Zhao, P. and Yu, B. On model selection consistency of lasso. *Journal of Machine Learning Research*, 7:2541–2563, 2006.
- Zou, H. The adaptive lasso and its oracle properties. *Journal of the American Statistical Association*, 101:1418–1429, 2006.



**Appendix to  
Global Adaptive Generative Adjustment**

**A. Proof of Theorem 2.1**

We assume that the design matrix  $\mathbf{X} = (\mathbf{a}_1, \dots, \mathbf{a}_p)$  is column orthogonal. That is  $\mathbf{X}^T \mathbf{X} = \text{diag}((\sigma_1, \dots, \sigma_p))$ , and the diagonal element  $\sigma_j = n\sigma_j^*$  for  $j = 1, \dots, p$  where  $n$  is the sample size. Since the column orthogonality of  $\mathbf{X}$ , the diagonal element  $(\mathbf{X}^T \mathbf{X} + \mathbf{B}^k)_{jj}^{-1} = (\sigma_j + b_j^k)^{-1}$ . So the update of  $b_j^{k+1}$  in Line 4 of the GAGA algorithm can be computed by  $\frac{\alpha(b_j^k + \sigma_j)^2}{b_j^k + \sigma_j + z_j}$  where  $z_j = (\mathbf{a}_j^T \mathbf{y})^2$ .

**Theorem A.1.** For any  $\alpha > 1$  and any  $j = 1, \dots, p$ , we have the following conclusions:

- (1) when  $z_j \geq ((2\alpha - 1) + 2\sqrt{\alpha(\alpha - 1)})\sigma_j$ , the tuning parameter sequence  $\{b_j^k\}$  converges to the fixed point  $b_j^*$  of  $f_j(x)$  if the sequence starts from an initial  $b_j^0 = 0$  and is generated by the update  $b_j^{k+1} = f_j(b_j^k)$ , where  $f_j(x) = \frac{\alpha(x + \sigma_j)^2}{x + \sigma_j + z_j}$ ,  $x \geq 0$ .
- (2) when  $z_j < ((2\alpha - 1) + 2\sqrt{\alpha(\alpha - 1)})\sigma_j$ , the tuning parameter sequence  $\{b_j^k\}$  grows to the infinity.

*Proof.* Since  $f_1'(x) = \frac{\alpha(x + \sigma_1)^2 + 2\alpha z_1(\sigma_1 + x)}{(x + \sigma_1 + z_1)^2} > 0$  for  $x \geq 0$ , we have that  $f(x)$  is a strictly monotone increasing function. Moreover,  $0 < f_1'(x) < 1$  when  $0 \leq x < -\sigma_1 + (\sqrt{\frac{\alpha}{\alpha - 1}} - 1)z_1$ , and  $f_1'(-\sigma_1 + (\sqrt{\frac{\alpha}{\alpha - 1}} - 1)z_1) = 1$ . Since  $b_1^0 = 0$  and  $b_1^1 = \frac{\alpha\sigma_1^2}{\sigma_1 + z_1} > 0$ , we have that  $b_1^{k+1} - b_1^k = f_1'(\xi_k)(b_1^k - b_1^{k-1}) > 0$  holds for any  $k$ . So  $\{b_1^k\}$  is a monotonic increasing sequence. Thus we have that  $b_1^k$  converges to a limit point which is a positive number or  $\infty$ .

- (1) Solve the equation  $f_1(x) = x$ , and we can obtain the fixed point

$$b_1^* = \frac{z_1 - (2\alpha - 1)\sigma_1 - \sqrt{(z_1 - (2\alpha - 1)\sigma_1)^2 - 4\alpha(\alpha - 1)\sigma_1^2}}{2(\alpha - 1)} \quad (1)$$

when  $(z_1 - (2\alpha - 1)\sigma_1)^2 - 4\alpha(\alpha - 1)\sigma_1^2 \geq 0$ . Notice that if  $z_1 \leq (2\alpha - 1)\sigma_1 - 2\sqrt{\alpha(\alpha - 1)}\sigma_1$ , thus the fixed point  $b_1^* < 0$ . We only consider the case that  $z_1 \geq (2\alpha - 1)\sigma_1 + 2\sqrt{\alpha(\alpha - 1)}\sigma_1$ . In this case, we have that  $b_1^* > 0$  and  $b_1^* - b_1^k = f_1'(\xi_k) \cdots f_1'(\xi_1)b_1^* > 0$ . Furthermore, we have that the sequence  $\{b_1^k\}$  is convergent since  $\{b_1^k\}$  is a monotonic increasing sequence.

We first consider the case that  $z_1 = (2\alpha - 1)\sigma_1 + 2\sqrt{\alpha(\alpha - 1)}\sigma_1$ . We have that  $b_1^* = -\sigma_1 + (\sqrt{\frac{\alpha}{\alpha - 1}} - 1)z_1 = \sqrt{\frac{\alpha}{\alpha - 1}}\sigma_1$  when  $z_1 = (2\alpha - 1)\sigma_1 + 2\sqrt{\alpha(\alpha - 1)}\sigma_1$ . Moreover,

$$b_1^{k+1} - b_1^k = \frac{(\alpha - 1)\left(b_1^k - \sqrt{\frac{\alpha}{\alpha - 1}}\sigma_1\right)^2}{z_1 + \sigma_1 + b_1^k}. \quad (2)$$

If  $b_1^k$  does not converge to  $b_1^* = \sqrt{\frac{\alpha}{\alpha - 1}}\sigma_1$ , we have that  $b_1^{k+1} - b_1^k > c$  for some constant  $c > 0$  when the iteration number  $k$  is large enough. There is a contradiction with that  $\{b_1^k\}$  is convergent.

Now we consider the case that  $z_1 > (2\alpha - 1)\sigma_1 + 2\sqrt{\alpha(\alpha - 1)}\sigma_1$ . It can be verified that  $b_1^* < -\sigma_1 + (\sqrt{\frac{\alpha}{\alpha - 1}} - 1)z_1$  in this case. Since  $f''(x) = \frac{2\alpha z_1^2}{(x + \sigma_1 + z_1)^3} > 0$  for  $x \geq 0$  and  $z_1 > (2\alpha - 1)\sigma_1 + 2\sqrt{\alpha(\alpha - 1)}\sigma_1$ , we know that  $f'(x)$  is a strictly monotone increasing function. Thus  $f'(b^*) < 1$ . Moreover, there are  $f_1([0, b_1^*]) \subseteq [0, b_1^*]$  and  $0 < f_1'(x) \leq f_1'(b_1^*) < 1$

when  $x \in [0, b_1^*]$ . By the fixed point iteration theorem, the iteration  $b_1^{k+1} = \frac{\alpha(\sigma_1 + b_1^k)^2}{z_1 + \sigma_1 + b_1^k}$  starting from  $b_1^0 = 0$  goes to the solution  $b_1^*$  of equation  $x = f_1(x)$ .

Combining the above discussion, we get that the iteration  $b_1^{k+1} = \frac{\alpha(\sigma_1 + b_1^k)^2}{z_1 + \sigma_1 + b_1^k}$  starting from  $b_1^0 = 0$  goes to the solution  $b_1^*$  of equation  $x = f_1(x)$  when  $z_1 \geq (2\alpha - 1)\sigma_1 + 2\sqrt{\alpha(\alpha - 1)}\sigma_1$ .

(2) By the direct computation,

$$\begin{aligned} b_1^{k+1} - b_1^k &= \frac{(\alpha - 1)(b_1^k)^2 + ((2\alpha - 1)\sigma_1 - z_1)b_1^k + \alpha\sigma_1^2}{z_1 + \sigma_1 + b_1^k} \\ &= \frac{(\alpha - 1)\left(b_1^k + \frac{(2\alpha - 1)\sigma_1 - z_1}{2(\alpha - 1)}\right)^2 - \frac{((2\alpha - 1)\sigma_1 - z_1)^2}{4(\alpha - 1)} + \alpha\sigma_1^2}{z_1 + \sigma_1 + b_1^k}. \end{aligned} \quad (3)$$

If  $\alpha\sigma_1^2 - \frac{((2\alpha - 1)\sigma_1 - z_1)^2}{4(\alpha - 1)} > 0$ , thus  $((2\alpha - 1) - 2\sqrt{\alpha(\alpha - 1)})\sigma_1 < z_1 < ((2\alpha - 1) + 2\sqrt{\alpha(\alpha - 1)})\sigma_1$  ( $z_1 > 0$ ). Since  $b_1^k$  is an increasing sequence, we have  $b_1^k \rightarrow \infty$  as  $k$  goes to infinity. (Otherwise, the bounded monotonic sequence  $\{b_1^k\}$  has a positive limit. This makes the difference  $b_1^{k+1} - b_1^k$  is larger than a positive number  $c$  when  $k$  is large enough. It is a contradiction with that  $\{b_1^k\}$  has a limit.) When  $z_1 \leq ((2\alpha - 1) - 2\sqrt{\alpha(\alpha - 1)})\sigma_1$ , we have that  $((2\alpha - 1)\sigma_1 - z_1) \geq 2\sqrt{\alpha(\alpha - 1)}\sigma_1$ . By similar discussion, we also obtain that  $b_1^k \rightarrow \infty$  as  $k$  goes to infinity. So when  $z_1 < ((2\alpha - 1) + 2\sqrt{\alpha(\alpha - 1)})\sigma_1$ , we have that  $b_1^{k+1} - b_1^k \asymp (\alpha - 1)b_1^k$  when  $k$  is large enough. Thus  $b_1^k$  grows exponentially for large  $k$ . □

Furthermore, we show the probability of the event  $\{z_j < ((2\alpha - 1) + 2\sqrt{\alpha(\alpha - 1)})\sigma_j\}$  depending on whether the true coefficient  $\beta_j^* = 0$  or not.

**Lemma A.2.** *If  $\alpha \asymp \sqrt{\log n}$ , we have that*

(1)  $P(z_j < ((2\alpha - 1) + 2\sqrt{\alpha(\alpha - 1)})\sigma_j) \xrightarrow{n \rightarrow \infty} 0$  when  $\beta_j^* \neq 0$ ,

(2)  $P(z_j < ((2\alpha - 1) + 2\sqrt{\alpha(\alpha - 1)})\sigma_j) \xrightarrow{n \rightarrow \infty} 1$  when  $\beta_j^* = 0$ .

*Proof.* When  $\beta_j^* \neq 0$ , we have that

$$\begin{aligned} &P\left(z_j < ((2\alpha - 1) + 2\sqrt{\alpha(\alpha - 1)})\sigma_j\right) \\ &= P\left((\mathbf{a}_j^T \mathbf{y})^2 < ((2\alpha - 1) + 2\sqrt{\alpha(\alpha - 1)})\sigma_j\right) \\ &= P\left(-\sqrt{((2\alpha - 1) + 2\sqrt{\alpha(\alpha - 1)})} - \frac{\sigma_j \beta_j^*}{\sqrt{\sigma_j}} < \frac{\mathbf{a}_j^T \mathbf{y} - \sigma_j \beta_j^*}{\sqrt{\sigma_j}} < \sqrt{((2\alpha - 1) + 2\sqrt{\alpha(\alpha - 1)})} - \frac{\sigma_j \beta_j^*}{\sqrt{\sigma_j}}\right) \\ &\xrightarrow{n \rightarrow \infty} 0 \end{aligned}$$

since  $\sigma_j = n\sigma_j^*$ .

When  $\beta_j^* = 0$ , we have that

$$\begin{aligned} &P\left(z_j < ((2\alpha - 1) + 2\sqrt{\alpha(\alpha - 1)})\sigma_j\right) \\ &= P\left(-\left((2\alpha - 1) + 2\sqrt{\alpha(\alpha - 1)}\right)^{1/2} < \frac{\mathbf{a}_j^T \mathbf{y}}{\sqrt{\sigma_j}} < \left((2\alpha - 1) + 2\sqrt{\alpha(\alpha - 1)}\right)^{1/2}\right) \\ &\xrightarrow{n \rightarrow \infty} 1 \end{aligned}$$

since  $\sigma_j = n\sigma_j^*$ . □

**Proof of Theorem 2.1**

Since  $\hat{\beta}^* = (\mathbf{X}^T \mathbf{X} + \mathbf{B}^*)^{-1} \mathbf{X}^T \mathbf{y}$  and  $\mathbf{X}^T \mathbf{X} = \text{diag}((\sigma_1, \dots, \sigma_p))$ , thus we have that the conditional distribution of  $(\hat{\beta}_j^* - \beta_j^*)$  given  $b_j^*$  is  $N(\frac{-b_j^*}{\sigma_j + b_j^*} \beta_j^*, \frac{\sigma_j}{(\sigma_j + b_j^*)^2})$  for any  $j$ , where  $b_j^* = b_j^K / \alpha$ . Denote  $\sigma_{jj}$  as  $\frac{\sigma_j}{(\sigma_j + b_j^*)^2}$ . When the true coefficient  $\beta_j^* = 0$ , the conditional distribution of  $\frac{\hat{\beta}_j^*}{\sigma_{jj}^{1/2}} | b_j^* \sim N(0, 1)$  and so does the distribution of  $\frac{\hat{\beta}_j^*}{\sigma_{jj}^{1/2}}$ .

Given  $z_j < ((2\alpha - 1) + 2\sqrt{\alpha(\alpha - 1)})\sigma_j$ , there exists a positive integer  $k_0$  such that  $b_j^K \geq (K - k_0)\sigma_j$  for the iteration number  $K > k_0$  by Theorem A.1. So  $\{z_j < ((2\alpha - 1) + 2\sqrt{\alpha(\alpha - 1)})\sigma_j\} \subseteq \{b_j^K \geq (K - k_0)\sigma_j\}$ .

Let us consider the probability

$$\begin{aligned} & P\left(|\hat{\beta}_j^*|^2 \geq \sigma_j^{-1} - (\sigma_j + b_j^*)^{-1}\right) \\ & \leq P\left(|\hat{\beta}_j^*|^2 \geq \sigma_j^{-1} - (\sigma_j + b_j^*)^{-1}, b_j^K \geq (K - k_0)\sigma_j, z_j < ((2\alpha - 1) + 2\sqrt{\alpha(\alpha - 1)})\sigma_j\right) \\ & \quad + P\left(z_j \geq ((2\alpha - 1) + 2\sqrt{\alpha(\alpha - 1)})\sigma_j\right) \\ & \leq P\left(\frac{|\hat{\beta}_j^*|}{\sigma_{jj}^{1/2}} \geq \frac{(b_j^*)^{1/2}(\sigma_j + b_j^*)^{1/2}}{\sigma_j}, b_j^K \geq (K - k_0)\sigma_j\right) \\ & \quad + P\left(z_j \geq ((2\alpha - 1) + 2\sqrt{\alpha(\alpha - 1)})\sigma_j\right) \\ & \leq P\left(\frac{|\hat{\beta}_j^*|}{\sigma_{jj}^{1/2}} \geq \frac{K - k_0}{\alpha}\right) + P\left(z_j \geq ((2\alpha - 1) + 2\sqrt{\alpha(\alpha - 1)})\sigma_j\right) \end{aligned}$$

The second summand tends to zero as  $n$  goes to infinity by Lemma A.2. The first summand can be arbitrary small when the iteration number  $K$  is large enough. For any  $\delta > 0$ , when the sample size  $n$  is large enough, there exists a positive integer  $k(n, \delta)$  such that  $P\left(|\hat{\beta}_j^*|^2 \geq \sigma_j^{-1} - (\sigma_j + b_j^*)^{-1}\right) < \delta$  for the iteration number  $K > k(n, \delta)$ .  $\square$

**B. Proof of Theorem 2.2 and Theorem 2.3**

**Theorem B.1.** For the true coefficient  $\beta_j^* \neq 0$  and the rate  $\alpha \asymp \sqrt{\log n}$ , let  $x_j^*$  be the fixed point  $\frac{z_j - (2\alpha - 1)\sigma_j - \sqrt{((2\alpha - 1)\sigma_j - z_j)^2 - 4\alpha(\alpha - 1)\sigma_j^2}}{2(\alpha - 1)}$  of function  $f_j(x) = \frac{\alpha(x + \sigma_j)^2}{x + \sigma_j + z_j}$ . We have that  $x_j^* / \alpha \xrightarrow{P} 1 / \beta_j^{*2}$ .

*Proof.* If  $z_j > ((2\alpha - 1) + 2\sqrt{\alpha(\alpha - 1)})\sigma_j$ , we can get

$$\begin{aligned} & 4\alpha(\alpha - 1)\sigma_j^2 / 2((z_j - (2\alpha - 1)\sigma_j)^2)^{1/2} \\ & \leq ((z_j - (2\alpha - 1)\sigma_j)^2)^{1/2} - ((z_j - (2\alpha - 1)\sigma_j)^2 - 4\alpha(\alpha - 1)\sigma_j^2)^{1/2} \\ & \leq 4\alpha(\alpha - 1)\sigma_j^2 / (2((z_j - (2\alpha - 1)\sigma_j)^2 - 4\alpha(\alpha - 1)\sigma_j^2)^{1/2}) \end{aligned}$$

by mean value theorem. Furthermore, we have that  $\sigma_j^2 / ((z_j - (2\alpha - 1)\sigma_j)^2)^{1/2} \leq x_j^* / \alpha \leq \sigma_j^2 / ((z_j - (2\alpha - 1)\sigma_j)^2 - 4\alpha(\alpha - 1)\sigma_j^2)^{1/2}$  if  $z_j > ((2\alpha - 1) + 2\sqrt{\alpha(\alpha - 1)})\sigma_j$ . Let us further consider the conditional probability

$$P\left(\left|\frac{\sigma_j^2}{((z_j - (2\alpha - 1)\sigma_j)^2 - 4\alpha(\alpha - 1)\sigma_j^2)^{1/2}} - \frac{1}{\beta_j^{*2}}\right| > \delta \mid z_j > ((2\alpha - 1) + 2\sqrt{\alpha(\alpha - 1)})\sigma_j\right).$$

Denote  $h_n$  as  $(\frac{z_j}{\sigma_j} - \frac{2\alpha - 1}{\sigma_j})^2 - \frac{4\alpha(\alpha - 1)}{\sigma_j^2}$ . Since  $P(z_j > ((2\alpha - 1) + 2\sqrt{\alpha(\alpha - 1)})\sigma_j) \xrightarrow{n \rightarrow \infty} 1$  when  $\beta_j^* \neq 0$ , to prove that  $P(|\frac{1}{h_n^{1/2}} - \frac{1}{\beta_j^{*2}}| > \delta \mid z_j > ((2\alpha - 1) + 2\sqrt{\alpha(\alpha - 1)})\sigma_j) \xrightarrow{n \rightarrow \infty} 0$ , it suffices to show that

$$P\left(\left|\frac{1}{h_n^{1/2}} - \frac{1}{\beta_j^{*2}}\right| > \delta, z_j > ((2\alpha - 1) + 2\sqrt{\alpha(\alpha - 1)})\sigma_j\right) \xrightarrow{n \rightarrow \infty} 0.$$

165 The probability is less than or equal to  $P(|\frac{1}{h_n^{1/2}} - \frac{1}{\beta_j^{*2}}| > \delta, h_n > 0)$ . Since  $\sigma_j = n\sigma_j^*$  and  $\mathbf{a}_j^T \mathbf{y}/\sigma_j \sim N(\beta_j^*, 1/\sigma_j)$ , thus  
 166  $z_j/\sigma_j^2 = (\mathbf{a}_j^T \mathbf{y}/\sigma_j)^2 \xrightarrow{P} \beta_j^{*2}$ . So we have that  $h_n = (\frac{z_j}{\sigma_j^2} - \frac{2\alpha-1}{\sigma_j})^2 - \frac{4\alpha(\alpha-1)}{\sigma_j^2} \xrightarrow{P} \beta_j^{*4}$ . Furthermore,  $P(|\frac{1}{h_n^{1/2}} - \frac{1}{\beta_j^{*2}}| >$   
 167  $\delta, h_n > 0) = P(|\frac{1}{h_n^{1/2}} - \frac{1}{\beta_j^{*2}}| > \delta, |h_n - \beta_j^{*4}| \leq \beta_j^{*4}/2, h_n > 0) + P(|\frac{1}{h_n^{1/2}} - \frac{1}{\beta_j^{*2}}| > \delta, |h_n - \beta_j^{*4}| > \beta_j^{*4}/2, h_n > 0)$ .  
 168 The second probability is controlled by  $P(|h_n - \beta_j^{*4}| \geq \beta_j^{*4}/2) \xrightarrow{n \rightarrow \infty} 0$ . The first one is equal to  $P(|\frac{1}{h_n^{1/2}} - \frac{1}{\beta_j^{*2}}| >$   
 169  $\delta, |h_n - \beta_j^{*4}| \leq \beta_j^{*4}/2)$ . Since  $f(x) = 1/x^{1/2}$  is a uniformly continuous function on  $[\beta_j^{*4}/2, 3\beta_j^{*4}/2]$ , there exists a  
 170 constant  $\gamma_\delta$  such that  $\{|f(h_n) - f(\beta_j^{*4})| > \delta, |h_n - \beta_j^{*4}| \leq \beta_j^{*4}/2\} \subseteq \{|h_n - \beta_j^{*4}| > \gamma_\delta, |h_n - \beta_j^{*4}| \leq \beta_j^{*4}/2\} \subseteq$   
 171  $\{|h_n - \beta_j^{*4}| > \gamma_\delta\}$  for any  $n$ . Thus we have that  $P(|f(h_n) - f(\beta_j^{*4})| > \delta, |h_n - \beta_j^{*4}| \leq \beta_j^{*4}/2) \xrightarrow{n \rightarrow \infty} 0$ . So we can get  
 172  $P(|\frac{1}{h_n^{1/2}} - \frac{1}{\beta_j^{*2}}| > \delta, h_n > 0) \xrightarrow{n \rightarrow \infty} 0$ . Thus we have that  
 173

$$P(|\frac{1}{h_n^{1/2}} - \frac{1}{\beta_j^{*2}}| > \delta | z_j > ((2\alpha - 1) + 2\sqrt{\alpha(\alpha - 1)})\sigma_j) \xrightarrow{n \rightarrow \infty} 0.$$

174 Similarly, we have that

$$P(|\frac{\sigma_j^2}{((z_j - (2\alpha - 1)\sigma_j)^2)^{1/2}} - \frac{1}{\beta_j^{*2}}| > \delta | z_j > ((2\alpha - 1) + 2\sqrt{\alpha(\alpha - 1)})\sigma_j) \xrightarrow{n \rightarrow \infty} 0.$$

175 So we get that  $P(|x_j^*/\alpha - 1/\beta_j^{*2}| > \delta | z_j > ((2\alpha - 1) + 2\sqrt{\alpha(\alpha - 1)})\sigma_j) \xrightarrow{n \rightarrow \infty} 0$ . Since  $P(z_j > ((2\alpha - 1) +$   
 176  $2\sqrt{\alpha(\alpha - 1)})\sigma_j) \xrightarrow{n \rightarrow \infty} 1$  when  $\beta_j^* \neq 0$ , we have that  
 177

$$P(|x_j^*/\alpha - 1/\beta_j^{*2}| > \delta, z_j > ((2\alpha - 1) + 2\sqrt{\alpha(\alpha - 1)})\sigma_j) \xrightarrow{n \rightarrow \infty} 0.$$

178 Thus

$$\begin{aligned}
 & P(|x_j^*/\alpha - 1/\beta_j^{*2}| > \delta) \\
 & \leq P(|x_j^*/\alpha - 1/\beta_j^{*2}| > \delta, z_j > ((2\alpha - 1) + 2\sqrt{\alpha(\alpha - 1)})\sigma_j) + P(z_j < ((2\alpha - 1) + 2\sqrt{\alpha(\alpha - 1)})\sigma_j) \\
 & \xrightarrow{n \rightarrow \infty} 0.
 \end{aligned}$$

179 So we can conclude that  $x_j^*/\alpha \xrightarrow{P} \frac{1}{\beta_j^{*2}}$ . □ □

180 **Theorem B.2.** For the true coefficient  $\beta_j^* \neq 0$  and  $\alpha \asymp \sqrt{\log n}$ , we have that  $b_j^\infty/\alpha \xrightarrow{P} 1/\beta_j^{*2}$  where the limit  $b_j^\infty =$   
 181  $\lim_{k \rightarrow \infty} b_j^k$ .  
 182

183 *Proof.* For any  $\delta > 0$ , consider that

$$\begin{aligned}
 & Pr(|b_j^\infty/\alpha - 1/\beta_j^{*2}| > \delta) \\
 & \leq Pr(|b_j^\infty/\alpha - 1/\beta_j^{*2}| > \delta | z_j > ((2\alpha - 1) + 2\sqrt{\alpha(\alpha - 1)})\sigma_j) P(z_j > ((2\alpha - 1) + 2\sqrt{\alpha(\alpha - 1)})\sigma_j) \\
 & \quad + P(z_j < ((2\alpha - 1) + 2\sqrt{\alpha(\alpha - 1)})\sigma_j) \\
 & = Pr(|x_j^*/\alpha - 1/\beta_j^{*2}| > \delta, z_j > ((2\alpha - 1) + 2\sqrt{\alpha(\alpha - 1)})\sigma_j) \\
 & \quad + P(z_j < ((2\alpha - 1) + 2\sqrt{\alpha(\alpha - 1)})\sigma_j) \\
 & \leq Pr(|x_j^*/\alpha - 1/\beta_j^{*2}| > \delta) + P(z_j < ((2\alpha - 1) + 2\sqrt{\alpha(\alpha - 1)})\sigma_j)
 \end{aligned}$$

184 By Lemma A.2 and Theorem B.1, we have that  $b_j^\infty/\alpha \xrightarrow{P} 1/\beta_j^{*2}$ . □

185 **Lemma B.3.** If a random variable sequence  $\zeta_n \xrightarrow{P} \zeta$  where  $\zeta$  is a constant and  $\{e^{\zeta_n}, n \geq 1\}$  is bounded, we have that  
 186  $E|e^{\zeta_n} - e^\zeta| \xrightarrow{n \rightarrow \infty} 0$ .  
 187

*Proof.* For any  $\delta > 0$ , there exists a  $\gamma_\delta > 0$  such that  $|e^y - e^\zeta| < \delta$  when  $|y - \zeta| < \gamma_\delta$ . Thus  $E|e^{\zeta_n} - e^\zeta| = E|e^{\zeta_n} - e^\zeta|I_{|\zeta_n - \zeta| < \gamma_\delta} + E|e^{\zeta_n} - e^\zeta|I_{|\zeta_n - \zeta| \geq \gamma_\delta}$ . The first term is less than  $\delta$ . The second one tends to zero since  $\{\zeta_n\}$  is bounded and  $\zeta_n \xrightarrow{P} \zeta$ . Thus we get the conclusion that  $E|e^{\zeta_n} - e^\zeta| \xrightarrow{n \rightarrow \infty} 0$ .  $\square$

The following theorem illustrates the asymptotic normality of the estimate  $(\sigma_j + b_j^\infty/\alpha)^{-1}a_j^T \mathbf{y}$ .

**Theorem B.4.** Assume that the true coefficient  $\beta_j^* \neq 0$  and  $\alpha \asymp \sqrt{\log(n)}$ . We have that  $\sqrt{n}(\hat{\beta}_j^\infty - \beta_j^*) \xrightarrow{L} N(0, 1/\sigma_j^*)$ , where  $\hat{\beta}_j^\infty = (\sigma_j + b_j^\infty/\alpha)^{-1}a_j^T \mathbf{y}$ .

*Proof.* We check the characteristic function of  $\sqrt{n}(\hat{\beta}_j^\infty - \beta_j^*)$ :

$$\begin{aligned} & Ee^{it\sqrt{n}(\hat{\beta}_j^\infty - \beta_j^*)} \\ &= E(E(e^{it\sqrt{n}(\hat{\beta}_j^\infty - \beta_j^*)} | b_j^\infty)) \\ &= Ee^{it \frac{-\sqrt{n}b_j^\infty/\alpha}{\sigma_j + b_j^\infty/\alpha} \beta_j^* - \frac{1}{2}t^2 \frac{n\sigma_j}{(\sigma_j + b_j^\infty/\alpha)^2}}. \end{aligned}$$

Since  $b_j^\infty/\alpha \xrightarrow{P} 1/\beta_j^{*2}$  by Theorem B.2, we have that  $it \frac{-\sqrt{n}b_j^\infty/\alpha}{\sigma_j + b_j^\infty/\alpha} \beta_j^* - \frac{1}{2}t^2 \frac{n\sigma_j}{(\sigma_j + b_j^\infty/\alpha)^2} \xrightarrow{P} -\frac{1}{2}t^2/\sigma_j^*$ . So we get the conclusion  $\sqrt{n}(\hat{\beta}_j^\infty - \beta_j^*) \xrightarrow{L} N(0, 1/\sigma_j^*)$  by Lemma B.3 since  $|e^{it \frac{-\sqrt{n}b_j^\infty/\alpha}{\sigma_j + b_j^\infty/\alpha} \beta_j^* - \frac{1}{2}t^2 \frac{n\sigma_j}{(\sigma_j + b_j^\infty/\alpha)^2}}| \leq 1$ .  $\square$

The following theorem shows that the hard truncation works little on the position of the non-zero component when the sample size is large enough.

**Theorem B.5.** If the true coefficient  $\beta_j^* \neq 0$  and  $\alpha \asymp \sqrt{\log n}$ , we have that the probability  $P(|\hat{\beta}_j^\infty|^2 < \sigma_j^{-1} - (\sigma_j + b_j^\infty/\alpha)^{-1}) \xrightarrow{n \rightarrow \infty} 0$ .

*Proof.* By Theorem B.2, we have that  $\sigma_j^{-1} - (\sigma_j + b_j^\infty/\alpha)^{-1} \xrightarrow{P} 0$ . Since  $|\hat{\beta}_j^\infty|^2 \xrightarrow{P} \beta_j^{*2}$  by Theorem B.4,  $|\hat{\beta}_j^\infty|^2 - (\sigma_j^{-1} - (\sigma_j + b_j^\infty/\alpha)^{-1}) \xrightarrow{P} \beta_j^{*2}$ . Thus we get that  $P(|\hat{\beta}_j^\infty|^2 < \sigma_j^{-1} - (\sigma_j + b_j^\infty/\alpha)^{-1}) \xrightarrow{n \rightarrow \infty} 0$ .  $\square$

### Proof of Theorem 2.2

We check the characteristic function of  $\sqrt{n}(\hat{\beta}_j^* - \beta_j^*)$ :

$$Ee^{it\sqrt{n}(\hat{\beta}_j^* - \beta_j^*)} = E(E(e^{it\sqrt{n}(\hat{\beta}_j^* - \beta_j^*)} | b_j^*)) = Ee^{it \frac{-\sqrt{n}b_j^*}{\sigma_j + b_j^*} \beta_j^* - \frac{1}{2}t^2 \frac{n\sigma_j}{(\sigma_j + b_j^*)^2}}.$$

Assume that  $b_j^K = b_j^\infty + \delta$ . So  $|\delta| = O_p(n^s)$  for some  $s < 1/2$ . We have that

$$Ee^{it\sqrt{n}(\hat{\beta}_j^* - \beta_j^*)} = Ee^{it \frac{-\sqrt{n}(b_j^\infty + \delta)/\alpha}{\sigma_j + (b_j^\infty + \delta)/\alpha} \beta_j^* - \frac{1}{2}t^2 \frac{n\sigma_j}{(\sigma_j + (b_j^\infty + \delta)/\alpha)^2}}.$$

Since  $b_j^\infty/\alpha \xrightarrow{P} 1/\beta_j^{*2}$  by Theorem B.2, we get  $it \frac{-\sqrt{n}(b_j^\infty + \delta)/\alpha}{\sigma_j + (b_j^\infty + \delta)/\alpha} \beta_j^* - \frac{1}{2}t^2 \frac{n\sigma_j}{(\sigma_j + (b_j^\infty + \delta)/\alpha)^2} \xrightarrow{P} -\frac{1}{2}t^2/\sigma_j^*$ . Thus we have the conclusion that  $\sqrt{n}(\hat{\beta}_j^* - \beta_j^*) \xrightarrow{L} N(0, 1/\sigma_j^*)$  by Theorem B.3 since  $|e^{it \frac{-\sqrt{n}b_j^*}{\sigma_j + b_j^*} \beta_j^* - \frac{1}{2}t^2 \frac{n\sigma_j}{(\sigma_j + b_j^*)^2}}| \leq 1$ .  $\square$

### Proof of Theorem 2.3

Assume that  $b_j^K = b_j^\infty + \delta$ . So  $|\delta| = O_p(n^s)$  for some  $s < 1$ . Since  $b_j^* = b_j^K/\alpha$ , we have that  $\sigma_j^{-1} - (\sigma_j + b_j^*)^{-1} = \sigma_j^{-1} - (\sigma_j + (b_j^\infty + \delta)/\alpha)^{-1} \xrightarrow{P} 0$  by Theorem B.2. Since  $(\hat{\beta}_j^*)^2 \xrightarrow{P} \beta_j^{*2}$  by Theorem 2.2, we have that  $(\hat{\beta}_j^*)^2 - (\sigma_j^{-1} - (\sigma_j + b_j^*)^{-1}) \xrightarrow{P} \beta_j^{*2}$ . So  $P((\hat{\beta}_j^*)^2 < \sigma_j^{-1} - (\sigma_j + b_j^*)^{-1}) \xrightarrow{n \rightarrow \infty} 0$ .  $\square$