

Proactive Optimization with Unsupervised Learning

Jiajun Wu, Chengjian Sun and Chenyang Yang
 Beihang University, Beijing, China
 Email: {jiajunwu,sunchengjian,cyyang}@buaa.edu.cn

Abstract—Deep learning has been applied for policy optimization and information prediction. Proactive resource allocation, which needs both optimization and prediction, has shown promising gain in boosting network performance and improving user experience. Earlier research efforts focus on optimizing proactive policies under the assumption of knowing the required future information. Recently, the required information has been shown predictable with machine learning, which are then treated as the true value in the optimization. In this paper, we introduce a unified framework for optimization and prediction called *proactive optimization*, where the future information is implicitly predicted from historical observations under the same objective with policy optimization in a single step. To solve such a problem that depends on the conditional distribution of future information given current and past information, we transform the problem equivalently to a problem depending on the joint distribution of future and historical information. Then, we resort to stochastic optimization to learn the joint distribution and resort to unsupervised learning with neural networks to learn the optimal policy. The neural networks can be trained offline, or in an on-line manner to adapt to the dynamic environment. We take proactive caching and bandwidth allocation as a concrete example, where the objective function is the conditional expectation of successful offloading probability taken over the unknown popularity given the historically observed popularity. We use simulation to validate the proposed framework and compare with existing “first-predict-then-optimize” framework.

Index Terms—Proactive resource allocation, unsupervised learning, stochastic optimization, caching policy

I. INTRODUCTION

Machine learning is applied for designing fifth generation and beyond cellular networks from diverse aspects such as resource optimization and information prediction [1–8]. Proactive resource allocation, say proactive edge caching [5, 8–11] and predictive radio resource allocation [3, 4, 6, 7, 12, 13], has been shown as a promising approach to improve network performance and user experience.

Most research efforts adopt a model-based methodology of “first-predict-then-optimize”, where prediction and optimization are designed and implemented in two steps with different objectives. To show the potential of harnessing future information, various proactive policies are optimized towards objectives such as throughput under the assumption of perfect prediction. For example, the file popularity in the next cache-update duration is assumed known for proactive caching [9–11], and the data rates or user trajectories in the next tens of seconds are assumed known for predictive resource allocation [7, 12]. To make proactive policies viable, machine learning techniques are employed to predict the required information, where the learning models are trained

using the historical data to minimize a loss function such as mean square error [13]. Then, by regarding the predicted information as the true value for optimization, the proactive policy can be obtained [8, 13].

The essential goals of both learning to optimize policies and predicting required information lie in learning the input-output relations, whereas deep learning is good at learning relations. Inspired by such facts, in this paper we introduce a new model-based framework, *proactive optimization*, which employs deep neural networks (DNNs) for optimization and prediction in a single step towards the same objective/loss function. Similar to the reinforcement learning-based solutions [5, 6], the proactive policies can be optimized together with implicit prediction in our framework. Different from reinforcement learning that is a model-free framework, the policies can be learned by harnessing available models in the form of the gradient of the objective with respect to the variables to be optimized. If the information is predictable, the proposed framework yields a proactive policy where the future information is predicted together with the policy optimization towards the same objective. Otherwise, the solution degenerates to the policy optimized with an objective function averaged over the statistics of future information [14].

To unify the policy optimization and information prediction for general proactive resource allocation, we formulate a problem whose objective function is the conditional expectation of future information given the past observation. To circumvent the difficulty in learning the conditional expectation from historical observations, we transform the proactive optimization problem into an equivalent form, which can be solved by the unsupervised deep learning [2]. To demonstrate how to apply the *proactive optimization* framework, we take proactive femto-caching as a concrete example. In particular, we jointly optimize caching policy and bandwidth allocation according to the past file popularity to maximize the successful offloading probability (SOP). To address the challenge of using unsupervised learning to predict file popularity embedded in the proactive resource optimization, we use the Lagrangian that contains the dynamic popularity as the loss function, and sample the current and historical popularity of every file to compute the gradients of the loss function with respect to the optimization parameters for updating the weights in the DNNs. In this way, our framework can adapt to dynamic environment immediately by on-line updation. We use a real dataset to validate the proposed framework, and compare with the other model-based framework of “first-predict-then-optimize”.

The rest of the paper is arranged as follows: we first introduce the proactive optimization framework in Section II. We formulate a proactive caching and bandwidth allocation problem for an example femto-caching network in Section III. Then, we show how to solve the proactive optimization problem with unsupervised learning for the example problem in section IV, and test the performance in Section V. Finally, we conclude in Section VI.

II. PROACTIVE OPTIMIZATION FRAMEWORK

Consider general proactive resource allocation problems with objective function $J(\cdot)$ and constraint function $c(\cdot)$, where variable x^t is optimized based on historical observation h^{t-1} . The optimization problems for proactive resource allocation with and without prediction can be unified as follows

$$\begin{aligned} \max_{x^t} \mathbb{E}_{f^t|h^{t-1}} \{J(f^t, x^t)\} \\ \text{s.t. } c(x^t, h^{t-1}) \leq 0, \end{aligned} \quad (1)$$

where the variable x^t is optimized and the future information f^t is predicted both according to the historical observation h^{t-1} , $\mathbb{E}_{f^t|h^{t-1}} \{\cdot\}$ denotes the conditional expectation taken over f^t given the observation h^{t-1} .

In this generic formulation, x^t may represent a single variable (say transmit power to a user) or multiple variables (say transmit powers to multiples users or transmit powers and bandwidths allocated to users). h^{t-1} represents one or more observations before time period t . f^t (or h^{t-1}) may represent a single environment parameter (say a channel gain) or multiple parameters (say a channel vector). f^t may be the same type of parameter as h^{t-1} (say f^t is the popularity of a file in time period t and h^{t-1} represents the popularity of the file in previous time periods), where $\{f^t, h^{t-1}\}$ is a time series (say dynamic popularity of the file). f^t may also be the parameter differing from but relating to h^{t-1} (say f^t is the average channel gain of a user in time period t while h^{t-1} represents the locations of the user in previous time periods).

Stochastic optimization is a powerful tool for finding the solution of a problem with unknown distribution via sampling the random variables, which however is not applicable to the problem in (1). Different from the optimization that accounts for the uncertainty of future information but not exploiting the historical observations [14], which requires distribution $\mathbb{P}\{f^t\}$, *proactive optimization* problem in (1) depends on the conditional distribution $\mathbb{P}\{f^t | h^{t-1}\}$, which is hard to estimate in practice. This is because the historical observations are recorded from real environments, which cannot not be generated with unknown conditional distribution. For the observations of $\{f^t, h^{t-1}\}$ recorded in the past that are random sequences, one realization of h^{t-1} corresponds to only one realization of f^t . Yet multiple realizations of f^t are required to learn the conditional distribution $\mathbb{P}\{f^t | h^{t-1}\}$. As a result, solving the *proactive optimization* problem is non-trivial. Moreover, the conditional distribution may change with time in dynamic environment, which calls for on-line optimization.

To circumvent this difficulty, we transform the *proactive optimization* problem in (1) into an equivalent form, which optimizes the relation between the concerned variable and the historical observations denoted as $x^t(h^{t-1})$,

$$\begin{aligned} \max_{x^t(h^{t-1})} \mathbb{E}_{h^{t-1}} \{ \mathbb{E}_{f^t|h^{t-1}} \{ J(f^t, x^t(h^{t-1})) \} \} \\ \text{s.t. } c(x^t(h^{t-1}), h^{t-1}) \leq 0, \end{aligned} \quad (2)$$

where $\mathbb{E}_{h^{t-1}} \{ \mathbb{E}_{f^t|h^{t-1}} \{ \cdot \} \} = \mathbb{E}_{f^t, h^{t-1}} \{ \cdot \}$ is the joint expectation taken over $\{f^t, h^{t-1}\}$.

According to Appendix A in [2], the problem in (1) is equivalent to the problem in (2) in terms of yielding the same optimal solution. The problem in (2) can be solved by stochastic optimization, because the joint distribution $\mathbb{P}\{f^t, h^{t-1}\}$ can be estimated from samples of $\{f^t, h^{t-1}\}$. We can resort to unsupervised learning [1, 2] to find the solution of this equivalent problem with DNNs, which can be implemented in an on-line manner. Since $x^t(h^{t-1})$ is optimized with DNNs, the optimal proactive policy can be obtained with forward propagation in real-time.

III. FORMULATION FOR AN EXAMPLE PROBLEM

Consider a cellular network, where the base stations (BSs) and users are located following two independent Poisson point processes denoted as Φ_b and Φ_u with intensity λ_b and λ_u , respectively. Each BS with a single antenna is connected to the core network via backhaul, and can cache C files. Each user with a single antenna requests files from a content library with F files.

Time is discretized into period each with cache update duration. Denote the file popularity in the t th time period as $\mathbf{p}^t = [p_1^t, \dots, p_F^t]$, where $p_f^t \in [0, 1]$ is the probability that the f th file is requested by all users in the period satisfying $\sum_{f=1}^F p_f^t = 1$. Consider a probabilistic caching policy $\mathbf{q}^t = [q_1^t, \dots, q_F^t]$, where $q_f^t \in [0, 1]$ is the probability that the f th file is cached at each BS in the t th time period satisfying $\sum_{f=1}^F q_f^t \leq C$. Once \mathbf{q}^t is determined, the files are cached according to the method proposed in [10].

The user requests the f th file is associated to the nearest BS that caches the f th file. During off-peak time, some BSs may not be associated with users, which are muted. Denote the probability of each BS being active as p_a .

To avoid inter-cell interference, consider a random bandwidth allocation policy, where the total bandwidth W of the network is divided into I^t subbands, where I^t is an integer. In the t th time period, each BS transmits over a randomly selected subband occupying $\beta^t W$ bandwidth, where $\beta^t = 1/I^t$ is a bandwidth allocation factor. Each BS has transmit power P . When a BS is associated with more than one user, the BS serves the users with frequency division multiple access, where the power and the bandwidth of the BS are equally allocated to each associated user. For a user requesting the f th file and being associated with BS b_0 serving U_f^t users, the received signal-to-interference ratio is $\gamma_f^t = \frac{(P/U_f^t)g_0 r_0^{-\alpha}}{\sum_{i \in \Phi_{b_0}^t} (P/U_f^t)g_i r_i^{-\alpha}} = \frac{g_0 r_0^{-\alpha}}{\sum_{i \in \Phi_{b_0}^t} g_i r_i^{-\alpha}}$, where g_0 and

g_i are the channel gains from the user to the associated BS and other BSs, respectively, r_0 and r_i are the corresponding distances, α is the path-loss coefficient, and $\Phi_{b_0}^t$ is the set of the other active BSs sharing the same subband with BS b_0 . Then, the achievable data rate is $R_f^t = \frac{\beta^t W}{U_f^t} \log_2(1 + \gamma_f^t)$.

We formulate a joint bandwidth and caching resource optimization problem to maximize the SOP of this example system. SOP is defined as the probability that a user can be served with a data rate higher than a threshold R_0 by a BS that caches the requested file, which can be expressed as,

$$p_s(\mathbf{p}^t, \beta^t, \mathbf{q}^t) \triangleq \sum_{f=1}^F \sum_{n=1}^{\infty} p_f^t \Pr\{U_f^t = n\} \Pr\{R_f^t \geq R_0\},$$

where $\Pr\{\cdot\}$ denotes the probability. According to Proposition 1 in [11], the SOP can be approximated as

$$p_s(\mathbf{p}^t, \beta^t, \mathbf{q}^t) \approx \sum_{f=1}^F \frac{p_f^t q_f^t}{q_f^t + p_a \beta^t \left(q_f^t Z_{1, \gamma_{0, \beta}^t} + K \left(1 - q_f^t \right) \left(\gamma_{0, \beta}^t \right)^{\frac{2}{\alpha}} \right)}, \quad (3)$$

where $p_a \approx 1 - \left(1 + \frac{\lambda_u}{3.5 \lambda_b} \right)^{-3.5}$, $Z_{1, \gamma_{0, \beta}^t} = \left(\gamma_{0, \beta}^t \right)^{\frac{2}{\alpha}} \int_{\left(\gamma_{0, \beta}^t \right)^{-\frac{2}{\alpha}} - \frac{1}{1+x^{\frac{\alpha}{2}}}}^{\infty} dx$, $K = \Gamma\left(1 - \frac{2}{\alpha}\right) \Gamma\left(1 + \frac{2}{\alpha}\right) \Gamma(1)^{-1}$, $\gamma_{0, \beta}^t \approx 2^{\frac{R_0}{\beta^t W} (1 + 1.28 \frac{\lambda_u}{\lambda_b})} - 1$, and $\Gamma(\cdot)$ denotes the Gamma function. The approximation in (3) is accurate when $\frac{\lambda_u}{\lambda_b} \ll 1$ [11].

When the popularity \mathbf{p}^t is known in advance at the start of the t th time period, the bandwidth allocation factor β^t and the caching policy \mathbf{q}^t for the t th time period can be jointly optimized from the following optimization problem,

$$\mathbf{P0} : \max_{\beta^t, \mathbf{q}^t} p_s(\mathbf{p}^t, \beta^t, \mathbf{q}^t) \quad (4a)$$

$$\text{s.t. } \sum_{f=1}^F q_f^t \leq C, \quad (4b)$$

$$0 < \beta^t \leq 1, \quad (4b)$$

$$0 \leq q_f^t \leq 1. \quad (4c)$$

In practice, file popularity is unknown *a priori*. To optimize proactive caching for the t th time period, \mathbf{p}^t needs to be predicted from the historically observed popularities $\mathbf{h}^{t-1} \triangleq [\mathbf{p}^{t-1}, \dots, \mathbf{p}^{t-\tau}]$ in an observation window composing τ time periods. A widely used divide-and-conquer strategy is to first predict the popularity and then treat the predicted popularity as the true value to solve **P0**.

Since \mathbf{p}^t can be inferred from \mathbf{h}^{t-1} , we can allocate the caching and bandwidth resources at the start of the t th time period according to the past observations \mathbf{h}^{t-1} . Under the proactive optimization framework, the optimization problem can be formulated as follows,

$$\mathbf{P1} : \max_{\beta^t, \mathbf{q}^t} \mathbb{E}_{\mathbf{p}^t | \mathbf{h}^{t-1}} \{ p_s(\mathbf{p}^t, \beta^t, \mathbf{q}^t) \} \quad (4a), (4b), (4c),$$

where $\mathbb{E}_{\mathbf{p}^t | \mathbf{h}^{t-1}} \{\cdot\}$ denotes the conditional expectation taken

over \mathbf{p}^t given \mathbf{h}^{t-1} .

Solving problem **P1** is challenging, because the conditional distribution $\mathbb{P}\{\mathbf{p}^t | \mathbf{h}^{t-1}\}$ is unknown. In the next section, we show how to convert **P1** into an equivalent form, which requires joint distribution. Then, we solve the equivalent problem with unsupervised learning.

For notational simplicity, we use \mathbf{h} to represent \mathbf{h}^{t-1} in the rest of the paper unless otherwise specified.

IV. PROACTIVE OPTIMIZATION WITH UNSUPERVISED LEARNING FOR THE EXAMPLE PROBLEM

To use stochastic optimization, we convert **P1** into the following problem as we transform (1) into (2), which finds the optimal policies as functions of the historical observation, $\beta^t(\mathbf{h})$ and $\mathbf{q}^t(\mathbf{h})$, to maximize the expectation of the objective function in **P1** over \mathbf{h} ,

$$\mathbf{P2} : \max_{\beta^t(\mathbf{h}), \mathbf{q}^t(\mathbf{h})} \mathbb{E}_{\mathbf{h}} \{ \mathbb{E}_{\mathbf{p}^t | \mathbf{h}} \{ p_s(\mathbf{p}^t, \beta^t(\mathbf{h}), \mathbf{q}^t(\mathbf{h})) \} \} \quad (4a), (4b), (4c),$$

where $\mathbb{E}_{\mathbf{h}} \{ \mathbb{E}_{\mathbf{p}^t | \mathbf{h}} \{ \cdot \} \} = \mathbb{E}_{\mathbf{p}^t, \mathbf{h}} \{ \cdot \}$, which is the joint expectation taken over $(\mathbf{p}^t, \mathbf{h})$ and can be learned via sampling.

Problem **P1** can be solved by solving problem **P2** via stochastic optimization. To tackle with the constraints, we reconsider problem **P2** in its dual domain. The Lagrangian function of **P2** can be expressed as $\mathbb{E}_{\mathbf{p}^t, \mathbf{h}} \{ L(\mathbf{p}^t, \beta^t(\mathbf{h}), \mathbf{q}^t(\mathbf{h}), \boldsymbol{\xi}^t(\mathbf{h})) \}$, where

$$L(\mathbf{p}^t, \beta^t(\mathbf{h}), \mathbf{q}^t(\mathbf{h}), \boldsymbol{\xi}^t(\mathbf{h})) = p_s(\mathbf{p}^t, \beta^t(\mathbf{h}), \mathbf{q}^t(\mathbf{h})) - \xi_c^t(\mathbf{h}) \left(\sum_{f=1}^F q_f^t(\mathbf{h}) - C \right) - \sum_{f=1}^F \xi_f^t(\mathbf{h}) (q_f^t(\mathbf{h}) - 1),$$

$\boldsymbol{\xi}^t(\mathbf{h}) = [\xi_c^t(\mathbf{h}), \xi_f^t(\mathbf{h})]$ are the Lagrange multipliers, and $\xi_f^t(\mathbf{h}) = [\xi_1^t(\mathbf{h}), \dots, \xi_F^t(\mathbf{h})]$. Then, problem **P2** can be transformed into the following primal-dual problem,

$$\mathbf{P3} : \min_{\boldsymbol{\xi}^t(\mathbf{h})} \max_{\beta^t(\mathbf{h}), \mathbf{q}^t(\mathbf{h})} \mathbb{E}_{\mathbf{p}^t, \mathbf{h}} \{ L(\mathbf{p}^t, \beta^t(\mathbf{h}), \mathbf{q}^t(\mathbf{h}), \boldsymbol{\xi}^t(\mathbf{h})) \} \quad (4b), \xi_c^t(\mathbf{h}), \xi_f^t(\mathbf{h}), q_f^t(\mathbf{h}) \geq 0.$$

Problem **P3** is a functional optimization problem [15], since the “variables” to be optimized are functions. To solve such a problem, we resort to the unsupervised learning framework in [2]. Specifically, we introduce three neural networks $\tilde{\beta}(\mathbf{h}; \theta_\beta)$, $\tilde{\mathbf{q}}(\mathbf{h}; \theta_{\mathbf{q}}) = [\tilde{q}_1(\mathbf{h}; \theta_{\mathbf{q}}), \dots, \tilde{q}_F(\mathbf{h}; \theta_{\mathbf{q}})]$ and $\tilde{\boldsymbol{\xi}}(\mathbf{h}; \theta_{\boldsymbol{\xi}}) = [\tilde{\xi}_c(\mathbf{h}; \theta_{\xi_c}), \tilde{\xi}_f(\mathbf{h}; \theta_{\xi_f})]$ to approximate $\beta^t(\mathbf{h})$, $\mathbf{q}^t(\mathbf{h})$ and $\boldsymbol{\xi}^t(\mathbf{h})$, where θ_β , $\theta_{\mathbf{q}}$, and $\theta_{\boldsymbol{\xi}} = [\theta_{\xi_c}, \theta_{\xi_f}]$ are the model parameters of the neural networks, respectively.

To ensure (4b), Sigmoid (i.e., $y = \frac{1}{1+e^{-x}}$) is used as the activation function for the output layer of $\tilde{\beta}(\mathbf{h}; \theta_\beta)$. To ensure $\xi_c^t(\mathbf{h}), \xi_f^t(\mathbf{h}) \geq 0$, Softplus (i.e., $y = \log(1 + e^x)$) is used as the activation function for the output layer of $\tilde{\boldsymbol{\xi}}(\mathbf{h}; \theta_{\boldsymbol{\xi}})$. Considering that there are many unpopular files

whose optimal caching probabilities are zero, we use ReLU (i.e., $y = \max\{x, 0\}$) as the activation function for the output layer of $\tilde{\mathbf{q}}(\mathbf{h}; \theta_{\mathbf{q}})$, whose output can exactly be zero.

By replacing $\beta^t(\mathbf{h})$, $\mathbf{q}^t(\mathbf{h})$ and $\xi^t(\mathbf{h})$ with $\tilde{\beta}(\mathbf{h}; \theta_{\beta})$, $\tilde{\mathbf{q}}(\mathbf{h}; \theta_{\mathbf{q}})$ and $\tilde{\xi}(\mathbf{h}; \theta_{\xi})$, respectively, problem **P3** can be rewritten as the following variable optimization problem,

$$\mathbf{P4} : \min_{\theta_{\xi}} \max_{\theta_{\beta}, \theta_{\mathbf{q}}} \mathbb{E}_{\mathbf{p}^t, \mathbf{h}} \left\{ L(\mathbf{p}^t, \tilde{\beta}(\mathbf{h}; \theta_{\beta}), \tilde{\mathbf{q}}(\mathbf{h}; \theta_{\mathbf{q}}), \tilde{\xi}(\mathbf{h}; \theta_{\xi})) \right\}$$

To solve problem **P4**, we can employ the primal-dual stochastic gradient method by using the objective function of **P4** as the loss function. In particular, the model parameters $(\theta_{\beta}, \theta_{\mathbf{q}})$ and θ_{ξ} are updated along the ascent and descent directions of sample-averaged gradients, respectively. The iterative formula is provided in Appendix A, where a batch of samples are used for updating the DNN parameters in each iteration. By sampling $(\mathbf{p}^t, \mathbf{h})$ from the environment, the DNNs can learn the joint distribution $\mathbb{P}\{\mathbf{p}^t, \mathbf{h}\}$. In this way, the proactive optimization problem in **P1** with implicit prediction is solved by finding the solution of **P4**.

The DNNs used for making the decision for optimization is shown in Fig. 1. With the trained DNNs, the optimal solution of $\beta^t(\mathbf{h})$ and $\mathbf{q}^t(\mathbf{h})$ can be obtained in real-time via forward propagation at the start of the t th time period.

The DNNs can be trained either in an off-line or on-line manner. By taking the batch size in Appendix A as one, i.e., $|\mathcal{B}| = 1$, and using the observed sample $(\mathbf{p}^{(t-1)}, \mathbf{h}^{(t-2)})$ to update the model parameters $(\theta_{\beta}, \theta_{\mathbf{q}})$ and θ_{ξ} at the start of the t th period, the DNNs can be trained on-line to optimize the policy for the t th time period. Since the training samples are generated by observing environment dynamically, the DNNs can track the change of the conditional distribution $\mathbb{P}\{\mathbf{p}^t | \mathbf{h}\}$.

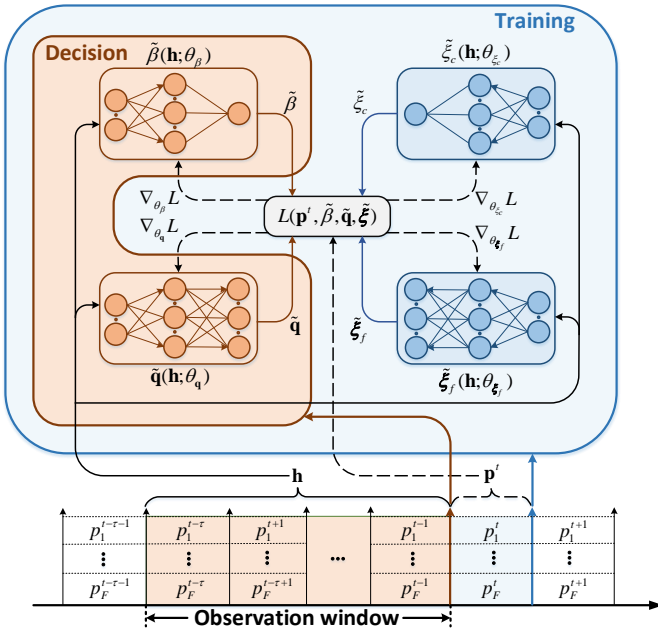


Fig. 1. Decision and training for proactive optimization with DNNs.

V. SIMULATION RESULTS

In this section, we evaluate the performance of the proposed framework in the example system. To show the impact of dynamic popularity on the optimized policy with implicit popularity prediction, we use a real dataset for simulation.

The densities of the BSs and users are set as $\lambda_b = \lambda_u = 5/(250^2\pi) \text{ m}^{-2}$. The transmit power is $P = 30 \text{ dBm}$. The total bandwidth is $W = 20 \text{ MHz}$. The data rate threshold is $R_0 = 2 \text{ Mbps}$. The path loss exponent is $\alpha = 3.7$ [16]. The caching and bandwidth allocation policy is updated each day, and the observation window is set with length of $\tau = 5$ days.

A. Real Dataset and Sample Generation

We consider a YouKu (a famous video on demand website in China) dataset, which consists of 239927 requests for 110600 files from 11205 anonymized users in a 2 km^2 region during 86 consecutive days from Aug. 28th to Nov. 21st, 2016. In the dataset, approximately 98% of the files are with less than 10 requests in total, which are unnecessary to cache. Hence, training samples are only generated from the requests for 2% files in the dataset. To generate sufficient samples for training the DNNs, we use the following repeat-sampling method.¹ Denote a record of the f th file as $[p_f^t; p_f^{t-1}, \dots, p_f^{t-\tau}]$, where p_f^j ($j = t, \dots, t - \tau$) is the popularity estimated from dividing the number of requests for the f th file by the total number of requests for these 2% files in the j th time period. We generate multiple records by sliding the observation window from the 2nd day to the 86th day, and then we can generate a set with 19558 records for these files, denoted as \mathcal{N}_r . When generating a sample for unsupervised learning (say $(\mathbf{p}^t, \mathbf{h})$), we randomly select F records from the set \mathcal{N}_r .

To generate training and test samples, we first divide \mathcal{N}_r into two sets \mathcal{N}_{tr} and \mathcal{N}_{te} , which respectively occupy 80% and 20% of all records. Then, 10000 training samples and 100 test samples are generated from \mathcal{N}_{tr} and \mathcal{N}_{te} by using the repeat-sampling method, respectively. We further divide the training samples into two sets respectively to train the DNNs and to tune the hyper-parameters, which respectively occupy 75% and 25% of all the training samples.

B. Caching Performance

We evaluate the SOP achieved by the proposed framework (with legend ‘‘Unsup’’) by comparing with a method of learning to optimize using supervised learning (with legend ‘‘Sup’’) and the method of ‘‘first-predict-then-optimize’’ (with legend ‘‘Preopt’’).

For the method ‘‘Sup’’, we also use DNNs to approximate the functions $\beta^t(\mathbf{h})$ and $\mathbf{q}^t(\mathbf{h})$. In order to train the DNNs with supervision, we first generate labels, each is obtained by solving **P0** with interior point method given a true value of \mathbf{p}^t , denoted as $(\beta^*(\mathbf{p}^t), \mathbf{q}^*(\mathbf{p}^t))$. By generating labels in this way, the DNNs can also predict the popularity implicitly,

¹We have also simulated using the popularity synthesized with the shot noise model widely-applied for caching [17], and found that the results are similar. Such a repeat-sampling is unnecessary for the synthesized dataset.

since the policies for the t th time period are optimized at the start of the t th period using real popularity at the period \mathbf{p}^t . Then, $(\beta^*(\mathbf{p}^t), \mathbf{q}^*(\mathbf{p}^t); \mathbf{h})$ is the training sample for supervised learning. After generating multiple training samples, we can use the empirical mean square error between the output of the DNN with input \mathbf{h} and the expected output $(\beta^*(\mathbf{p}^t), \mathbf{q}^*(\mathbf{p}^t))$ (i.e., the labels) as the loss function to train the DNNs.

The method of ‘‘Preopt’’ first predicts the popularity for each file using a linear model [18], then optimizes the caching and bandwidth allocation policy from $\mathbf{P0}$ with interior-point method by treating the predicted popularity as the true value.

Since the learning models of ‘‘Unsup’’ and ‘‘Preopt’’ can only be trained off-line, all the following results are obtained by the models that are well-trained in an off-line manner for a fair comparison.

To reflect the impact of implicit prediction embedded in proactive optimization, we also show the performance achieved by the methods using unsupervised and supervised learning with known popularity, where the two methods are only used to learn the optimal policy from $\mathbf{P0}$. In this case, the input of the DNNs is the true value of future popularity rather than the historically recorded popularity.

We set $F = 50$, and $C = 5$. After fine tuning, the hyper-parameters for unsupervised learning are shown in Table I. where $\tilde{\mathbf{q}}$, $\tilde{\beta}$, $\tilde{\xi}_c$ and $\tilde{\xi}_f$ denote the DNNs for optimizing caching policy, bandwidth policy, and multipliers, respectively. The hyper-parameters of the DNNs for the supervised learning are the same as those in $\tilde{\mathbf{q}}$ and $\tilde{\beta}$ for unsupervised learning. For all these DNNs, the learning rate is $0.1/(1+0.001i)$ in the i th iteration, the batch size is 30, and the activation function for hidden layers is ReLU function.

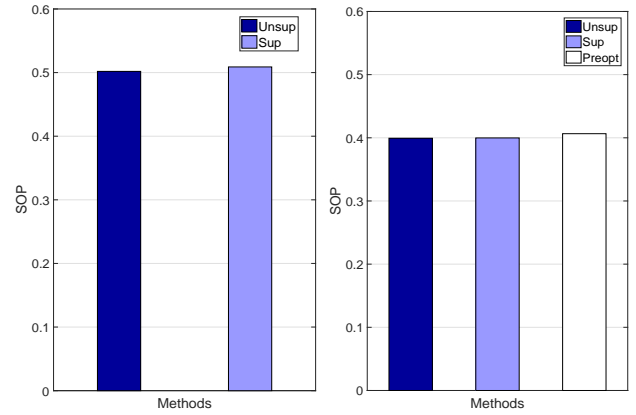
TABLE I
HYPER-PARAMETERS FOR UNSUPERVISED LEARNING.

Hyper-Parameters	Policy		Multipliers	
	$\tilde{\mathbf{q}}$	$\tilde{\beta}$	$\tilde{\xi}_c$	$\tilde{\xi}_f$
Number of hidden layers	3	1	1	2
Number of nodes in each hidden layer	500	200	200	200

In Fig. 2, we compare the SOP achieved by different methods with known and unknown popularity on the test set, respectively. We can see a performance loss caused by the explicit and implicit prediction. The proposed framework with unsupervised learning is slightly inferior to the method with supervised learning, and both perform closely to the ‘‘Preopt’’ method. Nevertheless, with the proposed framework of unsupervised learning, the complexity for generating the labels for supervised learning can be avoided, and only a single step is required for prediction and optimization.

C. Computational and Sample Complexity

As shown in Fig. 1, the dimension of the input of the DNNs increases with the size of content library F , which



(a) Perfectly predicted popularity. (b) Explicitly or implicitly predicted popularity.

Fig. 2. Caching performance achieved by different frameworks.

affects the both computational and sample complexity of the unsupervised learning. In the following, we study the impact of the library size, where cache size is set as $C = \frac{1}{10}F$.

After fine tuning, the number of nodes in each hidden layer for different values of F is shown in Table II. Other hyper-parameters are the same as in section V-B.

TABLE II
NUMBER OF NODES IN EACH HIDDEN LAYER.

	Policies		Multipliers	
	$\tilde{\mathbf{q}}$	$\tilde{\beta}$	$\tilde{\xi}_c$	$\tilde{\xi}_f$
$F = 10$	50	50	50	50
$F = 20$	100	50	50	50
$F = 50$	500	200	200	200
$F = 100$	500	200	200	200

In Fig. 3, we provide the computational and sample complexity under different library sizes, which are defined as the minimal numbers of epoches and samples required for unsupervised learning to achieve 95% of the SOP achieved by ‘‘Preopt’’, respectively. It is shown that the scaling law of the training complexity versus library size can be well fitted by the power function $y = ax^b$, where the fitting parameters a and b are provided in the legends.

VI. CONCLUSIONS AND DISCUSSIONS

In this paper, we introduced a model-based framework of *proactive optimization* to find the optimal proactive resource allocation policy from historical observations, where the required future information is implicitly predicted. We showed how to formulate and solve a *proactive optimization* problem by taking proactive caching and bandwidth allocation problem as an example, where the popularity is unknown *a priori*. The proposed framework can be trained on-line for adapting

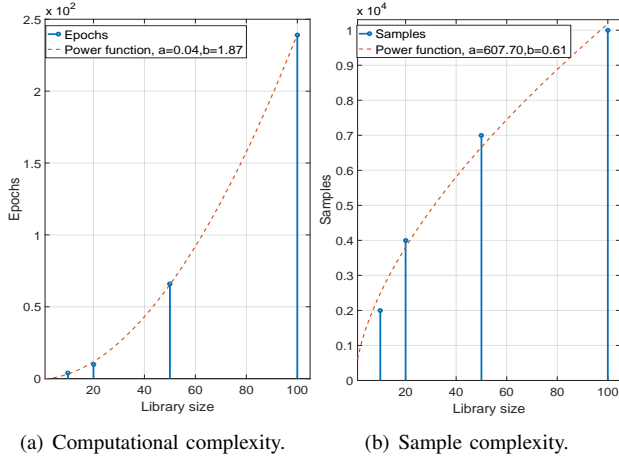


Fig. 3. Training complexity versus file sizes, where the number of training samples is 10000 in (a) and the number of epochs is 300 in (b).

to the dynamic environment, and the well-trained DNNs can make the decision in real-time. Simulation results for the example problem and dataset showed that the unified framework for prediction and optimization can achieve comparable caching performance to the framework of supervised learning without the need of generating labels and to the method of “first-predict-then-optimize” without the need of two steps. How to applying the *proactive optimization* framework to other wireless tasks deserves further investigation.

APPENDIX A ITERATION FORMULAS

For notational simplicity, we let $\tilde{\mathbf{q}}, \tilde{\beta}, \tilde{\xi}_c$ and $\tilde{\xi}_f$ denote $\tilde{\mathbf{q}}(\mathbf{h}; \theta_{\mathbf{q}})$, $\tilde{\beta}(\mathbf{h}; \theta_{\beta})$, $\tilde{\xi}_c(\mathbf{h}; \theta_{\xi_c})$ and $\tilde{\xi}_f(\mathbf{h}; \theta_{\xi_f})$ in appendix, respectively.

Let \mathcal{B} denote a batch of realizations of $(\mathbf{p}^t, \mathbf{h})$ and denote $|\mathcal{B}|$ as the number of the realizations. Then, the primal and dual variables are updated by

$$\begin{aligned} \theta_{\mathbf{q}}^{i+1} &\leftarrow \theta_{\mathbf{q}}^i + \frac{\delta}{|\mathcal{B}|} \sum_{(\mathbf{h}, \mathbf{p}^t) \in \mathcal{B}} \nabla_{\theta_{\mathbf{q}}} \tilde{\mathbf{q}} \\ &\quad \left[\nabla_{\mathbf{q}^t} p_s(\mathbf{p}^t, \beta^t, \mathbf{q}^t) \Big|_{\beta^t = \tilde{\beta}, \mathbf{q}^t = \tilde{\mathbf{q}}} - \tilde{\xi}_c - \tilde{\xi}_f \right], \\ \theta_{\beta}^{i+1} &\leftarrow \theta_{\beta}^i + \frac{\delta}{|\mathcal{B}|} \sum_{(\mathbf{h}, \mathbf{p}^t) \in \mathcal{B}} \nabla_{\theta_{\beta}} \tilde{\beta} \nabla_{\beta^t} p_s(\mathbf{p}^t, \beta^t, \mathbf{q}^t) \Big|_{\beta^t = \tilde{\beta}, \mathbf{q}^t = \tilde{\mathbf{q}}}, \\ \theta_{\xi_c}^{i+1} &\leftarrow \theta_{\xi_c}^i + \frac{\delta}{|\mathcal{B}|} \sum_{(\mathbf{h}, \mathbf{p}^t) \in \mathcal{B}} \nabla_{\theta_{\xi_c}} \tilde{\xi}_c \left(\sum_{f=1}^F \tilde{q}_f - C \right), \\ \theta_{\xi_f}^{i+1} &\leftarrow \theta_{\xi_f}^i + \frac{\delta}{|\mathcal{B}|} \sum_{(\mathbf{h}, \mathbf{p}^t) \in \mathcal{B}} \nabla_{\theta_{\xi_f}} \tilde{\xi}_f (\tilde{\mathbf{q}} - 1), \end{aligned}$$

where $\nabla_{\mathbf{x}} \mathbf{y} = [(\nabla_{\mathbf{x}} y_1), \dots, (\nabla_{\mathbf{x}} y_m)]$ denotes the transpose of Jacobian matrix, $\nabla_{\mathbf{x}} y = [\frac{\partial y}{\partial x_1}, \dots, \frac{\partial y}{\partial x_n}]^T$ denotes the gradient, $\tilde{\xi}_c = [\tilde{\xi}_c, \dots, \tilde{\xi}_c]$ is a F -dimension vector, δ is learning rate, and $(\cdot)^T$ denotes the transpose of a vector.

According to the expression of SOP in (3), the elements of the gradients $\nabla_{\mathbf{q}^t} p_s(\mathbf{p}^t, \beta^t, \mathbf{q}^t)$ and $\nabla_{\beta^t} p_s(\mathbf{p}^t, \beta^t, \mathbf{q}^t)$ can be computed as,

$$\begin{aligned} \frac{\partial p_s(\mathbf{p}^t, \beta^t, \tilde{\mathbf{q}}^t)}{\partial q_f^t} &= \frac{K p_a p_f^t \beta^t (\gamma_{0,\beta}^t)^{\frac{2}{\alpha}}}{\kappa_f^2}, \\ \nabla_{\beta^t} p_s(\mathbf{p}^t, \beta^t, \mathbf{q}^t) &= - \sum_{f=1}^F \left\{ \frac{p_a p_f^t q_f^t}{\kappa_f^2} \left[q_f^t (Z_{1,\gamma_{0,\beta}^t} + \beta^t \frac{dZ_{1,\gamma_{0,\beta}^t}}{d\beta^t}) \right. \right. \\ &\quad \left. \left. + K(1 - q_f^t) (\gamma_{0,\beta}^t)^{\frac{2}{\alpha}} \left(1 + \frac{2}{\alpha} \beta^t (\gamma_{0,\beta}^t)^{-1} \frac{d\gamma_{0,\beta}^t}{d\beta^t} \right) \right] \right\}, \end{aligned}$$

where $\kappa_f = q_f^t + p_a \beta^t (q_f^t Z_{1,\gamma_{0,\beta}^t} + K(1 - q_f^t) (\gamma_{0,\beta}^t)^{\frac{2}{\alpha}})$, $\frac{dZ_{1,\gamma_{0,\beta}^t}}{d\beta^t} = \frac{2}{\alpha} \frac{d\gamma_{0,\beta}^t}{d\beta^t} ((\gamma_{0,\beta}^t)^{\frac{2}{\alpha}-1} \int_{(\gamma_{0,\beta}^t)^{-\frac{2}{\alpha}}}^{\infty} \frac{1}{1+x^{\frac{\alpha}{2}}} dx + \frac{(\gamma_{0,\beta}^t)^{-1}}{1+(\gamma_{0,\beta}^t)^{-1}})$, and $\frac{d\gamma_{0,\beta}^t}{d\beta^t} \approx -\frac{R_0}{(\beta^t)^2 W} (1 + 1.28 \frac{\lambda_u}{\lambda_b}) 2^{\frac{R_0}{\beta^t W} (1 + 1.28 \frac{\lambda_u}{\lambda_b})} \ln 2$.

REFERENCES

- [1] M. Eisen, C. Zhang, L. F. O. Chamon, D. D. Lee, and A. Ribeiro, “Learning optimal resource allocations in wireless systems,” *IEEE Trans. on Signal Proc.*, vol. 67, no. 10, pp. 2775–2790, May 2019.
- [2] C. Sun and C. Yang, “Learning to optimize with unsupervised learning: Training deep neural networks for URLLC,” *IEEE PIMRC*, 2019.
- [3] A. Alkhateeb, S. Alex, P. Varkey, Y. Li, Q. Qu, and D. Tujkovic, “Deep learning coordinated beamforming for highly-mobile millimeter wave systems,” *IEEE Access*, vol. 6, pp. 37 328–37 348, May 2018.
- [4] C.-Y. Lin, K.-C. Chen, D. Wickramasuriya, S.-Y. Lien, and R. D. Gitlin, “Anticipatory mobility management by big data analytics for ultra-low latency mobile networking,” *IEEE ICC*, 2018.
- [5] C. Zhong, M. C. Gursoy, and S. Velipasalar, “A deep reinforcement learning-based framework for content caching,” *IEEE CISS*, 2018.
- [6] D. Liu, J. Zhao, and C. Yang, “Energy-saving predictive video streaming with deep reinforcement learning,” *IEEE Globecom*, 2019.
- [7] J. Guo and C. Yang, “Predictive resource allocation with deep learning,” *IEEE VTC Fall*, 2018.
- [8] E. Zeydan, E. Bastug, M. Bennis, M. A. Kader, I. A. Karatepe, A. S. Er, and M. Debbah, “Big data caching for networking: Moving from cloud to edge,” *IEEE Commun. Mag.*, vol. 54, no. 9, pp. 36–42, Sept. 2016.
- [9] K. Shanmugam, N. Golrezaei, A. G. Dimakis, A. F. Molisch, and G. Caire, “Femtocaching: Wireless content delivery through distributed caching helpers,” *IEEE Trans. Inf. Theory*, vol. 59, no. 12, pp. 8402–8413, Dec 2013.
- [10] B. Blaszczyszyn and A. Giovanidis, “Optimal geographic caching in cellular networks,” *IEEE ICC*, 2014.
- [11] D. Liu and C. Yang, “Caching policy toward maximal success probability and area spectral efficiency of cache-enabled HetNets,” *IEEE Trans. Commun.*, vol. 65, no. 6, pp. 2699–2714, Mar. 2017.
- [12] Z. Lu and G. de Veciana, “Optimizing stored video delivery for mobile networks: The value of knowing the future,” *IEEE INFOCOM*, 2013.
- [13] N. Bui and J. Widmer, “Data-driven evaluation of anticipatory networking in LTE networks,” *IEEE Trans. on Mobile Comput.*, vol. 17, no. 10, pp. 2252–2265, Oct. 2018.
- [14] C. Ye, Y. Cui, Y. Yang, and R. Wang, “Optimal caching designs for perfect, imperfect, and unknown file popularity distributions in large-scale multi-tier wireless networks,” *IEEE Trans. Commun.*, vol. 67, no. 9, pp. 6612–6625, Sep. 2019.
- [15] J. Gregory, *Constrained optimization in the calculus of variations and optimal control theory*. Chapman and Hall/CRC, 2018.
- [16] 3GPP, “Further advancements for E-UTRA physical layer aspects (release 9),” *TR 36.814 V1.2.0*, Jun. 2009.
- [17] S. Traverso, M. Ahmed, a. P. M. Garetto, E. Leonardi, and S. Niccolini, “Unravelling the impact of temporal and geographical locality in content caching systems,” *IEEE Trans. Wireless on Multimedia*, vol. 17, no. 10, pp. 1839–1853, Oct. 2015.

- [18] J. Wu and C. Yang, "Why simple models perform well in predicting popularity for caching?" *IEEE APCC*, 2019.