

# Jump Markov Chains and Rejection-Free Metropolis Algorithms

by

Jeffrey S. Rosenthal<sup>1</sup>, Aki Dote<sup>2,3</sup>, Keivan Dabiri<sup>2</sup>,  
Tamura Hirotaka<sup>3</sup>, and Ali Sheikholeslami<sup>2</sup>

(Version of June 20, 2022)

**Abstract.** We consider versions of the Metropolis algorithm which avoid the inefficiency of rejections. We first illustrate that a natural Uniform Selection Algorithm might not converge to the correct distribution. We then analyse the use of Markov jump chains which avoid successive repetitions of the same state. After exploring the properties of jump chains, we show how they can exploit parallelism in computer hardware to produce more efficient samples. We apply our results to the Metropolis algorithm, to Parallel Tempering, and to a two-dimensional ferromagnetic  $4 \times 4$  Ising model.

## 1 Introduction

The Metropolis algorithm [5, 4] is a method of designing a Markov chain which converges to a given target density  $\pi$  on a state space  $S$ . Such Markov chain Monte Carlo (MCMC) algorithms have become extremely popular in statistical applications and have led to a tremendous amount of research activity (see e.g. [2] and the many references therein).

The Metropolis algorithm produces a Markov chain  $X_0, X_1, X_2, \dots$  on  $S$ , as follows. Given the current state  $X_n$ , the Metropolis algorithm first proposes a new state  $Y_n$  from a symmetric proposal distribution  $Q(X_n, \cdot)$ . It then accepts the new state (i.e., sets  $X_{n+1} = Y_n$ ) with probability  $\min\left(1, \frac{\pi(Y_n)}{\pi(X_n)}\right)$ , i.e. if  $U_n < \frac{\pi(Y_n)}{\pi(X_n)}$  where  $U_n$  is an independent Uniform[0,1] random variable. Otherwise, it rejects the proposal (i.e., sets  $X_{n+1} = X_n$ ). This simple algorithm ensures that the Markov chain has  $\pi$  as a stationary distribution.

With this algorithm, the expected value  $\mathbf{E}_\pi(h)$  of a function  $h : S \rightarrow \mathbf{R}$  can then be estimated by the usual estimator,  $\hat{e}_K = \frac{1}{K} \sum_{n=1}^K h(X_n)$ . The Strong Law of Large Numbers (SLLN) for Markov chains (e.g. [6, Theorem 17.0.1]) says that assuming that  $\mathbf{E}_\pi(h)$

---

<sup>1</sup>Department of Statistical Sciences, University of Toronto, Canada

<sup>2</sup>Department of Electrical and Computer Engineering, University of Toronto, Canada

<sup>3</sup>Fujitsu Laboratories Ltd., Kanagawa, Japan

is finite, and that the Markov chain is irreducible with stationary distribution  $\pi$ , we must have  $\lim_{K \rightarrow \infty} \hat{e}_K = \mathbf{E}_\pi(h)$ , i.e. this estimate  $\hat{e}_K$  is *consistent*. For example, if  $h = \mathbf{1}_A$  is the indicator function of an event  $A$ , then  $\lim_{K \rightarrow \infty} \hat{e}_K = \mathbf{P}(A)$ . Or, if  $h = g^k$  is a power of some other function  $g$ , then  $\lim_{K \rightarrow \infty} \hat{e}_K = \mathbf{E}_\pi(h) = \mathbf{E}_\pi(g^k)$ . Consistency is thus a useful property which guarantees asymptotically accurate estimates of any quantity of interest.

One problem with the Metropolis algorithm is that it might reject many proposals, leading to inefficiencies in its convergence. Indeed, in certain contexts the optimal Metropolis algorithm should reject over three quarters of its proposals [7, 8]. Each rejection involves sampling a proposed state, computing a ratio of target probabilities, and deciding not to accept the proposal, only to remain at the current state. These rejections are normally considered to be a necessary evil of the Metropolis algorithm. However, recent technological advances have allowed for exploiting parallelism in computer hardware, computing all potential acceptance probabilities at once, thus allowing for the possibility of skipping the rejection steps and instead accepting a move every time. Such rejection-free algorithms can be very efficient, but they must be executed correctly or they can lead to biased estimates, as we now explore.

## 2 The Uniform Selection Algorithm

A first try at a rejection-free Metropolis algorithm might be as follows. Suppose that from a state  $x$ , one of a (large, finite) collection of states  $y_1, y_2, \dots, y_k$  (all distinct from  $x$ ) would have been proposed uniformly at random. Then, sample  $U \sim \text{Uniform}[0, 1]$ , and consider the sub-collection of states  $C := \{y_i : U < \pi(y_i)/\pi(x)\}$  that “would” have been accepted, and then pick one of the states in  $C$  uniformly at random. (If  $C$  happens to be empty, then we immediately re-sample  $U$  and try again. Technically speaking, that would be a “rejection”, though its probability is small.) This algorithm will always move somewhere, so there is no rejection. However, this algorithm is different from true MCMC, and might not converge to  $\pi$ , as we now show.

**Example 1:** Suppose the state space  $S = \{1, 2, 3\}$ , with  $\pi(1) = 1/2$ ,  $\pi(2) = 1/3$ , and  $\pi(3) = 1/6$ , as in Figure 1, and suppose that from each state  $x$ , the chain proposes to move either to  $x - 1$  or to  $x + 1$  with probability  $1/2$  each (where proposals to 0 or to 4 are always rejected). In this example, the Metropolis algorithm would have Markov chain transition probabilities as in Figure 2, which are easily computed to have the correct limiting stationary

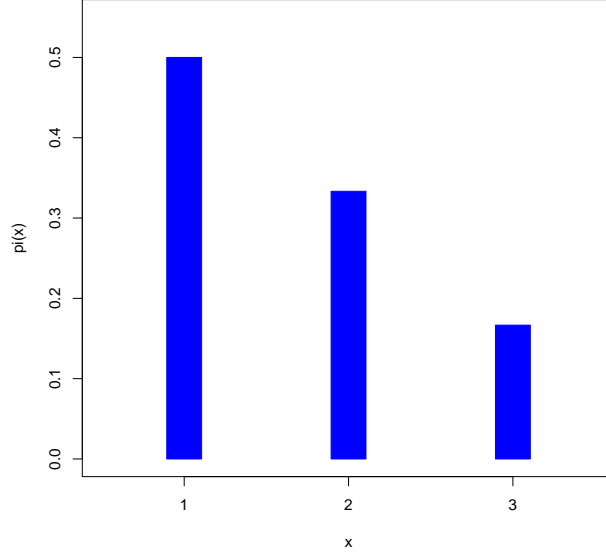


Figure 1: **The target distribution for Example 1.**

distribution  $\pi = (1/2, 1/3, 1/6)$  as they must. However, the Uniform Selection algorithm

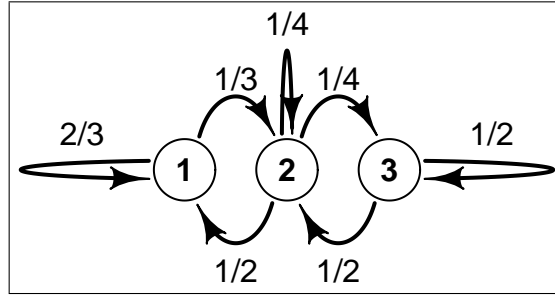


Figure 2: **The Metropolis chain for Example 1.**

would have Markov chain transition probabilities as in Figure 3, with limiting stationary distribution easily computed to instead be  $(3/5, 4/15, 2/15)$  which is significantly different. For example, from state 2, the usual Metropolis algorithm would accept a proposed move to state 1 with probability 1, and would accept a proposed move to state 3 with probability  $(1/6) / (1/3) = 1/2$ , so it would be *twice* as likely to move to state 1 as to move to state 3. But for the above Uniform Selection version, if  $U > 1/2$  then the subset  $C$  would consist of just the single state 1 so it would always move to state 1, or if  $U < 1/2$  then the subset  $C$  would consist of the two states 1 and 3 so it would move to state 1 or state 3 with probability  $1/2$  each, so overall it would move to state 1 with probability  $(1/2)(1) + (1/2)(1/2) = 3/4$  or to state 3 with probability  $(1/2)(0) + (1/2)(1/2) = 1/4$ , i.e. it would now be *three* times as likely to move to state 1 as to move to state 3, not twice. This illustrates that this Uniform Selection algorithm will converge to the wrong distribution, i.e. it will *fail* to converge to the

correct target distribution. □

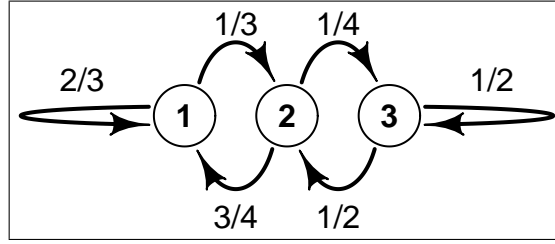


Figure 3: **The Uniform Selection chain for Example 1.**

Our second example shows that Uniform Selection can even cause a Markov chain to become *transient*.

**Example 2:** Suppose now that the state space is the set  $S = \{0, 1, 2, 3, \dots\}$  of all non-negative integers, with target distribution  $\pi$  defined by writing the argument  $x$  as  $x = 4a + b$  where  $0 \leq b \leq 3$  is the remainder upon dividing  $x$  by 4, and defining (see Figure 4)

$$\pi(x) = \pi(4a + b) = \frac{1}{135} (8/9)^a 2^b, \quad 0 \leq b \leq 3, \quad a = 0, 1, 2, \dots$$

As a check,

$$\sum_{x=0}^{\infty} \pi(x) = \sum_{a=0}^{\infty} \frac{1}{135} (8/9)^a (2^0 + 2^1 + 2^2 + 2^3) = \frac{1}{135} \left( \frac{1}{1 - (8/9)} \right) (15) = 1,$$

i.e.  $\pi$  is a valid probability distribution. The Metropolis algorithm chain for this example is given by Figure 5, and it has the correct limiting stationary distribution  $\pi$ , as it must. However, the Uniform Selection chain is instead given by Figure 6. We prove in the Appendix that this Uniform Selection chain is transient, and in fact:

**Proposition 1.** *If the Uniform Selection chain for Example 2 begins at state  $4a$  for some positive integer  $a \geq 2$ , then the probability it will ever reach the state 3 is  $\leq (8/9)^{a-1} < 1$ .*

That is, the Uniform Selection chain might fail to ever reach the optimal value. For example, if  $X_0 = 100$ , then  $a = 25$  and the probability of failure is at least  $1 - (8/9)^{24} > 0.94 = 94\%$ . This is also illustrated by the simulation<sup>4</sup> in Figure 7 with initial state  $X_0 = 100$ . □

These examples show that the Uniform Selection algorithm may converge to the wrong limiting distribution, and thus should not be used for sampling purposes.

---

<sup>4</sup>Performed using the C program available at: <http://probability.ca/rejfree.c>

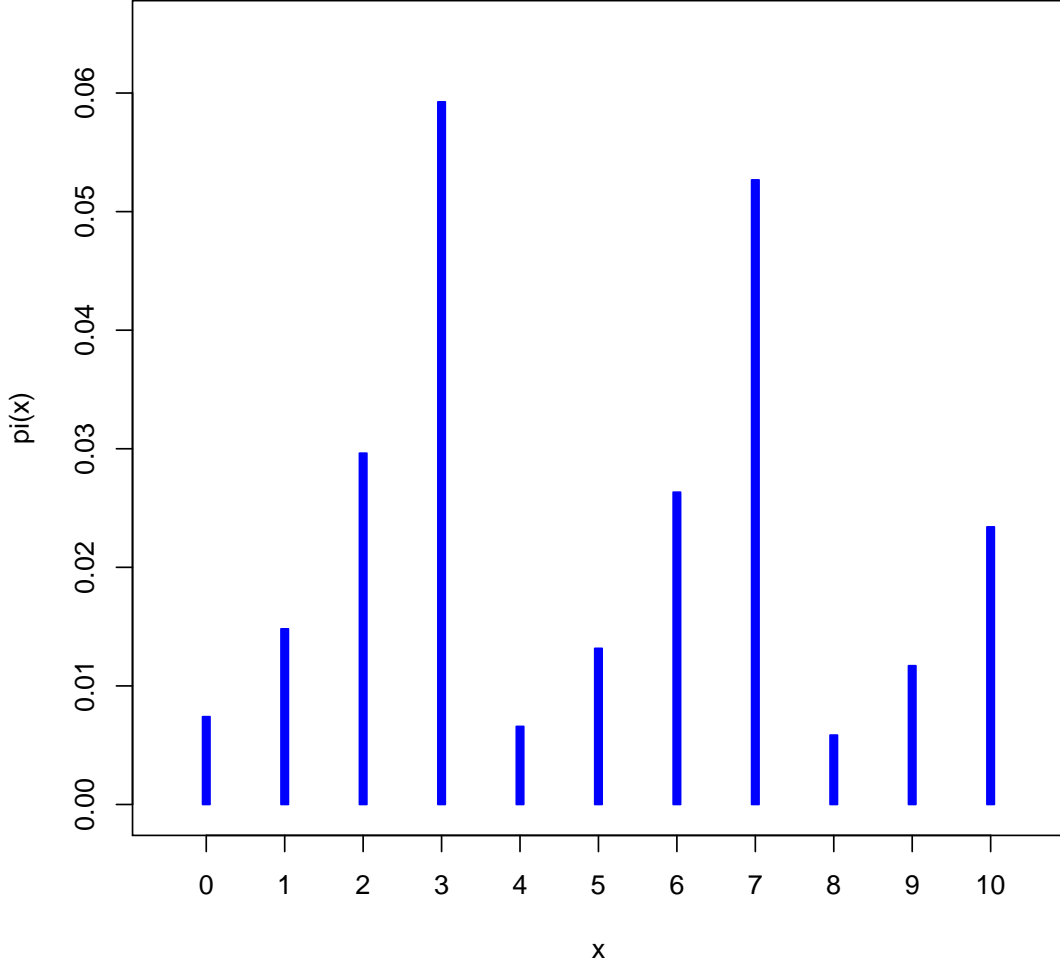


Figure 4: **The target distribution for Example 2.**

Example 2 also has implications for optimisation. Any Markov chain which gives consistent estimators can be used to find the mode (maximum value) of  $\pi$ , either by running the chain for a long time and taking its empirical sample mode, or by keeping track of the largest value  $\pi(x)$  over all samples visited. However, Example 2 shows that a Uniform Selection chain could be transient and thus fail to find or converge to the maximum value at all. Of course, if the state space  $S$  is required to be *finite*, then any irreducible chain will eventually find the optimal value. However, the time to find it could be extremely large. Indeed, the Appendix also shows that if Example 2 is instead truncated at a large value  $4L$ , then each attempt from  $4L$  to reach state 3 before returning to  $4L$  would have probability less than  $(8/9)^{L-1}$  of success. Hence, the expected time to ever reach the state 3 would be exponentially large as a function of  $L$ , and the chain would still spend nearly all of its time very near to the state  $4L$ , so its samples and sample mean and sample mode would all be

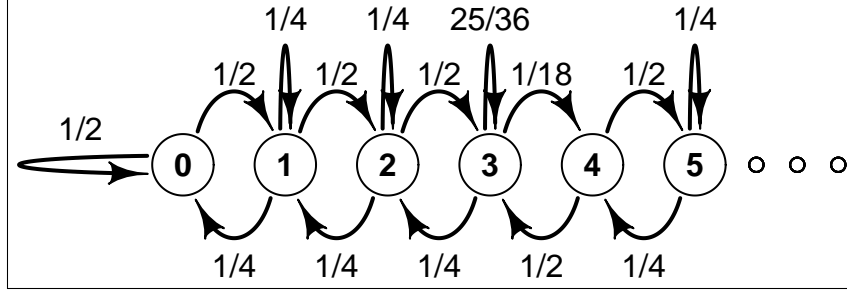


Figure 5: **The Metropolis chain for Example 2.**

extremely far from the true optimal state 3.

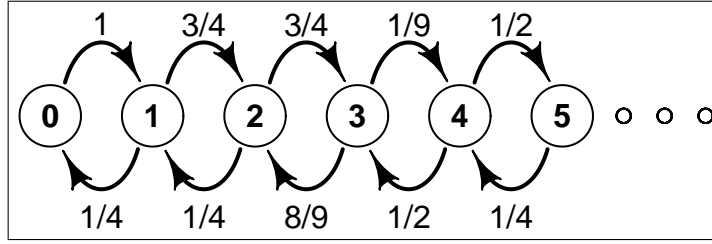


Figure 6: **The Uniform Selection chain for Example 2.**

### 3 The Jump Chain

Due to the problems with the Uniform Selection Algorithm identified above, we instead turn attention to a more promising avenue, the Jump Chain. Our definitions are as follows.

Let  $\{X_n\}$  be an irreducible Markov chain on a state space  $S$  (the “original chain”). For ease of exposition we assume that  $S$  is finite or countable (though most of these ideas carry over to general Markov chains too). To avoid trivialities, we assume that  $|S| > 1$ .

Given a run  $\{X_n\}$  of the Markov chain, we define the *Jump Chain*  $\{J_k\}$  to be the same chain except omitting any immediately repeated states, and the *Multiplicity List*  $\{M_k\}$  to count the number of times the original chain remains at the same state. For example, if the original chain  $\{X_n\}$  began

$$\{X_n\} = (a, b, b, b, a, a, c, c, c, c, d, d, a, \dots),$$

then the jump chain  $\{J_k\}$  would begin

$$\{J_k\} = (a, b, a, c, d, a, \dots),$$

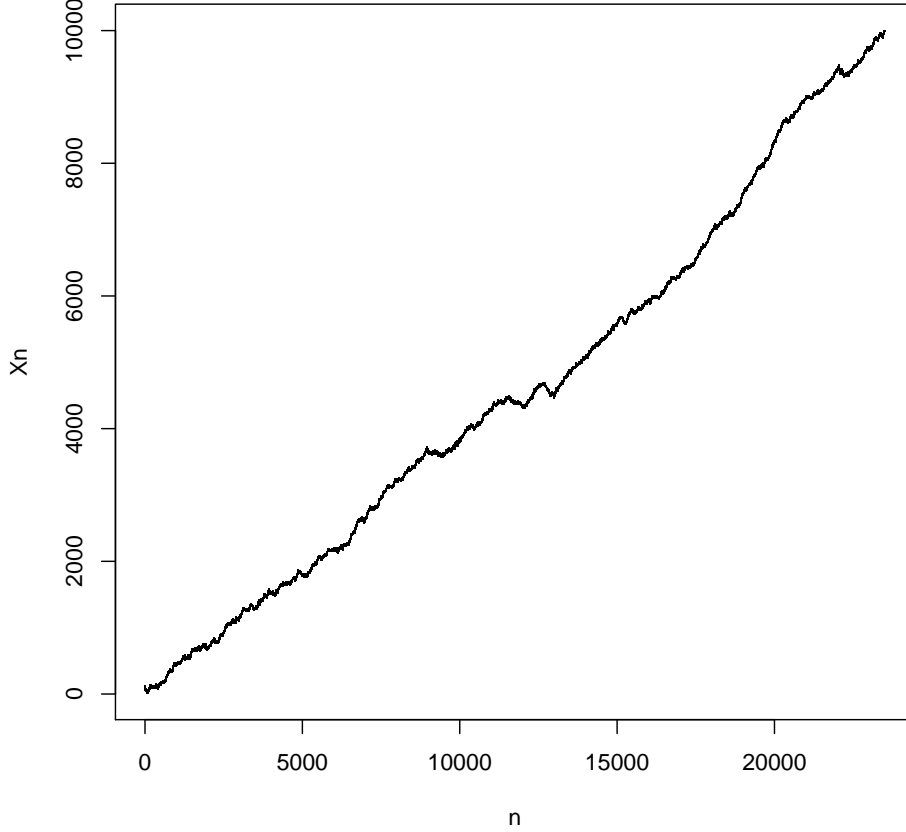


Figure 7: **Output from the Uniform Selection chain for Example 2.**

and the corresponding multiplicity list  $\{M_k\}$  would begin

$$\{M_k\} = (1, 3, 2, 4, 2, \dots).$$

To continue, let

$$P(y|x) = \mathbf{P}[X_{n+1} = y \mid X_n = x], \quad x, y \in S$$

be the transition probabilities for the original chain  $\{X_n\}$ . And, let

$$\alpha(x) = \mathbf{P}[X_{n+1} \neq x \mid X_n = x] = \sum_{y \neq x} P(y|x) = 1 - P(x|x) \quad (1)$$

be the “escape” probability that the original chain will move away from  $x$  on the next step. Note that since the chain is irreducible and  $|S| > 1$ , we must have  $\alpha(x) > 0$  for all  $x \in S$ . We then verify the following properties of the jump chain.

**Proposition 2.** *The jump chain  $\{J_k\}$  is itself a Markov chain, with transition probabilities  $\hat{P}(y|x)$  specified by  $\hat{P}(x|x) = 0$ , and for  $y \neq x$ ,*

$$\hat{P}(y|x) := \mathbf{P}[J_{k+1} = y \mid J_k = x] = \frac{P(y|x)}{\sum_{z \neq x} P(z|x)} = \frac{P(y|x)}{\alpha(x)}. \quad (2)$$

*Proof.* It follows from the definition of  $\{J_k\}$  that  $\hat{P}(x|x) = 0$ . For  $x, y \in S$  with  $y \neq x$ , we compute that

$$\begin{aligned}\hat{P}(y|x) &= \mathbf{P}[J_{k+1} = y \mid J_k = x] = \mathbf{P}[X_{n+1} = y \mid X_n = x, X_{n+1} \neq X_n] \\ &= \frac{\mathbf{P}[X_{n+1} = y, X_{n+1} \neq X_n \mid X_n = x]}{\mathbf{P}[X_{n+1} \neq X_n \mid X_n = x]} = \frac{P(y|x)}{\sum_{z \neq x} P(z|x)},\end{aligned}$$

as claimed.  $\square$

**Proposition 3.** *The conditional distribution of  $M_k$  given  $J_k$  is equal to the distribution of  $1 + G$  where  $G$  is a geometric random variable with success probability  $p = \alpha(J_k)$ , i.e.*

$$\mathbf{P}[M_k = m \mid J_k] = (1 - p)^{m-1} p = (1 - \alpha(J_k))^{m-1} \alpha(J_k), \quad m = 1, 2, \dots, \quad (3)$$

and furthermore  $\mathbf{E}[M_k \mid J_k] = 1/p = 1/\alpha(J_k)$ .

*Proof.* If the original chain is at state  $x$ , then it has probability  $p = \alpha(x)$  of leaving  $x$  on the next step, or probability  $1 - \alpha(x)$  of remaining at  $x$ . Hence, the probability that it will remain at  $x$  for  $m$  steps total (i.e.,  $m - 1$  additional steps), and then leave at the next step, is equal to  $(1 - p)^{m-1} p$ , as claimed.  $\square$

**Proposition 4.** *If the original chain  $P$  is irreducible, then so is the jump chain  $\hat{P}$ .*

*Proof.* Let  $x, y \in S$ . Since  $P$  is irreducible, there is a path  $x = x_0, x_1, x_2, \dots, x_m = y$  with  $P(x_{i+1}|x_i) > 0$  for all  $i$ . Without loss of generality, we can assume the  $\{x_i\}$  are all distinct. But if  $P(x_{i+1}|x_i) > 0$ , then (2) implies that also  $\hat{P}(x_{i+1}|x_i) > 0$ . Hence,  $\hat{P}$  is also irreducible.  $\square$

**Proposition 5.** *If the original chain  $P$  has stationary distribution  $\pi$ , then the jump chain  $\hat{P}$  has stationary distribution  $\hat{\pi}$  given by  $\hat{\pi}(x) = c \alpha(x) \pi(x)$  where  $c = \left(\sum_y \alpha(y) \pi(y)\right)^{-1}$ .*

*Proof.* Recall that on a discrete space,  $\pi$  is stationary for  $P$  if and only if  $\sum_x \pi(x) P(y|x) = \pi(y)$  for all  $y \in S$ . In that case, we compute that

$$\begin{aligned}\sum_x \hat{\pi}(x) \hat{P}(y|x) &= \sum_x (c \alpha(x) \pi(x)) ([P(y|x)/\alpha(x)] \mathbf{1}_{y \neq x}) \\ &= c \sum_{x \neq y} \pi(x) P(y|x) = c \left( \sum_x \pi(x) P(y|x) \right) - c \pi(y) P(y|y) \\ &= c \pi(y) - c \pi(y) P(y|y) = c \pi(y) [1 - P(y|y)] = c \pi(y) \alpha(y) = \hat{\pi}(y),\end{aligned}$$

so that  $\hat{\pi}$  is stationary for  $\hat{P}$ , as claimed.  $\square$



**Remark 6.** It is common that simple modifications of *reversible* chains lead to simple modifications of their stationary distributions. For example, if a reversible chain is restricted to a subset of the state space, then its stationary distribution is equal to the original stationary distribution conditional on being in that subset. However, that property does not hold without reversibility. It thus seems surprising that Proposition 5 holds even for non-reversible chains.

## 4 Using the Jump Chain for Estimation

We can use the Jump Chain for estimation, as follows.

**Theorem 7.** *Given an irreducible Markov chain  $\{X_n\}$  with transition probabilities  $P(y|x)$  and stationary distribution  $\pi$  on a state space  $S$ , and a function  $h : S \rightarrow \mathbf{R}$ , suppose we simulate the jump chain  $\{J_k\}$  with the transition probabilities (2), and then simulate the multiplicities list  $\{M_k\}$  from the conditional probabilities (3) where  $p = \alpha(J_k)$  with  $\alpha$  as in (1), and set*

$$\bar{e}_L = \frac{\sum_{k=1}^L M_k h(J_k)}{\sum_{k=1}^L M_k}. \quad (4)$$

*Then  $\bar{e}_L$  is a consistent estimator of the expected value  $\mathbf{E}_\pi(h)$ , i.e.  $\lim_{L \rightarrow \infty} \bar{e}_L = \mathbf{E}_\pi(h)$  w.p. 1.*

*Proof.* Recall (e.g. [6]) that the usual estimator  $\hat{e}_K = \frac{1}{K} \sum_{n=1}^K h(X_n)$  is consistent, i.e.  $\lim_{K \rightarrow \infty} \hat{e}_K = \mathbf{E}_\pi(h)$  w.p. 1. Then, it is seen that

$$\bar{e}_L = \frac{\sum_{k=1}^L M_k h(J_k)}{\sum_{k=1}^L M_k} = \hat{e}_{\sum_{k=1}^L M_k} = \hat{e}_{K(L)}$$

where  $K(L) = \sum_{k=1}^L M_k$ . Since each  $M_k \geq 1$ ,  $\lim_{L \rightarrow \infty} K(L) = \infty$ , so  $\lim_{L \rightarrow \infty} \bar{e}_L = \lim_{L \rightarrow \infty} \hat{e}_{K(L)} = \lim_{K \rightarrow \infty} \hat{e}_K = \mathbf{E}_\pi(h)$  w.p. 1, as claimed.  $\square$

On the other hand, combining the Markov chain Law of Large Numbers with Propositions 4 and 5 immediately gives:

**Proposition 8.** *Under the above assumptions, if we simulate the jump chain  $\{J_k\}$  with the transition probabilities  $\hat{P}$ , then for any function  $g : S \rightarrow \mathbf{R}$  with  $\hat{\pi}|g| < \infty$ , we have*

$$\lim_{L \rightarrow \infty} \frac{1}{L} \sum_{k=1}^L g(J_k) = \hat{\pi}(g) := \sum_{x \in S} g(x) \hat{\pi}(x) = c \sum_{x \in S} g(x) \alpha(x) \pi(x) \quad \text{w.p. 1.}$$

**Corollary 9.** *Under the above assumptions, if we simulate the jump chain  $\{J_k\}$  with the transition probabilities  $\hat{P}$ , then for any function  $h : S \rightarrow \mathbf{R}$  with  $\pi|h| < \infty$ , we have*

$$\lim_{L \rightarrow \infty} \frac{1}{cL} \sum_{k=1}^L [h(J_k)/\alpha(J_k)] = \pi(h) := \sum_{x \in S} h(x) \pi(x), \quad w.p. \ 1.$$

*Proof.* Let  $g(x) = h(x)/c\alpha(x)$ . Then since  $\pi|h| < \infty$ , we have

$$\hat{\pi}|g| = \sum_x |g(x)| \hat{\pi}(x) = \sum_x [|h(x)|/c\alpha(x)] c\alpha(x) \pi(x) = \sum_x |h(x)| \pi(x) = \pi|h| < \infty.$$

So, the result follows upon plugging this  $g$  into Proposition 8.  $\square$

We then have:

**Theorem 10.** *Under the above assumptions, if we simulate the jump chain  $\{J_k\}$  with the transition probabilities  $\hat{P}$ , then for any function  $h : S \rightarrow \mathbf{R}$  with  $\pi|h| < \infty$ , we have*

$$\lim_{L \rightarrow \infty} \frac{\sum_{k=1}^L [h(J_k)/\alpha(J_k)]}{\sum_{k=1}^L [1/\alpha(J_k)]} = \pi(h), \quad w.p. \ 1.$$

*Proof.* Setting  $h \equiv 1$  in Corollary 9 gives that w.p. 1,  $\lim_{L \rightarrow \infty} \frac{1}{cL} \sum_{k=1}^L [1/\alpha(J_k)] = 1$ . We then compute that

$$\lim_{L \rightarrow \infty} \frac{\sum_{k=1}^L [h(J_k)/\alpha(J_k)]}{\sum_{k=1}^L [1/\alpha(J_k)]} = \lim_{L \rightarrow \infty} \frac{\frac{1}{cL} \sum_{k=1}^L [h(J_k)/\alpha(J_k)]}{\frac{1}{cL} \sum_{k=1}^L [1/\alpha(J_k)]} = \frac{\sum_{x \in S} h(x) \pi(x)}{1} = \pi(h),$$

as claimed.  $\square$

Comparing Theorems 7 and 10, we see that they coincide except that each multiplicity random variable  $M_k$  has been replaced by its mean  $1/\alpha(J_k)$ , cf. Proposition 3.

## 4.1 Application to the Metropolis Algorithm

Suppose now that the original chain  $\{X_n\}$  is a Metropolis algorithm, with proposal probabilities  $Q(y|x)$  which are symmetric (i.e.  $Q(y|x) = Q(x|y)$ ). Then for  $x \neq y$ ,  $P(y|x) = Q(y|x) \min\left(1, \frac{\pi(y)}{\pi(x)}\right)$ . Hence, by (2), the jump chain transition probabilities have  $\hat{P}(x|x) = 0$  and for  $x \neq y$  are given by

$$\hat{P}(y|x) := \mathbf{P}[J_1 = y | J_0 = x] = \frac{Q(y|x) \min\left(1, \frac{\pi(y)}{\pi(x)}\right)}{\sum_{z \neq x} Q(z|x) \min\left(1, \frac{\pi(z)}{\pi(x)}\right)}. \quad (5)$$

Also, here

$$\alpha(x) = \sum_{y \neq x} P(y|x) = \sum_{y \neq x} Q(y|x) \min\left(1, \frac{\pi(y)}{\pi(x)}\right). \quad (6)$$

A special case is where the proposal probabilities  $Q(x, \cdot)$  are *uniform* over all “neighbours” of  $x$ , where each state has the same number  $N$  of neighbours. We assume that  $x$  is *not* a neighbour of itself, and that  $x$  is a neighbour of  $y$  if and only if  $y$  is a neighbour of  $x$ . Then for  $x \neq y$ ,  $P(y|x) = \frac{1}{N} \min\left(1, \frac{\pi(y)}{\pi(x)}\right)$ . And, by (2), the jump chain transition probabilities have  $\hat{P}(x|x) = 0$  and for  $x \neq y$  are given by

$$\hat{P}(y|x) = \frac{\min\left(1, \frac{\pi(y)}{\pi(x)}\right)}{\sum_{z \sim x} \min\left(1, \frac{\pi(z)}{\pi(x)}\right)} \quad (7)$$

where the sum is over all neighbours  $z$  of  $x$ . Also, here

$$\alpha(x) = \frac{1}{N} \sum_{y \neq x} \min\left(1, \frac{\pi(y)}{\pi(x)}\right). \quad (8)$$

We note that this rejection-free modification of the Metropolis algorithm is essentially what was used by Bortz et al. [1] for an application to the Ising model.

## 5 Alternating Chains

Sometimes we have two or more different Markov chains and we wish to alternate between them in some pattern. And, we might wish to use rejection-free sampling for some or all of the individual chains. However, if this is done naively, it can lead to bias:

**Example 3:** Let  $S = \{1, 2, 3, 4\}$ , and  $\pi = (1 - \epsilon, 3\epsilon, 1 - \epsilon, 1 - \epsilon)/3$  for some small positive number  $\epsilon$  (e.g.  $\epsilon = 0.001$ ). Let  $Q_1(x, x+1) = Q_1(x, x-1) = 1/2$  and  $Q_2(x, x+1) = Q_2(x, x+2) = Q_2(x, x-1) = Q_2(x, x-2) = 1/4$  be two different proposal kernels, and let  $P_1$  and  $P_2$  be usual Metropolis algorithms for  $\pi$  with proposals  $Q_1$  and  $Q_2$  respectively. Then, each of  $P_1$  and  $P_2$  will converge to  $\pi$ , as will the algorithm of alternating between  $P_1$  and  $P_2$  any fixed number of times. However, if we instead alternate between doing one *jump* step of  $P_1$  and then one *jump* step of  $P_2$ , then this combined chain will not converge to the correct distribution. Indeed, the corresponding escape probabilities  $\alpha_1(x)$  and  $\alpha_2(x)$  are all reasonably large (at least  $1/4$ ) except for  $\alpha_1(1) = \epsilon/2$  which is extremely small. This means that when our algorithm uses  $P_1$  from state 1 then it will have an extremely large

multiplicity  $M_k$  which will lead to extremely large weight of the state 1. Indeed, if we use the alternating jump chains algorithm, then the estimators  $\bar{e}_L$  as in (4) will have the property that as  $\epsilon \searrow 0$ , their limiting value converges to  $h(1)$  instead of  $\pi(h)$ , i.e.

$$\lim_{\epsilon \searrow 0} \lim_{L \rightarrow \infty} \bar{e}_L = h(1).$$

Hence, convergence to  $\pi$  fails in this case.  $\square$

However, this convergence problem can be fixed if we control the number of effective repetitions of each kernel. Specifically, suppose we choose in advance some number  $L_0$  of effective repetitions we wish to perform for the kernel  $P_1$  before switching to the kernel  $P_2$ . Then we can do this in a rejection-free manner as follows:

1. Set the number of remaining repetitions,  $L$ , equal to some fixed initial value  $L_0$ .
2. Find the next jump chain value  $J_k$  and multiplicity  $M_k$  corresponding to the Markov chain  $P_1$ , as above.
3. If  $M_k \geq L$ , then replace  $M_k$  by  $L$ , and keep  $J_k$  as it is, and include that  $J_k$  and  $M_k$  in the estimate. Then, return to step 1 with the next kernel  $P_2$ .
4. Otherwise, if  $M_k < L$ , then keep  $M_k$  and  $J_k$  as they are, and count them in the estimate, and then replace  $L$  by  $L - M_k$  and return to step 2 with the same kernel  $P_1$ .

This modified algorithm is equivalent to applying the original (non-rejection-free) kernel  $P_1$  a total of  $L_0$  times before switching to the next kernel  $P_2$ . As such, it has no bias, and is consistent and will converge to the correct distribution without any errors as in the counter-example above.

## 6 Application to Parallel Tempering

Parallel tempering (or, replica exchange) [10, 3] proceeds by considering different versions of the target distribution  $\pi$  powered by different inverse-temperatures  $\beta$ , of the form  $\pi^{(\beta)}(x) \propto (\pi(x))^\beta$ . It runs separate MCMC algorithms on each target  $\pi^{(\beta)}$ , for some fixed number of iterations, and then proposes to “swap” pairs of values  $X^{(\beta_1)} \leftrightarrow X^{(\beta_2)}$ . This swap proposal is accepted with the usual Metropolis algorithm probability

$$\min \left[ 1, \frac{\pi^{(\beta_1)}(X^{(\beta_2)}) \pi^{(\beta_2)}(X^{(\beta_1)})}{\pi^{(\beta_1)}(X^{(\beta_1)}) \pi^{(\beta_2)}(X^{(\beta_2)})} \right] \quad (9)$$

which preserves the product target measure  $\prod_{\beta} \pi^{(\beta)}$ .

But suppose we instead want to run parallel tempering using jump chains, i.e. using a rejection-free algorithm within each temperature. If we run a fixed number of rejection-free moves of each within-temperature chain, followed by one “usual” swap move, then this can lead to bias, as the following example shows.

**Example 4:** Let  $S = \{1, 2, 3\}$ , with  $\pi(1) = \pi(3) = 1/4$  and  $\pi(2) = 1/2$ . Suppose there are just two inverse-temperature values,  $\beta_0 = 1$  and  $\beta_1 = 5$ . Suppose each within-temperature chain proceeds as a Metropolis algorithm, with proposal distribution given by  $Q(y|x) = 1/2$  whenever  $y \neq x$ . (That is, we can regard the three states of  $S$  as being in a circle, and the chain proposes to move one step clockwise or counter-clockwise with probability  $1/2$  each, and then accepts or rejects this move according to the usual Metropolis procedure.) If we run a usual parallel tempering algorithm, then the within-temperature moves will converge to the corresponding stationary distributions  $\pi^{(0)} = \pi = (1/4, 1/2, 1/4)$  and  $\pi^{(5)} = (1/34, 32/34, 1/34)$  respectively. Then, given current chain values  $X^{(0)}$  and  $X^{(5)}$ , if we attempt a usual swap move, it will be accepted with probability

$$\min \left[ 1, \frac{\pi^{(0)}(X^{(5)}) \pi^{(5)}(X^{(0)})}{\pi^{(0)}(X^{(0)}) \pi^{(5)}(X^{(5)})} \right]. \quad (10)$$

These steps will all preserve the product stationary distribution  $\pi^{(0)} \times \pi^{(5)}$ , as they should. However, if we instead run a rejection-free within-temperature chain, then convergence fails. Indeed, from each state the jump chain is equally likely to move to either of the other two states, so each jump chain will converge to the *uniform* distribution on  $S$ . The acceptance probability (10) will then lead to incorrect distributional convergence, e.g. if  $X^{(0)} = 2$  and  $X^{(5)} = 3$ , then a proposal to swap  $X^{(0)}$  and  $X^{(5)}$  will always be accepted, leading to an excessively large probability that  $X^{(0)} = 3$ . Indeed, in simulations<sup>5</sup> the fraction of time that  $X^{(0)} = 3$  right after a swap proposal is about 44%, much larger than the  $1/3$  probability it should be.  $\square$

To get rejection-free parallel tempering to converge correctly, we recall from Proposition 5 that the rejection-free chains actually converge to the modified stationary distributions  $\hat{\pi}$ , not  $\pi$ . We should thus modify the acceptance probability (9) to:

$$\min \left[ 1, \frac{\hat{\pi}^{(\beta_1)}(X^{(\beta_2)}) \hat{\pi}^{(\beta_2)}(X^{(\beta_1)})}{\hat{\pi}^{(\beta_1)}(X^{(\beta_1)}) \hat{\pi}^{(\beta_2)}(X^{(\beta_2)})} \right]$$

---

<sup>5</sup>Performed using the R program available at: <http://probability.ca/rejectionfreesim>

$$= \min \left[ 1, \frac{\alpha^{(\beta_1)}(X^{(\beta_2)}) \pi^{(\beta_1)}(X^{(\beta_2)}) \alpha^{(\beta_2)}(X^{(\beta_1)}) \pi^{(\beta_2)}(X^{(\beta_1)})}{\alpha^{(\beta_1)}(X^{(\beta_1)}) \pi^{(\beta_1)}(X^{(\beta_1)}) \alpha^{(\beta_2)}(X^{(\beta_2)}) \pi^{(\beta_2)}(X^{(\beta_2)})} \right]. \quad (11)$$

Such swaps will preserve the product modified stationary distribution  $\prod_{\beta} \hat{\pi}^{(\beta)}$ , rather than trying to preserve the unmodified stationary distribution  $\prod_{\beta} \pi^{(\beta)}$ . (If necessary, the escape probabilities  $\alpha(x)$  can be estimated from a preliminary run.) The rejection-free parallel tempering algorithm will thus converge to  $\prod_{\beta} \hat{\pi}^{(\beta)}$ , thus still allowing for valid inference as in Theorems 7 and 10.

**Example 4 (continued):** In this example,  $\alpha^{(0)}(1) = \alpha^{(0)}(3) = \alpha^{(5)}(1) = \alpha^{(5)}(3) = 1$ ,  $\alpha^{(0)}(2) = 1/2$ , and  $\alpha^{(5)}(2) = 1/32$ . So, if  $X^{(0)} = 2$  and  $X^{(5)} = 3$ , then according to (11), a proposal to swap  $X^{(0)}$  and  $X^{(5)}$  will be accepted with probability

$$\begin{aligned} & \min \left[ 1, \frac{\alpha^{(0)}(X^{(5)}) \pi^{(0)}(X^{(5)}) \alpha^{(5)}(X^{(0)}) \pi^{(5)}(X^{(0)})}{\alpha^{(0)}(X^{(0)}) \pi^{(0)}(X^{(0)}) \alpha^{(5)}(X^{(5)}) \pi^{(5)}(X^{(5)})} \right] \\ &= \min \left[ 1, \frac{(1)(1/4)(1/32)(1/2)}{(1/2)(1/2)(1)(1/34)} \right] = 34/64 = 17/32, \end{aligned}$$

and such swaps will instead preserve the product stationary distribution  $\hat{\pi}^{(0)} \times \hat{\pi}^{(5)}$ . Indeed, in simulations<sup>6</sup> the fraction of time that  $X^{(0)} = 3$  right after a swap proposal with this modified acceptance probability becomes about 1/3, as it should be.  $\square$

## 7 Numerical Simulations

In this section, we compare the efficiency of the rejection-free and standard Metropolis algorithms on a two-dimensional ferromagnetic 4×4 Ising model. The energy function for this model is:

$$E(S) = - \sum_{i < j} J_{ij} s_i s_j \quad (12)$$

The  $J_{ij}$  value represents the interaction between the  $i_{th}$  and the  $j_{th}$  spins. Only the neighbouring spins in the lattice interact with each other, i.e.  $J_{ij} = 0$  if spins  $i$  and  $j$  are not neighbours (where in two dimensions, each spin has four neighbours). We take  $J_{ij} = 1$  for all neighbours  $i$  and  $j$ .

We investigate the quality of the samples produced in four different scenarios: rejection-free chains and usual Metropolis algorithms, each both with and without parallel tempering. For this purpose, each scenario is run 100 times, for one million MCMC iterations each,

---

<sup>6</sup>Performed using the R program available at: <http://probability.ca/rejectionfreemod>

and the average total variation distance between the sampled and the actual magnetization distributions is calculated. Magnetization is defined as:

$$M(S) = \sum_{i=1}^N s_i \quad (13)$$

where  $N = 16$  is the total number of spins, and the total variation distance between the two distributions is defined as:

$$\text{TVD}(P_{\text{Sampled}}, P_{\text{Actual}}) = \frac{1}{2} \sum_{\omega \in \Omega} |P_{\text{Sampled}}(\omega) - P_{\text{Actual}}(\omega)| \quad (14)$$

(Magnetization was chosen to distinguish between the two different ground states, all +1 or all -1, which have the same energy value but opposite magnetizations.)

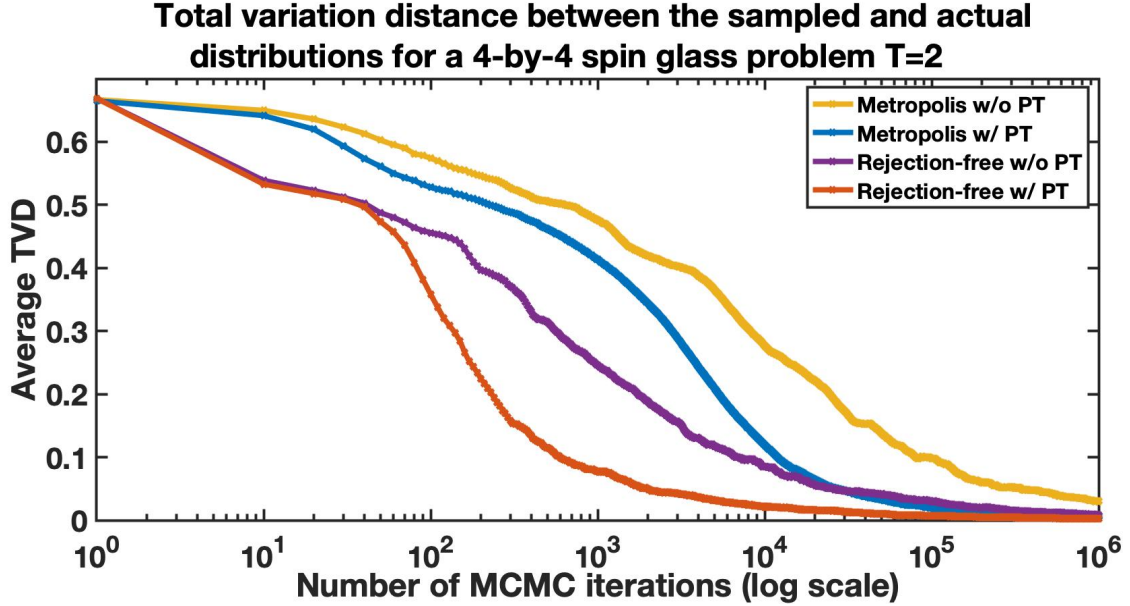


Figure 8: Average of total variation distance between sampled and actual distributions in each four different cases. Standard Metropolis algorithm with and without parallel tempering and rejection-free method with and without parallel tempering.

The average total variation distance in each case is shown in Figure 8, as a function of the number of MCMC iterations (up to one million). The graph illustrates that the use of Parallel Tempering provides significant speedup, but the introduction of the Rejection-Free method provides even greater speedup. This provides concrete numerical evidence for the efficiency of using rejection-free algorithms to greatly improve the convergence to stationarity of the algorithm.

## 8 Summary

This paper has considered the use of parallelised computer hardware to run rejection-free versions of the Metropolis algorithm. We showed that the Uniform Selection Algorithm might fail to converge to the correct distribution or even visit the maximal value. However, the Jump Chain with appropriate weightings can provide consistent estimates of expected values in an efficient rejection-free manner. Care must be taken when alternating between multiple rejection-free chains, or when using rejection-free chains for parallel tempering, but appropriate adjustments allow for valid samplers in those cases as well. Simulation of our methods on an Ising model illustrate the significant speedups that result from using rejection-free chains (and parallel tempering) to obtain more efficient samples.

## 9 Appendix: Proof of Proposition 1

**Lemma 11.** *For the Uniform Selection chain of Figure 6, let  $s(x) = \mathbf{P}(\text{hit } 4 \text{ before } 0 \mid X_0 = x)$ . Then  $s(0) = 0$ ,  $s(1) = 3/7$ ,  $s(2) = 4/7$ ,  $s(3) = 13/21$ , and  $s(4) = 1$ .*

*Proof.* Clearly  $s(0) = 0$  and  $s(4) = 1$ . Also, by conditioning on the first step, for  $1 \leq x \leq 3$  we have  $s(x) = p_{x,x-1} s(x-1) + p_{x,x+1} s(x+1)$ . In particular,  $s(1) = (1/4)s(0) + (3/4)s(2) = (3/4)s(2)$ , and  $s(2) = (1/4)s(1) + (3/4)s(3)$ , and  $s(3) = (8/9)s(2) + (1/9)s(4) = (8/9)s(2) + (1/9)$ . We solve these equations using algebra. Substituting the first equation into the second,  $s(2) = (1/4)(3/4)s(2) + (3/4)s(3)$ , so  $(13/16)s(2) = (3/4)s(3)$ , so  $s(3) = (13/16)(4/3)s(2) = (13/12)s(2)$ . Then the third equation gives  $(13/12)s(2) = (8/9)s(2) + (1/9)$ , so  $(7/36)s(2) = (1/9)$ , so  $s(2) = (1/9)(36/7) = 4/7$ . Then  $s(1) = (3/4)s(2) = (3/4)(4/7) = 3/7$ , and  $s(3) = (8/9)s(2) + (1/9) = (8/9)(4/7) + (1/9) = 13/21$ , as claimed.  $\square$

**Lemma 12.** *Suppose the Uniform Selection chain for Example 2 begins at state  $x = 4a$  for some positive integer  $a$ . Let  $C$  be the event that the chain hits  $4(a+1)$  before hitting  $4(a-1)$ . Then  $q := \mathbf{P}(C) = 9/17 > 1/2$ .*

*Proof.* By conditioning on the first step, we have that

$$\begin{aligned} q &= \mathbf{P}(C \mid X_0 = 4a) \\ &= \mathbf{P}(X_1 = 4a+1) \mathbf{P}(C \mid X_0 = 4a+1) + \mathbf{P}(X_1 = 4a-1) \mathbf{P}(C \mid X_0 = 4a-1) \\ &= (1/2) \mathbf{P}(C \mid X_0 = 4a+1) + (1/2) \mathbf{P}(C \mid X_0 = 4a-1). \end{aligned}$$



But from  $4a+1$ , by Lemma 11, we either reach  $4a+4$  before returning to  $4a$  (and “win”) with probability  $3/7$ , or we first return to  $4a$  (and “start over”) with probability  $4/7$ . Similarly, from  $4a-1$ , we either return to  $4a$  (and “start over”) with probability  $13/21$ , or we reach  $4a-4$  before returning to  $4a$  (and “lose”) with probability  $8/21$ . Hence,

$$q = (1/2) [(3/7) + (4/7)q] + (1/2) [(13/21)q + 0].$$

That is,  $q = (3/14) + (2/7)q + (13/42)q = (3/14) + (25/42)q$ . Hence,  $q = (3/14) / (17/42) = 9/17 > 1/2$ .  $\square$

We then have:

**Corollary 13.** *Suppose the Uniform Selection chain for Example 2 begins at state  $4a \geq 8$  for some positive integer  $a \geq 2$ . Then the probability it will ever reach the state 4 is  $(8/9)^{a-1} < 1$ .*

*Proof.* Consider a sub-chain  $\{\tilde{X}_n\}$  of  $\{X_n\}$  which just records new multiples of 4. That is, if the original chain is at the state  $4b$ , then the new chain is at  $b$ . Then, we wait until the original reaches either  $4(b-1)$  or  $4(b+1)$  at which point the next state of the new chain is  $b-1$  or  $b+1$  respectively. Then Lemma 12 says that this new chain is performing simple random walk on the positive integers, with up-probability  $9/17$  and down-probability  $8/17$ . Then it follows from the Gambler’s Ruin formula (e.g. [9, equation 7.2.7]) that, starting from state  $a$ , the probability that the new chain will ever reach the state 1 is equal to  $[(8/17)/(9/17)]^{a-1} = (8/9)^{a-1} < 1$ , as claimed.  $\square$

Since the chain starting at  $4a$  for  $a \geq 2$  cannot reach state 3 without first reaching state 4, Proposition 1 follows immediately from Corollary 13.

If we instead cut off the example at the state  $4L$ , then the Gambler’s Ruin formula (e.g. [9, equation 7.2.2]) says that from the state  $4(L-1)$ , the probability of reaching the state 4 before returning to the state  $4L$  is  $[(9/8)^1 - 1] / [(9/8)^{L-2} - 1] < (8/9)^{L-1}$  (since  $[A-1] / [B-1] < A/B$  whenever  $1 < A < B$ ), so the expected number of attempts to reach state 4 from state  $4L$  is more than  $(9/8)^{L-1}$ .

## References

- [1] A.B. Bortz, M.H. Kalos, and J.L. Lebowitz (1975), A New Algorithm for Monte Carlo Simulation of Ising Spin Systems. J. Comp. Phys. **17**, 10–18.

- [2] S. Brooks, A. Gelman, G.L. Jones, and X.-L. Meng, eds. (2011), Handbook of Markov chain Monte Carlo. Chapman & Hall / CRC Press.
- [3] C.J. Geyer (1991), Markov chain Monte Carlo maximum likelihood. In Computing Science and Statistics, Proceedings of the 23rd Symposium on the Interface, American Statistical Association, New York, 156–163.
- [4] W.K. Hastings (1970), Monte Carlo sampling methods using Markov chains and their applications. *Biometrika* **57**, 97–109.
- [5] N. Metropolis, A. Rosenbluth, M. Rosenbluth, A. Teller, and E. Teller (1953), Equations of state calculations by fast computing machines. *J. Chem. Phys.* **21**, 1087–1091.
- [6] S.P. Meyn and R.L. Tweedie (1993), Markov chains and stochastic stability. Springer-Verlag, London. Available at: <http://probability.ca/MT/>
- [7] G.O. Roberts, A. Gelman, and W.R. Gilks (1997), Weak convergence and optimal scaling of random walk Metropolis algorithms. *Ann. Appl. Prob.* **7**, 110–120.
- [8] G.O. Roberts and J.S. Rosenthal (2001), Optimal scaling for various Metropolis-Hastings algorithms. *Stat. Sci.* **16**, 351–367.
- [9] J.S. Rosenthal (2006), A first look at rigorous probability theory, 2nd ed. World Scientific Publishing, Singapore.
- [10] R.H. Swendsen and J.S. Wang (1986), Replica Monte Carlo simulation of spin glasses. *Phys. Rev. Lett.* **57**, 2607–2609.