

# DEPA: SELF-SUPERVISED AUDIO EMBEDDING FOR DEPRESSION DETECTION

Heinrich Dinkel\*, Pingyue Zhang\*, Mengyue Wu, Kai Yu

MoE Key Lab of Artificial Intelligence  
SpeechLab, Department of Computer Science and Engineering  
Shanghai Jiao Tong University

## ABSTRACT

Depression detection research has increased over the last few decades as this disease is becoming a socially-centered problem. One major bottleneck for developing automatic depression detection methods lies on the limited data availability. Recently, pretrained text-embeddings have seen success in sparse data scenarios, while pretrained audio embeddings are rarely investigated. This paper proposes *DEPA*, a self-supervised, Word2Vec like pretrained *depression audio* embedding method for depression detection. An encoder-decoder network is used to extract DEPA on sparse-data in-domain (DAIC) and large-data out-domain (switchboard, Alzheimer’s) datasets. With DEPA as the audio embedding, performance significantly outperforms traditional audio features regarding both classification and regression metrics. Moreover, we show that large-data out-domain pretraining is beneficial to depression detection performance.

**Index Terms**— Deep neural networks, automatic depression detection, convolutional neural networks, feature embedding

## 1. INTRODUCTION

Depression, a disease of considerable attention, has been affecting more than 300 million people worldwide. With the severity of depression growing without an adequate cure, a person with such illness will suffer from multiple symptoms, including insomnia, loss of interest, and at the extreme end, committing suicide. An increasing amount of research has been conducted on automatic depression detection and severity prediction, in particular, from conversational speech, which has embedded crucial information about one’s mental state. However, the models so far are heavily restricted by the limited amount of depression data. This data sparsity has caused difficulty in accuracy enhancement and reproduction.

Many sparse scenarios in natural language processing (NLP) tasks have benefited from pretrained text embed-

dings like GloVe[1], BERT[2] and ELMo[3]. Regarding multi-modal research, pretrained audio embeddings such as SoundNet[4] have been found to outperform traditional spectrogram based features regarding acoustic environment classification. All these pretrained neural networks take advantage of a self-supervised encoder-decoder model, which does not require manual labeling and, therefore, can be pretrained on large datasets.

However, little research has been done on pretraining audio features. Utilizing audio-based features for depression detection has its potential downsides compared to high-level text-based features: 1) Content-rich audio contains undesirable information, such as environmental sounds, interfering speech, and noise. 2) Features are typically low-level and extracted within a short time-scale (e.g., 40ms), each containing little information about high-level entire sequence (e.g., spoken word).

In our point of view, a successful audio-embedding for depression detection needs to be extracted on sequence-level [5] (e.g., sentence), in order to capture rich, long-term spoken context as well as emotional development within an interview. Thus, this work aims to explore whether depression detection via audio can benefit from a pretrained network.

**Contribution** This paper proposes *DEPA*, a self-supervised, Word2Vec like pretrained *depression audio* embedding method for automatic depression detection. Two sets of DEPA experiments are conducted. First, we investigate the use of DEPA by pretraining on depression (in-domain) data. Second, we further explore out-domain pretraining on other mental disorders interviewing conversation datasets and general-purpose speech datasets. To our knowledge, this is the first time a pretrained network is performed on a depression detection task. More importantly, this can be generated to other speech research with limited data resources.

## 2. RELATED WORK

In this section, related work on depression detection and self-supervised learning will be discussed.

\*Equal contribution. Mengyue Wu and Kai Yu are the corresponding authors. This work has been supported by the Major Program of National Social Science Foundation of China (No.18ZDA293). Experiments have been carried out on the PI supercomputer at Shanghai Jiao Tong University.

## 2.1. Depression detection

Various methods have been proposed for automatic depression detection. Previous speech-based detection work has experimented on various acoustic features, like prosodic features (e.g., pitch, jitter, loudness, speaking rate, energy, pause time, intensity, etc.), spectral features (e.g., formants, energy spectrum density, spectral energy distribution, vocal tract spectrum, spectral noise, etc.) and cepstral features (e.g., Mel-Frequency Cepstral Coefficients [6]), and more recently, feature combinations like COVAREP (CVP)[7], which consists of a high-dimensional feature vector covering common features such as fundamental frequency and peak slope. Also deep learning methods have been employed to extract high-level feature representations [5, 8]. Despite the tryout on different features and models, the F1 accuracy generated from speech-based depression detection is average. Work in [9] indicated that by pretraining text-embeddings on a large, task-independent corpus, can significantly enhance detection performance.

## 2.2. Self-supervised learning

Self-supervised learning is a technique where training data is autonomously labeled, yet the training procedure is supervised. In NLP, pretrained word embeddings are trained with self-supervised learning, being applied to a variety of tasks, and achieving superior performance. The main philosophy is to predict the next words/sentences, given a contextual history/future, without requiring any manual labeling. Self-supervised methods can also extract some useful information about the data itself. Our main inspiration for this work stems from [10], where a self-supervised approach was taken to extract general-purpose audio representations. This method can thus be applied to depression detection to capture implicit information underneath each speaker’s speech and make predictions on their depressed state.

## 3. METHOD

We propose DEPA, an auditory feature extracted via a neural network to capture non-trivial speech details. Our proposed method consists of a self-supervised encoder-decoder network, where the encoder is later used as DEPA embedding extractor from spectrograms. Given a spectrogram of a specific audio clip  $\mathbf{X} \in \mathbb{R}^{S \times F}$ , where  $S$  is the number of frames and  $F$  the data dimension (e.g., frequency bins).

We proceed to slice  $\mathbf{X}$  into  $\lfloor \frac{S}{(2k+1) \cdot T} \rfloor$  non-overlapping sub-spectrograms  $\mathbf{X}_i \in \mathbb{R}^{((2k+1) \cdot T) \times F}$ . Then,  $2k + 1$  sub-spectrograms are selected with  $k$  spectrograms before and after a center one  $\mathbf{M}_0$ :

$$\mathbf{X}_i = [\mathbf{M}_{-k}, \mathbf{M}_{-k+1}, \dots, \mathbf{M}_{-1}, \mathbf{M}_0, \mathbf{M}_1, \dots, \mathbf{M}_{k-1}, \mathbf{M}_k],$$

where  $\mathbf{M}_i \in \mathbb{R}^{T \times F}$ . The self-supervised training process treats the center spectrogram  $\mathbf{M}_0$  as the target label, given its surrounding spectrograms  $\mathbf{M}_i$ , ( $i \neq 0$ ) and computes the embedding loss (Equation (1)). The detailed pretraining process can be seen in Algorithm 1 and depicted in Figure 1.

---

### Algorithm 1: Pseudo code of pretraining DEPA

---

- 1: **Algorithm** DEPA ( $\mathbf{X}, \Omega, \Phi$ )
  - 2:  $\mathbf{X}_i = \mathbf{A}$  a sequence of  $(2k + 1), T$  sized spectrograms
  - 3:  $\mathbf{M}_0 =$  center spectrogram of  $\mathbf{X}_i$
  - 4:  $[\mathbf{M}_{-k} \dots \mathbf{M}_{-1}, \mathbf{M}_1 \dots \mathbf{M}_k] = k$  spectrograms before and after  $\mathbf{M}_0$
  - 5:  $\mathbf{v} = \text{encode}([\mathbf{M}_{-k} \dots \mathbf{M}_{-1}, \mathbf{M}_1 \dots \mathbf{M}_k], \Omega)$
  - 6:  $\mathbf{M}'_0 = \text{decode}(\mathbf{v}, \Phi)$
  - 7:  $\mathcal{L}_{\text{embed}} = \text{MSE}(\mathbf{M}'_0, \mathbf{M}_0)$
  - 8: Update model parameters  $\Omega, \Phi$ .
- 

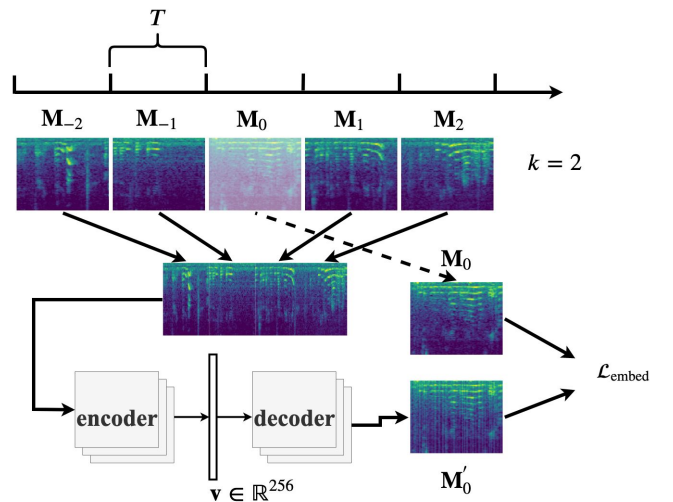


Fig. 1. DEPA pretraining framework.

$$\mathcal{L}_{\text{embed}} = \sqrt{\sum_{t=1}^T \sum_{d=1}^D (\mathbf{M}_{0,t,d} - \mathbf{M}'_{0,t,d})^2}. \quad (1)$$

**Encoder architecture:** The encoder architecture contains three downsampling blocks. Each block consists of a convolution, average pooling, batchnormalization, and ReLU activation layer.

**Decoder architecture:** The decoder upsamples  $\mathbf{v}$  via three transposed convolutional upsampling blocks and predicts the center spectrogram  $\mathbf{M}'_0 \in \mathbb{R}^{T \times F}$ . The model is then updated via the embedding loss in Equation (1). The encoder-decoder architecture is shown in Figure 2.

After pretraining the encoder-decoder network, DEPA is extracted via feeding a variable-length audio segment  $\mathbf{R}$  (here

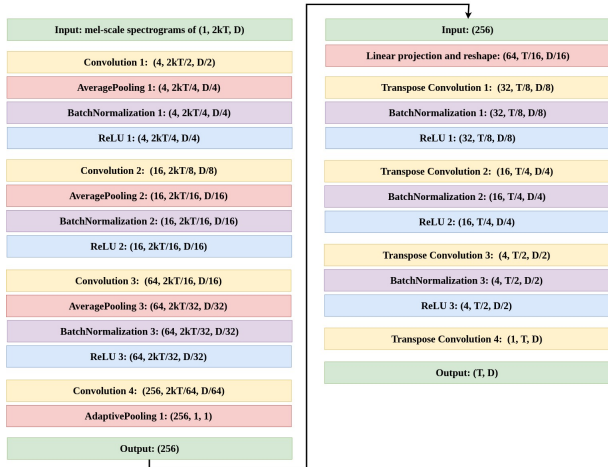


Fig. 2. DEPA pretraining encoder-decoder architecture.

on response-level) into the encoder model and obtaining a single 256-dimensional embedding. DEPA is then further fed into a depression detection network, which will be discussed in Section 4.1.

**Data** We aim to compare DEPA in regards to pretraining on related, e.g., in-domain (depression detection) and out-domain (e.g., speech recognition) datasets.

Domain	Dataset	Duration(h)	Language
In	DAIC	13	English
Out	AD	400	Mandarin
	SWB	300	English

Table 1. Utilized datasets for DEPA pretraining.

Regarding in-domain data, we utilized the publicly available DAIC dataset for in-domain pretraining in order to compare DEPA to traditional audio feature approaches. In order to ascertain DEPA’s usability, we further used the mature switchboard (SWB) dataset, containing English telephone speech. The Alzheimer’s disease (AD) dataset was privately collected from a Shanghai Mental Clinic, containing about 400 hours (questions and answers) of Mandarin interview material from senior patients. The three datasets can be seen in Table 1.

## 4. EXPERIMENTS

**Depression Data** The most broadly used dataset within depression detection is the Distress Analysis Interview Corpus - Wizard of Oz (DAIC) [11, 12], which encompasses 50 hours of data collected from 189 clinical interviews from a total of 142 patients. Two labels are provided for each participant: a binary diagnosis of depressed/healthy and the pa-

tient’s eight-item Patient Health Questionnaire score (PHQ-8) metric[13]. Thirty speakers within the training (28 %) and 12 within the development (34 %) set are classified to have depression (binary value is set to 1). The DAIC dataset is fully transcribed, including corresponding on- and offsets within the audio. The training subsets contains approximately 13 hours, and the development set approximately 6 hours of responses. This database was previously used for the Audio/Visual Emotion Challenge 2017 (AVEC2017) [14], While this dataset contains training, development and test subsets, our evaluation protocol is reported on the *development* subset, since test subset labels are only available to participants of the AVEC2017 challenge.

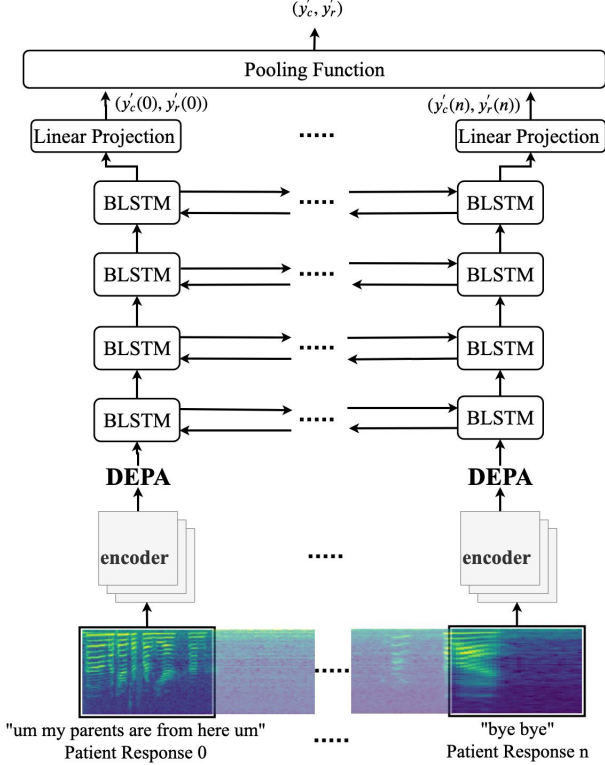
**Feature Selection** Two features are investigated: MSP and CVP. Due to different sample rates across the datasets, we resample each datasets’ audio to 22050 Hz. 128 dimensional MSP are extracted with a window length of  $93ms$  every  $23ms$ . Higher-order statistics (mean, median, variance, min, max, skewness, kurtosis) of CVP features (HCVP) within an audio segment 79-dimensional feature across an audio segment, therefore being 553 dimensional.

**DEPA Pretraining Process** In this work, the encoder-decoder training utilizes MSP features, with the hyperparameters  $k = 3, T = 96$ , which extracts a 256 dimensional DEPA embedding. Moreover, the model is trained for 4000 epochs using Adam optimization with a starting learning rate of 0.004. The pretraining process differs for in-domain and out-domain datasets. For in-domain data, all responses of a patient are concatenated, meaning that silence or speech of the interviewer is neglected. For out-domain data, no preprocessing is done, meaning that the entire dataset is utilized.

### 4.1. Depression Detection

**Model** The final decision about the depression state and severity is carried out by a multi-task model, based on previous work in [9]. This approach models a patients’ depression sequentially, meaning that only the patients’ responses are utilized. Due to the recent success of LSTM networks in this field [8, 9], our depression prediction structure follows a bidirectional LSTM (BLSTM) approach with four layers of size 128. A dropout of 0.1 is applied after each BLSTM layer to prevent overfitting. The model outputs at each response  $r$  (timestep) a two dimensional vector  $(y'_c(r), y'_r(r))$ , representing the estimated binary patient state  $(y_c(r))$  as well as the PHQ8 score  $(y'_r(r))$ . Finally, first timestep pooling is applied to reduce all responses of a patient to a single vector  $(y_c(0), y'_r(0))$ . The architecture is shown in Figure 3.

**Metric** Similar to [9], binary cross entropy loss between  $y_c, y'_c$  is used for binary classification (Equation (2)), while



**Fig. 3.** Depression detection with DEPA. The encoder from the proposed encoder-decoder model provides the BLSTM network with high-level auditory features.

huber loss between  $y_r, y'_r$  is used for regression (Equation (3)), where  $y_c, y_r$  are the ground truth PHQ8 binary and PHQ8 score, respectively.  $\sigma$  is the sigmoid function.

$$\ell_{bce}(y'_c, y_c) = -[y_c \cdot \log y'_c + (1 - y_c) \log(1 - y'_c)] \quad (2)$$

$$\ell_{hub}(y'_r, y_r) = \begin{cases} 0.5(y_r - y'_r)^2, & \text{if } |y_r - y'_r| < 1 \\ |y_r - y'_r| - 0.5, & \text{otherwise} \end{cases} \quad (3)$$

$$\ell(y'_c, y_c, y'_r, y_r) = \ell_{bce}(\sigma(y'_c), y_c) + \ell_{hub}(y'_r, y_r) \quad (4)$$

Results are reported in terms of mean average error (MAE), and root mean square deviation (RMSE) for regression and macro-averaged F1 score for classification.

**Detection training process** Training the detection process differs among DEPA, HCVP, and MSP features slightly. Even though all of them are extracted on response-level, HCVP and DEPA are fixed-sized vector representations, while MSP is a variable-length feature sequence. Data standardization is applied by calculating a global mean and variance on the training set and applying those on the development set. Adam optimization with a starting learning rate of 0.004 is used.

## 5. RESULTS

Pretrain	Feature	Classification			Regression	
		Pre	Rec	F1	MAE	RMSE
$\times$	MSP	0.71	0.53	0.61	6.07	6.94
$\times$	HCVP	0.73	0.66	0.69	4.95	6.45
DAIC	DEPA	0.72	0.72	0.72	4.72	6.10
SWB	DEPA	0.80	0.69	<b>0.74</b>	5.27	6.53
AD	DEPA	0.75	0.73	<b>0.74</b>	<b>4.65</b>	<b>5.99</b>
$\Sigma$	DEPA	0.68	0.56	0.61	5.46	6.85

**Table 2.** Comparison between detection with and without DEPA pretraining, regarding three utilized datasets.  $\Sigma$  represents the use of all three datasets for DEPA extraction.

Results in Table 2 are compared on two different levels:

**Feature Comparison** The first two rows of Table 2, indicate that indeed, fixed-sized response-level features (HCVP) outperform variable-sized sequence features (MSP). Regarding in-domain training (3rd row), DEPA excels in comparison to both traditional features in terms of classification and regression performance.

**Out-domain DEPA** pretraining has produced interesting results: pretraining on both out-domain datasets SWB and AD outperform the in-domain DAIC in terms of binary classification (F1). Further, pretraining on AD resulted in the lowest regression error rates in terms of MAE and RMSE. We think the superior performance of AD pretraining is because some cognitive impairment is highly related to depression; thus, more speech characteristics are shared between AD and DAIC (depression). More importantly, by jointly training on all available datasets (713h), performance reduces to MSP levels, implying that while pretraining can be done on virtually any dataset, one should pay attention to coherent dataset content. It is thus our future interest to explore how generalized a pretrained audio embedding is, given the fact that emotion can be language-independent.

## 6. CONCLUSION

This work proposed DEPA, an audio embedding pretraining method for automatic depression detection. An encoder-decoder model is trained in self-supervised fashion to predict and reconstruct a center spectrogram given a spectrogram context. Then, DEPA is extracted from the trained encoder model and fed into a multi-task depression detection BLSTM. DEPA exhibits an excellent performance compared to traditional spectrogram and COVAREP features. *In-domain* results suggest a significantly better result (F1 0.72, MAE 4.72) on detection presence detection compared to traditional spectrogram features without DEPA (F1 0.61, MAE 6.07). *Out-domain* results imply that DEPA pretraining can be done on virtually any spoken-language dataset, while at the same time being beneficial to depression detection performance.

## 7. REFERENCES

- [1] Jeffrey Pennington, Richard Socher, and Christopher D Manning, “GloVe: Global Vectors for Word Representation,” in *Empirical Methods in Natural Language Processing (EMNLP)*, 2014, pp. 1532–1543.
- [2] Jacob Devlin, Ming-Wei Chang, Kenton Lee, and Kristina Toutanova, “Bert: Pre-training of deep bidirectional transformers for language understanding,” *arXiv preprint arXiv:1810.04805*, 2018.
- [3] Matthew E. Peters, Mark Neumann, Mohit Iyyer, Matt Gardner, Christopher Clark, Kenton Lee, and Luke Zettlemoyer, “Deep contextualized word representations,” in *Proc. of NAACL*, 2018.
- [4] Yusuf Aytar, Carl Vondrick, and Antonio Torralba, “Soundnet: Learning sound representations from unlabeled video,” in *Advances in Neural Information Processing Systems*, 2016.
- [5] Albert Haque, Michelle Guo, Adam S Miner, and Li Fei-Fei, “Measuring depression symptom severity from spoken language and 3d facial expressions,” *arXiv preprint arXiv:1811.08592*, 2018.
- [6] Emna Rejaibi, Ali Komaty, Fabrice Meriaudeau, Said Agrebi, and Alice Othmani, “Mfcc-based recurrent neural network for automatic clinical depression recognition and assessment from speech,” *arXiv preprint arXiv:1909.07208*, 2019.
- [7] Gilles Degottex, John Kane, Thomas Drugman, Tuomo Raitio, and Stefan Scherer, “COVAREP - A collaborative voice analysis repository for speech technologies,” in *Proceedings of IEEE International Conference on Acoustics, Speech and Signal Processing (ICASSP 2014)*, Florence, Italy, May 2014, pp. 960–964, IEEE.
- [8] Tuka Al Hanai, Mohammad Ghassemi, and James Glass, “Detecting depression with audio/text sequence modeling of interviews,” in *Proc. Interspeech 2018*, 2018, pp. 1716–1720.
- [9] Heinrich Dinkel, Mengyue Wu, and Kai Yu, “Text-based depression detection: What triggers an alert,” *arXiv preprint arXiv:1904.05154*, 2019.
- [10] Marco Tagliasacchi, Beat Gfeller, Félix de Chaumont Quitry, and Dominik Roblek, “Self-supervised audio representation learning for mobile devices,” *arXiv preprint arXiv:1905.11796*, 2019.
- [11] Jonathan Gratch, Ron Artstein, Gale Lucas, Giota Stratou, Stefan Scherer, Angela Nazarian, Rachel Wood, Jill Boberg, David DeVault, Stacy Marsella, David Traum, Albert Rizzo, and Louis-Philippe Morency, “The Distress Analysis Interview Corpus of human and computer interviews,” in *Proceedings of the Ninth International Conference on Language Resources and Evaluation (LREC 2014)*, Reykjavik, Iceland, May 2014, pp. 3123–3128, LREC.
- [12] David DeVault, Ron Artstein, Grace Benn, Teresa Dey, Ed Fast, Alesia Gainer, Kallirroi Georgila, Jon Gratch, Arno Hartholt, Margaux Lhomme, Gale Lucas, Stacy Marsella, Fabrizio Morbini, Angela Nazarian, Stefan Scherer, Giota Stratou, Apar Suri, David Traum, Rachel Wood, Yuyu Xu, Albert Rizzo, and Louis-Philippe Morency, “Simsensei kiosk: A virtual human interviewer for healthcare decision support,” in *Proceedings of the 2014 International Conference on Autonomous Agents and Multi-agent Systems*, Richland, SC, 2014, AAMAS ’14, pp. 1061–1068, International Foundation for Autonomous Agents and Multiagent Systems.
- [13] Kurt Kroenke, Tara W. Strine, Robert L. Spitzer, Janet B W Williams, Joyce T. Berry, and Ali H. Mokdad, “The phq-8 as a measure of current depression in the general population,” *Journal of Affective Disorders*, vol. 114, no. 1-3, pp. 163–173, 4 2009.
- [14] Fabien Ringeval, Björn Schuller, Michel Valstar, Jonathan Gratch, Roddy Cowie, Stefan Scherer, Sharon Mozgai, Nicholas Cummins, Maximilian Schmitt, and Maja Pantic, “Avec 2017: Real-life depression, and affect recognition workshop and challenge,” in *Proceedings of the 7th Annual Workshop on Audio/Visual Emotion Challenge*, New York, NY, USA, 2017, AVEC ’17, pp. 3–9, ACM.