

SPEECHBERT: CROSS-MODAL PRE-TRAINED LANGUAGE MODEL FOR END-TO-END SPOKEN QUESTION ANSWERING

Yung-Sung Chuang Chi-Liang Liu Hung-Yi Lee

College of Electrical Engineering and Computer Science, National Taiwan University

b05901033@ntu.edu.tw, {liangtaiwan1230,tlkagkb93901106}@gmail.com

ABSTRACT

While end-to-end models for spoken language understanding tasks have been explored recently, there is still no end-to-end model for spoken question answering (SQA) tasks, which would be catastrophically influenced by speech recognition errors. Meanwhile, pre-trained language models, such as BERT, have performed successfully in text question answering. To bring this advantage of pre-trained language models into spoken question answering, we propose SpeechBERT, a cross-modal transformer-based pre-trained language model. As the first exploration in end-to-end SQA models, our results matched the performance of conventional approaches that fed with output text from ASR and only slightly fell behind pre-trained language models, showing the potential of end-to-end SQA models.

Index Terms— Spoken Question Answering, Spoken Language Understanding, Language Model Pre-training

1. INTRODUCTION

Machine comprehension (MC) on text data has a large improvement recently after large-scale self-supervised pre-trained language models appeared, such as BERT [1], GPT [2]. Instead of learning MC tasks from scratch, these model is firstly pre-trained on a large unannotated corpus to learn self-supervised representations for general language and then is fine-tuned on the downstream MC dataset. This training schedule helps the model to tackle MC tasks and achieve comparable results to human performance on SQuAD datasets [3, 4].

Previous work [5] indicated that doing MC on spoken content is much more difficult than on text content, because speech recognition errors have catastrophic impact on MC. On the other hand, an end-to-end model for spoken language task, such as spoken language understanding (SLU) and speech to speech translation, is promising to solve the ASR error propagation problem, although by now the performance of most of the end-to-end models is still not as good as the performance of the corresponding natural language task.

In our work, we proposed **SpeechBERT**, a pre-trainable model of generic representation for speech and text tasks. By combining the pre-trained language models with a spoken audio encoder, our end-to-end model can circumvent the negative impact caused by cascading ASR and QA models that are trained separately. First, we pre-train the SpeechBERT model both on text corpus and speech audio to enable the model to extract useful semantic features on both speech and text content. When fine-tuning on the MC task, the whole model can be jointly optimized without an error bottleneck caused by ASR. As the first work for end-to-end spoken question answering (SQA), our model gets the results close to the performance of cascading ASR and QA models. Although the room for improvement exists, it is a good first step towards end-to-end SQA.

2. RELATED WORKS

2.1. Speech Segment Embedding

In a series of investigations, people want to extract semantic embeddings from speech feature segments given predefined segment boundaries. Speech2Vec [6] used a speech feature level sequence-to-sequence network to imitate the training process of skip-gram or CBOW in Word2Vec [7] to help the model extract more semantic feature. Unsupervised segmentation method [8] was also proposed to jointly learn to segment spoken words and extract the speech embeddings. After learning the speech segment embeddings, the following works [9, 10] tried to map them to a regular word embedding, as we do in bilingual embedding mapping [11], either in supervised (using paired seeds) or unsupervised (using Generative Adversarial Networks [12]) approaches. Promising as these works sound, by now the mapping qualities are far from that of a bilingual embedding mapping case. The correctness of the mapping between speech and text embeddings is at most near 25% [10] even with the aid of oracle boundaries. That indicates the difficulty of disentangling semantic information from noisy speech signals without a supervised ASR model.

We also used the speech segment embedding concept in this work. The method will be introduced in 3.2.2. However, because the baseline methods of the SQA tasks already include a supervised ASR model as front end, we do not impractically pursue a fully unsupervised method for speech content extraction. Instead, we use the labels of what words are exactly represented by speech segments in the pre-training stage.

2.2. End-to-end Model for Spoken Language Tasks

Conventional methods for spoken language tasks need an ASR as a front-end module to extract semantic information from speech signals into plain text. The output of ASR will be treated as natural language data and fed into regular NLP models for downstream tasks. The end-to-end model aims to tackle the whole task from speech level features without cascading the ASR model. The end-to-end model has the benefits: 1) it optimizes the metric of the final task directly, instead of optimizing toward different targets for ASR and NLP models separately 2) it avoids error propagation problem caused by ASR bottleneck 3) the direct exposure of speech information to downstream models can help the model to capture useful information that is not shown in text transcripts.

Regular spoken language understanding (SLU) tasks like intent classification and slot filling have been explored in end-to-end methods [13, 14, 15, 16] wider recently compared to spoken question answering (SQA) tasks [5]. However, these two tasks are at different levels of difficulty. SLU task is a sentence-level classification problem that needs to fill the slots from pre-defined classes by extracting some local information in a short utterance. As the literal

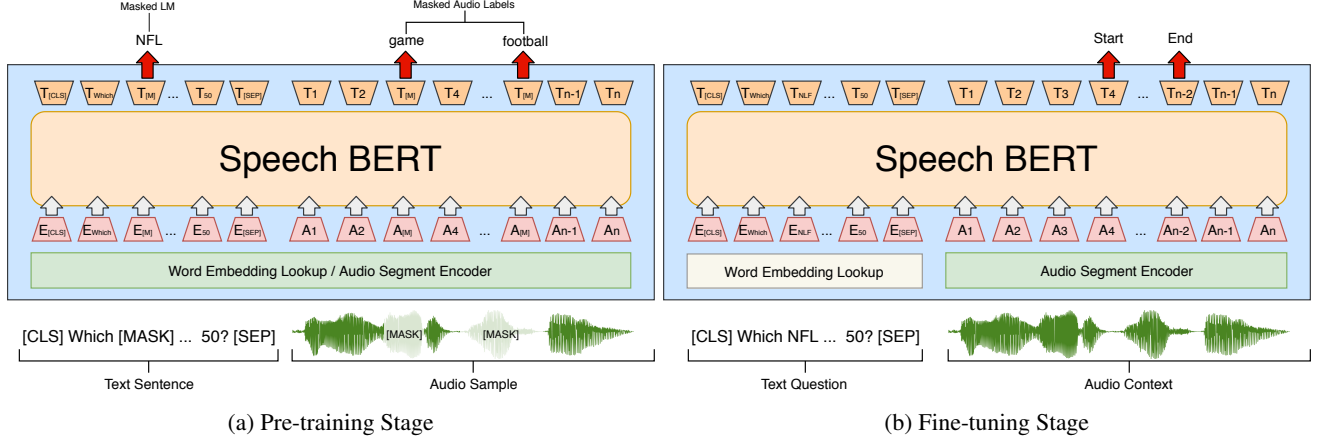


Fig. 1: An overview of our SpeechBERT model. The models architecture in pre-training stage and fine-tuning stage are identical, except output layers. As in BERT model, the special token [CLS] is added in front of every input example, and [SEP] is a special special sperator token for seperating text (question) and audio (context)

meaning of the short utterance is extracted by the SLU model, it is not far from making a correct classification. Compared to SLU, the inputs in the SQA task are much longer spoken paragraphs. Besides understanding the literal meaning, the SQA model needs to organize the global information first because the sophisticated reasoning in the paragraph is required to answer the questions. Fine-grained information is also needed to predict the exact position of the answer span from a very long context. Therefore, we will solve it by pointer networks[17] instead of classification models. These are the reasons why SQA would be a harder problem than SLU.

3. SPEECHBERT

Based on the BERT [1] model, we extend the BERT architecture with a speech segment encoder, which functions as an alternative module of the ASR model. Instead of recognizing words, the speech segment encoder aims to directly find good speech representations that can be fed into the BERT model, makes it possible to process text and speech in a shared BERT model. The model architecture and training process in illustrated in Figure 1.

3.1. BERT for Text Pre-training

BERT is a multi-layer Transformer [18] model. For the text part, given a token sequence $X_{\text{text}} = \{x_1, x_2, \dots, x_n\}$, we represent the tokens with vectors $E_{\text{text}} = \{e_1, e_2, \dots, e_n\}$. Then we sum E and positional embeddings and sentence segment embeddings to get E'_{text} . Then E'_{text} will be fed into the multi-layer Transformer. At the output layer of BERT, we use the output features to do two tasks: masked language model (MLM) and next sentence prediction (NSP). MLM is to randomly replace 15% of vectors in E_{text} with a special mask token vector e_{mask} and predict the masked tokens at the same position of output features. NSP is to predict whether the tokens with different sentence segment embeddings are from successive sentences. However, some recent study [19, 20, 21, 22] have indicated that NSP does not improve performance but hurt it instead, so we removed this part and only trained MLM in our setting.

3.2. Speech Segment Encoder Pre-training

For the speech part, we have a speech feature sequence $X_{\text{speech}} = \{x_1, x_2, \dots, x_t\}$ where t denotes the number of acoustic features. The speech feature sequence is segmented into audio segments in

Section 3.2.1. Given the word boundaries, we encode each segment to get speech version of word vectors $E_{\text{speech}} = \{e_1, e_2, \dots, e_n\}$ where n denotes the number of segments. The encoding method will be described in Section 3.2.2.

3.2.1. Speech Segmentation

Segmentation for Training Stage: To effectively extract semantic features in speech signals, we segment the Mel Frequency Cepstral Coefficients (MFCCs) sequences according to the predefined boundaries from forced alignment of an off-the-shelf ASR model.

Segmentation for Testing Stage: At the testing stage, we can not access the ground truth labels to run forced alignment, so we use the ASR model to get the word pseudo-label sequence to run forced alignment. Even with wrong words in ASR recognition results, the boundaries found by forced alignment are usually corresponding to some other true words.

3.2.2. Phonetic-Semantic Joint Embedding

After getting the speech feature segments, we used an RNN sequence-to-sequence autoencoder to encode the segments to obtain phonetic embeddings that captures the phonetic information of acoustic words. The autoencoder training procedure makes audio that have similar phonetic features cluster together. However, due to the need to act as the inputs of the BERT model, simply fitting on pure phonetic information without considering the semantic relations between acoustic words is not desirable. Hence, we use the labels according to acoustic words to get the primary word vectors from the word embedding layer of BERT if words are not in out-of-vocabularies. For each paired audio segment and word, we add a loss term by calculating the L1-distance between the two paired vectors. By doing so, the autoencoder model can learn to fit the BERT input distribution for semantic word embedding, while keeping the acoustic information to reconstruct the original MFCC features as much as possible. This regularization helps the model learn a joint embedding space both for text and speech embedding, extracting semantic level features from speech directly.

To make the concept clear, we listed the loss terms to optimize. Given audio segment $x = (x_1, x_2, \dots, x_T)$ as input features, the RNN encoder encode it as a vector z . The RNN decoder network maps z to output $y = (y_1, y_2, \dots, y_T)$. The encoder-decoder network are trained to minimize the reconstruction error:

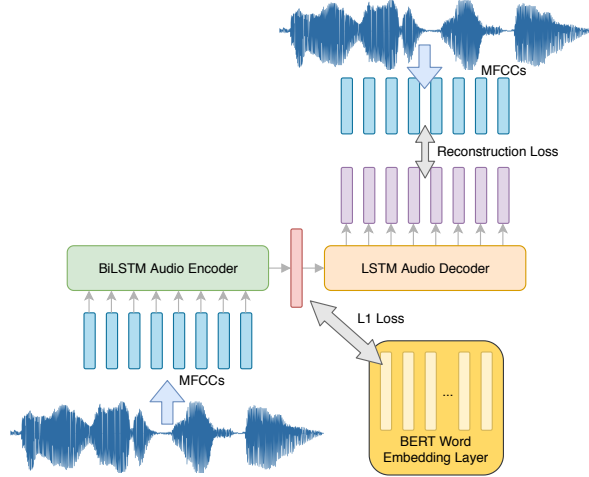


Fig. 2: Demonstration of the training procedure for Phonetic-Semantic Joint Embedding. After the embedding is learned, the encoded vector (red) will be fed into BERT as input.

$$\mathcal{L}_{\text{recons}} = \sum_{t=1}^T \|x_t - y_t\|_2^2$$

At the same time, the vector z is constrained by L1-distance loss term:

$$\mathcal{L}_{L_1} = \|z - \text{Emb}(t_x)\|_1$$

t_x is the token label behind the audio segment x and Emb is the embedding layer of BERT.

3.3. Speech & Text Corpus MLM Jointly Pre-training

After speech segment encoder is well trained, we pre-trained the SpeechBERT with text and speech corpus, then fine-tuning it on downstream QA task.

To denoise the audio representation and to allow feeding BERT not only discrete text embedding but also continuous speech embedding, we jointly optimize MLM loss for both speech and text. The training target of text MLM have been described in 3.1. For speech part, after getting audio representations E_{speech} of the audio segments, we also randomly replace 15% of vectors with e_{mask} as we do in 3.1. For the supervised setting, we can just predict what corresponding tokens are exactly behind the masked speech segments, like MLM.

Considering the performance reported in another end-to-end SLU work [23] did not show much improvement when unfreezing the speech feature extraction layer, we freeze the speech encoder network in the MLM training process to speed up the whole training procedure. However, the word embedding is unfrozen to adapt to coexist with speech embedding.

3.4. Fine-tuning on Question Answering

After MLM pre-training, the downstream QA task is fine-tuned to minimize the loss term for predicting the correct start/end position of the answer span, as already proposed in BERT [1]. By introducing a start vector $S \in \mathbb{R}^H$ and an end vector $E \in \mathbb{R}^H$, we compute a dot product for S and each final hidden vector $T_i \in \mathbb{R}^H$ from BERT. The dot product value is softmax-normalized over all words in the sentence to compute the probability of word i being the start position. End position prediction follows the same procedure.

4. EXPERIMENTAL SETUP

4.1. Data

We trained our SpeechBERT model on the Spoken SQuAD [5] dataset, which contains all paragraphs in audio file format while all questions in plain text as the original SQuAD dataset. Also, it contains a SQuAD format ASR transcripts which have 37,111 question answer pairs as the training set and 5,351 as the testing set. The dataset is smaller than the official SQuAD dataset since Spoken SQuAD removed questions that can not find answers in the ASR transcripts. The boundaries of the audio are found from forced alignment with Kaldi [24], either using ground truth text in training set or ASR transcripts in the testing set. To fine-tuning on Spoken SQuAD, we mapped the correct start/end points of the answer span to audio segments from the paragraph sequence in the original SQuAD training set. The answer segment can also be found in testing set using ASR transcripts provided by Spoken SQuAD.

4.2. Model Settings

4.2.1. Speech Segment Encoder

For speech segment encoder pre-training, we used a bidirectional LSTM as the encoder and a single-directional LSTM as the decoder, both with the input size 39 (MFCC-dim) and hidden size 768 (BERT embedding-dim). Two layers of the fully-connected network are added at the encoder output to enable the encoder to transform the encoded information to fit BERT embedding space. We directly used the audio from Spoken SQuAD training set to train this encoder-decoder network.

4.2.2. BERT Model

We used a PyTorch implementation of BERT¹ to build our BERT model in 12 layers bert-base-uncased setting. For compatibility between text and speech embedding, we did not use the WordPiece tokenizer [25] to process text. Instead, we randomly initialized a new embedding layer with our vocabulary set counted in the dataset. The official pre-trained weights are loaded into the weights of our BERT model other than the embedding layer weights. To make the new embedding layer already prepared before text and speech joint training, we trained the MLM task on the text part of Spoken SQuAD training set for three epochs. In text and speech joint training, we directly used the Spoken SQuAD training set. Both the text part and the audio part are fed into the BERT model.

5. EXPERIMENTAL RESULTS

The comparison between our end-to-end model with other ASR + QA model is shown in Table 1. ASR + QA models were trained and tested on ASR transcripts from Spoken SQuAD dataset, while our SpeechBERT was trained and tested on audio files. The F1 and Exact Match (EM) score of our model is competitive to most of the previous methods although still not outperforms the BERT trained on ASR transcripts. Considering the difficulty of the end-to-end SQA model that dealing with noisy speech features and extracting semantic information in one model is needed, the results are promising enough to show the potential of end-to-end approaches.

5.1. Ablation Studies

5.1.1. Improvement by LM pre-training

To evaluate the contribution of cross-modal language model pre-training, we did the experiment of fine-tuning on SQA directly from text pre-trained weights without speech text joint MLM pre-training.

¹<https://github.com/huggingface/transformers>

Table 1: Experiment results. Ground truth is denoted by GT. ASR transcripts is denoted by ASR trans. GT segment means forced alignment on ground truth is used in testing time. SQuAD development set and Spoken SQuAD testing set are denoted by SQuAD-dev and SpokenS-test, respectively.

MODEL (train on plain text)	SQuAD-dev (GT text)		SpokenS-test (ASR trans.)	
	EM	F1	EM	F1
BiDAF [26]	58.4	69.9	37.02	50.9
R-NET [27]	66.34	76.20	44.75	58.68
Mnemonic Reader [28]	64.00	73.35	40.36	52.87
Dr.QA [13]	62.84	73.74	41.16	54.51
FusionNet [29]	70.47	79.51	46.51	60.06
BERT [1]	76.90	85.71	55.93	68.26
BERT [1] w/o WordPiece	72.24	82.59	48.71	66.27
(train on audio)			EM	F1
SpeechBERT	w/ MLM		47.84	61.98
	w/o MLM		46.11	60.23
SpeechBERT w/ GT segment	w/ MLM		49.34	63.27
	w/o MLM		47.90	61.97

As expected, the F1 and EM scores are dropped by about 1.7, showing the benefits of joint MLM pre-training before fine-tuning.

5.1.2. Quality of Segmentation

We wondered that if the performance is restricted by the quality of word boundaries which is found by forced alignment with ASR transcripts, which have 22.73% WER as mentioned in Spoken SQuAD [5]. To observe whether the quality of segmentation is the bottleneck of performance, we tested our model on the Spoken SQuAD testing set with ground truth text forced alignment used in training time, which would be more accurate than ASR transcripts forced alignment. However, the performance change higher only within 1.3 to 1.5 for F1 and EM scores. This showed that the quality of boundaries is not the main problem that causes performance lower.

5.2. Error Analysis

5.2.1. Out-of-vocabulary

Although out-of-vocabulary (OOV) is not an issue for spoken audio, we found the OOVs in question text part make the performance lower. As mentioned in the last section, to make the SpeechBERT model be able to process cross-modal input consistently both for speech and text in the same unit, we discarded the WordPiece [25] tokenizer and use the same vocabulary set as used in our SpeechBERT model. However, this modification disables the model to use WordPiece tokenizer to process name entities, which is crucial for answering correctly. To evaluate our conjecture, we trained a BERT with the same setting on the transcripts of Spoken SQuAD training set but using our new vocabulary set. Consistent with our hypothesis, the F1 and EM score consistently dropped by 2 to 7 for both Spoken SQuAD testing set and SQuAD dev set.

5.2.2. Comparison in different WER

Although our SpeechBERT model still not outperforms BERT trained on ASR transcripts, we can investigate whether SpeechBERT can beat BERT on the questions with higher recognition word error rate (WER). We split the questions into many groups according to different WER and tested the EM score for each group. We defined the "EM score ratio" as the ratio of the number of questions

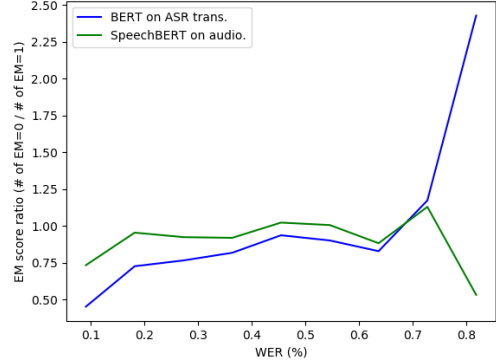


Fig. 3: Ratio of # of questions with EM = 0 to the # of questions with EM = 1.

with EM = 0 to the number of questions with EM = 1. The higher ratio means the more questions are answered wrong compared to corrected answered questions. We calculate the ratios both for SpeechBERT and BERT, the result is shown in Figure 3. Obviously, BERT tends to have a lower ratio when WER is low and higher ratio when WER is higher, while SpeechBERT does not have this tendency and can still correctly answer the questions with extremely high WER.

6. DISCUSSIONS AND FUTURE WORKS

Though we achieved a reasonable performance on the SQA task, there is still a large room for future research. The first challenge is the usage of word boundaries. Although it is reasonable to use an off-the-shelf ASR model that acts as a segmenter under a supervised setting, it will be much more desirable if the boundaries can be provided by the end-to-end model itself. In conventional SLU tasks, it is possible to extract information from frame-level speech features to do classification tasks like slot filling. However, it will be an enormous challenge to use frame-level speech features for the SQA model which needs a pointer network to predict positions directly on very long frames. In this work, we choose an easier setting that focuses on embedding learning and language model pre-training to solve SQA with pre-computed word boundaries. One possible way to integrate segmentation into our approach is simply dividing audios by the voice intensity. Alternatively, previous work on simultaneous speech translation [30] has proposed algorithms to learn segmentation strategies that directly maximizes the performance of the machine translation system. Joint learning of segmentation and audio embedding that can mutually be enhanced by reinforcement learning [8] is another promising approach. This method can be adapted to the text and speech cross-modal language model pre-training in our work in the future.

The second goal for future research is cross-modal language model pre-training with few labels for speech corpus. While paired data was used in our pre-training stage, semi-supervised or unsupervised method can leverage the much larger unpaired corpora.

7. CONCLUSIONS

In this work, we proposed an end-to-end model for spoken question answering. Our model got the results close to the performance of cascading ASR and QA models. It is a stepping stone towards understanding speech content directly from speech information to solve QA problems.

8. REFERENCES

- [1] Jacob Devlin, Ming-Wei Chang, Kenton Lee, and Kristina Toutanova, “BERT: Pre-training of deep bidirectional transformers for language understanding,” 2019.
- [2] Alec Radford, “Improving language understanding by generative pre-training,” 2018.
- [3] Pranav Rajpurkar, Jian Zhang, Konstantin Lopyrev, and Percy Liang, “Squad: 100, 000+ questions for machine comprehension of text,” *CoRR*, vol. abs/1606.05250, 2016.
- [4] Pranav Rajpurkar, Robin Jia, and Percy Liang, “Know what you don’t know: Unanswerable questions for squad,” *CoRR*, vol. abs/1806.03822, 2018.
- [5] Chia-Hsuan Li, Szu-Lin Wu, Chi-Liang Liu, and Hung-yi Lee, “Spoken squad: A study of mitigating the impact of speech recognition errors on listening comprehension,” *CoRR*, vol. abs/1804.00320, 2018.
- [6] Yu-An Chung and James R. Glass, “Speech2vec: A sequence-to-sequence framework for learning word embeddings from speech,” *CoRR*, vol. abs/1803.08976, 2018.
- [7] K. Chen G. S. Corrado T. Mikolov, I. Sutskever and J. Dean, “Distributed representations of words and phrases and their compositionality,” in *NIPS*, 2013.
- [8] Yu-Hsuan Wang, Hung-yi Lee, and Lin-Shan Lee, “Segmental audio word2vec: Representing utterances as sequences of vectors with applications in spoken term detection,” *CoRR*, vol. abs/1808.02228, 2018.
- [9] Yi-Chen Chen, Chia-Hao Shen, Sung-Feng Huang, Hung-yi Lee, and Lin-Shan Lee, “Almost-unsupervised speech recognition with close-to-zero resource based on phonetic structures learned from very small unpaired speech and text data,” *CoRR*, vol. abs/1810.12566, 2018.
- [10] Yu-An Chung, Wei-Hung Weng, Schrasing Tong, and James R. Glass, “Unsupervised cross-modal alignment of speech and text embedding spaces,” *CoRR*, vol. abs/1805.07467, 2018.
- [11] Alexis Conneau, Guillaume Lample, Marc’Aurelio Ranzato, Ludovic Denoyer, and Hervé Jégou, “Word translation without parallel data,” *arXiv preprint arXiv:1710.04087*, 2017.
- [12] Ian J. Goodfellow, Jean Pouget-Abadie, Mehdi Mirza, Bing Xu, David Warde-Farley, Sherjil Ozair, Aaron Courville, and Yoshua Bengio, “Generative adversarial networks,” 2014.
- [13] Danqi Chen, Adam Fisch, Jason Weston, and Antoine Bordes, “Reading wikipedia to answer open-domain questions,” *arXiv preprint arXiv:1704.00051*, 2017.
- [14] Parisa Haghani, Arun Narayanan, Michiel Bacchiani, Galen Chuang, Neeraj Gaur, Pedro Moreno, Rohit Prabhavalkar, Zhongdi Qu, and Austin Waters, “From audio to semantics: Approaches to end-to-end spoken language understanding,” in *2018 IEEE Spoken Language Technology Workshop (SLT)*. IEEE, 2018, pp. 720–726.
- [15] Yuan-Ping Chen, Ryan Price, and Srinivas Bangalore, “Spoken language understanding without speech recognition,” in *2018 IEEE International Conference on Acoustics, Speech and Signal Processing (ICASSP)*. IEEE, 2018, pp. 6189–6193.
- [16] Dmitriy Serdyuk, Yongqiang Wang, Christian Fuegen, Anuj Kumar, Baiyang Liu, and Yoshua Bengio, “Towards end-to-end spoken language understanding,” in *2018 IEEE International Conference on Acoustics, Speech and Signal Processing (ICASSP)*. IEEE, 2018, pp. 5754–5758.
- [17] Oriol Vinyals, Meire Fortunato, and Navdeep Jaitly, “Pointer Networks,” *arXiv e-prints*, Jun 2015.
- [18] Ashish Vaswani, Noam Shazeer, Niki Parmar, Jakob Uszkoreit, Llion Jones, Aidan N. Gomez, Lukasz Kaiser, and Illia Polosukhin, “Attention is all you need,” *CoRR*, vol. abs/1706.03762, 2017.
- [19] Guillaume Lample and Alexis Conneau, “Cross-lingual language model pretraining,” *CoRR*, vol. abs/1901.07291, 2019.
- [20] Mandar Joshi, Danqi Chen, Yinhan Liu, Daniel S. Weld, Luke Zettlemoyer, and Omer Levy, “Spanbert: Improving pre-training by representing and predicting spans,” *CoRR*, vol. abs/1907.10529, 2019.
- [21] Zhilin Yang, Zihang Dai, Yiming Yang, Jaime G. Carbonell, Ruslan Salakhutdinov, and Quoc V. Le, “Xlnet: Generalized autoregressive pretraining for language understanding,” *CoRR*, vol. abs/1906.08237, 2019.
- [22] Yinhan Liu, Myle Ott, Naman Goyal, Jingfei Du, Mandar Joshi, Danqi Chen, Omer Levy, Mike Lewis, Luke Zettlemoyer, and Veselin Stoyanov, “Roberta: A robustly optimized BERT pretraining approach,” *CoRR*, vol. abs/1907.11692, 2019.
- [23] Loren Lugosch, Mirco Ravanelli, Patrick Ignoto, Vikrant Singh Tomar, and Yoshua Bengio, “Speech Model Pre-training for End-to-End Spoken Language Understanding,” 2019.
- [24] Daniel Povey, Arnab Ghoshal, Gilles Boulianne, Lukas Burget, Ondrej Glembek, Nagendra Goel, Mirko Hannemann, Petr Motlicek, Yanmin Qian, Petr Schwarz, et al., “The kaldi speech recognition toolkit,” in *IEEE 2011 workshop on automatic speech recognition and understanding*. IEEE Signal Processing Society, 2011, number CONF.
- [25] Yonghui Wu, Mike Schuster, Zhifeng Chen, Quoc V Le, Mohammad Norouzi, Wolfgang Macherey, Maxim Krikun, Yuan Cao, Qin Gao, Klaus Macherey, et al., “Google’s neural machine translation system: Bridging the gap between human and machine translation,” *arXiv preprint arXiv:1609.08144*, 2016.
- [26] Minjoon Seo, Aniruddha Kembhavi, Ali Farhadi, and Hananeh Hajishirzi, “Bidirectional attention flow for machine comprehension,” *arXiv preprint arXiv:1611.01603*, 2016.
- [27] Wenhui Wang, Nan Yang, Furu Wei, Baobao Chang, and Ming Zhou, “Gated self-matching networks for reading comprehension and question answering,” in *Proceedings of the 55th Annual Meeting of the Association for Computational Linguistics (Volume 1: Long Papers)*, 2017, pp. 189–198.
- [28] Minghao Hu, Yuxing Peng, Xipeng Qiu, et al., “Reinforced mnemonic reader for machine comprehension,” *CoRR*, abs/1705.02798, 2017.
- [29] Hsin-Yuan Huang, Chenguang Zhu, Yelong Shen, and Weizhu Chen, “Fusionnet: Fusing via fully-aware attention with application to machine comprehension,” *arXiv preprint arXiv:1711.07341*, 2017.
- [30] Yusuke Oda, Graham Neubig, Sakriani Sakti, Tomoki Toda, and Satoshi Nakamura, “Optimizing segmentation strategies for simultaneous speech translation,” in *Proceedings of the 52nd Annual Meeting of the Association for Computational Linguistics (Volume 2: Short Papers)*, 2014, pp. 551–556.