

The Politics of Personalized News Aggregation

Lin Hu* Anqi Li† Ilya Segal‡

This Draft: May 2021

Abstract

We study how personalized news aggregation for rational inattentive voters (NARI) affects policy polarization and public opinion. In a two-candidate electoral competition model, an attention-maximizing infomediary aggregates information about candidates' valence into news. Voters decide whether to consume news, trading off the expected gain from improved expressive voting against the attention cost. NARI generates policy polarization even if candidates are office-motivated. Personalized news serves extreme voters with skewed signals and makes them the disciplining entities of policy polarization. Analysis of disciplining voters' identities and policy latitudes yields insights into the political consequences of recent regulatory proposals to tame tech giants.

Keywords: news aggregation for rational inattentive voters, electoral competition, policy polarization, public opinion

JEL codes: D72, D80, L10

*Research School of Finance, Actuarial Studies and Statistics, Australian National University, lin.hu@anu.edu.au.

†Department of Economics, Washington University in St. Louis, anqili@wustl.edu.

‡Department of Economics, Stanford University, isegal@stanford.edu.

1 Introduction

Recently, the idea that tech-enabled news personalization could affect political polarization has been put forward in the academia and popular press (Sunstein (2009); Pariser (2011); Gentzkow (2016)). This paper studies how personalized news aggregation for rational inattentive voters affects policy polarization and public opinion in an electoral competition model.

Our premise is that rational demand for news aggregation in the digital era is driven by information processing costs. As more people get news online where the amount of available information is vastly greater than what any individual can process in a lifetime, consumers must turn to infomediaries for news aggregation, personalized based on their individual data such as demographic and psychographic attributes, digital footprints, social network positions, etc.¹ In this paper, we abstract from the issue of information generation (e.g., original reporting), focusing instead on the role of infomediaries in aggregating available information into news that is easy to process and useful for the target audience.

We develop a model of news aggregation for rational inattentive consumers (NARI), in which an infomediary can flexibly aggregate source data into news using algorithm-driven systems. While flexibility is also assumed in the Rational Inattention (RI) model pioneered by Sims (1998) and Sims (2003), there consumers can aggregate information optimally themselves and so have no need for external aggregators. To model the demand for news aggregation, we assume that consumers can only choose whether to absorb the news offered to them but cannot digest news partially or se-

¹News aggregators (e.g., aggregator sites, social media feeds) operate by sifting through myriad online sources and directing readers to stories they might find interesting. They have recently gained prominence as more people get news online, from social media, and through mobile devices (Matsa and Lu (2016)). The top three popular news websites in 2019: Yahoo! News, Google News, and Huffington Post, are all aggregators. See Athey, Mobius, and Pal (2017) for background reviews.

lectively, or to aggregate information directly from sources themselves. While this assumption is certainly stylized, it is the simplest one that creates a role for news aggregators.²

If choosing to consume news, a consumer incurs an attention cost that is posterior separable (Caplin and Dean (2013)) while deriving utilities from improved decision-making. Consuming news is optimal if the expected utility gain exceeds the attention cost. As for the infomediary, we assume that its goal is to maximize the total amount of attention paid by consumers, interpreted as the advertising revenue generated from consumer eyeballs. This stylized assumption captures the key trade-off faced by the infomediary, who uses useful and easy-to-process information to attract consumers' attention and to prevent them from tuning out. While we focus on the case of a monopolistic infomediary in order to capture the market power wielded by tech giants, we also investigate an extension to perfectly competitive infomediaries which, together with personalization, becomes equivalent to consumers optimally aggregating information themselves as in the standard RI model.

We embed the NARI model into an electoral competition game in which two office-motivated candidates choose policies on a left-right spectrum. Voters vote expressively based on policies, as well as an uncertain valence state about candidates' fitness for office. News about the valence state is designed by an infomediary, who moves simultaneously with candidates. Voters make news consumption decisions be-

²This assumption is implicitly made by the media literature because without it the role of media would be much more limited. Strömberg (2015) first noted the difference between RI and media models, postulating that “in the RI model, information is assumed available, and voters choose what information to pay attention to given their cognitive constraints. In media models, the media chooses what information is most profitable to make available to voters, while voters have no cognitive constraints.” NARI lies somewhere in-between, in that voters must absorb the information given to them by paying costly attention. This isn't totally at odds with reality: analyses of page activities (e.g., scrolling, viewport time) have established significant user attention and engagement in online news reading (Lagun and Lalmas (2016)); snippets (headlines plus excerpts) also contain substantial information even if they do not always materialize into click-throughs (Dellarocas et al. (2016)).

fore they observe policies and cast votes.

A consequence of NARI is that the infomediary gives binary recommendations as to which candidate one should vote for. Indeed, any information beyond voting recommendations would only raise attention cost without any corresponding benefit and would thus turn away news consumers whose participation constraints bind at the optimum. Furthermore, news consumers must strictly prefer to obey the recommendations given to them, a property we refer to as *strict obedience*. Indeed, if a consumer has a weakly preferred candidate that is independent of his voting recommendations, then he could always vote for that candidate without paying attention, which saves the attention cost.

An important implication of strict obedience is that local deviations from a symmetric policy profile wouldn't change voters' votes for either recommendation they may receive, suggesting that policy polarization could arise in equilibrium even if candidates are office-motivated. We define *policy polarization* as the maximal distance between candidates' positions among all symmetric perfect Bayesian equilibria. In the baseline model with three types of voters, our main theorem shows that if strict obedience holds for every feasible symmetric policy profile (hereafter *uniform strict obedience*), then policy polarization equals the *disciplining voter's policy latitude*.

A voter's *policy latitude* is the maximum policy such that even if a candidate deviates unilaterally from the symmetric policy profile to the voter's most preferred position, he still cannot *attract* the voter, i.e., win the latter's support even if news is unfavorable to his fitness. Policy latitude captures a voter's *resistance* to policy deviations, which decreases with the voter's preference for the deviating candidate's policies and increases with his pessimism about the latter's fitness following unfavorable news. It is strictly positive mainly due to uniform strict obedience.

A voter is *disciplining* if his policy latitude determines policy polarization. To

illustrate how personalized news aggregation affects the identity of the disciplining voter, we compare two cases: (i) *broadcast news*, in which the infomediary (e.g., commercial TV) must offer a single news signal to all voters,³ and (ii) *personalized news*, in which the infomediary (e.g., Google News) can design different news signals for different voters. In the broadcast case, all voters receive the same voting recommendation, so a candidate’s deviation is *profitable*, i.e., strictly increases his winning probability, if and only if it attracts a majority of voters. Under usual assumptions, this is equivalent to attracting *median voters*, who *are therefore disciplining*. In the personalized case, the infomediary can provide conditionally independent signals to different types of voters, so each type of voter is pivotal with a positive probability when voters’ population distribution is sufficient dispersed. In that case, a policy deviation is shown to be profitable if and only if it attracts any type of voter, so *voters with the smallest policy latitude are disciplining* because they are the easiest to attract.

The skewness of personalized signals is an important determinant of extreme voters’ policy latitudes. To maximize the usefulness of news consumption for an extreme voter, the recommendation to vote across party lines must be very strong and, in order to prevent the voter from tuning out, must also be very rare (hereafter an *occasional big surprise*). Most of the time, the recommendation is to vote along party lines (hereafter an *own-party bias*), which together with the occasional big surprise has been documented in the empirical literature.⁴ When base voters are disciplining,

³Commercial TV also generates most revenues from advertising, and its programs are curated to attract viewers with the highest revenue potentials (Hamilton (2004)).

⁴In political science, *own-party bias*, or *party sorting*, refers to the positive correlation between a person’s party affiliation and his propensity to support his own-party candidate. The past decade has witnessed a rise in party sorting but little change in voters’ policy preferences (Gentzkow (2016)), a trend that could persist due to personalized news aggregation. Evidence for occasional big surprise and, more generally, Bayesian news consumers is surveyed by DellaVigna and Gentzkow (2010). In the context of online news consumption, Flaxman, Goel, and Rao (2016) find that the use of news aggregators increases consumers’ own-party biases and their opinion intensities when supporting

the occasional big surprise of their signal makes them difficult to attract in the rare event where news is unfavorable to their own-party candidate. Indeed, they can be so pessimistic about their own-party candidate’s fitness that even the most attractive deviation to them is still not attractive enough. In that case, opposition voters become disciplining, despite that they have an intrinsic preference against the deviating candidate’s policies and, hence, a big policy latitude. If, in the end, all voters wind up having bigger policy latitudes than the median voter in the broadcast case, then personalized news aggregation increases policy polarization. We find this to be the case when the attention cost is Shannon entropy-based, voters have a high marginal attention cost, and extreme voters have strong policy preferences.

Analyzing the identity and policy latitude of the disciplining voter sheds light on the efficacy of recent policy proposals to regulate infomediaries. In addition to the transition from broadcast news to personalized news—the reverse of which is an integral part of Senator Elizabeth Warren’s proposal to tame tech giants (Warren (2019)) and is plausible consequence of implementing the General Data Protection Regulation GDPR among EU citizens—we conduct two more comparative statics exercises: introducing perfect competition to infomediaries and increasing the mass polarization among voters. The first policy intervention is advocated by the British government as a preferable way of regulating tech giants (The Digital Competition Expert Panel (2019)), and it is mathematically equivalent to increasing voters’ marginal attention cost in the monopolistic personalized case. Its policy polarization effect is negative, because increasing voters’ marginal attention cost tempers their beliefs about candidates’ fitness and, in turn, reduces their policy latitudes.

For the second comparative statics exercise, we model increasing mass polarization

opposite-party candidates (i.e., occasional big surprise). Chiang and Knight (2011) find that newspaper endorsements are most effective in shaping voter beliefs and decisions when they go against the bias of the newspaper.

as a mean-preserving spread to voters’ policy preferences (Fiorina and Abrams (2008); Gentzkow (2016)). Contrary to popular belief, its policy polarization effect is negative when news is personalized, because as we keep redistributing voters’ population from the center to the margin, policy polarization eventually equals the minimal policy latitude among all voters rather than median voters’ policy latitude alone.

Our results suggest that many hotly debated proposals to regulate tech giants could have unintended consequences for policy polarization and, hence, social welfare—an issue we further discuss in Section 8. Section 6 extends the baseline model to general voters and allows the infomediary to correlate personalized news signals across them. We develop a methodology for computing the policy polarization in this general setting. We then demonstrate that correlation can only increase policy polarization, and that policy polarization is minimized when voters’ population distribution is uniform and their news signals are conditionally independent.

Related literature The literature on rational inattention assumes that decision makers can optimally aggregate source data into signals themselves. To create a role for news aggregator, we assume that the aggregator is designed and operated by an attention-maximizing infomediary, whereas voters must fully absorb the information given to them. Apart from this departure from the standard RI paradigm, we otherwise follow the standard model of posterior-separable attention cost that nests Shannon entropy as a special case. Posterior separability (Caplin and Dean (2013)) has recently received attention from economists because of its axiomatic and revealed-preference foundations (Zhong (2017); Caplin and Dean (2015)), connections to sequential sampling (Hébert and Woodford (2017); Morris and Strack (2017)), and validations by lab experiments (Dean and Nelighz (2019)). The flexibility of RI information aggregation is crucial for our predictions but is absent from most existing

political models. Models featuring some degrees of flexibility will be reviewed at the end of this section.

In the literature on demand-driven media bias (Anderson, Strömberg, and Waldfogel (2016)), the idea that even rational consumers can exhibit a preference for biased news when constrained by information processing capacities dates back to Calvert (1985a) and is later expanded on by Suen (2004), Burke (2008), and Che and Mierendorff (2019). While these later models predict a confirmation bias, they work with non-RI information aggregation technologies and do not examine the consequences of news bias for electoral competition. Even if they did, their predictions could still differ from ours, as we will soon explain.

In most existing probabilistic voting models, voters' signals are assumed to be continuously distributed, so even small changes in candidates' positions could affect voters' voting decisions (Duggan (2017)). Under this assumption, Calvert (1985b) famously establishes policy convergence between office-seeking candidates and pioneers the use of policy preference for generating policy polarization between candidates (hereafter the *Calvert-Wittman logic*). Uniform strict obedience—a property we use to generate policy polarization between office-seeking candidates—stands in contrast to this assumption, though it is a natural consequence of NARI.

The current work differs from existing studies on electoral competition with personalized news in two main aspects. First, we study the news products offered by an attention-maximizing infomediary to RI voters in order to capture the business operations of modern news aggregators. Second, we embed our analysis in a simple probabilistic voting model where candidates are office-motivated and the only source of uncertainty is their valence shock. Together, these features generate new predictions that even the closest works to ours ignore.

Chan and Suen (2008) studies a model of personalized media, in which voters

care about whether the realization of a random state variable is above or below their personal thresholds as in Suen (2004), and media outlets partition state realizations using fixed threshold rules. A consequence of working with this information aggregation technology rather than NARI is that signal realizations are monotone in voters' thresholds (i.e., if a left-leaning voter is recommended to vote for candidate R , then a right-leaning voter must receive the same recommendation), so median voters are always disciplining despite a pluralism of media. Starting from there, the analysis of Chan and Suen (2008) differs completely from ours. In particular, the authors generate policy polarization between policy-motivated candidates using the Calvert-Wittman logic, assuming that voters privately observe an aggregate preference shock in addition to the voting recommendations given by media outlets. We instead use strict obedience to generate policy polarization between office-seeking candidates and predict that the disciplining voter can vary with shocks to news aggregators. We will discuss in the implication of this prediction in Section 8.

Matějka and Tabellini (2020) pioneer the study of electoral competition with rational inattentive voters. In their model, voters face normal uncertainties about candidates' policies that do not directly enter their utility functions, and information acquisition takes the form of variance reduction (rather than aggregating source data into voting recommendations as in the standard RI paradigm), generating signals that violate strict obedience. Our model differs from Matějka and Tabellini (2020) in the source of uncertainty, the attention technology, and the driving force behind policy polarization. In particular, our result on policy polarization doesn't exploit candidate-level heterogeneity, whereas in Matějka and Tabellini (2020), policy polarization emerges only if the cost of information acquisition differs across candidates.

Yuksel (2014) studies a variant of the Calvert-Wittman model where voters learn their aggregate preference shock by forming partitions of a multi-dimensional issue

space. Aside from the differences in our modeling choices that have important consequences,⁵ the following results of ours have no counterparts in Yuksel (2014): (i) policy polarization could arise between office-motivate candidates; (ii) news personalization doesn't always increase policy polarization; (iii) introducing perfect competition between infomediaries reduces policy polarization; (iv) increasing mass polarization could reduce policy polarization.

The remainder of the paper proceeds as follows: Section 2 introduces the baseline model; Sections 3-5 conduct equilibrium analyses; Sections 6 and 7 investigate main extensions of the baseline model; Section 8 concludes. See Appendices A-E for additional materials and mathematical proofs.

2 Baseline model

Political players Two office-seeking candidates named L and R can adopt the policies in a compact interval $\mathcal{A} = [-\bar{a}, \bar{a}]$, where $\bar{a} > 0$. They face a unit mass of infinitesimal voters who are *left-wing* ($k = -1$), *centrist* ($k = 0$), or *right-wing* ($k = 1$). Each type $k \in \mathcal{K} = \{-1, 0, 1\}$ of voter has a population $q(k)$ and values a policy $a \in \mathcal{A}$ by $u(a, k) = -|t(k) - a|$. The population function $q : \mathcal{K} \rightarrow \mathbb{R}_{++}$ has support \mathcal{K} and is symmetric around zero. The ideological bliss point function $t : \mathcal{K} \rightarrow \text{int}(\mathcal{A})$ is strictly increasing and satisfies $t(-k) = -t(k)$ for any $k \in \mathcal{K}$.

Voting is *expressive*. For any given policy profile $\mathbf{a} = \langle a_L, a_R \rangle \in \mathcal{A}^2$, a type k

⁵Among other things, we assume that the valence state is single-dimensional because voters care ultimately about the utility difference between choosing one candidate over another and so would only acquire information about this difference in the RI paradigm. In contrast, Yuksel (2014) partitions the issue space rather than the utility space, and her reasoning exploits the multi-dimensionality of the issue space.

voter earns the following utility difference from voting for candidate R rather than L :

$$v(\mathbf{a}, k) + \omega.$$

In the above expression,

$$v(\mathbf{a}, k) = u(a_R, k) - u(a_L, k)$$

captures the voter's differential valuation of candidates' policies, whereas ω is an uncertain *valence state* about which candidate is more fit for office.⁶ In the baseline model, ω is uniformly distributed on $\Omega = \{-1, 1\}$, so its prior mean equals zero.

News A *news signal* is a *finite* signal structure $\Pi : \Omega \rightarrow \Delta(\mathcal{Z})$, where each $\Pi(\cdot | \omega)$ specifies a probability distribution over a finite set \mathcal{Z} of signal realizations conditional on the state realization being $\omega \in \Omega$.

News is provided by a *monopolistic* infomediary who is equipped with a *segmentation technology* \mathcal{S} . \mathcal{S} is a *partition* of voters' types, and each cell of it is called a *market segment*. The infomediary can distinguish between voters with different market segments but not those within the same market segment. We focus on the coarsest and finest partitions named the *broadcast technology* $b = \{\mathcal{K}\}$ and the *personalized technology* $p = \{\{k\} : k \in \mathcal{K}\}$, respectively: the former cannot distinguish between the various types of voters at all, whereas the latter can do so perfectly.

Under segmentation technology $\mathcal{S} \in \{b, p\}$, the infomediary designs $|\mathcal{S}|$ news signals, one for each market segment. Within each market segment, voters decide

⁶E.g., in the ongoing debate about how to battle terrorism, $\omega = -1$ if the state favors the use of soft power (e.g., diplomatic tactics), and $\omega = 1$ if the state favors the use of hard power (e.g., military preemption). Candidates L and R are experienced with using soft and hard power, respectively, and whoever is experienced with handling the state has an advantage over his opponent.

whether to consume the signal that is offered to them. Consuming signal Π requires that voters fully absorb its information content. Doing so incurs an *attention cost* $\lambda \cdot I(\Pi)$, where $\lambda > 0$ is the *marginal attention cost*, and $I(\Pi)$ is the needed amount of *attention* for absorbing the information content of Π . After that, voters observe signal realizations, update beliefs about the state, and vote expressively. The infomediary's profit equals the total amount of attention paid by voters.

Game The game sequence is as follows.

1. The infomediary designs news signal structures; voters observe the news signal structures offered to them and make consumption decisions accordingly.
2. Candidates choose policies without observing the moves in stage 1.
3. The state is realized.
4. Voters observe policies and news realizations and vote. Winner of the election is determined by simple majority rule with even tie-breaking.

The solution concept is *perfect Bayesian equilibrium* (PBE). Our goal is to characterize *all* PBEs where candidates propose *symmetric* policy profiles of form $\langle -a, a \rangle$, $a \in [0, \bar{a}]$ at stage 2 of the game.

Model discussion Below we motivate our modeling assumptions. Section 7 discusses how the various assumptions can be relaxed.

News signal. A signal structure $\Pi : \Omega \rightarrow \Delta(\mathcal{Z})$ aggregates source data into news content indexed by the signal realizations in \mathcal{Z} . For each $z \in \mathcal{Z}$, let

$$\pi_z = \sum_{\omega \in \Omega} \Pi(z | \omega) / 2$$

denote the probability that the signal realization is z , and assume without loss of generality (w.l.o.g.) that $\pi_z > 0$. Then

$$\mu_z = \sum_{\omega \in \Omega} \omega \cdot \Pi(z | \omega) / (2\pi_z)$$

is the posterior mean of the state conditional on the signal realization being z , and it fully captures one's posterior belief after consuming the content indexed by z .

Attention cost. The marginal attention cost $\lambda > 0$ captures factors that affect voters' (opportunity) cost of paying attention (e.g. distractions coming from the Internet and social media, increased competition among firms for consume eyeballs). Attention is modeled as a scarce resource that reduces voter's uncertainty about the valence state before and after news consumption.

Assumption 1. *The needed amount of attention for consuming $\Pi : \Omega \rightarrow \Delta(\mathcal{Z})$ is*

$$I(\Pi) = \sum_{z \in \mathcal{Z}} \pi_z \cdot h(\mu_z), \tag{1}$$

where $h : [-1, 1] \rightarrow \mathbb{R}_+$ (i) is strictly convex and satisfies $h(0) = 0$, (ii) is continuous on $[-1, 1]$ and twice differentiable on $(-1, 1)$, and (iii) is symmetric around zero.

Equation (1) coupled with Assumption 1(i) is equivalent to *weak posterior separability* (WPS), a notion proposed by Caplin and Dean (2013) to generalize Shannon's entropy as a measure of attention cost. In the current setting, WPS stipulates that consuming the null signal requires no attention cost, and that more attention is needed for moving the posterior belief closer to the true state and as the news signal becomes more Blackwell informative.⁷ Assumption 1(ii) and (iii) impose regularities on our

⁷Various foundations for posterior separability have been proposed since Shannon (1948), who

problem. Assumption 1(iii) is stronger than what is needed for proving most of our results (details available upon request), stipulating that only the magnitude of the belief affects the attention cost whereas its sign (indicating the direction of belief updating) couldn't.⁸

Expressive voting with costly news consumption. We share the view of Prat and Strömberg (2013) that instrumental voting is an important motive for consuming political news. Our voters trade off the gain from improved expressive voting against a cost as their counterparts in Matějka and Tabellini (2020) among others.

Attention-driven business model. A major revenue source for modern news aggregators is consumer eyeball, which generates displaying ad revenues.⁹ Ad revenue is increasing in the amount of attention paid by news consumers, because the more information content a consumer absorbs, the longer he stays on the platform (for reasons discussed in Footnote 7) and so is exposed to more ads.¹⁰ While we set the infomediary's profit equal to the amount of attention paid by consumers, nothing changes if we apply any strictly increasing transformation to this profit function.¹¹

allows a decision maker (DM) to ask a series of yes-or-no questions about the underlying state at a constant marginal cost. The more questions the DM asks, the more precise his posterior belief becomes. It is well known that the minimal average number of questions that needs to be asked in order to implement a signal structure equals approximately the mutual information between the source data and output signal. Recently, Hébert and Woodford (2017) and Morris and Strack (2017) study dynamic models in which a DM incurs a flow cost from consulting various sources about the underlying state until he stops and takes the final action. These authors provide conditions under which the expected total cost is posterior separable in the continuous-time limit.

⁸Assumption 1 is satisfied by standard attention cost functions. In cases where $h(\mu) = \mu^2$ and $h(\mu) = H((1 + \mu)/2)$ (H denotes the binary entropy function), $I(\Pi)$ equal the reductions in the variance and Shannon entropy of the valence state, respectively, before and after one consumes Π .

⁹Most news aggregators display ads on their platforms. Google News refers readers to source websites and the main Google search engine where Google ads are displayed.

¹⁰Click here for tactics deployed by Facebook such as playing multiple small mid-roll ads when users are already in the "lean-back" watching mode and so will absorb ads together with content.

¹¹Our results remain valid as long as the profit generated by a voter consuming Π equals $J(I(\Pi))$ for some strictly increasing function $J : [0, 1] \rightarrow \mathbb{R}_+$. This is because for any given set of voters who prefers to consume Π rather than to abstain, the infomediary maximizes $J(I(\Pi)) \cdot (\# \text{ of voters as such})$ or, equivalently, $I(\Pi)$, s.t. the above voters prefer to consume Π rather than to abstain.

This generality allows us to encompass many institutional details such as the fixed cost of operating news aggregators.

Game sequence. Our game sequence captures some realities while keeping our analysis as simple as possible. Here we comment on two main assumptions, which are both stylized.¹² Our first assumption says that policies only become observable to voters at the voting stage. We do not explicitly model activities that make this happen (e.g., political advertising) but note that they typically take place right before the election day.¹³ Given this, it is reasonable to assume that the design of news signal structure (which aggregate an evolving state of affairs into breaking news as in Footnote 6) and news consumption decisions are made independently of candidates' policies.

Our second assumption says that candidates do not observe news signal structures when crafting policies. Here we are motivated by the reality that algorithms behind modern news aggregators represent trade secrets and cannot be easily reverse-engineered by third parties. According to computer scientists who work on algorithm audit, the easiest way to peek into these algorithms is to survey users (Eslami et al. (2015)), which leads us to believe that voters (at least partially) observe the news signals that are offered to them.

3 Optimal news signals

This section fixes any symmetric policy profile $\mathbf{a} = \langle -a, a \rangle$ with $a \in [0, \bar{a}]$ and solves for the news signals that maximize the infomediary's profit (hereafter *optimal news*

¹²Note that any symmetric PBE of the current game remains a PBE of an augmented game in which candidates could observe (signals of) the valence state before crafting policies. Conversely, any symmetric PBE of the augmented game in which candidates adopt fixed platforms must be a PBE of the current game.

¹³Many countries limit the lengths of political campaigns. Even in the U.S. where such regulations are absent, most election ads are aired in weeks closest to the election day (Gerber et al. (2011)).

signals). To facilitate discussions, we say that candidate L and left-wing voters (resp. candidate R and right-wing voters) form the *left-wing party* (resp. *right-wing party*).

Infomediary's problem Under segmentation technology $\mathcal{S} \in \{b, p\}$, any optimal news signal for market segment $s \in \mathcal{S}$ solves

$$\max_{\Pi} I(\Pi) \cdot \mathcal{D}(\Pi; \mathbf{a}, s) \quad (s)$$

where $\mathcal{D}(\Pi; \mathbf{a}, s)$ denotes the demand for news signal Π in market segment s under policy profile \mathbf{a} . To figure out $\mathcal{D}(\cdot)$, note that extreme voters would always vote along party lines without consuming news and so would only consume news if they are sometimes convinced to vote across party lines. After consuming news, a voter strictly prefers candidate R to L if $v(\mathbf{a}, k) + \mu_z > 0$, and he strictly prefers candidate L to R if $v(\mathbf{a}, k) + \mu_z < 0$. Ex ante, the expected utility gain from consuming Π is

$$V(\Pi; \mathbf{a}, k) = \sum_{z \in \mathcal{Z}} \pi_z \cdot \nu(\mu_z; \mathbf{a}, k)$$

where

$$\nu(\mu_z; \mathbf{a}, k) = \begin{cases} [v(\mathbf{a}, k) + \mu_z]^+ & \text{if } k \leq 0, \\ -[v(\mathbf{a}, k) + \mu_z]^- & \text{if } k > 0. \end{cases}$$

Therefore,

$$\mathcal{D}(\Pi; \mathbf{a}, s) = \sum_{k \in \mathcal{K}: V(\Pi; \mathbf{a}, k) \geq \lambda \cdot I(\Pi)} q(k, s)$$

where $q(k, s)$ denotes the population of type k voters in market segment s , and $V(\Pi; \mathbf{a}, k) \geq \lambda \cdot I(\Pi)$ means that they prefer to consume Π rather than to abstain (or their *participation constraints are satisfied*).¹⁴

¹⁴If a solution to Problem (s) has zero demand, then it will be regarded as a degenerate signal.

Main features We say that a signal realization z *endorses* candidate R (resp. L) and *disapproves* of candidate L (resp. R) if $\mu_z > 0$ (resp. $\mu_z < 0$). For binary signals, we write $\mathcal{Z} = \{L, R\}$. Due to Bayes' plausibility, which mandates that the expected posterior mean must equal the prior mean:

$$\sum_{z \in \mathcal{Z}} \pi_z \cdot \mu_z = 0, \quad (\text{BP})$$

we can assume w.l.o.g. that $\mu_L < 0 < \mu_R$.¹⁵ In this way, we can interpret each signal realization $z \in \{L, R\}$ as an endorsement for candidate z and a disapproval of candidate $-z$. Moreover, we can define *strict obedience* as follows.

Definition 1. *A binary signal with posterior means $\langle \mu_L, \mu_R \rangle$ induces strict obedience from its consumers if the latter strictly prefer the endorsed candidate to the disapproved candidate under both signal realizations, i.e.,*

$$v(\mathbf{a}, k) + \mu_L < 0 < v(\mathbf{a}, k) + \mu_R. \quad (\text{SOB})$$

The next lemma shows that any optimal signal has at most two realizations and, if binary, prescribes voting recommendations its consumers strictly prefer to obey.

Lemma 1. *Under Assumption 1, the following hold for any symmetric policy profile $\langle -a, a \rangle$ with $a \in [0, \bar{a}]$.*

- (i) *Any optimal broadcast signal has at most two realizations.*
- (ii) *Any optimal personalized signal for any voter has at most two realizations.*
- (iii) *Any optimal signal, if binary, induces strict obedience from its consumers.*

¹⁵Since the state is binary, it is w.l.o.g. to identify any binary signal structure with the profile $\langle \mu_L, \mu_R \rangle$ of posterior means: $\Pi(z = R | \omega = 1) = \frac{-\mu_L(1+\mu_R)}{\mu_R-\mu_L}$ and $\Pi(z = R | \omega = -1) = \frac{-\mu_L(1-\mu_R)}{\mu_R-\mu_L}$.

Lemma 1 is proven differently for the cases of broadcast and personalized news. In the personalized case, our result follows from the fact that individual voters make binary voting decisions. Given this, any information beyond voting recommendations would only raise the attention cost without any corresponding benefit and thus would turn away voters whose participation constraints bind at the optimum. For these voters, maximizing attention is equivalent to maximizing the usefulness of news consumption at the maximal attention level.

The broadcast case is proven by aggregating voters with binding participation constraints into a representative voter. Under the assumption that voters' preferences exhibit increasing differences between policies,¹⁶ only extreme voters' participation constraints can be binding, whereas centrist voters' participation constraint is slack.¹⁷ Then using the concavification method developed by Kamenica and Gentzkow (2011), we demonstrate that the optimal personalized signal for the representative voter has at most two realizations. The analysis exploits the assumptions of binary states, which will be relaxed in Section 7.

Strict obedience (SOB) is a consequence of rational and flexible information aggregation. If a consumer of a binary news signal has a (weakly) preferred candidate that is independent of his voting recommendations, then he is strictly better-off if he votes for that candidate unconditionally without consuming news, because doing so saves the attention cost without affecting the expressive voting utility. But this contradicts the assumption that he consumes the news signal in the first place.

The next assumption imposes regularities on our problem.

¹⁶i.e., $v(a, a', k)$ is increasing in k for any $a' > a$, hence voters more prefer right-leaning policies to left-leaning ones as they become more pro-right.

¹⁷Section 7 allows the marginal attention cost to differ across voters in order to better reconcile our finding with the stylized fact that extreme voters tend to be more attentive to politics than centrist voters (evidence is mixed).

Assumption 2. *The following hold for any symmetric policy profile $\langle -a, a \rangle$ with $a \in [0, \bar{a}]$, segmentation technology $\mathcal{S} \in \{b, p\}$, and market segment $s \in \mathcal{S}$.*

- (i) *Any optimal news signal for market segment s is nondegenerate and is consumed by all voters therein.*
- (ii) *The posterior means of the state induced by the news signal in Part (i) lie in $(-1, 1)$.*

Assumption 2 is sufficient but not necessary for conducting the upcoming analysis, and it will be relaxed in Section 7. Roughly speaking, Assumption 2(i) holds if voters' marginal attention cost isn't too high and their policy preferences aren't too extreme (in particular, $v(\mathbf{a}, k) \in (-1, 1) \forall \mathbf{a}, k$), whereas Assumption 2(ii) holds if voters' marginal attention cost isn't too low (see Appendix E for a numerical example). Together, they imply that all voters consume nondegenerate yet garbled news signals about the true state, which by Lemma 1 must be binary and hence satisfy (SOB). Indeed, this must be true for any segmentation technology and policy profile, which leads us to name Assumption 2 as *uniform strict obedience*.

Assumptions 1 and 2(i) guarantee the uniqueness of optimal news signals.

Lemma 2. *For any symmetric policy profile $\langle -a, a \rangle$ with $a \in [0, \bar{a}]$, the optimal personalized signal for any voter is unique under Assumption 1, and the optimal broadcast signal is unique under Assumptions 1 and 2(i).*

In what follows, we will use $\Pi^{\mathcal{S}}(a, k)$ to denote the optimal news signal consumed by type k voters under segmentation technology \mathcal{S} and policy profile $\langle -a, a \rangle$. For each $\Pi^{\mathcal{S}}(a, k)$, we will use $\mu_z^{\mathcal{S}}(a, k)$ to denote the posterior mean of the state conditional on the signal realization being $z \in \{L, R\}$, and $\pi^{\mathcal{S}}(a, k)$ to denote the probability that the signal realization is R . In the broadcast case, we will suppress the notation of k and simply write $\Pi^b(a)$, $\mu_z^b(a)$ and $\pi^b(a)$.

The next theorem concerns the skewness of optimal news signals.

Theorem 1. *Under Assumptions 1 and 2, the following must hold for any symmetric policy profile $\langle -a, a \rangle$ with $a \in (0, \bar{a}]$.*

- (i) *The optimal broadcast signal is symmetric, in that it endorses each candidate with equal probability, and the endorsements shift voters' beliefs by the same magnitude, i.e., $\pi^b(a) = 1/2$, $|\mu_L^b(a)| = \mu_R^b(a)$.*
- (ii) *In the personalized case, the optimal signals are symmetric between symmetric types of voters, i.e., $|\mu_L^p(a, -k)| = \mu_R^p(a, k) \forall k \in \mathcal{K}$. Moreover,*
 - (a) *the optimal signal for median voters is symmetric, i.e., $\pi^p(a, 0) = 1/2$ and $|\mu_L^p(a, 0)| = \mu_R^p(a, 0)$;*
 - (b) *the optimal signal for any extreme voter is skewed, in that it endorses the voter's own-party candidate more often than his opposite-party candidate, although the endorsement for the opposite-party candidate shifts his belief more significantly than the endorsement for his own-party candidate, i.e.,*
 - $\pi^p(a, k) < 1/2$ and $|\mu_L^p(a, k)| < \mu_R^p(a, k)$ if $k < 0$;
 - $\pi^p(a, k) > 1/2$ and $|\mu_L^p(a, k)| > \mu_R^p(a, k)$ if $k > 0$.
- (iii) *The optimal broadcast signal attracts less attention from any voter than his optimal personalized signal, i.e., $I(\Pi^b(a)) < I(\Pi^p(a, k)) \forall k \in \mathcal{K}$.*

Theorem 1(i) holds because the broadcast signal is designed for a representative voter whose policy preference is symmetric in a symmetric environment. To develop intuition for Theorem 1(ii), recall that an extreme voter consumes news in order to be convinced to vote across the party line. Since the corresponding signal realization must move the posterior mean of the state far away from the prior mean, it is costly to

process and so must occur with a small probability in order to prevent the voter from tuning out (hereafter an *occasional big surprise*). Most of the time, the recommendation is to vote for the voter’s own-party candidate, which by Bayes’ plausibility can only shift his belief moderately (hereafter an *own-party bias*). Evidence for occasional big surprise and own-party bias is discussed in Footnote 4.

We finally turn to Theorem 1(iii). As demonstrated earlier, the broadcast signal is designed for a representative voter with a symmetric policy preference. Yet the decision on whether to consume news is made by extreme voters who prefer skewed signals to symmetric ones. Such a difference limits the amount of attention the broadcast signal can attract from any voter compared to his personalized signal.

4 Equilibrium policies

This section endogenizes candidates’ policy positions. Under segmentation technology $\mathcal{S} \in \{b, p\}$, a news profile $\tilde{\mu}$, and a symmetric policy profile $\langle -a, a \rangle$ with $a \in [0, \bar{a}]$ can arise in a PBE if

- $\tilde{\mu}$ is a $|\mathcal{S}|$ -dimensional random variable, where the marginal probability distribution of each dimension $s \in \mathcal{S}$ solves Problem (s), taking $\langle -a, a \rangle$ as given;
- a maximizes candidate R ’s winning probability, taking candidate L ’s policy $-a$, $\tilde{\mu}$, voters’ news consumption decisions, and their expressive voting strategies (as functions of *actual* policies and news realizations) as given.

We characterize *all* PBEs of the above form. Before proceeding, note that the analysis so far has pinned down the marginal news distribution for each market segment but has left the joint news distribution across market segments unspecified. This is because under the assumption of expressive voting, a voter cares only about

his marginal news distribution but not the joint news distribution, despite that the latter clearly affects candidates' strategic reasoning. For now, we restrict attention to news signals that are *conditionally independent* across market segments for any given state realization. In Section 6, we consider *all* joint news distributions that are *consistent* with the marginal news distributions solved in Section 3.

4.1 Key concepts

This section develops key concepts to the upcoming analysis. We first describe how a unilateral deviation from a symmetric policy profile $\langle -a, a \rangle$ with $a \in [0, \bar{a}]$ can affect expressive voting decisions. Due to symmetry, it suffices to consider candidate R 's deviation to any a' .

Definition 2. *A unilateral deviation of candidate R from $\langle -a, a \rangle$ with $a \in [0, \bar{a}]$ to a' attracts type k voters if it wins the latter's support even when their news signal disapproves of candidate R , i.e.,*

$$v(-a, a', k) + \mu_L^S(a, k) > 0.$$

It repels type k voters if it loses the latter's support even when their news signal endorses candidate R , i.e.,

$$v(-a, a', k) + \mu_R^S(a, k) < 0.$$

Note that if a' attracts (resp. repels) a voter, then it makes him vote for (resp. against) candidate R unconditionally. If it neither attracts or repels a voter, then it has no effect on his voting decisions. Also note that $a' = t(k)$ is the most attractive deviation to type k voters.

We next describe equilibrium outcomes. Let $\mathcal{E}^{\mathcal{S},q}$ to denote the set of nonnegative policy a 's such that the symmetric policy profile $\langle -a, a \rangle$ can arise in equilibrium. We are interested in the *policy polarization* $a^{\mathcal{S},q} = \max \mathcal{E}^{\mathcal{S},q}$, defined as the maximal symmetric equilibrium policy, and whether all policies between zero and policy polarization can arise in equilibrium. The following concepts facilitate analysis.

Definition 3. $\phi^{\mathcal{S}}(-a, a', k) = v(-a, a', k) + \mu_L^{\mathcal{S}}(a, k)$ is type k voters' susceptibility to candidate R 's deviation from $\langle -a, a \rangle$ to a' following unfavorable news to his fitness, and $-\phi^{\mathcal{S}}(-a, a', k)$ captures type k voters' resistance to a' in this situation.

Definition 4. The k -proof set $\Xi^{\mathcal{S}}(k)$ consists of nonnegative policy a 's such that no deviation of candidate R from $\langle -a, a \rangle$ attracts type k voters, i.e., $\phi^{\mathcal{S}}(-a, a', k) \leq 0 \forall a'$. Since $a' = t(k)$ is the most attractive deviation to type k voters, it follows that

$$\Xi^{\mathcal{S}}(k) = \{a \in [0, \bar{a}] : \phi^{\mathcal{S}}(-a, t(k), k) \leq 0\}.$$

Type k voters' policy latitude $\xi^{\mathcal{S}}(k)$ is the maximum of the k -proof set, i.e., $\xi^{\mathcal{S}}(k) = \max \Xi^{\mathcal{S}}(k)$. Type k voters are disciplining if their policy latitude determines policy polarization, i.e., $a^{\mathcal{S},q} = \xi^{\mathcal{S}}(k)$.

Note that a voter's policy latitude decreases (resp. increases) with his susceptibility (resp. resistance) to candidate R 's policy deviations.

4.2 Equilibrium characterization

The next theorem gives a full characterization of the equilibrium policy set.

Theorem 2. *Assume Assumptions 1 and 2. For any pair of segmentation technology $\mathcal{S} \in \{b, p\}$ and population function q , policy polarization is strictly positive, and all*

policies between zero and policy polarization can arise in equilibrium, i.e., $a^{S,q} > 0$ and $\mathcal{E}^{S,q} = [0, a^{S,q}]$. Moreover, disciplining voters always exist, and their identities are as follows.

(i) In the broadcast case, median voters are always disciplining, i.e., $a^{b,q} = \xi^b(0) \forall q$.

(ii) In the personalized case, median voters are disciplining if they constitute a majority of the population. Otherwise voters with the smallest policy latitude are disciplining, i.e.,

$$a^{p,q} = \begin{cases} \xi^p(0) & \text{if } q(0) > 1/2, \\ \min_{k \in \mathcal{K}} \xi^p(k) & \text{else.} \end{cases}$$

Compared to the case of broadcast news, personalized news aggregation allows candidates to benefit from attracting extreme voters in addition to median voters when voters' population distribution is sufficiently dispersed. Voters with the smallest policy latitude are the most susceptible to policy deviations and hence are the easiest to attract, so the deviation to their bliss point constrains policy polarization.¹⁸ The remainder of this section sketches the proof of Theorem 2 and examines the determinants of policy latitudes.

Proof sketch We proceed in three steps.

Broadcast case. Since all voters receive the same voting recommendation and hence form the same belief about candidates' fitness, a deviation of candidate R is *profitable*, i.e., strictly increases his winning probability, if and only if it attracts a majority

¹⁸For the same reason, adopting median voters' bliss point isn't a weakly dominant strategy because there exist situations in which candidate R benefits from deviating to extreme voters' bliss points but not to median voters' bliss point. Detailed constructions are available upon request.

of voters. Under the assumption that voters' policy preferences exhibit increasing differences, this is equivalent to attracting median voters, so a symmetric policy profile $\langle -a, a \rangle$ can arise in equilibrium if and only if a belongs to the 0-proof set:

$$\mathcal{E}^{b,q} = \Xi^b(0) \quad \forall q.$$

Personalized case. In this case, median voters remain disciplining if they constitute a majority of the population. Otherwise no type of voter alone forms a majority coalition, and a deviation is profitable if it attracts *any* type of voter, *holding other things constant*. The reason is pivotality: since the infomediary can now offer conditionally independent signals to different types of voters, the above deviation strictly increases candidate R 's winning probability when the remaining voters disagree about which candidate to vote for.

The above argument leaves open the question of whether attracting some voters would cause the repulsion of others. Fortunately, this concern is ruled out by the next lemma.

Lemma 3. *Assume Assumptions 1 and 2. In the case where $\mathcal{S} = p$ and $q(0) \leq 1/2$, a symmetric policy profile $\langle -a, a \rangle$ with $a \in [0, \bar{a}]$ can arise in equilibrium if and only if no deviation of candidate R from it to $a' \in [-a, a)$ attracts any voter whose bliss point lies inside $[-a, a]$.*

The proof of Lemma 3 examines two kinds of (global) deviations: (1) $a' \notin [-a, a]$ and (2) $a' \in [-a, a)$. By committing the first kind of deviation, candidate R may indeed attract, say, right-wing voters. But this success must cause the repulsion of left-wing voters and so cannot increase candidate R 's winning probability. Meanwhile, the second kind of deviation repels no voter, and it attracts no voter whose bliss point

lies outside $[-a, a]$. If, in addition, it attracts no voter whose bliss point lies inside $[-a, a]$, then the original policy profile $\langle -a, a \rangle$ can be sustained in equilibrium.¹⁹

By Lemma 3, a policy profile $\langle -a, a \rangle$ with $a \in [0, t(1))$ can arise in equilibrium if and only a belongs to the 0-proof set, and a policy profile $\langle -a, a \rangle$ with $a \in [t(1), \bar{a}]$ can arise in equilibrium if and only a belongs to the k -proof set for all $k \in \mathcal{K}$. Gathering these policies yields the equilibrium policy set:

$$\mathcal{E}^{p,q} = \left([0, t(1)) \cap \Xi^p(0) \right) \cup \left([t(1), \bar{a}] \cap \bigcap_{k \in \mathcal{K}} \Xi^p(k) \right).$$

Equilibrium policy set. In Appendix D.2, we simplify the equilibrium policy set using properties of the k -proof set. For intuition, it suffices to notice that the k -proof set must contain a positive element. Uniform strict obedience is crucial to our proof, because it implies that local deviations from a symmetric policy profile $\langle -a, a \rangle$ with $a > 0$ cannot attract voters. Indeed, it can be shown after more work that all points between $|t(k)|$ and $\xi^S(k)$ belong to the k -proof set, based on which we develop an algorithm for computing the equilibrium policy set.

Policy latitude The next lemma decomposes a voter's policy latitude into the negative of his bliss point and the magnitude of his belief about candidate R 's fitness following unfavorable news. Note that in the broadcast case, the relevant voter is the representative voter with zero bliss point.

Lemma 4. *Let everything be as in Theorem 2. Then the following must hold when \bar{a} is sufficiently large.*

(i) $\xi^b(0) = |v_L^b|$, where $v_z^b := \mu_z^b(t(1))$ for $z \in \{L, R\}$.

¹⁹Note that replacing win-maximizing candidates with vote-maximizing ones wouldn't alter the above arguments and, hence, Lemma 3 or Theorem 2.

(ii) $\forall k \in \mathcal{K}$, $\xi^p(k) = -t(k) + |v_L^p(k)|$, where $v_z^p(k) := \mu_z^p(|t(k)|, k)$ for $z \in \{L, R\}$.

As a voter's bliss point increases, he more prefers candidate R 's policies, which reduces his policy latitude. At the same time, he seeks bigger occasional surprises from news consumption and so becomes more pessimistic about candidate R 's fitness following unfavorable news, which increases his policy latitude. The tension between policy preference and belief pins down the disciplining voter's identity. Consider, e.g., candidate R 's choice between attracting his base (right-wing voters) and attracting his opposition (left-wing voters). While base voters most prefer candidate R 's policies, they are most pessimistic about his fitness following unfavorable news. In contrast, opposition voters are most optimistic about candidate R 's fitness following unfavorable news, and yet they have an inherent preference against his policies. In the case where $-t(-1) + |v_L^p(-1)| < -t(1) + |v_L^p(1)|$, opposition voters have a smaller policy latitude and hence are easier to attract than base voters. Simplifying using symmetry, i.e., $v_L^p(-k) = -v_R^p(k)$ and $t(-k) = -t(k)$, yields

$$|v_L^p(1)| - v_R^p(1) > 2t(1), \quad (*)$$

which stipulates that extreme voters' signals be sufficiently skewed so that the beliefs induced by the occasional big surprise and own-party bias differ by a significant amount. In Appendix E, we solve the model numerically assuming entropy attention cost and find that Condition (*) is most likely to hold when the marginal attention cost λ is high and extreme voters' policy preferences parameterized by $t(1)$ are strong. See the material there for the discussion of intuition.

5 Comparative statics

This section examines the comparative statics of equilibrium policy sets. Since all policies between zero and policy polarization can arise in equilibrium, it is without loss to focus on the comparative statics of policy polarization.

Segmentation technology The next proposition concerns the transition from broadcast news to personalized news, the reverse of which is an integral part of recent regulatory proposals to tame tech giants (Warren (2019)).

Proposition 1. *Fix any population function q , assume Assumptions 1 and 2, and let \bar{a} be large. Then policy polarization is strictly higher in the personalized case than in the broadcast case if and only if in the personalized case, either (i) median voters are disciplining, or (ii) extreme voters are disciplining and have a bigger policy latitude than the median voters in the broadcast case, i.e.,*

$$\xi^b(0) < \min \{ \xi^p(1), \xi^p(-1) \}. \quad (**)$$

Condition $(**)$ holds automatically if $\xi^b(0) \leq t(1)$. If $\xi^b(0) > t(1)$, then Condition $(**)$ is equivalent to:

- (a) $|v_L^p(1)| - |v_L^b| > t(1)$ if base voters are disciplining in the personalized case;
- (b) $|t(-1)| > |v_L^b| - |v_L^p(-1)|$ if opposition voters are disciplining in the personalized case.

Proposition 1(i) exploits the fact that median voters' personalized signal is more Blackwell informative than the optimal broadcast signal, so their policy latitude increases as news aggregation becomes personalized. The past decade has witnessed a rise in the “apathy and indifference” that centrist voters display to candidates'

policy positions (Barber and McCarty (2015))—a trend that could persist due to personalized news aggregation.

Proposition 1(ii) shows that if extreme voters are disciplining in the personalized case, then the skewness of their personalized signals is crucial for sustaining greater policy polarization than in the broadcast case. The role of skewness differs according to which type of extreme voter is disciplining. If base voters are disciplining, then the only explanation for why they could have a bigger policy latitude than the median voters in the broadcast case must be the occasional big surprise of their personalized signal: in order to satisfy Condition (**), base voters must be significantly more pessimistic about candidate R 's fitness following unfavorable news than the median voters in the broadcast case, i.e., $|v_L^p(1)| - |v_L^b| > t(1)$.

In the case where opposition voters are disciplining, extreme voters' personalized signals must be sufficiently skewed in order to satisfy Condition (*). Thus when contemplating deviations from the equilibrium policy profile, candidate R wouldn't target his base, because doing so is either needless (in the likely event where he already captures his base) or futile (in the unlikely event where the base is convinced of his unfitness). Instead, he appeals to his opposition, which is itself challenging if the latter has a strong preference against his policies, i.e., $|t(-1)| > |v_L^b| - |v_L^p(-1)|$. Note the role of skewness in the above argument, which is crucial yet indirect.

In Appendix E, we solve the model numerically assuming entropy attention cost and find that Condition (**) is most likely to hold when voters' marginal attention cost is high and their policy preferences strong. See the material there for the discussion of intuition.

Marginal attention cost The next proposition shows that policy polarization is decreasing in voters' marginal attention cost.

Proposition 2. *Let $\lambda'' > \lambda' > 0$ be two marginal attention costs such that the corresponding environments satisfy Assumptions 1 and 2. For each $\lambda \in \{\lambda', \lambda''\}$, write the policy polarization under segmentation technology \mathcal{S} and population function q as $a^{\mathcal{S},q}(\lambda)$. Then $a^{\mathcal{S},q}(\lambda'') < a^{\mathcal{S},q}(\lambda')$.*

Increasing the marginal attention cost makes optimal news signals less Blackwell informative and, in turn, reduces voters’ policy latitudes. In Appendix A, we allow multiple infomediaries to compete for the same type of voters using signals that maximize their expected utilities (as in the standard RI paradigm). We find that introducing perfect competition between infomediaries—which is advocated by the British government as a preferable way of regulating tech giants (The Digital Competition Expert Panel (2019))—is mathematically equivalent to increasing the marginal attention cost in the monopolistic personalized case. Intuitively, optimal news signals overfeed voters with information about candidate valence compared to competitive signals. Competition corrects this overfeeding problem, so its policy polarization effect is negative by Proposition 2.

Population distribution Recently, a growing body of the literature has been devoted to the understanding of voter polarization, also termed *mass polarization*. Notably, Fiorina and Abrams (2008) define mass polarization as a bimodal distribution of voters’ policy preferences on a liberal-conservative scale, and Gentzkow (2016) develops a related concept that measures the average ideological distance between Democrats and Republicans. Inspired by these authors, we define increasing mass polarization as a mean-preserving spread of voters’ policy preferences. The next proposition shows that with personalized news aggregation, increasing mass polarization may decrease rather than increase policy polarization.

Proposition 3. *Under Assumptions 1 and 2, $a^{p,q} \geq a^{p,q'}$ for any two population functions q and q' such that $q(0) > q'(0)$, and $a^{p,q} > a^{p,q'}$ if and only if $q(0) > 1/2 \geq q'(0)$ and $\min\{\xi^p(-1), \xi^p(1)\} < \xi^p(0)$.*

As we keep redistributing voters' population from the center to the margin, candidates eventually benefit from attracting extreme voters in addition to median voters. If extreme voters have smaller policy latitudes than median voters, then a reduction in policy polarization would ensue. In Section 6.2, we prove a similar result for general voters and quadratic attention cost.

6 General model

This section has two purposes. The first purpose is to extend the baseline model to general voters with a finite set $\mathcal{K} = \{-K, \dots, 0, \dots, K\}$ of types, a population function $q : \mathcal{K} \rightarrow \mathbb{R}_{++}$, and a utility function $u : \mathcal{A} \times \mathcal{K} \rightarrow \mathbb{R}$. Throughout this section, K can be any positive integer, q has support \mathcal{K} and is symmetric around zero, and u satisfies the following assumption.²⁰

Assumption 3. *The following hold for any $k \in \mathcal{K}$.*

Continuity and concavity $u(\cdot, k)$ *is continuous and concave.*

Symmetry $u(a, k) = u(-a, -k)$ *for any $a \in \mathcal{A}$.*

Inverted V-shape $u(\cdot, k)$ *is strictly increasing on $[-\bar{a}, t(k)]$ and is strictly decreasing on $[t(k), \bar{a}]$, where the bliss point function $t : \mathcal{K} \rightarrow \text{int}(\mathcal{A})$ is strictly increasing and satisfies $t(k) = -t(-k)$ for any $k \in \mathcal{K}$.*

In addition,

²⁰Assumption 3 holds for standard utility functions such as $-|t(k) - a|$ and $-(t(k) - a)^2$.

Increasing differences $u(a, k) - u(a', k)$ is increasing in k for any $a > a'$. For any $a > 0$, $u(a, k) - u(-a, k)$ is strictly positive if $k > 0$, equals zero if $k = 0$, and is strictly negative if $k < 0$.

The second purpose is to relax the assumption that news signals are conditionally independent across market segments. In what follows, we develop new concepts in Section 6.1 and conduct equilibrium analyses in Section 6.2.

6.1 Key concepts

Joint news distribution A *joint news distribution* is a tuple $\langle \boldsymbol{\chi}, \mathbf{b}^+, \mathbf{b}^- \rangle$ of *news configuration* $\boldsymbol{\chi}$ and *probability vectors* \mathbf{b}^+ and \mathbf{b}^- . The news configuration $\boldsymbol{\chi}$ is a matrix of $|\mathcal{K}|$ rows. Each column of $\boldsymbol{\chi}$ constitutes a profile of the voting recommendations to type $-K, \dots, K$ voters that occurs with a strictly positive probability. Each entry of $\boldsymbol{\chi}$ is either 0 or 1, where 0 means that candidate R is disapproved of and 1 means that he is endorsed. For example, the news configuration is

$$\boldsymbol{\chi}^* = \begin{bmatrix} 0 & 1 \\ 0 & 1 \\ \vdots & \vdots \\ 0 & 1 \end{bmatrix}$$

if $\mathcal{S} = b$, and it is

$$\boldsymbol{\chi}^{**} = \underbrace{\begin{bmatrix} 0 & 1 & 0 & \cdots & 0 & 1 & \cdots & 0 & \cdots & 1 \\ 0 & 0 & 1 & \cdots & 0 & 1 & \cdots & 0 & \cdots & 1 \\ \vdots & \vdots & \vdots & \cdots & \vdots & \vdots & \cdots & \vdots & \cdots & 1 \\ 0 & 0 & 0 & \cdots & 0 & 0 & \cdots & 1 & \cdots & 1 \\ 0 & 0 & 0 & \cdots & 1 & 0 & \cdots & 1 & \cdots & 1 \end{bmatrix}}_{2^{|\mathcal{K}|} \text{ columns}}$$

if $\mathcal{S} = p$ and news signals are conditionally independent across market segments. The vectors \mathbf{b}^+ and \mathbf{b}^- compile the probabilities that columns of $\boldsymbol{\chi}$ occur in states $\omega = 1$ and $\omega = -1$, respectively. By definition, all elements of \mathbf{b}^+ or \mathbf{b}^- are strictly positive and add up to one.

We consider *symmetric* joint news distributions that are *consistent* with the marginal news distributions solved in Section 3. To formally define symmetry, let \mathbf{x} be a generic voting recommendation profile to type $-K, \dots, K$ voters, $\mathbf{1}$ be the $|\mathcal{K}|$ -vector of ones, and $\mathbf{P} = \begin{bmatrix} & & & & 1 \\ & & & & \\ & & & & \\ & & & & \\ 1 & & & & \end{bmatrix}$ be a $|\mathcal{K}| \times |\mathcal{K}|$ permutation matrix. Define the *symmetry operator* Σ as

$$\Sigma \circ \mathbf{x} = \mathbf{P}(\mathbf{1} - \mathbf{x}),$$

so that \mathbf{x} recommends candidate $z \in \{L, R\}$ to type k voters if and only if $\Sigma \circ \mathbf{x}$ recommends candidate $-z$ to type $-k$ voters. A joint news distribution is *symmetric* if the probability that a voting recommendation profile \mathbf{x} occurs in state $\omega = 1$ equals the probability that $\Sigma \circ \mathbf{x}$ occurs in state $\omega = -1$. Formally,

Definition 5. A news configuration matrix $\boldsymbol{\chi}$ is symmetric if for any $m \in \{1, \dots, \#\text{columns}(\boldsymbol{\chi})\}$, there exists $n \in \{1, \dots, \#\text{columns}(\boldsymbol{\chi})\}$ such that $\Sigma \circ [\boldsymbol{\chi}]_m = [\boldsymbol{\chi}]_n$. A joint news distribution $\langle \boldsymbol{\chi}, \mathbf{b}^+, \mathbf{b}^- \rangle$ is symmetric if $\boldsymbol{\chi}$ is symmetric

and $[\mathbf{b}^+]_m = [\mathbf{b}^-]_n$ for any $m, n \in \{1, \dots, \#\text{columns}(\boldsymbol{\chi})\}$ such that $\Sigma \circ [\boldsymbol{\chi}]_m = [\boldsymbol{\chi}]_n$.²¹

We next define *consistency*. In Footnote 15, we solved for the marginal probabilities that the news signal consumed by type k voters endorses candidate R in states $\omega = 1$ and $\omega = -1$, respectively, for any given segmentation technology \mathcal{S} and symmetric policy profile $\langle -a, a \rangle$ with $a \in [0, \bar{a}]$. Compiling these probabilities across type $-K, \dots, K$ voters yield two $|\mathcal{K}|$ -vectors $\boldsymbol{\pi}^{\mathcal{S},+}(a)$ and $\boldsymbol{\pi}^{\mathcal{S},-}(a)$ of marginal probabilities. Then,

Definition 6. A joint news distribution $\langle \boldsymbol{\chi}, \mathbf{b}^+, \mathbf{b}^- \rangle$ is $\langle \mathcal{S}, a \rangle$ -consistent for some $\mathcal{S} \in \{b, p\}$ and $a \in [0, \bar{a}]$ if

$$\boldsymbol{\chi} \mathbf{b}^+ = \boldsymbol{\pi}^{\mathcal{S},+}(a) \text{ and } \boldsymbol{\chi} \mathbf{b}^- = \boldsymbol{\pi}^{\mathcal{S},-}(a).$$

A news configuration $\boldsymbol{\chi}$ is $\langle \mathcal{S}, a \rangle$ -consistent if there exist probability vectors \mathbf{b}^+ and \mathbf{b}^- such that the joint news distribution $\langle \boldsymbol{\chi}, \mathbf{b}^+, \mathbf{b}^- \rangle$ is $\langle \mathcal{S}, a \rangle$ -consistent. $\boldsymbol{\chi}$ is \mathcal{S} -consistent if it is $\langle \mathcal{S}, a \rangle$ -consistent for all $a \in [0, \bar{a}]$.

Observation 1. $\boldsymbol{\chi}^*$ is b -consistent and, indeed, the only $\langle b, a \rangle$ -consistent news configuration for any given $a \in [0, \bar{a}]$. $\boldsymbol{\chi}^{**}$ is p -consistent, but it is not uniquely p -consistent in general (numerical examples are available upon request).

Susceptibility and \mathcal{D} -proof set The next definition extends Definitions 3 and 4 to sets of voters.

Definition 7. Under segmentation technology $\mathcal{S} \in \{b, p\}$, a deviation of candidate R from a symmetric policy profile $\langle -a, a \rangle$ with $a \in [0, \bar{a}]$ to a' attracts a set $\mathcal{D} \subseteq \mathcal{K}$

²¹ $[\cdot]_m$ denotes both the m^{th} entry of a column vector and the m^{th} column of a matrix. $\#\text{columns}(\boldsymbol{\chi})$ denotes the number of columns of $\boldsymbol{\chi}$.

of voters if it attracts all members of \mathcal{D} , i.e., $\phi^S(-a, a', k) > 0 \forall k \in \mathcal{D}$. This is equivalent to $\phi^S(-a, a', \mathcal{D}) > 0$, where

$$\phi^S(-a, a', \mathcal{D}) := \min_{k \in \mathcal{D}} \phi^S(-a, a', k)$$

is the \mathcal{D} -susceptibility to a' following unfavorable news to candidate R 's fitness. The \mathcal{D} -proof set $\Xi^S(\mathcal{D})$ is the set of nonnegative policy a 's such that no deviations of candidate R from the symmetric policy profile $\langle -a, a \rangle$ attract \mathcal{D} , i.e.,

$$\Xi^S(\mathcal{D}) = \left\{ a \in [0, \bar{a}] : \max_{a' \in \mathcal{A}} \phi^S(-a, a', \mathcal{D}) \leq 0 \right\}.$$

\mathcal{D} 's policy latitude $\xi^S(\mathcal{D})$ is the maximum of the \mathcal{D} -proof set, i.e.,

$$\xi^S(\mathcal{D}) = \max \Xi^S(\mathcal{D}).$$

Influential coalition The next concept is integral to the upcoming analysis.

Definition 8. Fix any segmentation technology $\mathcal{S} \in \{b, p\}$, symmetric policy profile $\langle -a, a \rangle$ with $a \in [0, \bar{a}]$, and population function q . Let the default be the strictly obedient outcome induced by any joint news distribution $\langle \chi, \mathbf{b}^+, \mathbf{b}^- \rangle$ that is $\langle \mathcal{S}, a \rangle$ -consistent. Then a set $\mathcal{C} \subseteq \mathcal{K}$ of voters constitutes an R -influential coalition, or influential coalition for short, if attracting \mathcal{C} while holding other things constant strictly increases candidate R 's winning probability compared to the default.

Observation 2. Majority coalitions are influential, and supersets of influential coalitions are influential. In the broadcast case, all voters consume the same news signal, so a coalition of voters is influential if and only if it is a majority coalition. In the personalized case, non-majority coalitions can be influential due to the imperfect

correlation between voters' news signals (see Table 1 for an illustration).

	$\mathcal{S} = b$	$\mathcal{S} = p$
$q(0) > 1/2$	majority coalitions	majority coalitions
$q(0) < 1/2$	majority coalitions	nonempty coalitions

Table 1: influential coalitions under any symmetric policy profile $\langle -a, a \rangle$ with $a \in [0, \bar{a}]$: baseline model.

As demonstrated by the next lemma, influential coalitions depend on the joint news distribution only through the news configuration, and they are independent of candidates' policy positions if the news configuration is \mathcal{S} -consistent.

Lemma 5. *Let everything be as in Definition 8. Then influential coalitions depend on the joint news distribution $\langle \chi, \mathbf{b}^+, \mathbf{b}^- \rangle$ only through the news configuration χ , and they are independent of the policy profile $\langle -a, a \rangle$ if χ is \mathcal{S} -consistent.*

6.2 Main results

Equilibrium policies The next lemma gives a full characterization of the symmetric policy profiles that can arise in equilibrium, thus extending Lemma 3 to general voters and joint news distributions.

Lemma 6. *Fix any pair of segmentation technology $\mathcal{S} \in \{b, p\}$ and population function q , and assume Assumptions 1-3. Then the following are equivalent.*

- (i) *A symmetric policy profile $\langle -a, a \rangle$ with $a \in [0, \bar{a}]$ can arise in an equilibrium with a joint news distribution $\langle \chi, \mathbf{b}^+, \mathbf{b}^- \rangle$ that is $\langle \mathcal{S}, a \rangle$ -consistent.*
- (ii) *No deviation of candidate R from $\langle -a, a \rangle$ to $a' \in [-a, a)$ attracts any influential coalition formed under $\langle \chi, q \rangle$ whose members have ideological bliss points in $[-a, a]$.*

In what follows, we use $\mathcal{E}^{\mathcal{S}, \chi, q}$ denote the set of the nonnegative policy a 's such that the symmetric policy profile $\langle -a, a \rangle$ can arise in equilibrium under segmentation technology \mathcal{S} , news configuration χ , and population function q . We focus on χ s that are \mathcal{S} -consistent, so that $\mathcal{E}^{\mathcal{S}, \chi, q}$ can be computed in two simple steps.²²

1. Compute the influential coalitions formed under $\langle \chi, q \rangle$.
2. For each $a \in [0, \bar{a}]$, check if any deviation as in Lemma 6(ii) is profitable to candidate R . If the answer is negative, then add a to the output set.

As before, we define policy polarization as the maximum of $\mathcal{E}^{\mathcal{S}, \chi, q}$ and denote it by $a^{\mathcal{S}, \chi, q}$. We say that a set \mathcal{D} of voters is disciplining if its policy latitude determines the policy polarization. Our main theorem extends Theorem 2 to general voters and joint news distributions. In addition to Assumptions 1-3, it assumes that the susceptibility function $\phi^{\mathcal{S}}(-a, a', k)$ is increasing in a in a local region.²³

Assumption 4. $\phi^{\mathcal{S}}(-a, a', k)$ is increasing in a on $[|t(k)|, \bar{a}]$ for any $\mathcal{S} \in \{b, p\}$, $k \in \mathcal{K}$, and $a' \in \mathcal{A}$.

Theorem 3. Fix any segmentation technology $\mathcal{S} \in \{b, p\}$, \mathcal{S} -consistent news configuration χ , and population function q . Let \mathcal{C} denote a typical influential coalition formed under $\langle \chi, q \rangle$. Under Assumptions 1-4, $\mathcal{E}^{\mathcal{S}, \chi, q} = [0, a^{\mathcal{S}, \chi, q}]$, where $a^{\mathcal{S}, \chi, q} =$

$$\min_{\mathcal{C}s \text{ formed under } \langle \chi, q \rangle} \xi^{\mathcal{S}}(\mathcal{C}) > 0.$$

In general, policy polarization is disciplined by the influential coalition with the smallest policy latitude. Marginal news distributions affect policy polarization through

²²For an arbitrary χ , one needs to check after Step 2 whether the output policy a is $\langle \mathcal{S}, a \rangle$ -consistent with χ .

²³Recall that $\phi^{\mathcal{S}}(-a, a', k) := v(-a, a', k) + \mu_L^{\mathcal{S}}(a, k)$. Since $v(-a, a', k)$ is increasing in a on $[|t(k)|, \bar{a}]$ by Assumption 3 **inverted V-shape**, Assumption 4 holds if $\mu_L^{\mathcal{S}}(a, k)$ doesn't vary significantly with a on $[|t(k)|, \bar{a}]$. As demonstrated by Lemma 9 in Appendix D.2, this is the case if $\mathcal{S} = b$ or if $\mathcal{S} = p$ and either $u(a, k) = -|t(k) - a|$ or $h(\mu) = \mu^2$.

policy latitudes, whereas the joint news distribution does so through the news configuration, holding marginal news distributions constant.

Comparative statics We first examine factors that affect policy polarization through influential coalitions, holding marginal news distributions (hence policy latitudes) fixed. Our starting observation is that enriching the news configuration enriches influential coalitions and, by Theorem 3, reduces policy polarization. Formally, we say that χ is *richer than* χ' and write $\chi \succeq \chi'$ if χ prescribes more voting recommendation profiles than χ' .

Definition 9. $\chi \succeq \chi'$ if every column of χ' is a column of χ .

Observation 3. $\{\mathcal{C}s \text{ formed under } \langle \chi', q \rangle\} \subseteq \{\mathcal{C}s \text{ formed under } \langle \chi, q \rangle\}$ for any segmentation technology $\mathcal{S} \in \{b, p\}$, any \mathcal{S} -consistent news configurations χ and χ' such that $\chi \succeq \chi'$, and any population function q .

We examine two implications of Observation 3. With personalized news, we show that policy polarization is minimized when news signals are conditionally independent across voters for any given population distribution, and it attains its global minimum $\min_{k \in \mathcal{K}} \xi^p(k)$ if, in addition, voters' population distribution is uniform across types. As long as this lower bound stays positive, changes in the environment wouldn't render policy polarization trivial.²⁴

Proposition 4. Under Assumptions 1-4, $\min_{k \in \mathcal{K}} \xi^p(k) = a^{p, \chi^{**}, \text{uniform}} \leq a^{p, \chi^{**}, q} \leq a^{p, \chi, q}$ for any p -consistent news configuration χ and any population function q .

Proof. The second inequality holds because $\chi^{**} \succeq \chi$ for any p -consistent χ . To establish the first equality and inequality, note that under χ^{**} and uniform population

²⁴An example of such a change is to divide the same type of voters into multiple subgroups and to provide them with imperfectly correlated signals, which enriches the news configuration matrix without affecting marginal news distributions.

distribution, each type of voter is influential, and the resulting collection of influential coalitions, $2^{\mathcal{K}} - \{\emptyset\}$, is the richest across all scenarios. \square

Consider next the transition from broadcast to personalized news, which enriches the news configuration and hence has a negative policy polarization effect, holding other things constant. Given this, the reader can attribute the increasing policy polarization shown in Proposition 1 solely to changes in marginal news distributions.

Proposition 5. *$\{\mathcal{C}s \text{ formed under } \langle \chi^*, q \rangle\} \subseteq \{\mathcal{C}s \text{ formed under } \langle \chi, q \rangle\}$ for any p -consistent news configuration χ and any population function q .*

Proof. $\forall \chi$ and q as above, $\{\mathcal{C}s \text{ formed under } \langle \chi, q \rangle\} \supseteq \{\text{majority coalitions}\}$
 $= \{\mathcal{C}s \text{ formed under } \langle \chi^*, q \rangle\}$. \square

We next investigate the policy polarization effect of increasing mass polarization. The next definition is inspired by Fiorina and Abrams (2008) and Gentzkow (2016).

Definition 10. *The mass is more polarized under q' than q if q has second-order stochastic dominance over q' (write $q \succeq_{SOSD} q'$), i.e., $\sum_{k=m}^K q(k) \leq \sum_{k=m}^K q'(k)$ $\forall m = 1, \dots, K$.*

The analysis assumes quadratic attention cost.

Assumption 5. $h(\mu) = \mu^2$.

The next proposition proves a similar result to Proposition 3 for general voters and p -consistent news configurations.

Proposition 6. *Under Assumptions 1-3 and 5, $a^{p,\chi,q} \geq a^{p,\chi,q'}$ for any p -consistent news configuration χ and any two population functions q and q' such that $q \succeq_{SOSD} q'$.*

7 Other extensions

Appendices B and C the following extensions of the baseline model.

- (i) Heterogeneous marginal attention costs across voters.
- (ii) General segmentation technologies.
- (iii) Relaxing Assumption 2, i.e., uniform strict obedience, by allowing (a) some voters to be excluded from news consumption; (b) the optimal signal to coincide with the true state; (c) voters to make more complicated decisions than expressive voting; (d) the valence state to follow a continuous distribution.

Extension (iii-d) is the most noteworthy. Using the method developed by Matějka and McKay (2015), we show that any optimal personalized signal that makes its consumers' participation constraint binding has at most two realizations and satisfies all properties we've so far established (for the reason given in the baseline model). In contrast, any optimal broadcast signal that induces consumption from all voters and makes some voters' participation constraints binding has at most three (rather than two) realizations, and policy polarization equals zero in the new case of three signal realizations.

8 Concluding remarks

Tech-enabled personalization is ubiquitous and seems to maximize social surplus by best serving consumers' needs. In our opinion, a caveat to this argument is that tech giants now operate as major news aggregators and could therefore affect political decisions and outcomes. The current paper studies the policy polarization effect of personalized news aggregation for rational inattentive voters. We find that after

taking this effect into account, the welfare consequences of many hotly debated regulatory proposals to tame tech giants become less clear-cut. For example, while banning news personalization and introducing competition between infomediaries make voters better off and the infomediary worse off, holding policies constant, they also affect policy polarization and, in turn, players' equilibrium utilities in a delicate manner. For this reason, we suggest that caution be exercised and our characterization be considered when evaluating the overall impacts of these proposals.

Our characterization of the outcome of spatial competition holds as long as voters' signals satisfy uniform strict obedience—a property that arises naturally from RI information acquisition. One could imagine IO applications of our theory to, e.g., studying the effects of personalized product recommendations on product differentiation and consumer welfare.

Our analysis suggests that with personalized news aggregation, the identity of the disciplining voter can vary fluidly with shocks to news aggregators (e.g., experiments conducted by tech companies and the regulatory uncertainties they face). This prediction, while delicate at first sight, seems to be an inevitable consequence of personalized politics. In related but distinct settings such as personalized campaign, it has been shown that advances in micro-targeting technologies introduce the trade-off between mobilizing base voters and persuading swing voters to candidates' equilibrium reasoning about policy platforms (see, e.g., Herrera, Levine, and Martinelli (2008)). According to Hersh (2015), such a trade-off creates identification challenges that can nevertheless be solved by conducting large-scale interviews among campaign staff and volunteers. We believe methods akin to that developed by Hersh (2015) (e.g., survey political consultants) could overcome the identification challenges stemming from personalized news aggregation, and we hope someone, maybe us, will put this idea to practice in the future.

A Competitive infomediaries

In the general environment of Section 6, suppose $m(k) \geq 2$ infomediaries compete for the attention of type k voters for each $k \in \mathcal{K}$. A *market segment* is a pair (k, i) , where $k \in \mathcal{K}$ represents the type of the voters being served, and $i \in \{1, \dots, m(k)\}$ represents the serving infomediary. The population of the voters in market segment (k, i) is $\rho(k, i)$, where $\rho(k, i) > 0$ and $\sum_{i=1}^{m(k)} \rho(k, i) = q(k)$. The functions m and ρ are symmetric (i.e., $m(k) = m(-k)$ and $\rho(k, i) = \rho(-k, i)$ for any $k \in \mathcal{K}$ and $i = 1, \dots, m(k)$), and they are taken as given throughout this appendix.

For any given symmetric policy profile $\mathbf{a} = \langle -a, a \rangle$ with $a \in [0, \bar{a}]$, the news signal for market segment (k, i) maximizes the expected utilities of the voters therein (as in the standard RI model):

$$\max_{\Pi} V(\Pi; \mathbf{a}, k) - \lambda \cdot I(\Pi).$$

Across market segments, we consider all joint news distributions that are symmetric and consistent with the marginal news distributions that solve the above problem (hereafter *c-consistency*). As in Section 6, we can represent a joint news distribution by its matrix form and define the *c-consistency* of the news configuration. This exercise is omitted for brevity.

We examine the policy polarization effect of introducing perfect competition between infomediaries. To facilitate comparison between monopolistic personalized news, we redefine *p-consistency* by first forming market segments using functions m and ρ and then restricting the same type of voters to receiving the same voting recommendation. By Lemma 5, equilibrium policies are fully determined by (1) $\mathcal{S} \in \{c, p\}$, which pins down marginal news distributions, (2) the news configuration

χ , and (3) population functions m and ρ . Hereafter we shall use $\mathcal{E}^{\mathcal{S},\chi,m,\rho}$ to denote the equilibrium policy set and $a^{\mathcal{S},\chi,m,\rho}$ to denote policy polarization.

The next proposition prescribes sufficient conditions for competition to reduce policy polarization.

Proposition 7. *Fix any functions m and ρ as above, and assume Assumptions 1-4 for $\mathcal{S} \in \{c, p\}$. Then $\mathcal{E}^{c,\chi,m,\rho} = [0, a^{c,\chi,m,\rho}] \subsetneq \mathcal{E}^{p,\chi',m,\rho} = [0, a^{p,\chi',m,\rho}]$ for any c -consistent news configuration χ and p -consistent news configuration χ' such that $\chi \succeq \chi'$.*

Two forces are acting in the same direction. First, competitive news signals maximize voters' expected utilities rather than their attention and hence are less Blackwell informative than monopolistic personalized signals. As infomediaries stop overfeeding voters with information about the valence state, voters become more susceptible to policy deviations, which leads to a reduction in policy polarization. Second, allowing the same type of voters to be served by different infomediaries reduces the correlation between news signals. Such a change enriches the news configuration without affecting marginal news distributions, so its policy polarization effect is negative for the reason discussed in Section 6.

B General state distribution

This appendix extends the analysis so far to general state distributions. In the environment of Section 6, suppose the valence state is distributed on \mathbb{R} according to a c.d.f. G that is absolute continuous and symmetric around zero.²⁵ A news signal is a mapping $\Pi : \mathbb{R} \rightarrow \Delta(\mathcal{Z})$, where each $\Pi(\cdot | \omega)$ specifies a probability distribution over a finite set \mathcal{Z} of signal realizations when the state realization is $\omega \in \mathbb{R}$. Under

²⁵Results below hold for discrete G s, too. Assuming that $\omega \in \mathbb{R}$ is w.l.o.g. for the reason discussed in Footnote 5.

signal structure Π ,

$$\pi_z = \int_{\omega \in \mathbb{R}} \Pi(z | \omega) dG(\omega)$$

is the probability that the signal realization is $z \in \mathcal{Z}$, and it is assumed w.l.o.g. to be strictly positive. Then

$$\mu_z = \int_{\omega \in \mathbb{R}} \omega \Pi(z | \omega) dG(\omega) / \pi_z$$

is the posterior mean of the state conditional on the signal realization being $z \in \mathcal{Z}$.

The next assumption is adapted from Matějka and McKay (2015).

Assumption 6. *The needed amount of attention for consuming $\Pi : \mathbb{R} \rightarrow \Delta(\mathcal{Z})$ is*

$$I(\Pi) = H(G) - \mathbb{E}_{\Pi}[H(G(\cdot | z))]$$

where $H(G)$ is the entropy of the valence state, and $H(G(\cdot | z))$ is the conditional entropy of the valence state given signal realization z .

In what follows, we first give characterizations of optimal news signals and then examine their implications for policy polarization. To achieve the first goal, we fix, as in Section 3, any symmetric policy profile $\langle -a, a \rangle$ with $a \in [0, \bar{a}]$ and use $\Pi^{\mathcal{S}}(a, k)$ to denote any optimal news signal consumed by type k voters under segmentation technology $\mathcal{S} \in \{b, p\}$. When $\mathcal{S} = b$, we drop the notation k and simply write $\Pi^b(a)$. For each $\Pi^{\mathcal{S}}(a, k)$, we use $\mathcal{Z}^{\mathcal{S}}(a, k)$ to denote the set of signal realizations, and $\mu_z^{\mathcal{S}}(a, k)$ to denote the posterior mean of the state conditional on the signal realization being $z \in \mathcal{Z}^{\mathcal{S}}(a, k)$.

The next proposition extends Lemma 1 and Theorem 1 to general state distributions. The messages are twofold. First, any optimal personalized signal that makes its consumers' participation constraint binding has at most two realizations and satisfies

all properties we've so far established (for the reason given in the baseline model).²⁶ Second, any optimal broadcast signal that induces consumption from all voters and makes some voters' participation constraints binding has at most three realizations.

Proposition 8. *Fix any symmetric policy profile $\langle -a, a \rangle$ with $a > 0$, and assume Assumptions 3 and 6. Then,*

(i) *any optimal personalized signal $\Pi^p(a, k)$ that is nondegenerate and makes type k voters' participation constraint binding must satisfy $|\mathcal{Z}^p(a, k)| = 2$, (SOB) and the skewness properties stated in Theorem 1(ii);*

(ii) *any optimal broadcast signal $\Pi^b(a)$ that is nondegenerate, induces consumption from all voters and makes some voter's participation constraint binding must satisfy $|\mathcal{Z}^b(a)| \in \{2, 3\}$:*

(a) *if $|\mathcal{Z}^b(a)| = 2$, then $\Pi^b(a)$ satisfies (SOB) and the skewness properties in Theorem 1(i);*

(b) *if $|\mathcal{Z}^b(a)| = 3$, then we can write $\mathcal{Z}^b(a) = \{LL, LR, RR\}$, where $\mu_{LL}^b(a) < 0$, $\mu_{LR}^b(a) = 0$, and $\mu_{RR}^b(a) = |\mu_{LL}^b(a)| > 0$. Also for any $k \in \mathcal{K}$, we must have $v(\mathbf{a}, k) + \mu_{LL}^b(a) < 0$, $\text{sgn}(v(\mathbf{a}, k) + \mu_{LR}^b(a)) = \text{sgn}(k)$, and $v(\mathbf{a}, k) + \mu_{RR}^b(a) > 0$.*

To develop intuition for the broadcast case, we aggregate voters with binding participation constraints into a representative voter (as we did in the baseline model).

Under the assumption that the marginal attention cost is constant across voters,²⁷ only voters of the most extreme types could have binding participation constraints,

²⁶If a voter's participation constraint is slack, then it is optimal to fully disclose the true state to him, a case that will be covered in Appendix C.

²⁷We assume a constant marginal attention cost across voters to keep consistency between the baseline model. Generically, at most two types of voters can have binding participation constraints in a symmetric environment.

and they together make three decisions in total: LL , LR , and RR (the first and second letters stand for the voting decisions of the most left-leaning type and the most right-leaning type, respectively). The optimal broadcast signal maximizes the amount of attention paid the representative voter acting on behalf of these voters. For the reason given in the personalized case, it prescribes at most three voting recommendation profiles: LL , LR , and RR .

In the new case where all three voting recommendation profiles occur with positive probabilities, it can be shown that all voters strictly obey the recommendations LL and RR , and that the posterior mean of the state given LR must equal zero. As argued in the footnote below, this implies that the only symmetric policy profile that can arise in equilibrium is $\langle 0, 0 \rangle$, hence the transition from broadcast news to personalized news increases policy polarization.²⁸

C Minor extensions

Relaxing Assumption 2 Assumption 2, or uniform strict obedience, mandates that all voters' news signals must satisfy (SOB) for any given pair of segmentation technology and feasible policy profile. Three assumptions together guarantee that this is the case: (i) the underlying state is binary, (ii) optimal news signals constitute nondegenerate yet garbled signals of the true state, and (iii) voters face binary decision problems. In Appendix B, we already discussed the consequence of relaxing (i). We now relax (ii) and (iii), showing that uniform strict obedience is sufficient but not necessary for generating policy polarization between candidates.

²⁸For any symmetric policy profile $\langle -a, a \rangle$ with $a > 0$, the deviation to $a' = 0$ weakly increases candidate R 's winning probability when the recommendation profile is either LL or RR (as shown in the proof of Lemma 6), and it strictly increases candidate R 's winning probability when the recommendation profile is LR (obviously). In contrast, no deviation from $\langle 0, 0 \rangle$ increases candidate R 's winning probability when the recommendation profile is LL or RR (as shown in the proof of Lemma 6) or LR (obviously).

Exclusion from news consumption. So far we’ve ruled out the case where the marginal attention cost λ is so high that it is optimal to exclude (some) voters from news consumption. The next example shows that policy polarization could still be positive even if extreme voters are excluded from news consumption.

Example 1. Let everything be as in the baseline model except that extreme voters are excluded from news consumption. As shown in Appendix D.4, all symmetric policy profile $\langle -a, a \rangle$ with $a \in [0, \underline{\xi}]$ can arise in equilibrium, where $\underline{\xi} = \min \{t(1), \xi^S(0)\}$.

Full disclosure. So far we’ve ruled out the case $\lambda \approx 0$ where it is optimal to fully disclose the state to voters. In that case, news signals are perfectly correlated among voters, so centrist voters are disciplining. In the baseline model, this means that $\mathcal{E}^{p,q} = \Xi^p(0) = [0, \xi^p(0)]$, where $\xi^p(0) \gg 0$ because $v(\mathbf{a}, k) - 1 < 0 < v(\mathbf{a}, k) + 1 \forall k \in \mathcal{K}$ is implicitly assumed. With a continuum of states, Calvert (1985b) famously establishes that $\langle 0, 0 \rangle$ is the only policy profile that can arise in equilibrium.²⁹

General decision problems. So far we’ve focused on the role of news consumption in improving expressive voting. While other motives for news consumption such as entertainment are certainly important, we also believe that limited attention is ubiquitous and, as observed by Downs (1957), “constitutes a basic step towards understanding politics.” By now, it is well known that if voters face finite decision problems, e.g., categorical thinking, then the outcome of NARI is a finite signal structure (Matějka and McKay (2015)). Indeed, the same conclusion can sometimes be drawn for decision problems where the state space and decision space are both infinite (Jung et al. (2019)). Below we give an example in which policy polarization is positive, despite

²⁹The last observation, together with the results in Appendix B, implies that if the underlying state follows a continuous distribution, then policy polarization initially stays at zero, then becomes positive, and eventually vanishes as we increase the marginal attention cost from zero to infinity.

that extreme voters observe more than two signal realizations and do not always have strict preferences between candidates.

Example 2. Let everything be as in the baseline model except that extreme voters' personalized signals have three realizations L , M and R , and that they strictly prefer candidate L to R given signal realization L , are indifferent between the two candidates given signal realization M , and strictly prefer candidate R to L given signal realization R . As shown in Appendix D.4, the policy profile $\langle -t(1), t(1) \rangle$ can arise in equilibrium if median voters' policy latitude exceeds $t(1)$.

Heterogeneous marginal attention cost A consequence of assuming a constant marginal attention cost across voters is that median voters pay more attention than extreme voters in the personalized case. Allowing the marginal attention cost to differ across voters helps reconcile our findings with the stylized fact that extreme voters tend to be more attentive to politics than centrist voters (see, e.g., Barber and McCarty (2015); newest evidence is mixed, though). The only qualitative difference this change might *but not necessarily* cause is to make median voters' participation constraint binding and extreme voters' participation constraints slack in the broadcast case. When that happens, the broadcast signal coincides with median voters' personalized signal, so personalized news aggregation could only decrease policy polarization.

Alternative segmentation technologies In Footnote 24, we already discussed the consequence of dividing the same type of voters into multiple subgroups and providing them with imperfectly correlated signals. For voter partitions that are finer than the broadcast technology and yet coarser than the personalized technology, we can first aggregate voters with binding participation constraints into a representative

voter for each market segment, and then solve for the optimal personalized signals for representative voters. The aggregation problem is the most straightforward if all market segments consist of consecutive types of voters and do not simultaneously contain left-leaning and right-leaning voters. In that case, at most one type of voter's participation constraint is binding within each market segment, because voters' preferences have increasing differences between policies and types.

D Proofs

D.1 Omitted proofs from Section 3

This appendix proves the results of Section 3 in the general environment of Section 6. The analysis takes an arbitrary symmetric policy profile $\mathbf{a} = \langle -a, a \rangle$ with $a \in [0, \bar{a}]$ as given. As discussed in Footnote 15, it is w.l.o.g. to identify any binary signal structure with the profile $\langle \mu_L, \mu_R \rangle$ of posterior means. Type k voters' expected gain from consuming $\langle \mu_L, \mu_R \rangle$ equals

$$V(\langle \mu_L, \mu_R \rangle; \mathbf{a}, k) = \begin{cases} \pi_R [v(\mathbf{a}, k) + \mu_R]^+ & \text{if } k \leq 0, \\ -\pi_L [v(\mathbf{a}, k) + \mu_L]^- & \text{if } k > 0, \end{cases} \quad (2)$$

where

$$\pi_L = \frac{\mu_R}{\mu_R - \mu_L} \text{ and } \pi_R = -\frac{\mu_L}{\mu_R - \mu_L}. \quad (3)$$

Proof of Lemmas 1 and 2 We proceed in four steps.

Step 1. Show that the optimal personalized signal for any type k voter is unique and has at most two realizations. Any signal as such solves

$$\max_{\mathcal{Z}, \Pi: \Omega \rightarrow \Delta(\mathcal{Z})} I(\Pi) \text{ subject to } V(\Pi; \mathbf{a}, k) \geq \lambda I(\Pi). \quad (4)$$

Let $\gamma \geq 0$ denote a Lagrange multiplier associated with the voter's participation constraint, and write the complementary slackness constraints as

$$\gamma \geq 0, V(\Pi; \mathbf{a}, k) \geq \lambda I(\Pi), \text{ and } \gamma [V(\Pi; \mathbf{a}, k) - \lambda I(\Pi)] = 0. \quad (5)$$

If $\gamma = 0$, then the solution to Problem (4) is the true state and so is unique and binary. If $\gamma > 0$, then reformulate Problem (4) as

$$\max_{\mathcal{Z}, (\pi_z, \mu_z)_{z \in \mathcal{Z}}, \gamma \geq 0} V(\Pi; \mathbf{a}, k) - \lambda(\gamma) I(\Pi) \text{ subject to (BP) and (5)}, \quad (6)$$

where $\lambda(\gamma) := \lambda - 1/\gamma$. Note that the maximand of (6):

$$\sum_{z \in \mathcal{Z}} \pi_z [\nu(\mu_z; \mathbf{a}, k) - \lambda(\gamma) h(\mu_z)]$$

is posterior separable, and its solution is the true state if $\lambda(\gamma) \leq 0$. If $\lambda(\gamma) > 0$, then $\nu(\mu; \mathbf{a}, k) - \lambda(\gamma) h(\mu)$ is the maximum of two strictly concave functions of μ : (i) $-\lambda(\gamma) h(\mu)$, and (ii) $v(\mathbf{a}, k) + \mu - \lambda(\gamma) h(\mu)$ if $k \leq 0$ and $-v(\mathbf{a}, k) - \mu - \lambda(\gamma) h(\mu)$ if $k > 0$. Since (i) and (ii) single-cross at $\mu = -v(\mathbf{a}, k)$, their maximum is M-shaped, so applying the concavification method developed by Kamenica and Gentzkow (2011) yields a unique solution with at most two signal realizations. Given this, we can restrict \mathcal{Z} to $\mathcal{Z} : |\mathcal{Z}| \leq 2$ in Problem (4), whose solution is guaranteed to exist.

To prove that the solution to Problem (4) is unique, it suffices to show that γ

is unique in the case where $\gamma > 0$ and $\lambda(\gamma) > 0$. If the contrary were true, then take two distinct Lagrange multipliers $\gamma_1 > \gamma_2 > 0$ for the voter's participation constraint. For each $i = 1, 2$, write λ_i for $\lambda - 1/\gamma_i$ and Π_i for the unique solution to Problem (6). From strict optimality, i.e., the voter strictly prefers Π_i to Π_{-i} when the attention cost parameter in Problem (6) is given by λ_i , we deduce that $\lambda_1 (I(\Pi_1) - I(\Pi_2)) > V(\Pi_1; \mathbf{a}, k) - V(\Pi_2; \mathbf{a}, k) > \lambda_2 (I(\Pi_1) - I(\Pi_2))$. Simplifying using $\lambda_1 > \lambda_2$ yields $I(\Pi_1) > I(\Pi_2)$, so Π_1 and Π_2 cannot both be the solutions to Problem (4), a contradiction.

Step 2. Show that an optimal broadcast signal exists and has at most two realizations. An optimal broadcast signal solves

$$\max_{\mathcal{Z}, \Pi: \Omega \rightarrow \Delta(\mathcal{Z})} I(\Pi) \sum_{k \in \mathcal{K}: V(\Pi; \mathbf{a}, k) \geq \lambda \cdot I(\Pi)} q_k. \quad (7)$$

For any solution to Problem (7), let \mathcal{BS} denote the set of voters with either binding or slack participation constraints, and note that $\mathcal{BS} \neq \emptyset$. Also note that $v(\mathbf{a}, k)$ is increasing in k by Assumption 3 **increasing differences**, and simplifying $V(\cdot)$ accordingly shows that $V(\Pi; \mathbf{a}, k)$ is increasing in k on $\{k \in \mathcal{K} : k \leq 0\}$ and is decreasing in k on $\{k \in \mathcal{K} : k \geq 0\}$ for any Π . As a result, we can write \mathcal{BS} as $\{k \in \mathcal{K} : k_1 \leq k \leq k_2\}$, where $k_1 \leq 0 \leq k_2$.

To ease exposition, we shall hereafter treat, w.l.o.g., adjacent types of voters with binding participation constraints as a single entity. From the preceding paragraph, it follows that only a subset \mathcal{B} of the voters in $\{k_1, k_2\}$ can have binding participation constraints. Let $\gamma_i \geq 0$ denote the Lagrange multiplier associated with k_i 's

participation constraint, $i = 1, 2$. Write the complementary slackness constraints as

$$\gamma_i \geq 0, V(\Pi; \mathbf{a}, k_i) \geq \lambda I(\Pi), \text{ and } \gamma_i [V(\Pi; \mathbf{a}, k_i) - \lambda I(\Pi)] = 0, \quad (8)$$

and reformulate Problem (7) as

$$\max_{\substack{\mathcal{Z}, \Pi: \Omega \rightarrow \Delta(\mathcal{Z}) \\ k_1 \leq 0 \leq k_2, \gamma_1, \gamma_2 \geq 0}} I(\Pi) \sum_{k=k_1}^{k_2} q_k + \sum_{i=1}^2 \gamma_i [V(\Pi; \mathbf{a}, k_i) - \lambda I(\Pi)] \text{ subject to (8)}. \quad (9)$$

Consider three cases. First, if $\mathcal{B} = \emptyset$, then the solution to Problem (9) is the true state. Second, if $|\mathcal{B}| = 1$, then the solution to Problem (9) is the optimal personalized signal for the voter in \mathcal{B} . Finally, if $|\mathcal{B}| = 2$, then Problem (9) becomes

$$\max_{\substack{\mathcal{Z}, \langle \pi_z, \mu_z \rangle_{z \in \mathcal{Z}} \\ k_1 \leq 0 \leq k_2, \gamma_1, \gamma_2 \geq 0}} \sum_{z \in \mathcal{Z}} \pi_z f(\mu_z) \text{ subject to (BP) and (8)} \quad (10)$$

where

$$f(\mu_z) := \sum_{i=1,2} \frac{\gamma_i}{\gamma_1 + \gamma_2} \nu(\mu_z; \mathbf{a}, k_i) - \left(\lambda - \frac{\sum_{k=k_1}^{k_2} q_k}{\gamma_1 + \gamma_2} \right) h(\mu_z).$$

Write $\tilde{\gamma}_i = \frac{\gamma_i}{\gamma_1 + \gamma_2}$ for $i = 1, 2$, Q for $\sum_{k=k_1}^{k_2} q_k$, and $\tilde{\lambda}$ for $\lambda - \frac{Q}{\gamma_1 + \gamma_2}$, and note that the solution to Problem (10) is the true state if $\tilde{\lambda} \leq 0$. If $\tilde{\lambda} > 0$, then $f(\mu_z)$ is the maximum of three strictly concave functions of μ : (i) $\tilde{\gamma}_1 [v(\mathbf{a}, k_1) + \mu] - \tilde{\lambda} h(\mu)$, (ii) $-\tilde{\lambda} h(\mu)$, and (iii) $-\tilde{\gamma}_2 [v(\mathbf{a}, k_2) + \mu] - \tilde{\lambda} h(\mu)$, where (i) and (ii) intersect at $\mu = -v(\mathbf{a}, k_1) > 0$, and (ii) and (iii) intersect at $\mu = -v(\mathbf{a}, k_2) < 0$. Let f^+ denote the concave closure of f , and note that $\mu_1 := \inf \{\mu : f^+(\mu) > f(\mu)\}$ and $\mu_2 := \sup \{\mu : f^+(\mu) > f(\mu)\}$ exist and satisfy $\mu_1 < 0 < \mu_2$. If $f^+(0)$ cannot be expressed as a convex combination of $f^+(\mu_1)$ and $f^+(\mu_2)$, then Problem (10) has a unique degenerate solution. If $f^+(0)$ can be expressed as a convex combination of $f^+(\mu_1)$

and $f^+(\mu_2)$, then among all solution(s) to Problem (10), the binary signal $\langle \mu_1, \mu_2 \rangle$ is the most Blackwell informative and, hence, constitutes the unique solution to the original attention maximization problem. Taken together, we can always restrict \mathcal{Z} to $\mathcal{Z} : |\mathcal{Z}| \leq 2$ in Problem (7). The existence of a solution is then immediate.

Step 3. Show that in the broadcast case, if it is optimal to include all voters in the consumption of a binary signal, then the optimal signal is unique and symmetric.

By assumption, we have $k_1 = -K$ and $k_2 = K$, so $\mathcal{B} \subseteq \{-K, K\}$. If $\mathcal{B} = \emptyset$, then the solution to Problem (9) is the true state and so is unique and symmetric. The case where $|\mathcal{B}| = 1$ is impossible, because in that case, the solution to Problem (9) is the optimal personalized signal for the voter in \mathcal{B} , which violates the participation constraint of the voter in $\{-K, K\} - \mathcal{B}$. Finally, if $\mathcal{B} = \{-K, K\}$, then take any optimal broadcast signal $\langle \mu_L, \mu_R \rangle$, and notice that $V(\langle \mu_L, \mu_R \rangle; \mathbf{a}, -K) = \lambda I(\langle \mu_L, \mu_R \rangle) = V(\langle \mu_L, \mu_R \rangle; \mathbf{a}, K) > 0$. Simplifying using Equation (2) and $v(\mathbf{a}, K) = -v(\mathbf{a}, -K)$ yields $\mu_L + \mu_R = 0$, so $\langle \mu_L, \mu_R \rangle$ is symmetric, and μ_L is a solution to

$$\max_{\mu \in [-1, 0]} h(\mu) \quad \text{s.t.} \quad \frac{1}{2} [v(\mathbf{a}, -K) - \mu]^+ \geq \lambda h(\mu). \quad (11)$$

Since h is strictly convex and strictly decreasing on $[-1, 0]$, Problem (11) admits either no solution (in which case the optimal signal isn't binary to begin with) or a unique solution.

Step 4. Observe that any optimal (broadcast or personalized) signal, if binary, must satisfy (SOB) among its consumers. No more proof is required beyond the verbal argument made in the main text. \square

Proof of Theorem 1 We focus on the proof of Part (ii), which concerns the skewness of personalized signals. Part (i) concerning the symmetry of the broadcast signal has already been shown in the proof of Lemmas 1 and 2. Part (iii) that compares the needed amounts of attention for consuming the broadcast signal and personalized signals requires no more proof than the verbal argument made in the main text.

We only prove Part (ii) for an arbitrary left-wing voter $k < 0$, for whom we write $v(\mathbf{a}, k) = v$ and note that $v < 0$. Let $\langle \mu_L, \mu_R \rangle$ denote the voter's optimal personalized signal, which by Assumption 2 must satisfy

$$V(\langle \mu_L, \mu_R \rangle; \mathbf{a}, k) = -\frac{\mu_L}{\mu_R - \mu_L} [v + \mu_R]^+ \geq \lambda I(\langle \mu_L, \mu_R \rangle) > 0$$

and, hence, $v + \mu_R > 0$. We wish to demonstrate that $\mu_L + \mu_R > 0$. Notice first that $\mu_L + \mu_R \geq 0$, because if the contrary were true, i.e., $\mu_L + \mu_R < 0$, then the voter would strictly prefer $\langle -\mu_R, -\mu_L \rangle$ to $\langle \mu_L, \mu_R \rangle$:

$$V(\langle -\mu_R, -\mu_L \rangle; \mathbf{a}, k) = \frac{\mu_R}{\mu_R - \mu_L} (v - \mu_L) > -\frac{\mu_L}{\mu_R - \mu_L} (v + \mu_R) = V(\langle \mu_L, \mu_R \rangle; \mathbf{a}, k).$$

To show that $\mu_L + \mu_R \neq 0$, take the Lagrange multiplier $\gamma > 0$ associated with the voter's participation constraint as given, and reduce Problem (6) to

$$\max_{\substack{\langle \mu_L, \mu_R \rangle \in \\ [-1, 0] \times [-v, 1]}} \frac{-\mu_L}{\mu_R - \mu_L} [v + \mu_R]^+ - (\lambda - 1/\gamma) \left[\frac{\mu_R}{\mu_R - \mu_L} h(\mu_L) + \frac{-\mu_L}{\mu_R - \mu_L} h(\mu_R) \right].$$

Note that $\lambda - 1/\gamma > 0$ must hold in order for this problem to admit an interior solution (as required by Assumption 2), and that any interior solution must satisfy

the following first-order conditions:

$$v + \mu_R = (\lambda - 1/\gamma) [\Delta h - h'(\mu_L) \Delta \mu]$$

and $-(v + \mu_L) = (\lambda - 1/\gamma) [h'(\mu_R) \Delta \mu - \Delta h]$

where $\Delta h := h(\mu_R) - h(\mu_L)$ and $\Delta \mu := \mu_R - \mu_L$. If $\mu_L + \mu_R = 0$, then $\Delta h = 0$ and $h'(\mu_R) = -h'(\mu_L)$ by Assumption 1, so the right-hand sides of the first-order conditions are the same. Meanwhile, the left-hand sides differ, which leads to a contradiction. \square

D.2 Omitted proofs from Section 6

We begin by stating a few useful lemmas.

Lemma 7. *Let everything be as in Theorem 3. Then for any $k \in \{0, \dots, K\}$ and any $\mathcal{D} \subseteq \{-k, \dots, k\}$ such that $\mathcal{D} \cap \{-k, k\} \neq \emptyset$, we must have $\xi^{\mathcal{S}}(\mathcal{D}) > t(k)$ and $[t(k), \bar{a}] \cap \Xi^{\mathcal{S}}(\mathcal{D}) = [t(k), \xi^{\mathcal{S}}(\mathcal{D})]$.*

Lemma 8. *Under Assumptions 1, 2(i), 3, and 5, the following must hold for any $a \geq 0$ and $a' \in [-a, a]$.*

(i) $\phi^p(-a, a', k)$ is decreasing in k on $\{k \in \mathcal{K} : k \leq 0\}$ and is increasing in k on $\{k \in \mathcal{K} : k \geq 0\}$.

(ii) $\phi^p(-a, a', k) \leq \phi^p(-a, a', -k)$ for any $k > 0$.

Lemma 9. *Under Assumptions 1-3, Assumption 4 holds if $\mathcal{S} = b$ or if $\mathcal{S} = p$ and either $u(a, k) = -|t(k) - a|$ or $h(\mu) = \mu^2$.*

Proof of Lemma 5 Fix any segmentation technology \mathcal{S} , symmetric policy profile $\langle -a, a \rangle$ with $a \geq 0$, $\langle \mathcal{S}, a \rangle$ -consistent news distribution $\langle \boldsymbol{\chi}, \mathbf{b}^+, \mathbf{b}^- \rangle$, and population function q . Let \mathbf{q} denote the $|\mathcal{K}|$ -column vector that compiles the populations of voters $-K, \dots, K$. Let the default be the strictly obedient outcome induced by the joint news distribution.

Define two matrix operations. First, for any $\mathcal{C} \subseteq \mathcal{K}$, let $\boldsymbol{\chi}_{\mathcal{C}}$ be the resulting matrix from replacing every row $k \in \mathcal{C}$ of $\boldsymbol{\chi}$ with a row of all ones. Second, for any matrix \mathbf{A} , let $\widehat{\mathbf{A}}$ be the resulting matrix from rounding the entries of \mathbf{A} , i.e., replacing those entries above $1/2$ with 1 and those below $1/2$ with zero. By definition, the row vector $\widehat{\mathbf{q}}^{\top} \boldsymbol{\chi}$ compiles candidate R 's default winning probabilities across the voting recommendation profiles that occur with strictly positive probabilities, and $(\widehat{\mathbf{q}}^{\top} \boldsymbol{\chi} \mathbf{b}^+ + \widehat{\mathbf{q}}^{\top} \boldsymbol{\chi} \mathbf{b}^-)/2$ is candidate R 's default winning probability in expectation. After candidate R commits a unilateral deviation from $\langle -a, a \rangle$ that attracts a set $\mathcal{C} \subseteq \mathcal{K}$ of voters without affecting anything else, his winning probability vector becomes $\widehat{\mathbf{q}}^{\top} \boldsymbol{\chi}_{\mathcal{C}}$, and his expected winning probability becomes $(\widehat{\mathbf{q}}^{\top} \boldsymbol{\chi}_{\mathcal{C}} \mathbf{b}^+ + \widehat{\mathbf{q}}^{\top} \boldsymbol{\chi}_{\mathcal{C}} \mathbf{b}^-)/2$. Since $\widehat{\mathbf{q}}^{\top} \boldsymbol{\chi}_{\mathcal{C}} \geq \widehat{\mathbf{q}}^{\top} \boldsymbol{\chi}$, the deviation strictly increases candidate R 's winning probability in expectation if and only if it does so under some voting recommendation profile, i.e., $(\widehat{\mathbf{q}}^{\top} \boldsymbol{\chi}_{\mathcal{C}} \mathbf{b}^+ + \widehat{\mathbf{q}}^{\top} \boldsymbol{\chi}_{\mathcal{C}} \mathbf{b}^-)/2 > (\widehat{\mathbf{q}}^{\top} \boldsymbol{\chi} \mathbf{b}^+ + \widehat{\mathbf{q}}^{\top} \boldsymbol{\chi} \mathbf{b}^-)/2$ if and only if $\widehat{\mathbf{q}}^{\top} \boldsymbol{\chi}_{\mathcal{C}} \neq \widehat{\mathbf{q}}^{\top} \boldsymbol{\chi}$. The last condition is equivalent to \mathcal{C} being an influential coalition, and it depends on \mathcal{S} , $\langle -a, a \rangle$, $\langle \boldsymbol{\chi}, \mathbf{b}^+, \mathbf{b}^- \rangle$, and q only through $\langle \boldsymbol{\chi}, q \rangle$. \square

Proof of Lemma 6 Fix any segmentation technology \mathcal{S} , symmetric policy profile $\langle -a, a \rangle$ with $a \geq 0$, $\langle \mathcal{S}, a \rangle$ -consistent news distribution $\langle \boldsymbol{\chi}, \mathbf{b}^+, \mathbf{b}^- \rangle$, and population function q . Let \mathcal{C} denote a typical influential coalition formed under $\langle \boldsymbol{\chi}, q \rangle$. Consider any unilateral deviation of candidate R from $\langle -a, a \rangle$ to a' . Below we demonstrate that a' is unprofitable if and only if (i) $a' \notin [-a, a]$, or (ii) $a' \in [-a, a]$ and it doesn't

attract any influential coalition whose members have ideological bliss points in $[-a, a]$.

Step 1. Show that no $a' > a$ strictly increases candidate R 's winning probability.

Fix any $a' > a$. By Assumption 3, no type $k \leq 0$ voter would find a' attractive:

$$\begin{aligned}
v(-a, a', k) + \mu_L^S(a, k) &< v(-a, a, k) + \mu_L^S(a, k) && \text{(inverted V-shape)} \\
&\leq v(-a, a, 0) + \mu_L^S(a, k) && \text{(increasing differences)} \\
&= 0 + \mu_L^S(a, k) && \text{(symmetry)} \\
&< 0.
\end{aligned}$$

Given this, as well as the symmetry of the joint news distribution, it suffices to show that if a' attracts any type $k > 0$ voter, then it must repel type $-k$ voters, i.e.,

$$v(-a, a', k) + \mu_L^S(a, k) > 0 \implies v(-a, a', -k) + \mu_R^S(a, -k) < 0.$$

The argument below exploits the symmetry of marginal news distributions, i.e.,

$\mu_R^S(a, -k) = -\mu_L^S(a, k)$, which together with Assumption 3 **symmetry** implies

$$\begin{aligned}
v(-a, a', -k) + \mu_R^S(a, -k) &= u(a', -k) - u(-a, -k) + \mu_R^S(a, -k) \\
&= u(-a', k) - u(a, k) - \mu_L^S(a, k).
\end{aligned}$$

Thus, if $v(-a, a', k) + \mu_L^S(a, k) = u(a', k) - u(-a, k) + \mu_L^S(a, k) > 0$, then

$$\begin{aligned}
v(-a, a', -k) + \mu_R^S(a, -k) &= u(-a', k) - u(a, k) - \mu_L^S(a, k) \\
&< u(a', k) + u(-a', k) - [u(a, k) + u(-a, k)] \leq 0,
\end{aligned}$$

where the last inequality follows from Assumption 3 **concavity**.

Step 2. Show that no $a' < -a$ strictly increases candidate R 's winning probability. The proof closely parallels that in Step 1. First, note that no $a' < a$ attracts any type $k \geq 0$ voter by Assumption 3 **inverted V-shape**:

$$v(-a, a', k) + \mu_L^p(a, k) < v(-a, -a, k) + \mu_L^p(a, k) = 0 + \mu_L^p(a, k) < 0.$$

Second, if any a' as above attracts any type $k < 0$ voter, then it must repel type $-k$ voters for the reason given in Step 1. Combining these observations gives the desired result.

Step 3. Show that no $a' \in [-a, a)$ repels any voter. Fix any $a' \in [-a, a)$. From Assumption 3 **inverted V-shape** and (SOB), it follows that if $t(k) \leq a'$, then

$$v(-a, a', k) + \mu_R^s(a, k) > v(-a, a, k) + \mu_R^s(a, k) > 0,$$

and if $t(k) > a'$, then

$$v(-a, a', k) + \mu_R^s(a, k) \geq v(-a, -a, k) + \mu_R^s(a, k) = 0 + \mu_R^s(a, k) > 0.$$

Combining these observations yields $v(-a, a', k) + \mu_R^s(a, k) > 0$ for any k .

Step 4. Show that no $a' \in [-a, a)$ attracts any voter whose bliss point lies outside $[-a, a]$. Fix any $a' \in [-a, a)$. From Assumption 3 **inverted V-shape** and (SOB), we deduce that if $t(k) \leq -a$, then

$$v(-a, a', k) + \mu_L^s(a, k) \leq v(-a, -a, k) + \mu_L^s(a, k) = 0 + \mu_L^s(a, k) < 0,$$

and if $t(k) > a$, then

$$v(-a, a', k) + \mu_L^S(a, k) < v(-a, a, k) + \mu_L^S(a, k) < 0.$$

Combining these observations yields $v(-a, a', k) + \mu_L^S(a, k) < 0$ for any k .

Combining Steps 1-4 shows a deviation a' from $\langle -a, a \rangle$ strictly increases candidate R 's winning probability if and only if it belongs to $[-a, a]$ and attracts an influential coalition whose members have ideological bliss points in $[-a, a]$. Ruling out such deviations leads us to sustain $\langle -a, a \rangle$ in an equilibrium. \square

Proof of Lemma 7 Fix any $k \in \{0, \dots, K\}$ and any $\mathcal{D} \subseteq \{-k, \dots, k\}$ such that $\mathcal{D} \cap \{-k, k\} \neq \emptyset$. Recall that

$$\Xi^S(\mathcal{D}) := \left\{ a \geq 0 : \max_{a' \in \mathcal{A}} \phi^S(-a, a', \mathcal{D}) \leq 0 \right\}$$

where $\phi^S(-a, a', \mathcal{D}) := \min_{k' \in \mathcal{D}} \phi^S(-a, a', k')$. By Assumption 3 **inverted V-shape**, we can restrict attention a' to $[\min t(\mathcal{D}), \max t(\mathcal{D})] := \tilde{\mathcal{D}}$, where $t(\mathcal{D})$ denotes the image of \mathcal{D} under the mapping t , i.e.,

$$\Xi^S(\mathcal{D}) = \left\{ a \geq 0 : \max_{a' \in \tilde{\mathcal{D}}} \phi^S(-a, a', \mathcal{D}) \leq 0 \right\}.$$

Fix the policy profile to be $\langle -t(k), t(k) \rangle$, and take any $a' \in \tilde{\mathcal{D}}$. From Assumption

3 and (SOB), it follows that a' doesn't attract type k voters:

$$\begin{aligned}
\phi^{\mathcal{S}}(-t(k), a', k) &:= v(-t(k), a', k) + \mu_L^{\mathcal{S}}(t(k), k) \\
&\leq v(-t(k), t(k), k) + \mu_L^{\mathcal{S}}(t(k), k) && \text{(inverted V-shape)} \\
&< 0, && \text{(SOB)}
\end{aligned}$$

and it doesn't attract type $-k$ voters, either:

$$\begin{aligned}
&\phi^{\mathcal{S}}(-t(k), a', -k) \\
&:= v(-t(k), a', -k) + \mu_L^{\mathcal{S}}(t(k), -k) \\
&\leq v(-t(k), t(-k), -k) + \mu_L^{\mathcal{S}}(t(k), -k) && \text{(inverted V-shape)} \\
&= 0 + \mu_L^{\mathcal{S}}(t(k), -k) && \text{(symmetry)} \\
&< 0.
\end{aligned}$$

Thus $\phi^{\mathcal{S}}(-t(k), a', \mathcal{D}) := \min_{k' \in \mathcal{D}} \phi^{\mathcal{S}}(-t(k), a', k') < 0$, and taking maximum over a' yields $\max_{a' \in \tilde{\mathcal{D}}} \phi^{\mathcal{S}}(-t(k), a', \mathcal{D}) < 0$. Meanwhile, Assumption 4 implies that $\phi^{\mathcal{S}}(-a, a', \mathcal{D})$ is increasing in a on $[t(k), \bar{a}]$ for any a' . Taking maximum over a' yields

$$\begin{aligned}
\max_{a' \in \tilde{\mathcal{D}}} \phi^{\mathcal{S}}(-a_1, a', \mathcal{D}) &= \phi^{\mathcal{S}}\left(-a_1, \arg \max_{a' \in \tilde{\mathcal{D}}} \phi^{\mathcal{S}}(-a_1, a', \mathcal{D}), \mathcal{D}\right) \\
&< \phi^{\mathcal{S}}\left(-a_2, \arg \max_{a' \in \tilde{\mathcal{D}}} \phi^{\mathcal{S}}(-a_1, a', \mathcal{D}), \mathcal{D}\right) \\
&\leq \max_{a' \in \tilde{\mathcal{D}}} \phi^{\mathcal{S}}(-a_2, a', \mathcal{D}) \quad \forall a_2 > a_1 \geq t(k),
\end{aligned}$$

so $\max_{a' \in \tilde{\mathcal{D}}} \phi^{\mathcal{S}}(-a, a', \mathcal{D})$ is increasing in a on $[t(k), \bar{a}]$. Taken together, we obtain that

\mathcal{D} 's policy latitude exceeds $t(k)$:

$$\xi^{\mathcal{S}}(\mathcal{D}) := \max \Xi^{\mathcal{S}}(\mathcal{D}) = \max \left\{ a \geq 0 : \max_{a' \in \tilde{\mathcal{D}}} \phi^{\mathcal{S}}(-a, a', \mathcal{D}) \leq 0 \right\} > t(k),$$

and that all policies in $[t(k), \xi^{\mathcal{S}}(\mathcal{D})]$ belong to the \mathcal{D} -proof set:

$$[t(k), \bar{a}] \cap \Xi^{\mathcal{S}}(\mathcal{D}) = \left\{ a \geq t(k) : \max_{a' \in \tilde{\mathcal{D}}} \phi^{\mathcal{S}}(-a, a', \mathcal{D}) \leq 0 \right\} = [t(k), \xi^{\mathcal{S}}(\mathcal{D})]. \quad \square$$

Proof of Lemma 8 Fix any $a \geq 0$ and $a' \in [-a, a]$. Tedious algebra (available upon request) reduces Assumption 2(i) to $2\lambda > 1$ and $4\lambda v(-\bar{a}, \bar{a}, K) < 1$, under which

$$\mu_L^p(a, k) = \begin{cases} -2v(-a, a, k) - 1/(2\lambda) & \text{if } k \leq 0, \\ -1/(2\lambda) & \text{if } k > 0. \end{cases} \quad (12)$$

Also recall that $\phi^p(-a, a', k) := v(-a, a', k) + \mu_L^p(a, k)$.

Part (i): If $k \leq 0$, then

$$\begin{aligned} \phi^p(-a, a', k) &= v(-a, a', k) - 2v(-a, a, k) - \frac{1}{2\lambda} \\ &= u(a', k) - u(-a, k) - 2[u(a, k) - u(-a, k)] - \frac{1}{2\lambda} \\ &= u(a', k) + u(-a, k) - 2u(a, k) - \frac{1}{2\lambda} \\ &= -[v(a', a, k) + v(-a, a, k)] - \frac{1}{2\lambda} \end{aligned}$$

where the last line is decreasing in k by Assumption 3 **increasing differences**. If $k > 0$, then $\phi^p(-a, a', k) = v(-a, a', k) - 1/(2\lambda)$, which is increasing in k again by Assumption 3 **increasing differences**.

Part (ii): Under Assumption 3, the following must hold for any $k > 0$:

$$\begin{aligned}
& \phi^p(-a, a', k) - \phi^p(-a, a', -k) \\
&= v(-a, a', k) - \frac{1}{2\lambda} - \left[v(-a, a', -k) - 2v(-a, a, -k) - \frac{1}{2\lambda} \right] \\
&= v(-a, a', k) - v(a, -a', k) - 2v(-a, a, k) && \text{(symmetry)} \\
&= [u(-a, k) - u(-a', k)] - [u(a, k) - u(a', k)] \\
&= v(a', a, -k) - v(a', a, k) && \text{(symmetry)} \\
&\leq 0. && \text{(increasing differences)}
\end{aligned}$$

□

Proof of Lemma 9 We wish to verify that $\phi^{\mathcal{S}}(-a, a', k) := v(-a, a', k) + \mu_L^{\mathcal{S}}(a, k)$ is increasing in a on $[|t(k)|, \bar{a}]$ for any $k \in \mathcal{K}$ and $a' \in \mathcal{A}$. Since $v(-a, a', k)$ is strictly increasing in a on $[|t(k)|, \bar{a}]$ by Assumption 3 **inverted V-shape**, it suffices to show that $\mu_L^{\mathcal{S}}(a, k)$ is nondecreasing in a on $[|t(k)|, \bar{a}]$.

$\mathcal{S} = b$. Recall that $\mu_L^b(a)$ is the unique solution to Problem (11), i.e., $\max_{\mu \in [-1, 0]} h(\mu)$ s.t. $\frac{1}{2} [v(-a, a, -K) - \mu]^+ \geq \lambda h(\mu)$, where h is strictly convex and strictly decreasing on $[-1, 0]$. Also note that $v(-a, a, -K)$ is decreasing in a , because the following

holds for any $a' > a \geq 0$ under Assumption 3:

$$\begin{aligned}
& v(-a', a', -K) - v(-a, a, -K) \\
&= u(a', -K) - u(-a', -K) - u(a, -K) + u(-a, -K) \\
&= u(a', -K) - u(a, -K) - [u(a', K) - u(a, K)] && \text{(symmetry)} \\
&= v(a, a', -K) - v(a, a', K) \\
&\leq 0. && \text{(increasing differences)}
\end{aligned}$$

Combining these observations gives the desired result.

$\mathcal{S} = p$ and $u(a, k) = -|t(k) - a|$. In this case, $v(-a, a, k)$ is invariant with a (indeed, $\equiv 2t(k)$) on $[|t(k)|, \bar{a}]$, so $\mu_L^p(a, k) \equiv \mu_L^p(|t(k)|, k)$ on $[|t(k)|, \bar{a}]$.

$\mathcal{S} = p$ and $h(\mu) = \mu^2$. In this case, a careful inspection of the expression for $\mu_L^p(a, k)$ in Equation (12) gives the desired result. \square

Proof of Theorem 3 Fix any segmentation technology $\mathcal{S} \in \{b, p\}$, \mathcal{S} -consistent news configuration χ , and population function q . Let \mathcal{C} denote a typical influential coalition formed under $\langle \chi, q \rangle$. For each $k = 0, \dots, K - 1$, define

$$A(k) = \begin{cases} [t(k), t(k+1)) \cap \bigcap_{\mathcal{C} \subseteq \{-k, \dots, k\}} \Xi^{\mathcal{S}}(\mathcal{C}) & \text{if } \exists \mathcal{C} \subseteq \{-k, \dots, k\}, \\ [t(k), t(k+1)) & \text{else.} \end{cases}$$

For $k = K$, define

$$A(K) = [t(K), \bar{a}] \cap \bigcap_{\mathcal{C}} \Xi^{\mathcal{S}}(\mathcal{C}).$$

Lemma 6 shows that

$$\mathcal{E}^{\mathcal{S}, \mathbf{x}, q} = \bigcup_{k=0}^K A(k).$$

Below we prove by induction that $\bigcup_{k=0}^K A(k) = \left[0, \min_{\mathcal{C}} \xi^{\mathcal{S}}(\mathcal{C})\right]$.

Step 0. Letting $k = 0$ in Lemma 7 yields $\Xi^{\mathcal{S}}(\{0\}) = [0, \xi^{\mathcal{S}}(\{0\})]$, so

$$A(0) = \begin{cases} [0, \xi^{\mathcal{S}}(\{0\})] & \text{if } \{0\} \text{ is influential and } \xi^{\mathcal{S}}(\{0\}) < t(1), \\ [0, t(1)) & \text{else.} \end{cases}$$

For the first case, note that $A(k) \subseteq [t(k), t(k+1)] \cap \Xi^{\mathcal{S}}(\{0\}) = \emptyset$ for any $k \geq 1$, and that $\min_{\mathcal{C}} \xi^{\mathcal{S}}(\mathcal{C}) = \xi^{\mathcal{S}}(\{0\})$ because $\xi^{\mathcal{S}}(\mathcal{C}) > t(1)$ for any $\mathcal{C} \neq \{0\}$ by Lemma 7. Taken together, we obtain $\bigcup_{k=0}^K A(k) = \left[0, \min_{\mathcal{C}} \xi^{\mathcal{S}}(\mathcal{C})\right]$ and terminate the procedure. In the second case, we proceed to the next step.

Step m. The output of Step $m - 1$ is $\bigcup_{k=0}^{m-1} A(k) = [0, t(m))$. Then from Lemma 7, which shows that $[t(m), \bar{a}] \cap \Xi^{\mathcal{S}}(\mathcal{C}) = [t(m), \xi^{\mathcal{S}}(\mathcal{C})]$ for any $\mathcal{C} \subseteq \{-m, \dots, m\}$ such that $\mathcal{C} \cap \{-m, m\} \neq \emptyset$, it follows that

$$\bigcup_{k=0}^m A(k) = \begin{cases} \left[0, \min_{\mathcal{C} \subseteq \{-m, \dots, m\}} \xi^{\mathcal{S}}(\mathcal{C})\right] & \text{if } \min_{\mathcal{C} \subseteq \{-m, \dots, m\}} \xi^{\mathcal{S}}(\mathcal{C}) < t(m+1), \\ [0, t(m+1)) & \text{else.} \end{cases}$$

For the first case, note that $A(k) \subseteq [t(k), t(k+1)] \cap \bigcap_{\mathcal{C} \subseteq \{-m, \dots, m\}} \xi^{\mathcal{S}}(\mathcal{C}) = \emptyset$ for any $k \geq m + 1$, and that $\min_{\mathcal{C}} \xi^{\mathcal{S}}(\mathcal{C}) = \min_{\mathcal{C} \subseteq \{-m, \dots, m\}} \xi^{\mathcal{S}}(\mathcal{C})$ because $\xi^{\mathcal{S}}(\mathcal{C}') > t(m+1)$ for any $\mathcal{C}' \not\subseteq \{-m, \dots, m\}$ by Lemma 7. Taken together, we obtain $\bigcup_{k=0}^K A(k) = \left[0, \min_{\mathcal{C}} \xi^{\mathcal{S}}(\mathcal{C})\right]$ and terminate the procedure. In the second case, we proceed to the next step.

The above procedure terminates in at most $K + 1$ steps, and the output is always

$$\cup_{k=0}^K A(k) = \left[0, \min_{\mathcal{C}} \xi^{\mathcal{S}}(\mathcal{C})\right]. \quad \square$$

Proof of Proposition 6 We wish to demonstrate that $\min_{\mathcal{C}_s \text{ formed under } \langle \chi, q \rangle} \xi^p(\mathcal{C}) \geq \min_{\langle \chi, q' \rangle} \xi^p(\mathcal{C})$ holds for any p -consistent χ and any two population functions q and q' such that $q \succeq_{SOSD} q'$. The proof below exploits the following consequences of Lemma 8: for any $a \geq 0$ and $a' \in [-a, a]$, (i) $\phi^p(-a, a', -K) = \max_{k \in \mathcal{K}} \phi^p(-a, a', k)$, and (ii) $\phi^p(-a, a', k)$ is decreasing in k on $\{k : k \leq 0\}$ and is increasing in k on $\{k : k \geq 0\}$.

Step 1. Show that $\xi^p(\mathcal{D}) > t(K)$ for any $\mathcal{D} \subseteq \mathcal{K}$. Fix any $a' \in [t(-K), t(K)]$ and any $\mathcal{D} \subseteq \mathcal{K}$, and notice two things. First,

$$\begin{aligned} & \phi^p(-t(K), a', \mathcal{D}) \\ & := \min_{k \in \mathcal{D}} \phi^p(-t(K), a', k) \\ & \leq \max_{k \in \mathcal{D}} \phi^p(-t(K), a', k) \\ & \leq \phi^p(-t(K), a', -K) \quad (\text{Lemma 8}) \\ & \leq \phi^p(-t(K), t(-K), -K) \quad (\text{Assumption 3 inverted V-shape}) \\ & := v(-t(K), t(-K), K) + \mu_L^p(t(K), -K) \\ & = 0 + \mu_L^p(t(K), -K) \quad (\text{Assumption 3 symmetry}) \\ & < 0. \end{aligned}$$

Second, since $\phi^p(-a, a', k)$ is increasing in a on $[t(K), \bar{a}]$ for any $k \in \mathcal{D}$ by Lemma 9, $\phi^p(-a, a', \mathcal{D}) := \min_{k \in \mathcal{D}} \phi^p(-a, a', k)$ is increasing in a on $[t(K), \bar{a}]$, too. Taken together,

we obtain

$$\begin{aligned}\xi^p(\mathcal{D}) &:= \max \left\{ a \geq 0 : \max_{a' \in [t(-K), t(K)]} \phi^p(-a, a', \mathcal{D}) \leq 0 \right\} \\ &= \max \left\{ a \geq t(K) : \max_{a' \in [t(-K), t(K)]} \phi^p(-a, a', \mathcal{D}) \leq 0 \right\}.\end{aligned}$$

Step 2. There are three kinds of influential coalitions: (a) $\max \mathcal{C} \leq 0$, (b) $\min \mathcal{C} \geq 0$, and (c) $\min \mathcal{C} < 0 < \max \mathcal{C}$. Consider case (a), and notice two things. First, the following are equivalent for any $a \geq t(K)$ and any $a' \in [-a, a]$ by Lemma 8: (i) $\phi^p(-a, a', \mathcal{C}) \leq 0$, (ii) $\phi^p(-a, a', \max \mathcal{C}) \leq 0$, and (iii) $\phi^p(-a, a', \{k : k \leq \max \mathcal{C}\}) \leq 0$. Second, since \mathcal{C} is influential and $\mathcal{C} \subseteq \{k : k \leq \max \mathcal{C}\}$, $\{k : k \leq \max \mathcal{C}\}$ is influential, too. Combining these observations yields

$$\min_{\substack{\mathcal{C} \text{ s formed under } \langle \mathcal{X}, q \rangle \\ \text{s.t. } \max \mathcal{C} \leq 0}} \xi^p(\mathcal{C}) = \min_{\substack{\mathcal{C} \text{ s formed under } \langle \mathcal{X}, q \rangle \\ \text{s.t. } \mathcal{C} = \{k : k \leq \alpha\}, \alpha \leq 0}} \xi^p(\mathcal{C}). \quad (13)$$

A close inspection of Equation (13) reveals two things. First,

$$\xi^p(\{k : k \leq \alpha\}) = \max \left\{ a \geq t(K) : \max_{a' \in [-t(K), t(K)]} \phi^p(-a, a', \{k : k \leq \alpha\}) \leq 0 \right\}$$

is increasing in α on $\{\alpha : \alpha \leq 0\}$ by Lemma 8. Second, every set $\{k : k \leq \alpha\}$ with $\alpha < 0$ is more likely to be influential under q' than under q because $q \succeq_{SOSD} q'$. Thus

$$\min_{\substack{\mathcal{C} \text{ s formed under } \langle \mathcal{X}, q \rangle \\ \text{s.t. } \mathcal{C} = \{k : k \leq \alpha\}, \alpha \leq 0}} \xi^p(\mathcal{C}) \geq \min_{\substack{\mathcal{C} \text{ s formed under } \langle \mathcal{X}, q' \rangle \\ \text{s.t. } \mathcal{C} = \{k : k \leq \alpha\}, \alpha \leq 0}} \xi^p(\mathcal{C}),$$

which proves the desired result for case (a). The proofs for cases (b) and (c) are similar and hence are omitted for brevity. \square

D.3 Omitted proofs from Appendices A and B

Lemma 10. *Fix any symmetric policy profile $\mathbf{a} = \langle -a, a \rangle$ with $a \geq 0$. Then for any two marginal attention costs $\lambda'' > \lambda' > 0$ such that the corresponding competitive environments satisfy Assumptions 1-3, the competitive signal for any type k voter is more Blackwell informative when the marginal attention cost equals λ' than when it equals λ'' .*

Proof. We only prove the result for an arbitrary type $k \leq 0$ voter, for whom we write v for $v(\mathbf{a}, k)$ and note that $v \leq 0$. For the reason given in the proof of Lemma 1, the competitive signal that solves $\max_{\Pi} V(\Pi; \mathbf{a}, k) - \lambda \cdot I(\Pi)$ is unique and has at most two signal realizations. In the case where the solution is binary and induces interior beliefs, the first-order conditions of utility maximization are

$$v + \mu_R = \lambda [\Delta h - h'(\mu_L) \Delta \mu] \quad (14)$$

$$\text{and } -(v + \mu_L) = \lambda [h'(\mu_R) \Delta \mu - \Delta h], \quad (15)$$

where $\Delta h := h(\mu_R) - h(\mu_L)$ and $\Delta \mu := \mu_R - \mu_L$. Summing up Equations (14) and (15) yields

$$h'(\mu_R) - h'(\mu_L) = 1/\lambda, \quad (16)$$

and using Equation (16) when differentiating Equation (15) with respect to λ yields

$$\begin{aligned} \frac{d\mu_L}{d\lambda} &= \Delta h - h'(\mu_R) \Delta \mu + \lambda \left[\begin{array}{c} h'(\mu_R) \frac{d\mu_R}{d\lambda} - h'(\mu_L) \frac{d\mu_L}{d\lambda} - h''(\mu_R) \frac{d\mu_R}{d\lambda} \Delta \mu \\ -h'(\mu_R) \frac{d\mu_R}{d\lambda} + h'(\mu_R) \frac{d\mu_L}{d\lambda} \end{array} \right] \\ &= \Delta h - h'(\mu_R) \Delta \mu - \lambda h''(\mu_R) \frac{d\mu_R}{d\lambda} \Delta \mu + \frac{d\mu_L}{d\lambda}. \end{aligned}$$

Therefore,

$$\frac{d\mu_R}{d\lambda} = \frac{\Delta h - h'(\mu_R) \Delta\mu}{\lambda h''(\mu_R) \Delta\mu} < 0, \quad (17)$$

where the inequality holds because h is symmetric around zero, $h' > 0$ on $[0, 1]$, $h'' > 0$, and $\Delta\mu > 0$.³⁰ Meanwhile, differentiating Equation (16) with respect to λ yields

$$h''(\mu_L) \frac{d\mu_L}{d\lambda} = h''(\mu_R) \frac{d\mu_R}{d\lambda} + \frac{1}{\lambda^2},$$

and simplifying this result using Equation (17) yields

$$\frac{d\mu_L}{d\lambda} = \frac{\Delta h - h'(\mu_L) \Delta\mu}{\lambda h''(\mu_L) \Delta\mu} > 0. \quad (18)$$

Together, Equations (17) and (18) imply that the competitive signal becomes less Blackwell informative as λ increases. \square

Proof of Proposition 7 Recall that for any given $\mathbf{a} = \langle -a, a \rangle$ with $a \in [0, \bar{a}]$, the optimal personalized signal for any type k voters is the competitive signal for type k voters when the marginal attention cost equals $\lambda - 1/\gamma$ for some $\gamma > 0$. Then from Lemma 10, it follows that $\mu_L^p(a, k) < \mu_L^c(a, k)$ and, hence, the following holds for any a' and $\mathcal{D} \subseteq \mathcal{K}$:

$$\begin{aligned} \phi^c(-a, a', \mathcal{D}) &:= \min_{k \in \mathcal{D}} \phi^c(-a, a', k) := \min_{k \in \mathcal{D}} v(-a, a', k) + \mu_L^c(a, k) \\ &> \min_{k \in \mathcal{D}} v(-a, a', k) + \mu_L^p(a, k) := \phi^p(-a, a', \mathcal{D}). \end{aligned}$$

³⁰For readers interested in the algebra: $\Delta h - h'(\mu_R) \Delta\mu = h(\mu_R) - h(|\mu_L|) - h'(\mu_R) \Delta\mu < h'(\mu_R)(\mu_R - |\mu_L| - \Delta\mu) = -2h'(\mu_R)|\mu_L| < 0$ if $\mu_R > |\mu_L|$, and $h(\mu_R) - h(|\mu_L|) - h'(\mu_R) \Delta\mu \leq -h'(\mu_R) \Delta < 0$ if $\mu_R \leq |\mu_L|$.

Substituting this result into the proof of Lemma 7 yields $\xi^c(\mathcal{D}) < \xi^p(\mathcal{D})$, where $\xi^c(\mathcal{D})$ denotes \mathcal{D} 's policy latitude in the competitive case. Thus for any c -consistent χ and p -consistent χ' such that $\chi \succeq \chi'$, we have

$$\begin{aligned}
\mathcal{E}^{c,\chi,\rho} &= \left[0, \min_{\mathcal{C}_s \text{ formed under } \langle \chi, \rho \rangle} \xi^c(\mathcal{C}) \right] && \text{(Theorem 3; } \chi \text{ is } c\text{-consistent)} \\
&\subseteq \left[0, \min_{\mathcal{C}_s \text{ formed under } \langle \chi', \rho \rangle} \xi^c(\mathcal{C}) \right] && \text{(Proposition 4; } \chi \succeq \chi') \\
&\subsetneq \left[0, \min_{\mathcal{C}_s \text{ formed under } \langle \chi', \rho \rangle} \xi^p(\mathcal{C}) \right] && (\xi^c(\mathcal{C}) < \xi^p(\mathcal{C})) \\
&= \mathcal{E}^{p,\chi',\rho}, && \text{(Theorem 3; } \chi' \text{ is } p\text{-consistent)}
\end{aligned}$$

which completes the proof. \square

Proof of Proposition 8 Fix any $\mathbf{a} = \langle -a, a \rangle$ with $a > 0$. As demonstrated in the proof of Lemma 1, it is w.l.o.g. to strengthen Assumption 3 **increasing differences** to strict increasing differences, i.e., $v(\mathbf{a}, k)$ is strictly increasing in k , because if $v(\mathbf{a}, k) = v(\mathbf{a}, k + 1)$ for some k , then we can treat type k and $k + 1$ voters as a single entity.

Part (i): Any optimal personalized signal that is nondegenerate and makes its consumers' participation constraint binding (let $\gamma(k) > 0$ denote the corresponding Lagrange multiplier) solves

$$\max_{\mathcal{Z}, \Pi: \mathbb{R} \rightarrow \Delta(\mathcal{Z})} V(\Pi; \mathbf{a}, k) - (\lambda - 1/\gamma(k)) I(\Pi) \tag{19}$$

where $\lambda(k) := \lambda - 1/\gamma(k) > 0$ must hold in order to satisfy $\gamma(k) > 0$. By Matějka and McKay (2015), any nondegenerate solution to Problem (19) must be binary and, hence, satisfy (SOB). Take any such solution, and let $\mathcal{L}(k)$ denote the likelihood that

the voter votes for candidate R rather than candidate L . Below we demonstrate that $\mathcal{L}(k) < 1$ if $k < 0$, $\mathcal{L}(k) = 1$ if $k = 0$, and $\mathcal{L}(k) > 1$ if $k > 0$, which together with Bayes' plausibility implies the skewness properties stated in Theorem 1(ii).

Write \tilde{v} for $v(\mathbf{a}, k)/\lambda(k)$, $\tilde{\omega}$ for $\omega/\lambda(k)$, \tilde{G} for the c.d.f. of $\tilde{\omega}$, and \mathcal{L} for $\mathcal{L}(k)$. Recall that $\text{sgn}(\tilde{v}) = \text{sgn}(k)$ and that $\mathcal{L} > 0$. By Matějka and McKay (2015), the probability that voter k votes for candidate R in state ω equals $\frac{\mathcal{L} \exp(\tilde{v} + \tilde{\omega})}{\mathcal{L} \exp(\tilde{v} + \tilde{\omega}) + 1}$. Integrating this probability over $\tilde{\omega}$ yields

$$\int_{\tilde{\omega} \in \mathbb{R}} \frac{\mathcal{L}(\exp(\tilde{v} + \tilde{\omega}))}{\mathcal{L} \exp(\tilde{v} + \tilde{\omega}) + 1} d\tilde{G}(\tilde{\omega}) = \frac{\mathcal{L}}{\mathcal{L} + 1},$$

whose left-hand side and right-hand side are hereafter denoted by $\text{LHS}(\mathcal{L}, \tilde{v})$ and $\text{RHS}(\mathcal{L})$, respectively. When $\tilde{v} = 0$ (equivalently, $k = 0$), simplifying $\text{LHS}(\mathcal{L}, 0)$ using symmetry yields

$$\text{LHS}(\mathcal{L}, 0) = \int_0^\infty \frac{\mathcal{L} \exp(\tilde{\omega})}{\mathcal{L} \exp(\tilde{\omega}) + 1} + \frac{\mathcal{L} \exp(-\tilde{\omega})}{\mathcal{L} \exp(-\tilde{\omega}) + 1} d\tilde{G}(\tilde{\omega}) = \int_0^\infty \frac{\mathcal{L}(2\mathcal{L} + X(\tilde{\omega}))}{\mathcal{L}^2 + \mathcal{L}X(\tilde{\omega}) + 1} d\tilde{G}(\tilde{\omega}),$$

where $X(\tilde{\omega}) := \exp(\tilde{\omega}) + \exp(-\tilde{\omega}) \geq 2$, and the inequality is strict if and only if $\tilde{\omega} \neq 0$. Subtracting $\text{RHS}(\mathcal{L})$ from the last expression yields

$$\text{LHS}(\mathcal{L}, 0) - \text{RHS}(\mathcal{L}) = \int_0^\infty \frac{(X(\tilde{\omega}) - 2)(1 - \mathcal{L})\mathcal{L}}{(\mathcal{L}^2 + \mathcal{L}X(\tilde{\omega}) + 1)(\mathcal{L} + 1)} d\tilde{G}(\tilde{\omega}),$$

which, upon a close inspection, reveals that $\text{RHS}(\mathcal{L})$ single-crosses $\text{LHS}(\mathcal{L}, 0)$ from below at $\mathcal{L} = 1$. To complete the proof, note that $\text{LHS}(\mathcal{L}, \tilde{v})$ is increasing in \tilde{v} for any \mathcal{L} . Thus, any root of $\text{LHS}(\mathcal{L}, \tilde{v}) = \text{RHS}(\mathcal{L})$ must be larger than one if $\tilde{v} > 0$ (equivalently $k > 0$), and it must be smaller than one if $\tilde{v} < 0$ (equivalent $k < 0$).

Part (ii): Take any optimal broadcast signal that includes all voters in news consump-

tion, and let $\mathcal{B} \neq \emptyset$ denote the set of voters with binding participation constraints. Since $v(\mathbf{a}, k)$ is strictly increasing in k , we must have $\mathcal{B} \subseteq \{-K, K\}$ and, indeed, $\mathcal{B} = \{-K, K\}$, because if $\mathcal{B} \subsetneq \{-K, K\}$, then the signal we begin with is the optimal personalized signal for the voter in \mathcal{B} and so violates the participation constraint of the voter in $\{-K, K\} - \mathcal{B}$.

For each $k \in \mathcal{B}$, let $\gamma(k) > 0$ denote the Lagrange multiplier associated with voter k 's participation constraint. For the reason given in the proof of Lemma 1, we can reformulate the infomediary's problem as

$$\max_{\mathcal{Z}, \Pi: \mathbb{R} \rightarrow \Delta(\mathcal{Z})} \sum_{k \in \mathcal{B}} \frac{\gamma(k)}{\sum_{k \in \mathcal{B}} \gamma(k)} V(\Pi; \mathbf{a}, k) - \left(\lambda - \frac{1}{\sum_{k \in \mathcal{B}} \gamma(k)} \right) I(\Pi), \quad (20)$$

where $\lambda - \frac{1}{\sum_{k \in \mathcal{B}} \gamma(k)} > 0$ must hold in order to satisfy $\gamma(k) > 0 \forall k \in \mathcal{B}$. A careful inspection of Problem (20) reduces it to the same kind of the optimal information acquisition problem studied by Matějka and McKay (2015), whereby a representative voter makes three decisions LL , LR and RR on behalf of the voters in \mathcal{B} (the first and second letters stand for the voting decisions to type $-K$ and K voters, respectively) and pays an information acquisition cost that is proportional to the mutual information of the valence state and the voting decision profile. By Matějka and McKay (2015), any solution $\Pi: \Omega \rightarrow \Delta(\mathcal{Z})$ to Problem (20) must satisfy $\mathcal{Z} \subseteq \{LL, LR, RR\}$ and make the voters in \mathcal{B} obey the voting recommendations given to them (hereafter *obedience*).

$|\mathcal{Z}| = 2$. In this case, \mathcal{Z} must equal $\{LL, RR\}$, and Π must induce strict obedience from its consumers, i.e., $v(\mathbf{a}, -K) + \mu_{LL} > 0$ and $v(\mathbf{a}, K) + \mu_{RR} < 0$. To show that Π is symmetric, i.e., $\Pi(LL | \omega) = \Pi(RR | -\omega)$ a.e., suppose the contrary is true, and consider a new signal structure $\Pi': \Omega \rightarrow \Delta(\mathcal{Z})$ where $\Pi'(LL | \omega) = \Pi(RR | -\omega)$ for all

ω . For each $z \in \mathcal{Z}$, write π'_z for $\int \Pi'(z | \omega) dG(\omega)$ and μ'_z for $\int \omega \Pi'(z | \omega) dG(\omega) / \pi'_z$. By construction, we have $\pi'_{LL} = \pi_{RR}$, $\pi'_{RR} = \pi_{LL}$, $\mu'_{LL} = -\mu_{RR}$, $\mu'_{RR} = -\mu_{LL}$, and $I(\Pi) = I(\Pi')$. Thus

$$\begin{aligned}
V(\Pi'; \mathbf{a}, -K) &= \pi'_{RR} [v(\mathbf{a}, -K) + \mu'_{RR}] \\
&= \pi_{LL} [-v(\mathbf{a}, K) - \mu_{LL}] \\
&= V(\Pi; \mathbf{a}, K) \\
&= \lambda I(\Pi) && (K \in \mathcal{B}) \\
&= V(\Pi; \mathbf{a}, -K), && (-K \in \mathcal{B})
\end{aligned}$$

and $V(\Pi'; \mathbf{a}, K) = V(\Pi; \mathbf{a}, K)$ can be shown analogously. Compared to Π (or Π'), the signal structure $\frac{1}{2}\Pi + \frac{1}{2}\Pi'$ generates the same utility of consumption to the representative voter in Problem (20) but incurs a strictly lower attention cost because $I(\Pi)$ is strictly convex in its argument (see, e.g., Theorem 2.7.4. of Cover and Thomas (2006)). But then Π isn't a solution to Problem (20), a contradiction.

$\mathcal{Z} = \{LL, LR, RR\}$. In this case, voters in \mathcal{B} must strictly prefer to obey the voting recommendations prescribed by LL and RR , and they must weakly prefer to obey the voting recommendations prescribed by LR , i.e., $v(\mathbf{a}, k) + \mu_{LL} < 0 < v(\mathbf{a}, k) + \mu_{RR}$ for all $k \in \mathcal{B}$, and $v(\mathbf{a}, -K) + \mu_{LR} \leq 0 \leq v(\mathbf{a}, K) + \mu_{LR}$. To show that Π is symmetric, i.e., $\Pi(LL | \omega) = \Pi(RR | -\omega)$, $\Pi(LR | \omega) = \Pi(LR | -\omega)$, and $\Pi(RR | \omega) = \Pi(LL | -\omega)$ a.e., suppose the contrary is true, and consider a new signal structure $\Pi' : \Omega \rightarrow \Delta(\mathcal{Z})$ where $\Pi'(LL | \omega) = \Pi(RR | -\omega)$, $\Pi'(LR | \omega) = \Pi(LR | -\omega)$, and $\Pi'(RR | \omega) = \Pi(LL | -\omega)$. By construction, we have $\pi'_{LL} = \pi_{RR}$, $\pi'_{LR} = \pi_{LR}$, $\pi'_{RR} = \pi_{LL}$, $\mu'_{LL} = -\mu_{RR}$, $\mu'_{LR} = -\mu_{LR}$, and $\mu'_{RR} = -\mu_{LL}$. Combining

this observation with obedience yields

$$\begin{aligned}
v(\mathbf{a}, -K) + \mu'_{LL} &= -v(\mathbf{a}, K) - \mu_{RR} < 0 \\
v(\mathbf{a}, -K) + \mu'_{LR} &= -v(\mathbf{a}, K) - \mu_{LR} \leq 0 \\
v(\mathbf{a}, -K) + \mu'_{RR} &= -v(\mathbf{a}, K) - \mu_{LL} > 0 \\
v(\mathbf{a}, K) + \mu'_{LL} &= -v(\mathbf{a}, -K) - \mu_{RR} < 0 \\
v(\mathbf{a}, K) + \mu'_{LR} &= -v(\mathbf{a}, -K) - \mu_{LR} \geq 0 \\
\text{and } v(\mathbf{a}, K) + \mu'_{RR} &= -v(\mathbf{a}, -K) - \mu_{LL} > 0,
\end{aligned}$$

so

$$\begin{aligned}
V(\Pi'; \mathbf{a}, -K) &= \pi'_{RR} [v(\mathbf{a}, -K) + \mu'_{RR}] \\
&= \pi_{LL} [-v(\mathbf{a}, K) - \mu_{LL}] = V(\Pi; \mathbf{a}, K) = \lambda I(\Pi) = V(\Pi; \mathbf{a}, -K),
\end{aligned}$$

and $V(\Pi'; \mathbf{a}, K) = V(\Pi'; \mathbf{a}, K)$ can be shown analogously. The remainder of the proof parallels that for case 1 and is therefore omitted for brevity. \square

D.4 Omitted proofs from Sections 4 and 5 and Appendix C

This appendix proves Lemma 4 and Proposition 2 and completes Examples 1 and 2 in the special environment of the baseline model.³¹

Proof of Lemma 4 For the distance utility function $u(a, k) = -|t(k) - a|$, it holds that $v(-a, a, k) \equiv v(-|t(k)|, |t(k)|, k) = 2t(k) \forall a \in [|t(k)|, \bar{a}]$. Substituting this observation into the proofs of Lemmas 1 and 2 yields (i) $\mu_L^b(a) \equiv \mu_L^b(t(1)) := v_L^b$

³¹Among the remaining results: Theorem 2 and Lemma 3 constitute special cases of Theorem 3 and Lemma 6, respectively, and, hence, have already been proven in Appendix D.2; Propositions 1 and 3 require no more proof than the arguments made in the main text.

$\forall a \in [t(1), \bar{a}]$; and (ii) $\mu_L^p(a, k) \equiv \mu_L^p(|t(k)|, k) := v_L^p(k) \forall a \in [|t(k)|, \bar{a}]$.

Part (i): When proving Lemma 9, we already demonstrated that $\mu_L^b(a)$ is nondecreasing in a for the distance utility function. As a result, $\phi^b(-a, 0, 0) = a + \mu_L^b(a)$ is strictly increasing in a , which together with $\phi^b(-a, 0, 0)|_{a=0} = \mu_L^b(0) < 0$ implies that $\xi^b(0) := \max\{a \in [0, \bar{a}] : \phi^b(-a, 0, 0) \leq 0\}$ is the unique root of $\phi^b(-a, 0, 0)$ when \bar{a} is sufficiently large, and it must be strictly positive. If, in addition, $\xi^b(0) \geq t(1)$, then solving $\phi^b(-a, 0, 0) = 0$ yields $\xi^b(0) = -\mu_L^b(\xi^b(0)) = -v_L^b$.

Part (ii): For $k = 1$, notice that $\phi^p(-a, t(1), 1) = a + t(1) + v_L^p(1)$ when $a \geq t(1)$, and $\phi^p(-a, t(1), 1)|_{a=t(1)} = v(-t(1), t(1), 1) + v_L^p(1) < 0$ by (SOB). Therefore, $\xi^p(1) := \max\{a \in [0, \bar{a}] : \phi^p(-a, t(1), 1) \leq 0\}$ is the unique root of $\phi^p(-a, t(1), 1)$, which equals $-[t(1) + v_L^p(1)]$ when \bar{a} is sufficiently large. The proofs for $k = 0$ and $k = -1$ are similar and hence are omitted for brevity. \square

Proof of Proposition 2 Fix any two marginal attention costs $\lambda'' > \lambda' > 0$ such that the corresponding environments satisfy Assumption 2. It suffices to show that for any given policy profile $\mathbf{a} = \langle -a, a \rangle$ with $a \in [0, \bar{a}]$, the optimal broadcast and personalized signals are less Blackwell informative under λ'' than under λ' . The rest of the proof parallels that of Proposition 7 and hence is omitted.

$\mathcal{S} = b$. In this case, the result follows from the fact that the optimal broadcast signal is symmetric and, hence, must be less Blackwell informative under λ'' than under λ' . Otherwise type ± 1 voters' participation constraints will be violated under λ'' .

$\mathcal{S} = p$. Recall that the optimal personalized signal for any type k voter is essentially his competitive signal when the marginal attention cost is $\beta(\lambda) := \lambda - 1/\gamma(\lambda)$ for some $\gamma(\lambda) > 0$. If we can show that $\beta(\lambda'') > \beta(\lambda')$, then the result follows from

Lemma 10. Suppose to the contrary that $\beta(\lambda'') \leq \beta(\lambda')$. Let Π' and Π'' denote the optimal personalized signals under λ' and λ'' , respectively, which by assumption must be nondegenerate and induce interior beliefs. From Lemma 10, it follows that if $\beta(\lambda'') < \beta(\lambda')$, then Π'' is more Blackwell informative than Π' , so in particular $I(\Pi'') > I(\Pi') > 0$. Then from $V(\Pi'; \mathbf{a}, k) = \lambda' I(\Pi')$ and $V(\Pi''; \mathbf{a}, k) = \lambda'' I(\Pi'')$, it follows that $V(\Pi''; \mathbf{a}, k) - \lambda' I(\Pi'') > 0 = V(\Pi'; \mathbf{a}, k) - \lambda' I(\Pi')$, which together with $I(\Pi'') > I(\Pi')$ implies that Π' is not optimal when $\lambda = \lambda'$, a contradiction. Meanwhile, if $\beta(\lambda') = \beta(\lambda'')$, then $\Pi' = \Pi''$ and, hence, $V(\Pi'; \mathbf{a}, k) = \lambda' I(\Pi') < \lambda'' I(\Pi'') = V(\Pi''; \mathbf{a}, k)$, a contradiction. \square

Completing Example 1 Let everything be as in the baseline model except that extreme voters abstain from news consumption and vote along party lines when they are indifferent between the two candidates. Take any symmetric policy profile $\langle -a, a \rangle$ with $a \in [0, \underline{\xi}]$, where $\underline{\xi} := \min\{t(1), \xi^S(0)\}$. By construction, any unilateral deviation of candidate R from $\langle -a, a \rangle$ doesn't attract median voters, and it doesn't increase the total number of votes that extreme voters cast to him. Combining these observations gives the desired result. \square

Completing Example 2 Fix the policy profile to $\langle -t(1), t(1) \rangle$. For each $k \in \{-1, 1\}$, write $\mu_z(k)$ for the posterior mean of the state conditional on type k voters' signal realization being $z \in \{L, M, R\}$, where $v(-t(1), t(1), k) + \mu_L(k) < v(-t(1), t(1), k) + \mu_M(k) = 0 < v(-t(1), t(1), k) + \mu_R(k)$ by assumption. Then from Bayes' plausibility, it follows that $\mu_L(k) < 0 < \mu_R(k)$.

Consider any unilateral deviation of candidate R from $\langle -t(1), t(1) \rangle$ to a' . Clearly, no $a' \notin [-t(1), t(1)]$ constitutes a profitable deviation, and no $a' \in [-t(1), t(1)]$ attracts median voters whose policy latitude is assumed to be greater than $t(1)$. It

remains to show that no $a' \in [-t(1), t(1)]$ affects extreme voters' voting decisions. To avoid repetition, we only prove this result for $k = -1$ and omit the proof for $k = 1$.

Under Assumption 3, the following must hold for $z = L$:

$$\begin{aligned}
& v(-t(1), a', -1) + \mu_L(-1) \\
& \leq v(-t(1), t(-1), -1) + \mu_L(-1) && \text{(inverted V-shape)} \\
& = v(-t(1), -t(1), -1) + \mu_L(-1) && \text{(symmetry)} \\
& = 0 + \mu_L(-1) \\
& < 0,
\end{aligned}$$

and the following must hold for $z = M, R$:

$$\begin{aligned}
& v(-t(1), a', -1) + \mu_z(-1) \\
& > v(-t(1), t(1), -1) + \mu_z(-1) && \text{(inverted V-shape)} \\
& \geq 0.
\end{aligned}$$

To complete the proof, suppose type -1 voters vote for candidate R when they are indifferent between the two candidates, and we are done. \square

E Numerical examples

This appendix solves the baseline model numerically, assuming entropy attention cost.³² We first reduce Assumption 2 to model primitives. Results depicted in Figure 1 confirm the intuition discussed in Section 3.

³²In an earlier version of this paper, we did the analysis for quadratic attention cost and obtained qualitatively similar results. The material is available upon request.

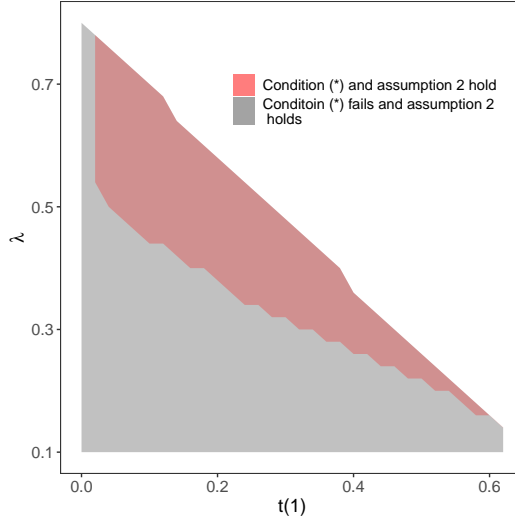


Figure 1: Assumption 2 and Condition (*): $u(a, k) = -|t(k) - a|$, $\bar{a} = 10^6$, entropy attention cost, uniform population distribution.

We next reduce Condition (*), i.e., $|v_L^p(1)| - v_R^p(1) > 2t(1)$, to model primitives. As depicted in Figure 1, this condition is most likely to hold when the marginal attention cost λ is high and extreme voters' policy preferences parameterized by $t(1)$ are strong. The finding concerning extreme voters' policy preferences is quite intuitive. As for the marginal attention cost, note that as paying attention becomes more costly, the infomediary makes the news signal less Blackwell informative in order to prevent type-1 voters from tuning out. During that process, she is reluctant to cut back $|v_L^p(1)|$, i.e., the occasional big surprise that makes news consumption valuable to type-1 voters. Instead, she reduces $v_R^p(1)$ significantly, causing the left-hand side of Condition (*) to increase.

We finally reduce Condition (**) to model primitives. The analysis depends on whether base voters or opposition voters are disciplining under personalized news.

Base voters are disciplining. In that case, Condition (*) fails, so Condition (**) becomes $|v_L^p(1)| - |v_L^b| > t(1)$. As depicted in Figure 2, the last condition is most likely to hold when the marginal attention cost λ is high and extreme voters' policy

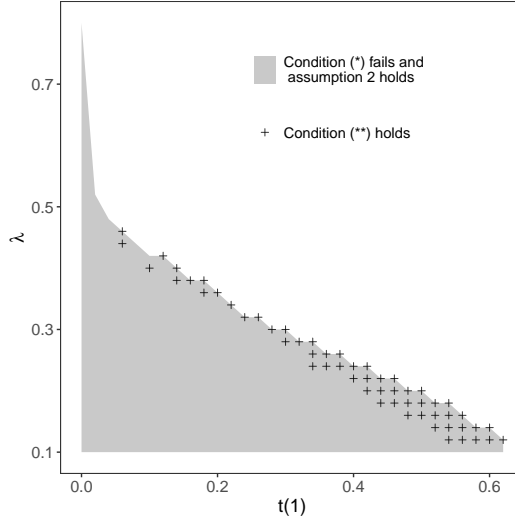


Figure 2: Condition (**): $u(a, k) = -|t(k) - a|$, $\bar{a} = 10^6$, entropy attention cost, uniform population distribution, Condition (*) fails.

preferences parameterized by $t(1)$ are strong. As λ increases and so paying attention becomes more costly, the infomediary makes news signals less Blackwell informative to prevent voters from tuning out. In the personalized case, she can reduce $v_R^p(1)$ significantly while keeping $|v_L^p(1)|$ almost unchanged in order to make news consumption still useful for type-1 voters. Such flexibility is absent in the broadcast case, where the two posterior beliefs $|v_L^b|$ and v_R^b must be reduced by the same magnitude. As a result, $|v_L^p(1)| - |v_L^b|$ increases, which makes Condition (**) easier to satisfy.

As for the effects of strengthening voters' policy preferences, note that as $t(1)$ increases, extreme voters find news consumption less useful, so the broadcast signal must become less Blackwell informative to prevent them from tuning out, i.e., $|v_L^b|$ must decrease. Meanwhile, $|v_L^p(1)|$ must increase, because to convince right-wing voters to vote for candidate L requires a bigger occasional surprise than before. Thus $|v_L^b(1)| - |v_L^b|$ increases, which relaxes Condition (*) when $t(1)$ is sufficiently large.

Opposition voters are disciplining. In that case, Condition (*) holds, so Condition (**) becomes $|t(-1)| > |v_L^b| - |v_L^p(-1)|$. As depicted in Figure 3, the last condition

is most likely to hold when extreme voters have strong policy preferences, i.e., $t(1)$ is large. As $t(1)$ increases (hence $t(-1)$ becomes more negative), left-wing voters seek

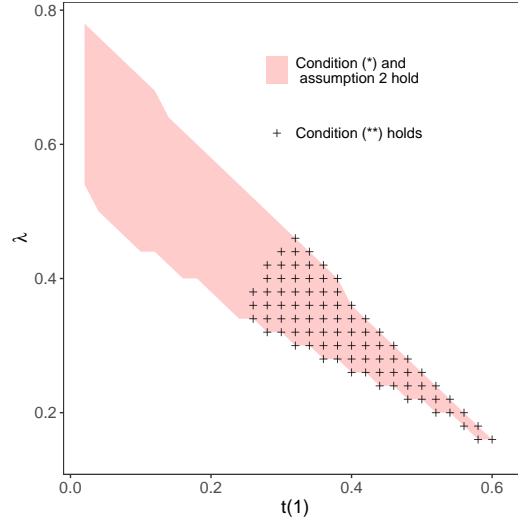


Figure 3: Condition (**): $u(a, k) = -|t(k) - a|$, $\bar{a} = 10^6$, entropy attention cost, uniform population distribution, Condition (*) holds.

a bigger occasional surprise from news consumption than before, so $v_R^p(-1)$ must increase. Also since they find news consumption less useful, $|v_L^p(-1)|$ must decrease significantly to prevent their news signal from getting more Blackwell informative. Meanwhile in the broadcast case, $|v_L^b| (= v_R^b)$ must decrease to prevent extreme voters from tuning out. Thus for sufficiently large $t(1)$ s, the right-hand side of Condition (**) is close to zero whereas the left-hand side of it is big, which explains the pattern depicted in Figure 3.

References

ANDERSON, S. P., D., STRÖMBERG, AND J. WALDFOGEL, eds. (2016): *Handbook of Media Economics*, Elsevier.

- ATHEY, S., M. MOBIUS, AND J. PAL. (2017): “The Impact of aggregators on Internet news consumption,” *Working Paper*.
- BARBER, M. J., AND N. MCCARTY. (2015): “Causes and Consequences of Polarization,” in *Solutions to Polarization in America*, ed. by Persily, N.. Cambridge, U.K.: Cambridge University Press, 15-58.
- BURKE, J. (2008): “Primetime spin: Media bias and belief confirming information,” *Journal of Economics and Management Strategy*, 17(3), 633-665.
- CALVERT, R. L. (1985a): “The value of biased information: A rational choice model of political advice,” *Journal of Politics*, 47(2), 530-555.
- (1985b): “Robustness of the multidimensional voting model: Candidate motivations, uncertainty, and convergence,” *American Journal of Political Science*, 29(1), 69-95.
- CAPLIN, A., AND M. DEAN. (2013): “Behavioral implications of rational inattention with Shannon entropy,” *NBER working paper*.
- (2015): “Revealed preference, rational inattention, and costly information acquisition,” *American Economic Review*, 105(7), 2183-2203.
- CHAN, J., AND W. SUEN. (2008): “A spatial theory of news consumption and electoral competition,” *Review of Economic Studies*, 75(3), 699-728.
- CHE, Y-K., AND K. MIERENDORFF. (2019): “Optimal dynamic allocation of attention,” *American Economic Review*, 109(8), 2993-3029.
- CHIANG, C-F., AND B. KNIGHT. (2011): “Media bias and influence: evidence from newspaper endorsements,” *Review of Economic Studies*, 78(3), 795-820.

- COVER, T. M., AND J. A. THOMAS. (2006): *Elements of Information Theory*, Hoboken, NJ: John Wiley & Sons, 2nd ed.
- DEAN, M., AND N. NELIGHZ. (2019): “Experimental tests of rational inattention,” *Working Paper*.
- DELLAROCASM, C., J. SUTANTO, M. CALIN, AND E. PALME. (2016): “Attention allocation in information-rich environments: The case of news aggregators,” *Management Science*, 62(9), 2457-2764.
- DELLAVIGNA, S., AND M. GENTZKOW. (2010): “Persuasion: Empirical evidence,” *Annual Review of Economics*, 2, 643-669.
- DOWNS, A. (1957): *An Economic Theory of Democracy*, New York, NY: Harper and Row, 1st ed.
- DUGGAN, J. (2017): “A survey of equilibrium analysis in spatial model of elections,” *Working Paper*.
- ESLAMI, M., A. ALEYASEN, K. G. KARAHALIOS, K. HAMILTON, AND C. SANDVIG. (2015): “FeedVis: A path for exploring news feed curation algorithms,” *CSCW’15 Companion: Proceedings of the 18th ACM Conference Companion on Computer Supported Cooperative Work & Social Computing*, 65-68.
- FIORINA, M. P., AND S. J. ABRAMS. (2008): “Political polarization in the American public,” *Annual Review of Political Science*, 11, 563-588.
- FLAXMAN, S., S. GOEL, AND J. M. RAO. (2016): “Filter bubbles, echo chambers and online news consumption,” *Public Opinion Quarterly*, 80(S1), 298-320.
- GENTZKOW, M. (2016): “Polarization in 2016,” *Working Paper*. Stanford University.

- GERBER, A. S., J. G. GIMPEL, D. P. GREEN, AND D. R. SHAW. (2011): “How large and long-lasting are the persuasive effects of televised campaign ads? Results from a randomized field experiment,” *American Political Science Review*, 105(1), 135-150.
- HAMILTON, J. (2004): *All the News That Is Fit to Sell: How the Market Transforms Information into News*, Princeton, New Jersey: Princeton University Press.
- HÉBERT, B., AND M. D. WOODFORD. (2017): “Rational inattention in continuous time,” *Working Paper*.
- HERRERA, H., D. K. LEVINE, AND C. MARTINELLI. (2008): “Policy platforms, campaign spending and voter participation,” *Journal of Public Economics*, 92, 501-513.
- HERSH, E. D. (2015): *Hacking the Electorate: How Campaigns Perceive Voters*, Cambridge, U.K.: Cambridge University Press.
- JUNG, J., J. KIM, F. MATĚJKA, AND C. A. SIMS. (2019): “Discrete actions in information-constrained problems,” *Review of Economic Studies*, 86(6), 2643-2667.
- KAMENICA, E., AND M. GENTZKOW. (2011): “Bayesian persuasion,” *American Economic Review*, 101(6), 2590-2615.
- LAGUN, D, AND M. LALMAS. (2016): “Understanding user attention and engagement in online news reading,” *Proceedings of the Ninth ACM International Conference on Web Search and Data Mining*, 113-122.
- MATĚJKA, F., AND A. MCKAY. (2015): “Rational inattention to discrete choices: A new foundation for the multinomial logit model,” *American Economic Review*, 105(1), 272-298.

- MATĚJKA, F., AND G. TABELLINI. (2020): “Electoral competition with rationally inattentive voters,” *Journal of European Economic Association*, jvaa042.
- MATSA, K. E., AND K. LU. (2016): “10 Facts about the changing digital news landscape,” *Pew Research Center*, September 14.
- MORRIS, S., AND P. STRACK. (2017): “The Wald problem and the equivalence of sequential sampling and static information costs,” *Working Paper*.
- PARISER, E. (2011): *The Filter Bubble: How the New Personalized Web Is Changing What We Read and How We Think*, New York, NY: Penguin Press.
- PRAT, A., AND D. STRÖMBERG. (2013): “The Political Economy of Mass Media,” in *Advances in Economics and Econometrics: Theory and Applications, Tenth World Congress*, ed. by D. Acemoglu, M. Arellano, and E. Dekel.. Cambridge University Press.
- SHANNON, C. E. (1948): “A mathematical theory of communication,” *Bell Labs Technical Journal*, 27(3), 379-423.
- SIMS, C. A. (1998): “Stickiness,” *Carnegie-Rochester Conference Series on Public Policy*, 49(1), 317-356.
- (2003): “Implications of rational inattention,” *Journal of Monetary Economics*, 50(3), 665-690.
- STRÖMBERG, D. (2015): “Media and politics,” *Annual Review of Economics*, 7, 173-205.
- SUEN, W. (2004): “The self-perpetuation of biased beliefs,” *The Economic Journal*, 114, 377-396.

SUNSTEIN, C. R. (2009): *Republic.com 2.0*, Princeton, NJ: Princeton University Press.

THE DIGITAL COMPETITION EXPERT PANEL. (2019): *Unlocking Digital Competition*, U.K.

WARREN, E. (2019): “Here’s how we can break up Big Tech,” *Medium*, March 8.

YUKSEL, S. (2014): “Specialized learning and political polarization,” *Working Paper*.

ZHONG, W. (2017): “Optimal dynamic information acquisition,” *Working Paper*.