
IPOD: CORPUS OF 190,000 INDUSTRIAL OCCUPATIONS

A PREPRINT

Junhua Liu¹³, Chu Guo¹, Yung Chuen Ng², Kristin L. Wood³, and Kwan Hui Lim³

¹Supremacy Future Technologies

²National University of Singapore

³Singapore University of Technology and Design

{j, guochu}@supremacyfuture.com, e0201912@u.nus.edu, {kristinwood, kwanhui_lim}@sutd.edu.sg

November 10, 2021

ABSTRACT

Job titles are the most fundamental building blocks for occupational data mining tasks, such as Career Modelling and Job Recommendation. However, there are no publicly available dataset to support such efforts. In this work, we present the Industrial and Professional Occupations Dataset (IPOD), which is a comprehensive corpus that consists of over 190,000 job titles crawled from over 56,000 profiles from LinkedIn. To the best of our knowledge, IPOD is the first dataset released for industrial occupations mining. We use a knowledge-based approach for sequence tagging, creating a gazetteer with domain-specific named entities tagged by 3 experts. All title NE tags are populated by the gazetteer using BIOES scheme. Finally, We develop 4 baseline models for the dataset on NER task with several models, including Linear Regression, CRF, LSTM and the state-of-the-art bi-directional LSTM-CRF. Both CRF and LSTM-CRF outperform human in both exact-match accuracy and f1 scores.¹

Keywords Corpus, Dataset, Job Titles, Embeddings, Named Entity Recognition, Sequence Modelling, IPOD

1 Introduction

The interest in occupational analysis tasks grows rapidly in recent years, such as for career modelling and job recommendation. The advancement of AI and robotics are changing every industry and every sector, challenging the employability of work force specially those with high level of repetition. On the other hand, young professionals requires strong references to plan ahead to build a successful career, while senior executives push their boundaries to stay competitive in the job market. From the employer's perspective, companies are fighting for hiring and retain talents, which requires effective candidates filtering and selection during recruitment, and predictive turnover analysis for employee retention

Despite the raising demand, occupational analysis tasks remain challenging for several reasons, the main one being due to lack of publicly available datasets. For many years, relevant data resides with a small number of large enterprises and is kept private to help companies remain competitive in the industry.

To address the needs for career analysis for industry, we present and make available the Industrial and Professional Occupation Dataset (IPOD). The dataset consists of 192,295 occupation entries, drafted by working professionals for their LinkedIn profiles, with motivations of displaying career achievement, attracting recruiters or expanding professional networks.

Existing corpora for Named Entity Recognition (NER) tasks [9, 44, 51, 5], which use general tags such as **LOC**ation, **PER**son, **ORG**anization, **MIS**Cellaneous, etc.. In the contrary, IPOD provides domain-specific NE tags to denote the properties of occupations, such as *responsibility*, *function* and *location*. All named entities are tagged using a

¹Dataset is available at <https://www.github.com/junhua/IPOD>.

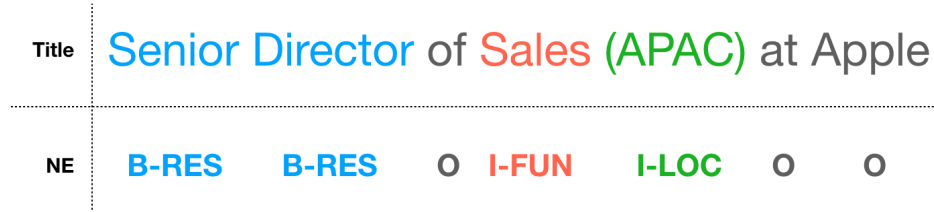


Figure 1: A example of occupational title and its domain-specific NE tags. Tokens in a title indicate the person’s responsibility (**RES**), function (**FUN**), and location (**LOC**). Furthermore, the NE tags are also added with positional prefixes using BIOES scheme, i.e., **B**egin, **I**nside, **O**thers, **E**nding and **S**ingle.

comprehensive gazetteer created by three industrial experts, which reports high inter-rater reliability, achieving 0.853 on Percentage Agreement [50] and 0.778 on Cohen’s Kappa [2], with no instances where all 3 annotators disagree.

The labels are further processed by adding prefix using BIOES tagging scheme [42], i.e., **B**egin, **I**nside, **E**nding, **S**ingle, and **O** indicating that a token belongs to no chunk, indicating the positional features of each token in a title.

Lastly, we develop baseline models for the NER classification, alongside with human performance. The models include a Logistic Regression model, a Conditional Random Field (CRF) model, a Long Short Term Memory (LSTM) model and a Bidirectional LSTM-CRF model [22]. The intention of choosing these models are to act as the representations of linear models, statistical models, sequence models, and state of the art NER models, respectively.

2 Dataset

2.1 Data Collection

We obtain over 192K job titles from LinkedIn profiles, most of which are from Singapore and United States. Subsequently, the raw data underwent a series of processing, including converting to lowercase, substituting meaningful punctuation to words (i.e. changing *&* to *and*) and removing special symbols. We decided not to lemmatize or stem the words because the original forms suggest its most accurate named entity, i.e., *strategist* is labeled as RES while *strategy* is labeled as FUN.

Literature	Source	Size	Available
IPOD	LinkedIn	190K	Yes
Mimno et al., 2008	Resumes	54K	No
Lou et al., 2010	LinkedIn	67K	No
Paparrizos et al., 2011	Web	5M	No
Zhang et al., 2014	A job hunting website	7K	No
Liu et al., 2016	Social network	30K	No
Li et al., 2017	LinkedIn	-	No
Li et al., 2017	A high tech company	-	No
Yang et al., 2017	Resumes	823K	No
zhu et al., 2018	Job portals	2M	No
James et al., 2018	APS	60K	Yes
Yang et al., 2018	Various channels	-	No
Xu et al., 2018	Online Prof. Networks	20M	No
Qin et al., 2018	A high tech company	1M	No
Lim et al., 2018	LinkedIn	10K	No
Shen et al., 2018	A high tech company	14K	No

Table 1: A survey of datasets used for related works. No available datasets can be found publicly except a dataset of publications and authors from American Physics Society (APS) [13] that only describes the names and affiliations of physics scientists without titles.

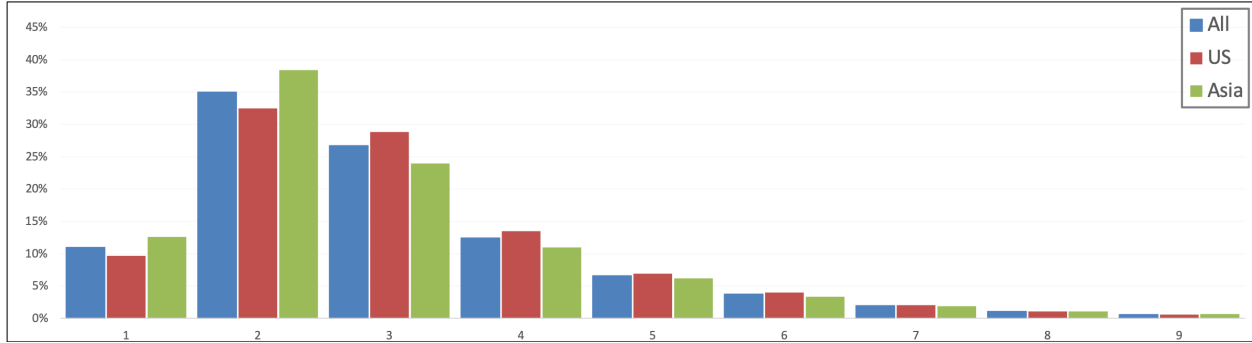


Figure 2: Histogram of occupation entries.

	All	US	Asia
minimum	1	1	1
maximum	21	17	21
average	3.0	3.1	2.9
median	3	3	2

Table 2: Statistics of entries

2.2 Dataset Analysis

This section discuss the Exploratory Data Analysis conducted to better understand the properties of IPOD. The statistics and histogram of length of job titles can be found in table 2 and 2 respectively. The corpus comprises of 192,295 English occupation entries from 56,648 unique profiles. These profiles are mainly from United States (56.7%) and Asia (43.3%). Both table 2 and figure 2 suggest that most of the titles fall within 5 words, contributing to 91.7% of the entries. The median statistics and the histogram also suggest that job titles written by Asian professionals tend to be shorter, i.e., within two words, than that by US professionals.

Figure 3 shows distribution of top 20 unigrams and bigrams of IPOD. In the Unigram case, the most popular token, *manager*, appears in 34,065 entries, about twice as much as the next few popular ones, i.e., *and* (18,466), *senior* (16,475), *engineer* (15,593) and *director* (14,182). On the contrary, the Bigram case shows a gentler curve, with *project manager* (3,536) and *vice president* (3,458) being the top two choices.

2.3 Domain-specific Sequence Tagging

Figure 1 shows an example of a typical occupational title and its NE tags. Conceptually, job titles serve as a concise indicator for one’s level of responsibility, seniority and scope of work, described with a combination of *responsibility*, *function* and *location*.

Responsibility, as its name suggests, describes the responsibilities of a working professional. As shown in figure 1, responsibility may include indicators of managerial levels, such as *director*, *manager* and *lead*, seniority levels, such as *vice*, *assistant* and *associate*, and operational role, such as *engineer*, *accountant* and *technician*. A combination of the three sub-categories draws the full picture of one’s responsibility.

Named Entity	Count
RES	310570
FUN	255974
LOC	9998
O	66948

Table 3: NE counts

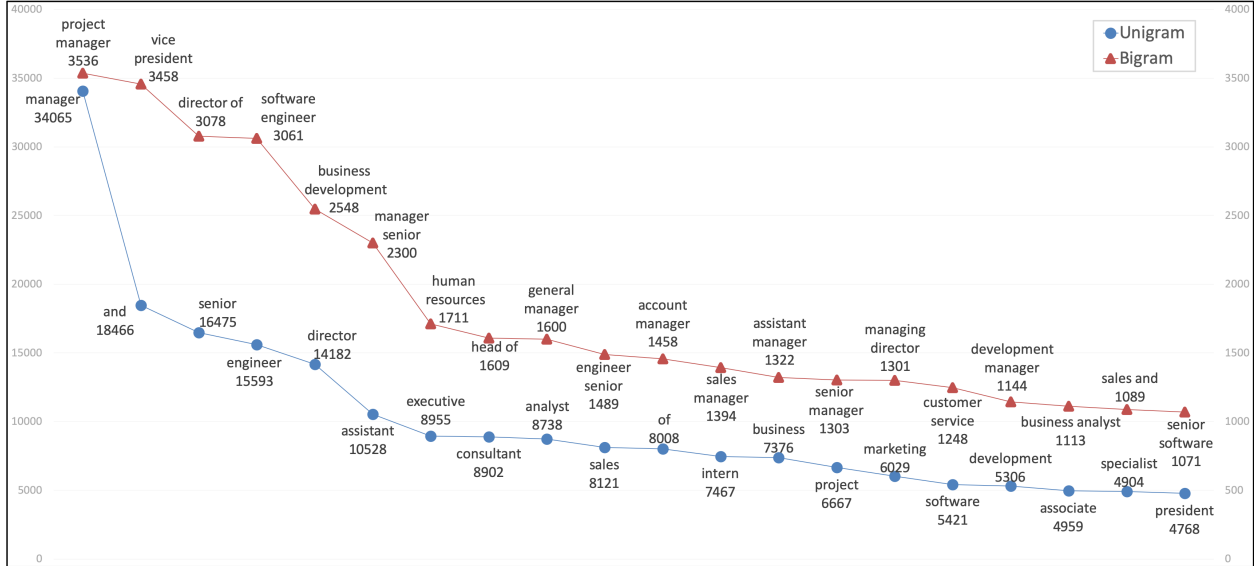


Figure 3: N-grams Analysis of occupation entries.

Responsibility	Managerial level: <i>lead, supervisor, manager, director, president</i> Operational role: <i>engineer, designer, accountant, technician</i> Seniority: <i>junior, vice, associate, assistant, senior</i>
Function	Departments: <i>sales, marketing, finance, operations, strategy</i> Scope: <i>enterprise, project, customer, national, site</i> Content: <i>data, r&d, security, training, integration, education</i>
Location	Regions: <i>APAC, SEA, Asia, European, north, central</i> Countries/States/Cities: <i>China, America, Singapore, Colorado</i>

Table 4: Examples of occupational NE tags.

Function describes various business functions in various dimensions. Specifically, *Departments* describes the company’s departments the staffers are in, such as *sales, marketing* and *operations*; *Scope* indicates one’s scope of work, such as *enterprise, project* and *national*; lastly, *Content* indicates one’s content of work, such as *data, r&d* and *security*.

Finally, **Location** indicates the geographic scope that the title owner is responsible of. Examples of this NE tag include geographic regions such as *APAC, Asia, European*, and counties/states/cities such as *China, America* and *Colorado*.

Formally, we define the occupational domain-specific NE tags as *RES, FUN, LOC* and *O*, indicating the *responsibility, function, location* and *others* respectively. For instance, a job title of *chief financial officer asia pacific* is tagged as *S-RES S-FUN S-RES B-LOC E-LOC* with the BIOES scheme [42]. The distribution of the 4 labels are shown in table 3. We adopt a knowledge-based NE tagging strategy by creating a gazetteer of word tokens. This is achieved by first running a Unigram analysis of the job titles, sorted in descending order. Subsequently, the top 1500 tokens are tagged by 3 annotators, who are a HR personnel, a senior recruiter and a seasoned business professional. Among 1,500 tokens tagged, every tag is agreed with at least two annotators, where 1,169 (77.9%) are commonly agreed among all three annotators, and 331 (22.1%) are agreed with two annotators. We further assess the Inter-Rater Reliability with two inter-coder agreements, achieving 0.853 on Percentage Agreement [50] and 0.778 on Cohen’s Kappa [2]. Finally, the job titles are labelled with NE tags using BIOES scheme and formatted for NER tasks.

3 Methods

3.1 NER Models

To provide a wide range of NER baselines, we construct three classifiers that represent 3 classic approaches, and one of the state-of-the-art approaches. Concretely, we use a Logistic Regression model as a representative of Discrete

Modelling, a Conditional Random Field (CRF) as a representative of Statistical Modelling, a Long Short-Term Memory (LSTM) model that represents recurring sequence models, and finally a bidirectional LSTM-CRF model which recorded remarkable performance in task-aware sequence tagging tasks [22]. The logistic classifier and LSTM classifier are decoded using a softmax layer, while the CRF and bidirectional LSTM-CRF are decoded using a first-order Viterbi algorithm [10] that finds the sequence of NE tags with highest scores.

3.2 Word Embedding

We decide not to construct job title embeddings by either from scratch or using Transfer Learning techniques on pre-trained models, but instead use pre-trained model directly, i.e., without fine-tuning. This is because the contextual meaning of job title tokens is highly similar, if not identical, to that in other articles, i.e., the word *director* appearing in a job title is the same as that appears in a Wikipedia article. For this work, we use pre-trained ELMo embeddings[36] to encode the contextual meaning of the job titles.

3.3 Hyper-parameter Settings

While the goal of solving the NER task is to create baselines for future works, we aim to find a common set of hyper-parameters that performs relatively well for all 4 models. To improve the quality of the models, the models are then fine-tuned with a small-scale hyper-parameter search with 2 epochs. The search space includes varying learning rates (i.e., $1e-2$, $5e-3$, or $1e-3$), number of LSTM hidden layers (1 or 2), number of hidden states (128 or 256) and mini-batch size (16 or 32).

After the hyper-parameter search and fine-tuning, a common set of hyper-parameters is chosen for all baseline models. We deploy a Cross Entropy loss function, optimized by Adam optimizer with an initial learning rate of $1e-3$ and a mini-batch size of 16. Word Dropout and Variational Dropout [15] are used to prevent over-fitting, with probability of 0.05 and 0.5 respectively. For LSTM and LSTM-CRF models, we use a single hidden layer with state size of 256.

4 Experiments

4.1 Metrics

Our work uses two metrics to assess performance of various machine models and human performance, namely *Exact Match (EM)* and the *F1* score, formally defined as $F1 = 2 * Precision * Recall * (Precision + Recall)^{-1}$. The *EM* metric measures the percentage agreement between the ground truth and predicted labels with exact matches, while *F1* score metric is designed to measure the average overlaps between the ground truth and prediction. Furthermore, the overall *Precision* and *Recall* metrics of all models are also reported.

4.2 Human Performance

We construct the human performance baseline for IPOD using the NE tags annotated by the three domain experts. We choose the set of labels tagged by annotator 1 as the ground truth labels and compute against the other two annotation sets. We then take the average *EM* and *F1* to indicate human performance. We record an *EM* accuracy of 91.3%, and an *F1* of 95.4%. This shows a strong human performance as compared to those of other datasets, such as 91% *EM* for the CHEMDNER corpus[27], 86.8% *EM* and 89.5% *F1* for SQuAD2.0 [39], and 77.0% *EM* and 86.8 *F1* for SQuAD1.0 [40].

4.3 Model Performance

Models	P	R	EM	F1
LogReg	90.8	93.2	85.1	92.0
CRF	96.5	96.7	93.5	96.6
LSTM	94.6	95.0	90.1	94.8
LSTM-CRF	96.6	96.4	93.3	96.5
Human	91.6	99.6	91.3	95.4

Table 5: Overall results of Job Title NER

Table 5 shows the overall performance of our models and human performance on IPOD, in terms of precision(P), recall(R), exact match(EM) and F1. While the performance of both CRF and LSTM-CRF models are very close to each

	FUN		LOC		RES	
	EM	F1	EM	F1	EM	F1
LogReg	78.3	87.8	93.7	96.8	90.1	94.8
CRF	89.1	94.2	98.7	99.4	96.6	98.2
LSTM	85.8	92.5	62.3	76.7	94.5	97.2
LSTM-CRF	89.6	94.5	85.8	92.3	96.3	98.1

Table 6: Performance stratified by NE tags (EM, F1)

others (± 0.3 difference), both models outperform human in precision, exact match and F1, and underperform human in its 99.6 recall.

Table 6 shows the per-tag breakdown of NER results, in terms of EM and F1. Aligned with the overall performance, CRF and LSTM-CRF perform similarly to each others, and outperform LogReg and LSTM for all three categories. CRF also shows a significant advantage in classifying LOC tags (98.7 EM and 99.4 F1).

5 Related Work

In this section, we conduct literature review on relative works, in the area of occupational Analysis, Contextual Embedding and Named Entity Recognition (NER).

5.1 Occupational Data Mining

Prior works on Occupational Data Mining aim to accomplish a wide range of industrial tasks, such as Career Modeling and Job Recommendation. In the area of Career Modeling, prior works address problems including career path modeling [24, 29], career movement prediction [20, 13, 53], professional career development [19], job title ranking [52], and employability [28]. In Job Recommendation, past works focus on analysing Person-Job Fit [59, 45, 37] which commonly aims to suggest employment suitability for companies, and Job Recommendation [34, 26, 55, 11] which on the other hand provides decision analysis for the job seekers. These works commonly leverage real-world data from different sources, including LinkedIn [24, 20], resumes [29, 53], job portals [55, 59], tech companies [45, 37], among others.

The proposed solutions to these problems take different approaches. Majority takes various machine learning approaches, such as linear classification models [24, 13, 19, 53, 11], generative models [29, 52, 21] and Neural Networks [20, 29, 59, 37]. Some take algorithmic approaches, such as statistical inference [29, 13, 45], Graph-theoretic models [28, 25, 34] and recommender systems with content-based and collaborative filtering [55, 26]. Some works report their time complexity to be polynomial [24, 19].

5.2 Natural Language Processing

Word Embedding. Classic word embedding methods construct word-level vector representations to capture the contextual meaning of words. A Neural Network Language Model (NNLM) was proposed with Continuous Bag of Words (CBoW) model and skip-gram model [3], which lead to a series of NNLM-based embedding works [49]. Pennington et al., 2014 proposed GloVe [35], which uses a much simpler approach, i.e., constructing global vectors to represent contextual knowledge of the vocabulary, that achieves good results. More recently, a series of high quality contextual models are proposed, such as ELMo [36], FastText [4] and Flair [1]. Both word-level contextualization and character-level features are commonly used for these works.

Document Embedding. While Word Embedding constructs static continuous vectors on word level, recent works also propose methods to represent document-level embeddings. A transformer-based approach receives high popularity in recent literature. It uses pre-trained transformer-based models with very large datasets to construct the document-level embeddings, such as Bert [8], XLNet [54], RoBERTa [23], GPT [38], XLM [18] and TransformerXL [7]. This approach enables contextual embedding in both word level and document level. Lample et al. (2016) proposes a remarkable Stacked Embedding approach that constructs a hierarchical embedding architecture of document-level embedding by stacking word-level embedding with character-level features and concatenating with an RNN, which performs well in NER tasks [17].

Named Entity Recognition. Named entity recognition is a challenging task that traditionally involves high degree of manually crafted features for different domains. The good news is that numerous large-scale corpora, such as

CoNLL-2003 [44] and Ontonotes [51], are made available for training with deep neural architectures. State-of-the-art NER models are LSTM-based [6, 56, 12, 17, 47, 22], where feeding the sentence embeddings into uni- or bi-directional LSTM encoder. Instead of decoding directly, some works also add a Conditional Random Field (CRF) layer at the end while training the classifier, and use Viterbi [10] to decode the probabilistic output into NE labels. The recently popular transformer-based models [8, 54, 23, 38, 18, 7] are also capable of producing good results.

While manually tagging a large dataset requires tremendous amount of efforts, prior works leverage knowledge-based gazetteers developed by various unsupervised or semi-supervised learning approaches [48, 14, 32, 43, 46, 16], or rely on generative models [33, 58, 31, 57, 30]. Tags can be further formatted with tagging schemes such as IOB [41] or BIOES [42], to indicate the position of tags in a chunk.

6 Conclusion

We presented the IPOD corpus that comprises of a large amount of job titles. The corpus comes with a knowledge-based gazetteer that includes manual NE tags from three domain experts annotators. Working on a NER task, several representative machine learning models baselines are constructed. Despite strong human performance records of 91.3% *EM* and 95.4% *F1*, two of our models, namely CRF and LSTM-CRF, outperform human in *EM* and *F1* for overall results and per-tag breakdown. Finally, we released the corpus serving as basic building blocks for greater scale of industrial natural language understanding tasks and occupational data mining.

References

- [1] Akbik, A., Blythe, D., and Vollgraf, R. (2018). Contextual string embeddings for sequence labeling. In *Proceedings of the 27th International Conference on Computational Linguistics*, pages 1638–1649.
- [2] Artstein, R. and Poesio, M. (2008). Inter-coder agreement for computational linguistics. *Computational Linguistics*, 34(4):555–596.
- [3] Bengio, Y., Ducharme, R., Vincent, P., and Jauvin, C. (2003). A neural probabilistic language model. *Journal of machine learning research*, 3(Feb):1137–1155.
- [4] Bojanowski, P., Grave, E., Joulin, A., and Mikolov, T. (2017). Enriching word vectors with subword information. *Transactions of the Association for Computational Linguistics*, 5:135–146.
- [5] Borchmann, Ł., Gretkowski, A., and Gralinski, F. (2018). Approaching nested named entity recognition with parallel lstm-crf. *Proceedings of the PolEval2018 Workshop*, page 63.
- [6] Collobert, R., Weston, J., Bottou, L., Karlen, M., Kavukcuoglu, K., and Kuksa, P. (2011). Natural language processing (almost) from scratch. *Journal of machine learning research*, 12(Aug):2493–2537.
- [7] Dai, Z., Yang, Z., Yang, Y., Cohen, W. W., Carbonell, J., Le, Q. V., and Salakhutdinov, R. (2019). Transformer-xl: Attentive language models beyond a fixed-length context. *arXiv preprint arXiv:1901.02860*.
- [8] Devlin, J., Chang, M.-W., Lee, K., and Toutanova, K. (2018). Bert: Pre-training of deep bidirectional transformers for language understanding. *arXiv preprint arXiv:1810.04805*.
- [9] Finkel, J. R., Grenager, T., and Manning, C. (2005). Incorporating non-local information into information extraction systems by gibbs sampling. In *Proceedings of the 43rd annual meeting on association for computational linguistics*, pages 363–370. Association for Computational Linguistics.
- [10] Forney, G. D. (1973). The viterbi algorithm. *Proceedings of the IEEE*, 61(3):268–278.
- [11] Guo, X., Jerbi, H., and O’Mahony, M. P. (2014). An analysis framework for content-based job recommendation. In *22nd International Conference on Case-Based Reasoning (ICCBR), Cork, Ireland, 29 September-01 October 2014*.
- [12] Huang, Z., Xu, W., and Yu, K. (2015). Bidirectional lstm-crf models for sequence tagging. *arXiv preprint arXiv:1508.01991*.
- [13] James, C., Pappalardo, L., Sirbu, A., and Simini, F. (2018). Prediction of next career moves from scientific profiles. *arXiv preprint arXiv:1802.04830*.
- [14] Kazama, J. and Torisawa, K. (2008). Inducing gazetteers for named entity recognition by large-scale clustering of dependency relations. In *proceedings of ACL-08: HLT*, pages 407–415.
- [15] Kingma, D. P., Salimans, T., and Welling, M. (2015). Variational dropout and the local reparameterization trick. In *Advances in Neural Information Processing Systems*, pages 2575–2583.

- [16] Kozareva, Z. (2006). Bootstrapping named entity recognition with automatically generated gazetteer lists. In *Student Research Workshop*.
- [17] Lample, G., Ballesteros, M., Subramanian, S., Kawakami, K., and Dyer, C. (2016). Neural architectures for named entity recognition. *arXiv preprint arXiv:1603.01360*.
- [18] Lample, G. and Conneau, A. (2019). Cross-lingual language model pretraining. *arXiv preprint arXiv:1901.07291*.
- [19] Li, H., Ge, Y., Zhu, H., Xiong, H., and Zhao, H. (2017a). Prospecting the career development of talents: A survival analysis perspective. In *Proceedings of the 23rd ACM SIGKDD International Conference on Knowledge Discovery and Data Mining*, pages 917–925. ACM.
- [20] Li, L., Jing, H., Tong, H., Yang, J., He, Q., and Chen, B.-C. (2017b). Nemo: Next career move prediction with contextual embedding. In *Proceedings of the 26th International Conference on World Wide Web Companion*, pages 505–513. International World Wide Web Conferences Steering Committee.
- [21] LIM, E.-p., LEE, W.-C., TIAN, Y., and HUNG, C.-C. (2018). Are you on the right track? learning career tracks for job movement analysis. *Workshop on Data Science for Human Capital Management (DSHCM2018)*, pages 1–16.
- [22] Liu, L., Shang, J., Ren, X., Xu, F. F., Gui, H., Peng, J., and Han, J. (2018). Empower sequence labeling with task-aware neural language model. In *Thirty-Second AAAI Conference on Artificial Intelligence*.
- [23] Liu, Y., Ott, M., Goyal, N., Du, J., Joshi, M., Chen, D., Levy, O., Lewis, M., Zettlemoyer, L., and Stoyanov, V. (2019). Roberta: A robustly optimized bert pretraining approach. *arXiv preprint arXiv:1907.11692*.
- [24] Liu, Y., Zhang, L., Nie, L., Yan, Y., and Rosenblum, D. S. (2016). Fortune teller: predicting your career path. In *Thirtieth AAAI conference on artificial intelligence*.
- [25] Lou, Y., Ren, R., and Zhao, Y. (2010). A machine learning approach for future career planning. Technical report, Citeseer.
- [26] Malinowski, J., Keim, T., Wendt, O., and Weitzel, T. (2006). Matching people and jobs: A bilateral recommendation approach. In *Proceedings of the 39th Annual Hawaii International Conference on System Sciences (HICSS’06)*, volume 6, pages 137c–137c. IEEE.
- [27] Martin, K., Obdulia, R., Florian, L., Miguel, V., David, S., Zhiyong, L., Robert, L., Yanan, L., Donghong, J., and Lowe, D. M. (2015). The chemdner corpus of chemicals and drugs and its annotation principles. *Journal of Cheminformatics*, 7(S1):S2.
- [28] Massoni, S., Olteanu, M., and Rousset, P. (2009). Career-path analysis using optimal matching and self-organizing maps. In *International Workshop on Self-Organizing Maps*, pages 154–162. Springer.
- [29] Mimno, D. and McCallum, A. (2008). Modeling career path trajectories.
- [30] Mohit, B. and Hwa, R. (2005). Syntax-based semi-supervised named entity tagging. In *Proceedings of the ACL 2005 on Interactive poster and demonstration sessions*, pages 57–60. Association for Computational Linguistics.
- [31] Mukund, S. and Srihari, R. K. (2009). Ne tagging for urdu based on bootstrap pos learning. In *Proceedings of the Third International Workshop on Cross Lingual Information Access: Addressing the Information Need of Multilingual Societies*, pages 61–69. Association for Computational Linguistics.
- [32] Nadeau, D., Turney, P. D., and Matwin, S. (2006). Unsupervised named-entity recognition: Generating gazetteers and resolving ambiguity. In *Conference of the Canadian society for computational studies of intelligence*, pages 266–277. Springer.
- [33] Nallapati, R., Surdeanu, M., and Manning, C. (2010). Blind domain transfer for named entity recognition using generative latent topic models. In *Proceedings of the NIPS 2010 Workshop on Transfer Learning Via Rich Generative Models*, pages 281–289.
- [34] Paparrizos, I., Cambazoglu, B. B., and Gionis, A. (2011). Machine learned job recommendation. In *Proceedings of the fifth ACM Conference on Recommender Systems*, pages 325–328. ACM.
- [35] Pennington, J., Socher, R., and Manning, C. (2014). Glove: Global vectors for word representation. In *Proceedings of the 2014 conference on empirical methods in natural language processing (EMNLP)*, pages 1532–1543.
- [36] Peters, M. E., Neumann, M., Iyyer, M., Gardner, M., Clark, C., Lee, K., and Zettlemoyer, L. (2018). Deep contextualized word representations. *arXiv preprint arXiv:1802.05365*.
- [37] Qin, C., Zhu, H., Xu, T., Zhu, C., Jiang, L., Chen, E., and Xiong, H. (2018). Enhancing person-job fit for talent recruitment: An ability-aware neural network approach. In *The 41st International ACM SIGIR Conference on Research & Development in Information Retrieval*, pages 25–34. ACM.
- [38] Radford, A., Wu, J., Child, R., Luan, D., Amodei, D., and Sutskever, I. (2019). Language models are unsupervised multitask learners. *OpenAI Blog*, 1(8).

- [39] Rajpurkar, P., Jia, R., and Liang, P. (2018). Know what you don’t know: Unanswerable questions for squad. *Proceedings of the 56th Annual Meeting of the Association for Computational Linguistics (Volume 2: Short Papers)*.
- [40] Rajpurkar, P., Zhang, J., Lopyrev, K., and Liang, P. (2016). Squad: 100,000+ questions for machine comprehension of text. *Proceedings of the 2016 Conference on Empirical Methods in Natural Language Processing*.
- [41] Ramshaw, L. A. and Marcus, M. P. (1999). Text chunking using transformation-based learning. In *Natural language processing using very large corpora*, pages 157–176. Springer.
- [42] Ratinov, L. and Roth, D. (2009). Design challenges and misconceptions in named entity recognition. In *Proceedings of the Thirteenth Conference on Computational Natural Language Learning, CoNLL ’09*, pages 147–155, Stroudsburg, PA, USA. Association for Computational Linguistics.
- [43] Saha, S. K., Sarkar, S., and Mitra, P. (2008). Gazetteer preparation for named entity recognition in indian languages. In *Proceedings of the 6th Workshop on Asian Language Resources*.
- [44] Sang, E. F. and De Meulder, F. (2003). Introduction to the conll-2003 shared task: Language-independent named entity recognition. *arXiv preprint cs/0306050*.
- [45] Shen, D., Zhu, H., Zhu, C., Xu, T., Ma, C., and Xiong, H. (2018). A joint learning approach to intelligent job interview assessment. In *IJCAI*, pages 3542–3548.
- [46] Smith, A. and Osborne, M. (2006). Using gazetteers in discriminative information extraction. In *Proceedings of the Tenth Conference on Computational Natural Language Learning*, pages 133–140. Association for Computational Linguistics.
- [47] Teng, Z. and Zhang, Y. (2016). Bidirectional tree-structured lstm with head lexicalization. *arXiv preprint arXiv:1611.06788*.
- [48] Toral, A. and Munoz, R. (2006). A proposal to automatically build and maintain gazetteers for named entity recognition by using wikipedia. In *Proceedings of the Workshop on NEW TEXT Wikis and blogs and other dynamic text sources*.
- [49] Turian, J., Ratinov, L., and Bengio, Y. (2010). Word representations: a simple and general method for semi-supervised learning. In *Proceedings of the 48th annual meeting of the association for computational linguistics*, pages 384–394. Association for Computational Linguistics.
- [50] Viera, A. J., Garrett, J. M., et al. (2005). Understanding interobserver agreement: the kappa statistic. *Fam med*, 37(5):360–363.
- [51] Weischedel, R., Palmer, M., Marcus, M., Hovy, E., Pradhan, S., Ramshaw, L., Xue, N., Taylor, A., Kaufman, J., Franchini, M., et al. (2013). Ontonotes release 5.0 ldc2013t19. *Linguistic Data Consortium, Philadelphia, PA*, 23.
- [52] Xu, H., Yu, Z., Guo, B., Teng, M., and Xiong, H. (2018). Extracting job title hierarchy from career trajectories: A bayesian perspective. In *IJCAI*, pages 3599–3605.
- [53] Yang, Y., Zhan, D.-C., and Jiang, Y. (2018). Which one will be next? an analysis of talent demission.
- [54] Yang, Z., Dai, Z., Yang, Y., Carbonell, J., Salakhutdinov, R., and Le, Q. V. (2019). Xlnet: Generalized autoregressive pretraining for language understanding. *arXiv preprint arXiv:1906.08237*.
- [55] Zhang, Y., Yang, C., and Niu, Z. (2014). A research of job recommendation system based on collaborative filtering. In *2014 Seventh International Symposium on Computational Intelligence and Design*, volume 1, pages 533–538. IEEE.
- [56] Zhang, Y. and Yang, J. (2018). Chinese ner using lattice lstm. *arXiv preprint arXiv:1805.02023*.
- [57] Zhao, H. and Kit, C. (2008). Unsupervised segmentation helps supervised learning of character tagging for word segmentation and named entity recognition. In *Proceedings of the Sixth SIGHAN Workshop on Chinese Language Processing*.
- [58] Zhou, G. and Su, J. (2002). Named entity recognition using an hmm-based chunk tagger. In *proceedings of the 40th Annual Meeting on Association for Computational Linguistics*, pages 473–480. Association for Computational Linguistics.
- [59] Zhu, C., Zhu, H., Xiong, H., Ma, C., Xie, F., Ding, P., and Li, P. (2018). Person-job fit: Adapting the right talent for the right job with joint representation learning. *ACM Transactions on Management Information Systems (TMIS)*, 9(3):12.