

FRAMED KNOTS

MOHAMED ELHAMDADI, MUSTAFA HAJIJ, AND KYLE ISTVAN

ABSTRACT. This article gives a foundational account of various characterizations of framed links in the 3-sphere.

CONTENTS

1. Introduction	1
2. Basic definitions, theorems, and conventions	1
3. Writhe, linking and self-linking numbers	2
3.1. Characterizations of linking number	4
4. Curves on the Torus	9
4.1. Homology and Homotopy of the Torus	9
4.2. Knots on the Torus	9
4.3. The Longitude and the Meridian of an Embedded Torus in S^3	10
4.4. The relation between the longitudes and the framings of a knot	12
5. Seifert Surfaces and Zero-Framed Knots	12
References	13

1. INTRODUCTION

Intuitively, framed knots are made from pieces of ribbon rather than ropes in the case of standard links. Framed knots play an important role in low-dimensional topology. For instance, an important result in the theory of 3-manifolds, the Lickorish-Wallace Theorem [3], states that any closed, orientable, connected 3-manifold can be realized as integer surgery on some framed link in the 3-dimensional sphere S^3 . The purpose of this note is to introduce the reader to various characterizations of framed knots and links. This article assumes a basic understanding of knot theory and algebraic topology, most importantly an understanding of the homology of a torus and the Mayer-Vietoris theorem. We have attempted to include proofs where appropriate, or citations where the result falls outside the scope of this paper. We are also experimenting in this article by including videos and graphic hyperlinks to a mathematical text to determine the benefits of such an approach.

2. BASIC DEFINITIONS, THEOREMS, AND CONVENTIONS

A *framed knot* (K, V) in S^3 is a knot K equipped with a vector field V normal to the knot, called a *framing* (see Figure 1). Visually, this can be pictured as a tangled ribbon with its two ends glued after an even number of half-twists obtaining an orientable surface. Note that this means we exclude the cases in which the ribbon is glued together after an odd number of half-twists, such as a Mobius band (see Figure 2). The astute reader may note that this is just an embedded annulus. For a given knot K , two framings on K are considered to be equivalent if one can be transformed into the other by a smooth deformation. This relation is an equivalence relation on the set of framings, and we will use the word “framing” to refer to either an equivalence class or a representative vector field. Within context, the definition to which we are referring should be clear. Similarly, a framed link in S^3 is a link where each component is equipped with a framing. Given a framed knot (K, V) , we can construct a ribbon by pushing the knot K along the vector field V . Conversely, given a closed ribbon in S^3 , we can construct a framed knot K intuitively, by choosing the vector field to lie in the ribbon, and perpendicular to K at every point of the knot (see Figure 3).

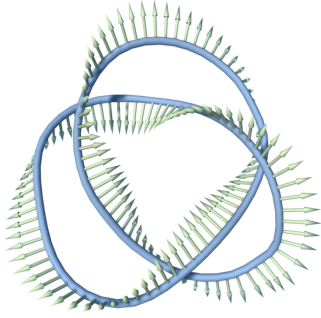



FIGURE 1. A framed Trefoil.



FIGURE 2. A tangled ribbon

FIGURE 3. Framed knots \leftrightarrow Tangled ribbons

Given a knot, one can define infinitely many framings on it ([click here to see a framed knots video representation](#)). Suppose that we are given a knot with a fixed framing. One may obtain a new framing from the existing one by cutting a ribbon and twisting it an integer multiple of 2π times around the knot and then reconnecting the edges. In this way, one obtains a new framing from an old framing up to the equivalence relation for framed knots, as previously established, leaving the knot fixed. In this context, the framing is associated with the number of twists the vector field performs around the knot. Knowing how many times the vector field is twisted around the knot allows one to determine the vector field up to a diffeomorphism, and the equivalence class of the framing is determined completely by this integer called the *framing integer*. We will give more details regarding the framing integer in Section 3.

Another way of understanding the framing of a knot is by utilizing the elements of the fundamental group $\pi_1(SO(2))$ of the special orthogonal group $SO(2)$. Recall that $SO(2)$ is the group of all 2×2 real matrices with determinant equal to 1. Suppose that we are given a framed knot (K, V) . For every point on the knot we construct a vector N that makes a right-hand basis with V . That is, V and N lie in a perpendicular plane to the knot K for every point on K (see Figure 4). For each point e^{it} of S^1 we choose an element of $SO(2)$ that represents the rotation of the basis $V(t), N(t)$ around K with respect to a fixed basis $V(0), N(0)$. This defines a continuous map f from S^1 to $SO(2)$ representing an element in the fundamental group of $SO(2)$. Changing the framing V up to diffeomorphism will change f only up to homotopy. On the other hand a loop f in $SO(2)$ gives rise to a continuous family of elements in $SO(2)$ which can be used to construct a smooth vector field on K . Perturbing the curve f inside S^1 in a way that respects its homotopy type will change the vector field V only up to diffeomorphism. This defines a bijection between elements of $\pi_1(SO(2))$, and the set of equivalence classes of framings of K . Hence a framing can be represented by an element of $\pi_1(SO(2)) = \pi_1(S^1)$ which is again an integer.

3. WRITHE, LINKING AND SELF-LINKING NUMBERS

In practice, when working with framings, one uses a combinatorial characterization. The purpose of this section is to explain such a characterization which requires the notion of a linking number (see the following definition).

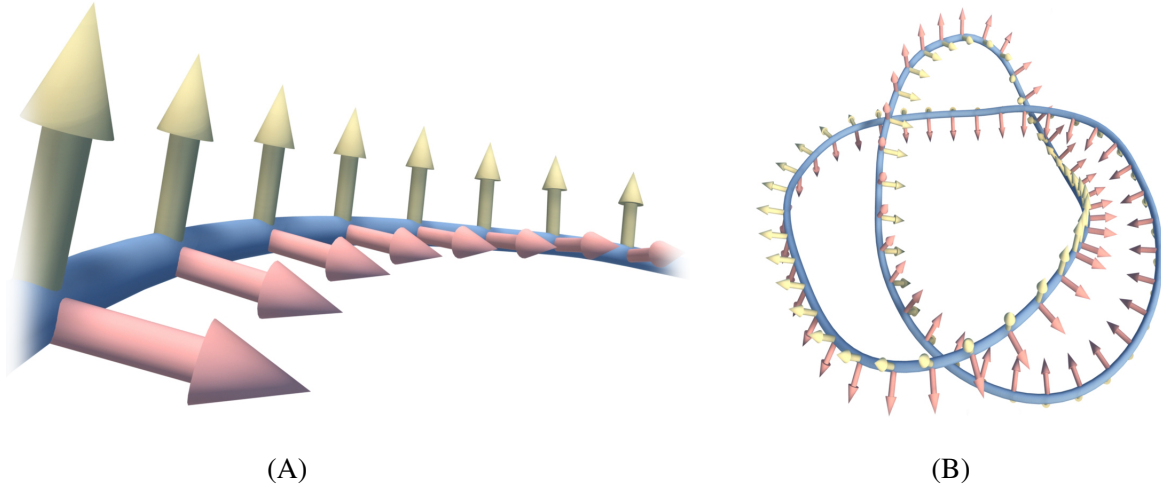


FIGURE 4. (A) Choosing an orthogonal basis at every point on the knot. Left the local picture of the orthogonal bases on the knot. The arrows colored yellow represent the framing of the knot and the arrows colored with red represent the vectors that are orthogonal to the framing. (B) An example of a choice of orthogonal bases on every point in knot.

Definition 3.1. [3] Let K and J be two disjoint oriented knots, represented by a diagram D . The *linking number* of J and K , denoted $lk(J, K)$, is an integer, defined to be one half of the sum of the signs of every crossing between J and K in the diagram D .

In this definition, note that self-crossings of the knots are not counted. The sign of a crossing is determined using the right-hand rule, as in Figure 5.

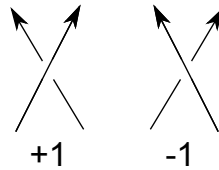


FIGURE 5. The sign of a crossing.

It is worth noting the linking number is an invariant of links. Using Reidemeister's Theorem [6], one needs to check that the linking number does not change under Reidemeister moves. We denote the three Reidemeister moves by Ω_1 , Ω_2 and Ω_3 . For the invariance of the linking number under the third move Ω_3 , we note that the set of values being summed remains unchanged. On the other hand, performing the move Ω_2 will either introduce two crossings with opposite signs or remove two crossings with opposite signs. This new pair of crossings is either two self-intersections of the same knot, or both occur between two distinct knots, either way leaving the sum unchanged. Finally, performing the move Ω_1 only adds or subtracts a self-crossing, and thus it leaves the summand unchanged. See linking number movie. For two knots K_1 and K_2 , it is clear that $lk(K_1, K_2) = lk(K_2, K_1)$.

In the following, the connect-sum of the oriented knots K_1 and K_2 will be denoted by $K_1 \# K_2$. Furthermore, the knot K with the reversed orientation will be denoted by $-K$.

Theorem 3.2. Let K_1 , K_2 and K_3 be three disjoint oriented knots in S^3 . Then

- (1) $lk(K_1 \# K_2, K_3) = lk(K_1, K_3) + lk(K_2, K_3)$.
- (2) $lk(K_1, -K_2) = lk(-K_1, K_2) = -lk(K_1, K_2)$.
- (3) Suppose that K_2 can be obtained from K_1 by changing an overcrossing to an undercrossing or vice-versa then $lk(K_1, K_3) = lk(K_2, K_3)$.

Proof. For item (1): any new crossings that are introduced in the connected sum occur in cancelling pairs. Thus the additivity follows directly from the definition of the linking number. Item (2) is immediate. Item (3): Calculating the linking number of two knots involves considering the signs of crossings

between the two knots. In other words self-crossings are not included in the calculation of linking number. Hence the result follows. \square

Remark 3.3. Item (3) of the previous theorem implies that the linking number between the two knots J and K does not depend on the isotopy classes of J and K . Applying part (3) to certain self-crossings in of the knots diagram K and J , one obtains eventually two trivial knots J' and K' that are linked together in such that $lk(K, J) = lk(K', J')$. Figure 6 shows the two illustrative possibilities of $K' \cup J'$.

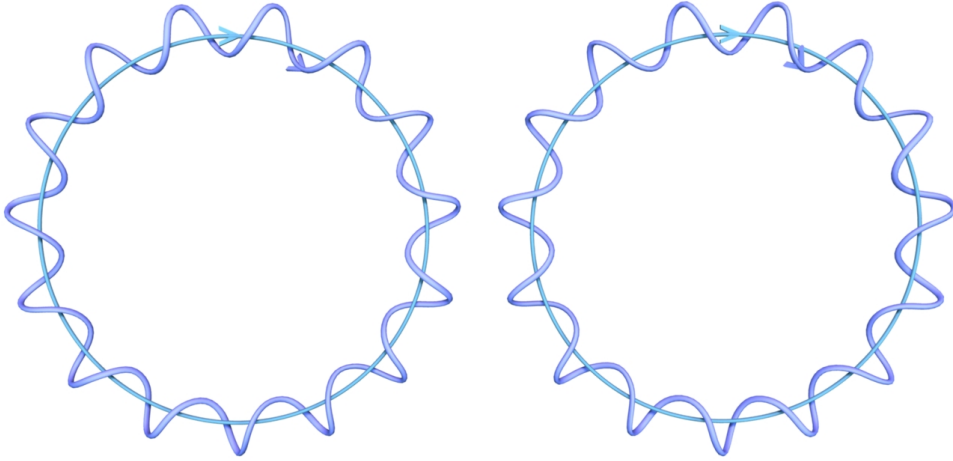


FIGURE 6. Computing the linking number only depends on the crossings between the knots and not on their isotopy classes.

3.1. Characterizations of linking number. In this section we give various geometric and combinatorial characterizations for the linking number and show the equivalence between them. The definitions of the linking number will be utilized in later sections.

Let J and K be two disjoint oriented knots in S^3 . The curve J can be regarded as a loop in $S^3 \setminus K$, so it represents an element of $H_1(S^3 \setminus K)$ which in turn is generated by some curve $[\eta]$, and we can write $[J] \in H_1(S^3 \setminus K)$ in terms of the generator $[\eta]$. Namely, $[J]_{S^3 \setminus K} = s[\eta]$ for some $s \in \mathbb{Z}$. Theorem 3.5 below shows that this integer s is equal to $lk(J, K)$.

We will also give another characterization of the linking number. Recall that a *Seifert surface* of a knot is a compact, connected, orientable surface whose boundary is the knot. See Figure 7. See also Seifert surface movie.




FIGURE 7. A Seifert Surface for the figure-8 knot.

Definition 3.4. Let S be a Seifert surface for an oriented knot K in S^3 , so that the orientation on S agrees with that of K . Let J be an oriented knot in S^3 that is disjoint from K . A **positive (resp. negative) intersection** of S with J is a transverse intersection of S with J such that the oriented curve J passes from S^- to S^+ (resp. S^+ to S^-). Assign weights $+1$ and -1 to the positive intersections and negative intersections of S and J respectively. The **intersection number** of S and J , denoted $S.J$, is the sum of the weights of all transverse intersections. See Figure 8. The following theorem will prove that the $S.J$ is equal to $lk(J, K)$.

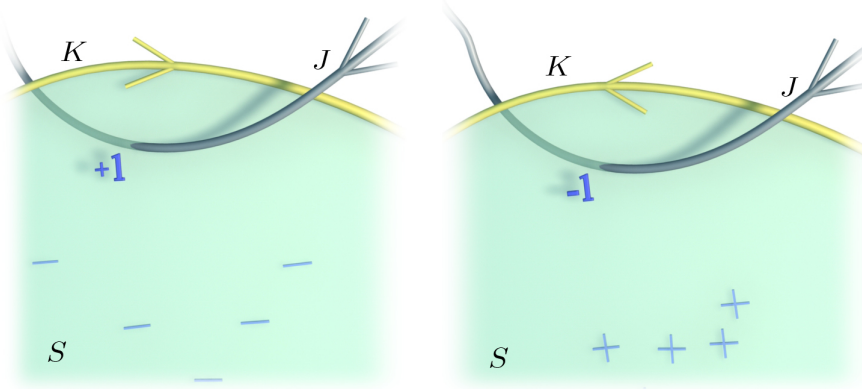


FIGURE 8. A positive intersection between a knot J and a Seifert surface S on the left and a negative intersection between a knot J and a Seifert surface of the right.

Theorem 3.5. Let J and K be disjoint oriented knots in S^3 . Let S be a Seifert surface that bounds K . Then

- (1) $lk(J, K) = S.J$
- (2) Suppose that $[\eta]$ generates $H_1(S^3 \setminus K) \cong \mathbb{Z}$, where $[\eta]$ is represented by a curve η such that $lk(K, \eta) = 1$. Then if $lk(J, K) = s$, we have that $[J] = s[\eta]$.

Proof. (1) Isotope J so to get rid of all unnecessary intersections between J and the Seifert surface that bounds K . In other words cancel all intersection pairs similar to Figure 9. The result follows by noticing that J intersects S positively exactly where J and K contribute $+1$ to the linking number $lk(K, J)$. See 8.

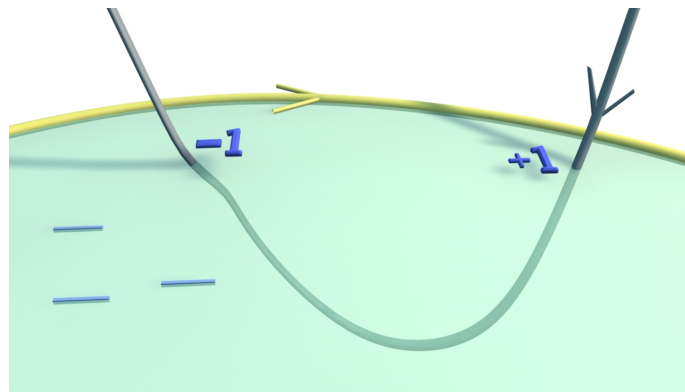


FIGURE 9. Canceling intersection pairs.

- (2) Suppose that $lk(K, J) = s$. Recall that a weight $+1$ is a result of two positive crossings between J and K . For each such two crossings there must be one crossing where J passes under K . The same is also true for the -1 weight. Hence the number of times J passes under K is s . Turn each positive crossing of J under K into an overcrossing by replacing J with the connect sum $J - \eta$, where $-\eta$ denotes the oriented curve η with the opposite orientation. See Figure 10. Turn

each negative crossing of J under K into an overcrossing by replacing J with the connect sum $J + \eta$. Doing this for all undercrossings between K and J gives us K and $J - s\eta$ such that $lk(K, J - s\eta) = 0$. Hence $lk(K, J - s\eta) = lk(K, J) - s \times lk(K, \eta) = lk(K, J) - n = 0$ which yields the result.

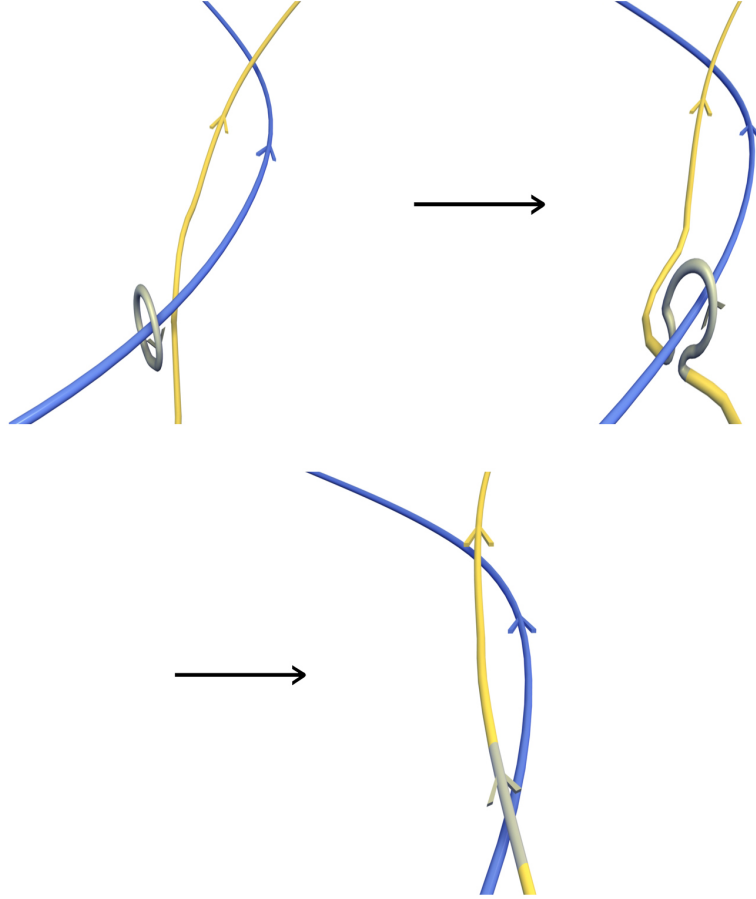


FIGURE 10. Unlinking two knots K and J locally at two crossings corresponds to taking the connect sum of K and the curve $\pm[\eta]$ where $[\eta]$ is a curve with $lk(K, \eta) = 1$.

□

If we orient the framed knot (K, V) we can define explicitly what we mean by the framing integer n that describes the number of times the vector field twists around K , as follows:

Definition 3.6. Let (K, V) be a framed knot. The self-linking number is given by $lk(K, K')$, where K' is an oriented knot formed by a small shift of K in the direction of the framing vector field and oriented parallel to the knot K . See Figure 11.

Note that the self-linking number of a framed knot is independent of the orientation we choose for K , since at every crossing of $-K$ the orientation of both arcs is reversed, leaving the sign unchanged. Note also that the self-linking number is the same if K is shifted in the direction opposite to the framing.

The reason we have introduced this concept is that the self-linking number of a framed knot (K, V) is equal to the framing integer that determines, or is determined by, (K, V) . This is evident by observing Figure 11 and noticing that locally, the vector field winds ± 1 around the knot iff the pushoff K' contributes ± 1 to the self-linking number. Note that the definition of a framed knot (K, V) does not depend on the choice of orientation of the knot K . On the other hand we have just shown that the self-linking number is independent of orientation we choose for the knot K so defining this number to be the framing integer matches with our original definition of the framing. Hence we will assume in what follows that these two concepts, the self-linking number and the framing integer, are the same and we will use both

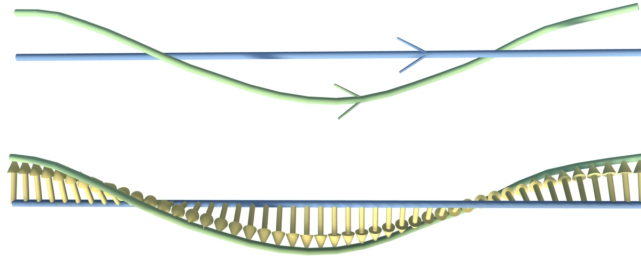


FIGURE 11. A Pushoff of a knot by a framing.

terms interchangeably. The framing with self-linking number n will be called the n -**framing** and a knot with the n -framing will be referred to as n -**framed**. Hence we can define a framed knot in S^3 to be (K, n) where K is a knot in S^3 and n is an integer. It will be useful in practice to have a standard way to choose a framing, given a knot diagram.

Definition 3.7. The **blackboard framing**, defined for a plane knot projection, is given by a nonzero vector field that is everywhere parallel to the projection plane. See Figure 12.

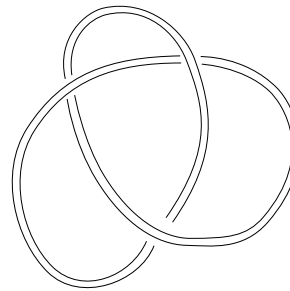


FIGURE 12. A trefoil diagram with a blackboard framing.

The reason for calling this the blackboard framing is clear once we attempt to draw it: we simply choose a point on the knot, move transversely to the knot on one side (it doesn't matter which!) and then follow the knot, staying on the same side of the arcs until the chalk returns to the original pushoff. In this way, if we visualize the framed knot as a ribbon, it will lie flat on the blackboard.

The blackboard framing is also related to *writhe* of a knot.

Definition 3.8. The **writhe** of a knot diagram is the sum of the signs of every crossing in the diagram.

Note that the writhe is invariant under Ω_2 and Ω_3 but not an invariant under the move Ω_1 . The notions of the writhe of knot diagram and the self-linking of a framed knot given by a diagram with a blackboard framing are related as we will show shortly.

The blackboard framing for a knot diagram D of K corresponds to one particular framing n_0 . This leads to a natural question: can we obtain a "framed knot diagram" corresponding to each of the possible framings for K ? In other words, can we always represent a framed knot (K, n) by a knot diagram with the blackboard framing? The answer is yes. In order to see this we need to see the effect of the Reidemeister moves Ω_1 , Ω_2 , and Ω_3 on the blackboard framing of a fixed knot diagram K . Notably, only Ω_1 changes the blackboard framing, by exactly ± 1 . By applying an appropriate number of the moves Ω_1 we can thus find a diagram of the knot with the desired framing being the blackboard framing.

What we have also discovered is that for framed knots (with blackboard framed diagrams) the Reidemeister theorem does not immediately because the move Ω_1 changes the blackboard framing. Luckily there is an analogous theorem, which will follow directly once we prove the following proposition.

Proposition 3.9. *The self-linking number of a framed knot given by a diagram with blackboard framing is equal to the writhe of the diagram.*

Proof. In the case of blackboard framing, the only crossings of K with its pushoff K' occur near the crossing points of K . The neighborhood of each crossing point looks like

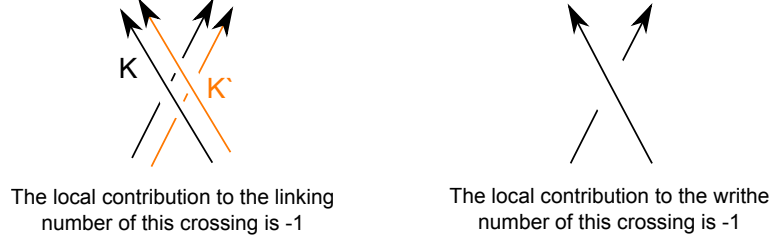


FIGURE 13. The writhe of a diagram is the same as the self-linking number

There are two crossings of K with K' , each with the same sign as the crossing of K . The claim follows directly from the definition for the linking number in S^3 , and we now see some of the motivation for defining the writhe to be the total sum, whilst the linking number is one half of the sum of the crossings. \square

Theorem 3.10. *Two knot diagrams with blackboard framing D_1 and D_2 represent equivalent framed knots if and only if D_1 can be transformed into D_2 by a sequence of plane isotopies and local moves of the three types $F\Omega_1$, Ω_2 , and Ω_3 , where*

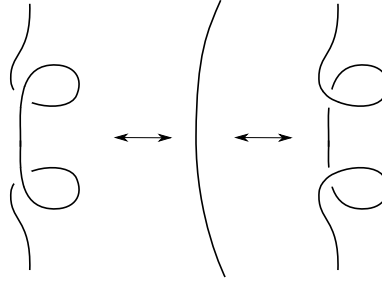


FIGURE 14. Modified Reidemeister 1 move $F\Omega_1$.

and Ω_2 and Ω_3 are usual Reidemeister moves.

Proof. Suppose first that the diagrams represent equivalent framed knots. The associated knots K_1 and K_2 are isotopic, and thus the normal Reidemeister theorem tells us that the diagrams are related by a sequence of plane isotopies and the moves Ω_1 , Ω_2 , and Ω_3 . Note that by the above proposition, D_1 and D_2 both have the same writhe. We know that writhe is invariant under plane isotopies and the moves Ω_2 and Ω_3 , and moreover that every move Ω_1 changes the writhe by exactly ± 1 , with the sign depending on the direction of the kink. Thus, there must be an even number of right-kinks and left-kinks in the sequence of moves connecting D_1 to D_2 . By a sequence of plane isotopies, Ω_2 and Ω_3 moves any kink can be moved anywhere along the knot. We can then pair them so that we get a set of moves of the form $F\Omega_1$, and this direction of the statement is proved. For the other direction, we need simply to note that the modified move $F\Omega_1$ doesn't change the writhe of a diagram, and is a combination of traditional Reidemeister moves. Hence two diagrams being related by a sequence of these moves means that the corresponding knots are isotopic, and they have the same framing. \square

The previous results can be summarized in the following statement. For every framed knot (K, n) we can find a plane knot diagram that represents that framed knot. This plane diagram is unique up to modified Reidemeister moves and plane isotopy.

A framed knot in S^3 naturally gives rise to an embedding of a the solid torus in S^3 and vice versa. Furthermore, particular framings plays an essential rule when one defines a surgery on 3-manifold. This is the subject of the next section.

4. CURVES ON THE TORUS

In this section we will study closed curves on the torus up to three equivalence relations: homology, homotopy and ambient isotopy.

Let S be an arbitrary surface. Let $f_i \rightarrow S$ for $i = 1, 2$ be two loops on the surface. It is easy to prove the following facts:

- (1) If f_1 is homotopic to f_2 then f_1 is homologous to f_2 .
- (2) Suppose that f_1 and f_2 are embeddings. If f_1 is ambient isotopic to f_2 then f_1 is homotopic to f_2 in S .

For a generic surface S the inverse of the statements (1) and (2) is not true in general. On the torus however, the inverse directions hold in special cases. We review this in the following section.

4.1. Homology and Homotopy of the Torus. In this section we give a quick review on the first homology and homotopy groups of the torus. See the first chapter of [7] for more details.

The fundamental group of the torus is $\pi_1(T^2) = \pi_1(S^1 \times S^1) \simeq \mathbb{Z} \oplus \mathbb{Z}$. In what follows we will define a particular isomorphism between the fundamental group of T^2 and $\mathbb{Z} \oplus \mathbb{Z}$. Hence, specify coordinates for torus T^2 by $T^2 = S^1 \times S^1$, where we identify S^1 with the unit complex numbers. Then any point on T^2 has coordinates $(e^{2\pi i\theta}, e^{2\pi i\phi})$ where $0 \leq \theta, \phi \leq 1$. Furthermore, choose counter-clockwise orientation on S^1 and in this way any map $f: S^1 \rightarrow T^2$ may be regarded as an element of $\pi_1(T^2)$. In particular, consider the maps $l: S^1 \rightarrow T^2$ and $m: S^1 \rightarrow T^2$ given by

$$m(e^{2\pi i\theta}) = (1, e^{2\pi i\theta})$$

$$l(e^{2\pi i\theta}) = (e^{2\pi i\theta}, 1)$$

where $0 \leq \theta \leq 2\pi$. These two maps represent the two generators of $\pi_1(T^2)$. We define an isomorphism between $\pi_1(T^2)$ and $\mathbb{Z} \oplus \mathbb{Z}$ by sending m to $(0, 1)$ and l to $(1, 0)$. Hence, any class in $\pi_1(T^2)$ can be represented by (n, m) where $n, m \in \mathbb{Z}$. We neglect the base point here because T^2 is path connected. Since $\pi_1(T^2)$ is abelian we also know that the groups $\pi_1(T^2)$ and $H_1(T^2)$ are isomorphic. In other words two closed curves in T^2 are homotopic if and only they are homologous.

4.2. Knots on the Torus. Given a closed curve C on the torus T^2 that represents a class in $\pi_1(T^2)$. Does there exist a simple closed curve C' in T^2 that is homotopic to C ? In other words, when can we represent a homotopy class in $\pi_1(T^2)$ by an embedding in T^2 ? The answer in general is no. For instance we cannot find a simple closed curve that represents the homotopy class $(2, 0)$. On the other hand one can find a simple closed curve that represents the class $(2, 3)$. The following two theorems answer this question.

Theorem 4.1. *The homotopy class (a, b) in $\pi_1(T^2)$ is represented by an embedding $S^1 \rightarrow T^2$ if and only if $a = b = 0$ or $\text{g.c.d.}(a, b) = 1$.*

The previous theorem characterizes simple closed curve on the torus in terms of their homotopy class which in turn is completely determined by two integers that determines how many times this . The next theorem also relates the homotopy classes and isotopy classes of curves on T^2 .

Theorem 4.2. *If two embedded simple closed curves on the torus T^2 are homotopic then they are ambient isotopic.*

In summary, if we are given a homotopy class (a, b) in T^2 such that $a = b = 0$ or $\text{g.c.d.}(a, b) = 1$, then we can represent the class (a, b) by simple closed curve in T^2 . Moreover, given two such representation of this homotopy class (a, b) , then one can find an ambient isotopy on T^2 that takes the first representative to the second one. The proofs of the previous two theorems are omitted and the interested reader is referred to [7] for details.

4.3. The Longitude and the Meridian of an Embedded Torus in S^3 . Let K be an oriented knot in S^3 . Let $N \subset S^3$ be a tubular neighborhood around K , i.e. a solid torus embedded in the 3-sphere whose core is the knot K . It is easiest to think of N as just a thickening of K . Let X denotes the closure of $S^3 - N$. We assume that N is embedded in S^3 so that X is a manifold. In that case it clear that $\partial X = \partial N = T^2$. The Mayer-Vietoris exact sequence for $S^3 = N \cup X$ with $N \cap X = T^2$ reads

$$H_2(S^3) \rightarrow H_1(X \cap N) \rightarrow H_1(X) \oplus H_1(N) \rightarrow H_1(S^3) \quad (4.1)$$

From basic homology we know that $H_1(S^3) = H_2(S^3) = 0$. Moreover, since $X \cap N$ is homeomorphic to a torus then we know from the previous section that $H_1(X \cap N) = \mathbb{Z} \oplus \mathbb{Z}$. Finally, since N is homotopic to the knot K then $H_1(N)$ is isomorphic to \mathbb{Z} hence we can write equation 4.1 as follows :

$$0 \rightarrow \mathbb{Z} \oplus \mathbb{Z} \rightarrow H_1(X) \oplus \mathbb{Z} \rightarrow 0 \quad (4.2)$$

The sequence 4.2 is exact. Hence the middle map is an isomorphism and thus $H_1(X)$ is isomorphic to \mathbb{Z} . We will choose a specific isomorphism between $H_1(X)$ and \mathbb{Z} later in this section. By the Mayer-Vietoris Theorem the isomorphism

$$i_* \oplus j_* : H_1(X \cap N) \rightarrow H_1(X) \oplus H_1(N) \quad (4.3)$$

is given explicitly by $i_* \oplus j_*([c]) = (i_*[c], j_*[c])$ where $i : X \cap N \hookrightarrow X$ and $j : X \cap N \hookrightarrow N$ are the inclusion maps. Note that the map i_* pushes curves on the surface $X \cap N$ into the knot exterior X , and similarly the map j_* pushes curves on $X \cap N$ into the solid torus N .

4.3.1. The meridian. Recall that N is homeomorphic to a solid torus, and its boundary $X \cap N$ is homeomorphic to a torus. We then know that $H_1(X \cap N) \cong \pi_1(T^2)$ is generated by two curves, and by theorem 5.2 each of which can be chosen to be simple and closed. One of these curves, denoted η , can be chosen to encircle the knot K and bound a disk in N . We can further choose the orientation on η so that $lk(K, \eta) = 1$. Because η bounds a disk in N it is null-homologous in N and hence $j_*[\eta] = 0$ in $H_1(N)$. Now, $[\eta]$ represents a generator of $H_1(X \cap N)$, and thus any isomorphism $i_* \oplus j_*$ must map it to a generator in $H_1(X) \oplus H_1(N)$. Using our explicit definition of the map, we see that $i_* \oplus j_*([\eta]) = (i_*[\eta], j_*[\eta]) = (i_*[\eta], 0)$. In other words $i_*[\eta]$ generates the group $H_1(X)$. We use this generator to give a specific isomorphism $H_1(X) \rightarrow \mathbb{Z}$ defined by sending $i_*[\eta]$ to 1. We will refer to the homology class $i_*[\eta]$ in $H_1(X)$ by $[\eta]$.

4.3.2. The preferred longitude. Note that the solid torus N is homotopy equivalent to its core K , allowing us to represent the generator of $H_1(N)$ by the oriented knot itself. We then fix an isomorphism $H_1(N) \rightarrow \mathbb{Z}$ so that maps $[K]$ to 1. In the previous section we defined the isomorphism $H_1(X) \rightarrow \mathbb{Z}$ that sends the the homology class of the curve η to 1 in \mathbb{Z} . Using these two isomorphisms we can construct a specific isomorphism between $H_1(X) \oplus H_1(N)$ and $\mathbb{Z} \oplus \mathbb{Z}$ defined by $(0, [K]) \rightarrow (0, 1)$ and $([\eta], 0) \rightarrow (1, 0)$. We will assume this identification from now on. Since $i_* \oplus j_*$ is an isomorphism, there exists a unique element $[\gamma]$ in $H_1(X \cap N)$ that maps to $(0, 1)$. Since the class $(0, 1)$ is a generator in $H_1(X) \oplus H_1(N)$, then the image element $[\gamma]$ under the isomorphism $(i_* \oplus j_*)^{-1}$ must also be a generator in $H_1(X \cap N)$. Hence, by Theorem 4.1, we can represent the class $[\gamma]$ by a simple closed curve (that will also be denoted γ) on $T^2 \cong X \cap N$. We interpret γ as follows: $i_* \oplus j_*([\gamma]) = (i_*[\gamma], j_*[\gamma]) = (0, 1) \in H_1(X) \oplus H_1(N)$ means that $[\gamma]_X$ is null-homologous in $H_1(X)$ and $[\gamma]_N = [K]$ in $H_1(N)$.

Definition 4.3. Let K be an oriented knot in oriented S^3 with solid torus neighborhood N . A **meridian** η of K is a non-separating simple curve in ∂N that bounds a disk in N . A **preferred longitude** γ of K is a simple closed curve in ∂N that is homologous to K in N and null-homologous in the exterior of K . We record this in the following definition.

The previous discussion about meridian and longitude implies immediately the following result.

Theorem 4.4. Let K be an oriented knot in oriented S^3 with solid torus neighborhood N . Then the following hold :

- The meridian η is a simple closed curve that generates the kernel of the homomorphism $H_1(X \cap N) \rightarrow H_1(N)$.

- The preferred longitude γ is a simple closed curve that generates the kernel of the homomorphism $H_1(X \cap N) \rightarrow H_1(X)$.

From the previous theorem we have the following corollary.

Corollary 4.5. *The median η is characterized by a simple closed curve on $X \cap N$ that bounds a disk in N . On the other hand, the preferred longitude γ is characterized by a simple closed curve on $X \cap N$ that it bounds a surface in X .*

It is important to notice that once we choose the natural orientation as in the construction above, on the meridian and the proffered longitude these curves are unique on T^2 up to ambient isotopy.

Proposition 4.6. *Let K be an oriented knot in S^3 . Let N and X be as before. There exist two oriented curves η and γ unique up to ambient isotopy on $T^2 = X \cap N$ that satisfy the definition above.*

Proof. The existence of the curves has already been established. For the uniqueness suppose that η' is another curve on $X \cap N$ with the same properties of η . Recall that the curve η was a representative of a certain homology class in $H_1(T^2)$ and this homology class is a homology class that generates the kernel of the map $H_1(X \cap N) \rightarrow H_1(N)$ and this kernel is isomorphic to \mathbb{Z} . Hence each of the curves η and η' must be a representative of a generator of kernel and hence $[\eta] = \pm[\eta']$. Now recall the construction of meridian above and notice that we can choose that orientation of η and η' so that $lk(K, \eta) = lk(K, \eta') = 1$. Now with this choice we must have $[\eta] = [\eta']$. Since η and η' are simple closed curves, again by construction, we conclude, by Theorem 4.2, that η and η' are ambient isotopic. Similarly suppose that curve γ' is a curve on $X \cap N$ with the same properties of γ . These two curves are representatives of a generator of the kernel of the map $H_1(X \cap N) \rightarrow H_1(X)$ and hence $[\gamma] = \pm[\gamma']$. The orientation of two curves can be chosen so that they are both parallel to the oriented knot K then we conclude that $[\gamma] = [\gamma']$ and thus, by Theorem 4.2, the curves γ' and γ are ambient isotopic. \square

Remark 4.7. It is worth noting that while a meridian can be defined for a solid torus, a preferred longitude requires a specified embedding of the solid torus into S^3 .

Remark 4.8. The preferred longitude γ is *not* determined completely by saying it is a simple closed curve on ∂N that generates $H_1(N)$. Actually there are infinitely many homology classes of curves on ∂N with this property. In fact a curve that generates $H_1(N)$, and is positively oriented with the knot is usually referred to by the longitude. On the other hand, adding the condition that this curve is also trivial in $H_1(X)$ determines that curve uniquely up to ambient isotopy on N , as we have shown.

4.3.3. Different characterizations of the Meridian and The Preferred Longitude. It is useful to keep have many characterization for the meridian and the longitude. The following theorem summarizes most of the characterization of the meridian.

Theorem 4.9. *Let K be an oriented knot in oriented S^3 and let X and N be defined as before. Suppose that η is essential in ∂N , then the following are equivalent:*

- (1) η is homologically trivial in N ,
- (2) η is homotopically trivial in N ,
- (3) η bounds a disk in N .

The choice of a meridian of a knot does not include any ambiguity. However, the choice of a preferred longitude needs more care. There is an easy characterization for the preferred framing given in terms of the linking number. This characterization is recorded in Theorem 4.10.

Theorem 4.10. *The preferred longitude γ of knot K in S^3 is characterized by a simple closed curve on N such that $lk(\gamma, K) = 0$.*

Proof. Viewing $[\gamma]_X$ as an element in X we can write $[\gamma]_X = n[\eta]$ where $[\eta]$ is the generator of $H_1(X)$ and n is some integer. The integer n is, by the definition of the linking number, is $lk(\gamma, K)$. If $[\eta]$ is a preferred longitude then by definition $[\gamma]_X = 0$ and hence $lk(\gamma, K) = 0$. On the other hand, if $lk(\gamma, K) = 0$ then $[\gamma]_X = 0$ and hence the result follows. \square

4.4. The relation between the longitudes and the framings of a knot. In this section we link the notions of longitudes and framings of a knot. Let K be a knot in S^3 . Every framing of K gives rise to a longitude of K on the $X \cap N$ and vice versa. We first show that the zero-framing corresponds to the longitude.

Choose an orientation for the knot K . We know that $H_1(S^3 \setminus K) = H_1(X) = \mathbb{Z}$. We can pick this generator to be $[\eta]$ the meridian of the tubular neighborhood around K . Choose a framing V for K . We know that this framing gives rise to another knot K' that is linked with K and the linking number between K and K' is precisely the framing integer determined by the framing V . Now the curve K' represents an element of $H_1(S^3 \setminus K) = H_1(X)$ and hence it can be written as $m[\eta]_X$ for some integer m . However this number is by definition $lk(K', K)$ and hence this number is the precisely the framing integer. We conclude that every framing corresponds to some integer m in the homology of the exterior of the knot K . In particular the zero-framing corresponds to the integer 0 and hence the linking number zero. Thus, by the definition of the preferred longitude, the zero-framing of a knot K corresponds to the preferred longitude γ of a tubular neighborhood of the knot K . We have proven the following Theorem.

Theorem 4.11. *Let K be a zero-framed knot in S^3 . Suppose that N is a tubular neighborhood of the knot K that intersect the ribbon of K in a simple closed curve γ , then γ is precisely the preferred longitude γ of a tubular neighborhood of the knot K .*

The previous theorem can be generalized to characterize any framing for a given knot. To see this let K be a framed knot and let N be its tubular neighborhood and X its exterior, then K intersects the torus ∂N in a simple closed curve, say d that winds m' times around the meridian and 1 time around the longitude and thus it can be represented by $d = m'[\eta] + [\gamma]$. See Figure 15. We want to show that m' is precisely the framing integer of K . Recall that the framing number is the self-linking number of K which is by definition $lk(d, K)$.




FIGURE 15. The curve d is obtained by the intersection of the framed knot K with the torus ∂N .

To this end consider the image of the curve d under the isomorphism $i_* \oplus j_*$. This can be seen to be $i_* \oplus j_*(m'[\eta] + [\gamma]) = m' \cdot i_* \oplus j_*[\eta] + (i_* \oplus j_*([\gamma])) = m' \cdot (i_*[\eta], j_*([\eta])) + (i_*[\gamma], j_*([\gamma])) = m'(1, 0) + (0, 1) = (m', 1) = (m' \cdot i_*[\eta], j_*([\gamma])) \in H_1(X) \oplus H_1(N)$ and thus $[d]_X = m' \cdot i_*[\eta] = m' \cdot [\eta]_X$ and hence, by the definition of the linking number, m' must be $lk(d, K)$ and we are done.

5. SEIFERT SURFACES AND ZERO-FRAMED KNOTS

In this section we give the Seifert framing which is a type of framing that can be associated with a knot K . We prove that this framing can be used to characterize the zero framing of a knot.

Definition 5.1. Given a Seifert surface for a knot, the associated *Seifert framing* is obtained by taking a vector field perpendicular to the knot and inward tangent to the Seifert surface.

Seifert framing provides a useful characterization for the zero-framing of a knot.

Theorem 5.2. *The self-linking number obtained from a Seifert framing is always zero.*

Proof. Suppose that N is a tubular neighborhood of a knot K and X its exterior. Let S be the Seifert of K and let K' be the intersection curve $\partial N \cap S$. It is clear that K' is a simple closed curve on ∂N . The curve K' bounds the Seifert surface S in X and hence it is trivial in $H_1(X)$. Thus, K' is precisely the preferred longitude and by Theorem 4.11 we conclude that $lk(K', K) = 0$. Hence the framing obtained from the Seifert surface is zero. \square

Alternatively, the previous theorem can be seen to be true by utilizing a different definition of the linking number. Namely, let K and K' as stated in the previous theorem. Recall that $lk(K, K') = S.K'$ where $S.K'$ is the intersection number between the surface S and the knot K' . From the way we construct K' we see the intersection number between S and K' is zero. It is worth mentioning here that even though it looks as if there are infinitely many intersections between S and K' , but these intersections are not transverse intersections they do not contribute to the number $S.K'$. In other words, one needs to push the surface S a little bit away back from the knot K' so that it does not intersect with K' .

REFERENCES

- [1] Hansjörg Geiges, *An introduction to contact topology*, Cambridge Studies in Advanced Mathematics, vol. 109, Cambridge University Press, Cambridge, 2008. MR2397738
- [2] Louis H. Kauffman, *An invariant of regular isotopy*, Trans. Amer. Math. Soc. **318** (1990), no. 2, 417–471, doi: 10.2307/2001315. MR958895
- [3] W. B. Raymond Lickorish, *An introduction to knot theory*, Graduate Texts in Mathematics, vol. 175, Springer-Verlag, New York, 1997. MR1472978
- [4] H. R. Morton, *Knots, satellites and quantum groups*, Introductory lectures on knot theory, Ser. Knots Everything, vol. 46, World Sci. Publ., Hackensack, NJ, 2012, pp. 379–406, doi: 10.1142/9789814313001_0014. MR2885241
- [5] James R. Munkres, *Topology: a first course*, Prentice-Hall, Inc., Englewood Cliffs, N.J., 1975. MR0464128
- [6] K. Reidemeister, *Knotentheorie*, Springer-Verlag, Berlin-New York, 1974 (German). Reprint. MR0345089
- [7] Dale Rolfsen, *Knots and links*, Mathematics Lecture Series, vol. 7, Publish or Perish, Inc., Houston, TX, 1990. Corrected reprint of the 1976 original. MR1277811
- [8] H. Seifert, *Über das Geschlecht von Knoten*, Math. Ann. **110** (1935), no. 1, 571–592, doi: 10.1007/BF01448044 (German). MR1512955

DEPARTMENT OF MATHEMATICS, UNIVERSITY OF SOUTH FLORIDA, TAMPA, FL 33620, U.S.A.
E-mail address: emohamed@math.usf.edu

DEPARTMENT OF COMPUTER SCIENCE, OHIO STATE UNIVERSITY, COLUMBUS, OH 43210 USA
E-mail address: mhajij1@math.lsu.edu

DEPARTMENT OF MATHEMATICS, LOUISIANA STATE UNIVERSITY, BATON ROUGE, LA 70803 USA
E-mail address: KyleIstvan@gmail.com