

Simultaneous FPQ-Ordering and Hybrid Planarity Testing*

Giuseppe Liotta¹, Ignaz Rutter², Alessandra Tappini¹

¹ Dipartimento di Ingegneria, Università degli Studi di Perugia, Italy
 giuseppe.liotta@unipg.it, alessandra.tappini@studenti.unipg.it

² Department of Computer Science and Mathematics, University of Passau, Germany
 rutter@fim.uni-passau.de

Abstract. We study the interplay between embedding constrained planarity and hybrid planarity testing. We consider a constrained planarity testing problem, called 1-FIXED CONSTRAINED PLANARITY, and prove that this problem can be solved in quadratic time for biconnected graphs. Our solution is based on a new definition of fixedness that makes it possible to simplify and extend known techniques about SIMULTANEOUS PQ-ORDERING. We apply these results to different variants of hybrid planarity testing, including a relaxation of NODETRIX PLANARITY with fixed sides, that allows rows and columns to be independently permuted.

1 Introduction

A *flat clustered graph* (G, S) consists of a graph G and a set S of vertex disjoint subgraphs of G called *clusters*. An edge connecting two vertices in different clusters is an *inter-cluster edge* while an edge with both end-vertices in a same cluster is an *intra-cluster edge*. A *hybrid representation* of (G, S) is a drawing of the graph that adopts different visualization paradigms to represent the clusters and to represent the inter-cluster edges. For example, Fig. 1(a) depicts a flat clustered graph and Fig. 1(b) shows a NODETRIX representation of this graph.

A NODETRIX *representation* is a hybrid representation of a flat clustered graph where the clusters are depicted as adjacency matrices and the inter-cluster edges are drawn according to the node-link paradigm. NODETRIX representations have been introduced to visually explore non-planar networks by Henry et al. [11] in one of the most cited papers of the InfoVis conference [1]. They have been intensively studied in the last few years, see e.g. [5,6,9,10].

POLYLINK representations are a generalization of NODETRIX representations. In a POLYLINK representation every vertex of each cluster has two copies that lie on opposite sides of a convex polygon (in a NODETRIX representation the polygon is a square). For example, Fig. 1(c) shows a planar POLYLINK representation of the graph of Fig. 1(a).

* Work partially supported by: MIUR, grant 20174LF3T8 AHeAD: efficient Algorithms for HARnessing networked Data; Dip. Ingegneria Univ. Perugia, grants RICBASE2017WD-RICBA18WD: “Algoritmi e sistemi di analisi visuale di reti complesse e di grandi dimensioni”; German Science Found. (DFG), grant Ru 1903/3-1.

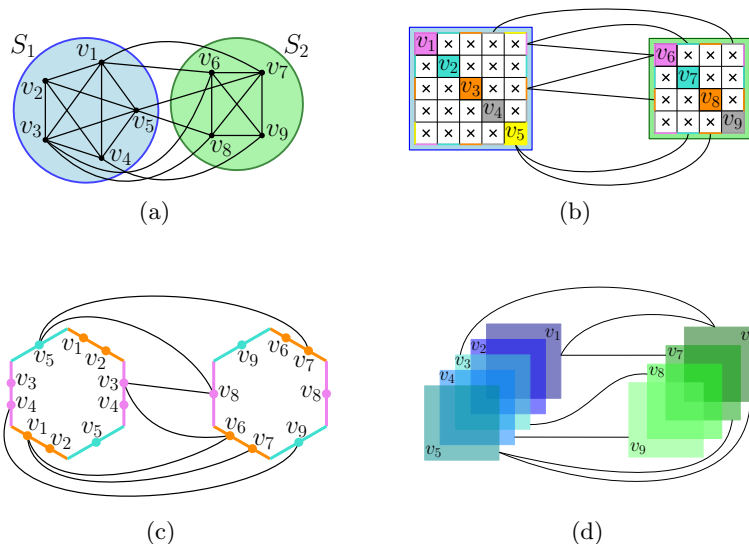


Fig. 1. (a) A flat clustered graph (G, S) . Clusters S_1 and S_2 are highlighted. (b) A NODETRIX representation of (G, S) . (c) A POLYLINK representation of (G, S) . (d) An intersection-link representation of (G, S) .

Intersection-link representations are another example of hybrid representations: Each vertex of (G, S) is a simple polygon and two polygons overlap if and only if there is an intra-cluster edge connecting them [3,4]. Fig. 1(d) is an intersection-link representation with unit squares.

Given a flat clustered graph (G, S) and a hybrid representation paradigm, it makes sense to ask whether (G, S) is *hybrid planar*, that is, whether (G, S) admits a drawing in the given paradigm such that no two inter-cluster edges cross. In general terms, hybrid planarity testing is a more challenging problem than “traditional” planarity testing. Hybrid representations allow more than one copy for each vertex, which facilitates the task of avoiding edge crossings but makes the problem of testing the graph for planarity combinatorially more complex.

Hybrid planarity testing can be studied both in the “fixed sides scenario” and in the “free sides scenario”. Let $e = (u, v)$ be an inter-cluster edge where u is a vertex of cluster $C_u \in S$ and v is a vertex of cluster $C_v \in S$. The fixed sides scenario specifies the sides of the geometric objects representing C_u and C_v to which edge e is incident; the free sides scenario allows the algorithm to choose the sides of incidence of edge e . Note that what makes the problem challenging even in the fixed sides scenario is that one can permute the different copies of the vertices along the side to which e is incident. For example, in the NODETRIX PLANARITY testing with fixed sides it is specified whether e is incident to the top, bottom, left, or right copy of u in the matrix representing C_u , and to the top, bottom, left, or right copy of v in the matrix representing C_v .

This paper studies different variants of hybrid planarity testing in the fixed sides scenario. It adopts a unified approach that models these problems as instances of a suitably defined constrained planarity testing problem on a graph G . The constrained planarity problem specifies for each vertex v which cyclic orders for the edges of G incident to v are allowed. Choosing an order for a vertex of G influences the allowed orders for other vertices of G ; such dependencies between different allowed orders are expressed by a directed acyclic graph (DAG) whose nodes are FPQ-trees (a variant of PQ-trees). Our contribution is as follows:

- We introduce and study 1-FIXED CONSTRAINED PLANARITY and show that this problem can be solved in quadratic time for biconnected graphs, by modeling it as an instance of SIMULTANEOUS FPQ-ORDERING. 1-FIXED CONSTRAINED PLANARITY generalizes the partially PQ-constrained planarity testing problem studied by Bläsius and Rutter [7]. Our solution exploits a new definition of fixedness that simplifies and extends results of [7].
- We show that a relaxation of NODETRIX PLANARITY with fixed sides, that allows the rows and the columns of the matrices to be independently permuted, can be modeled as an instance of 1-FIXED CONSTRAINED PLANARITY, and hence it can be solved in quadratic time if the multi-graph obtained by collapsing the clusters to single vertices is biconnected. It may be worth recalling that NODETRIX PLANARITY with fixed sides is NP-complete in general, but it is linear-time solvable if the rows and the columns of each matrix cannot be permuted [9]. Therefore it makes sense to further explore the conditions under which the problem is polynomially tractable.
- We introduce POLYLINK representations and we show that biconnected instances of POLYLINK PLANARITY with fixed sides can be solved in quadratic time. As a byproduct, we obtain that a special instance of intersection-link planarity, called *clique planarity with fixed sides*, can be solved in quadratic time. Note that clique planarity is known to be NP-complete in general [3]. We remark that POLYLINK PLANARITY becomes equivalent to NODETRIX PLANARITY if the polygons have maximum size four and each side is associated with the same set of vertices.

The rest of the paper is organized as follows. Section 2 reports preliminary definitions. In Section 3 we study the 1-FIXED CONSTRAINED PLANARITY testing problem and show that it can be solved in quadratic time for biconnected graphs. In Section 4 we model the ROW-COLUMN INDEPENDENT NODETRIX PLANARITY testing problem as an instance of 1-FIXED CONSTRAINED PLANARITY; we also introduce the notion of POLYLINK representations and we show their relation with other hybrid representation paradigms.

2 Preliminaries

PQ-trees: A *PQ-tree* is a data structure that represents a family of permutations on a set of elements [8]. In a PQ-tree, each element is represented by a leaf node, and each non-leaf node is either a *P-node* or a *Q-node*. The children of a

P-node can be arbitrarily permuted, while the order of the children of a Q-node is fixed up to a reversal. Three main operations are defined on PQ-trees [7,8]. Let T be a PQ-tree and let L be the set of its leaves. Given $S \subseteq L$, the *projection of T to S* , denoted as $T|_S$, is a PQ-tree T' that represents the orders of S allowed by T , such that T' contains only the leaves of T that belong to S . T' is obtained from T by removing all leaves not in S and simplifying the result, where simplifying means, that former inner nodes now having degree 1 are removed iteratively and that degree-2 nodes together with both incident edges are iteratively replaced by single edges. The *reduction of T with S* , denoted as $T+S$, is a PQ-tree T' that represents only the orders represented by T where the leaves of S are consecutive. A Q-node in $T+S$ can determine the orientation of several Q-nodes of T , while if we consider a P-node μ' in $T+S$, there is exactly one P-node μ in T that depends on μ' . We say that μ' *stems from* μ . Given two PQ-trees T_1 and T_2 , the *intersection of T_1 and T_2* , denoted as $T_1 \cap T_2$, is a PQ-tree T' representing the orders of L represented by both T_1 and T_2 . If T_1 and T_2 have the same leaves, their intersection is obtained by applying to T_2 a sequence of reductions with subsets of leaves whose orders are given by T_1 [7].

Simultaneous PQ-Ordering: An instance of SIMULTANEOUS PQ-ORDERING [7] is a DAG of PQ-trees that establishes relations between each parent node and its children nodes. Informally, the DAG imposes that the order of the leaves of a parent node must be “in accordance with” the order of the leaves of its children. More formally, let $N = \{T_1, \dots, T_k\}$ be a set of PQ-trees whose leaves are $L(T_1), \dots, L(T_k)$, respectively. Let $\mathcal{I} = (N, Z)$ be a DAG with vertex set N and such that every arc in Z is a triple $(T_i, T_j; \varphi)$ where T_i is the tail vertex, T_j is the head vertex, and $\varphi : L(T_j) \rightarrow L(T_i)$ is an injective mapping from the leaves of T_j to the leaves of T_i ($1 \leq i, j \leq k$). Given two cyclic orders O_i and O_j defined by T_i and T_j , respectively, we say that O_i *extends* $\varphi(O_j)$ if $\varphi(O_j)$ is a suborder of O_i . The SIMULTANEOUS PQ-ORDERING problem asks whether there exist cyclic orders O_1, \dots, O_k of $L(T_1), \dots, L(T_k)$, respectively, such that for each arc $(T_i, T_j; \varphi) \in Z$, O_i extends $\varphi(O_j)$. Let $(T_i, T_j; \varphi)$ be an arc in Z . An internal node μ_i of T_i is *fixed by* an internal node μ_j of T_j (and μ_j *fixes* μ_i in T_i) if there exist leaves $x, y, z \in L(T_j)$ and $\varphi(x), \varphi(y), \varphi(z) \in L(T_i)$ such that (i) removing μ_j from T_j makes x, y , and z pairwise disconnected in T_j , and (ii) removing μ_i from T_i makes $\varphi(x), \varphi(y)$, and $\varphi(z)$ pairwise disconnected in T_i .

An instance $\mathcal{I} = (N, Z)$ of SIMULTANEOUS PQ-ORDERING is *normalized* if, for each arc $(T_i, T_j; \varphi) \in Z$ and for each internal node $\mu_j \in T_j$, tree T_i contains exactly one node μ_i that is fixed by μ_j . Every instance of SIMULTANEOUS PQ-ORDERING can be normalized by means of an operation called the *normalization* [2,7], which is defined as follows. Consider each arc $(T_i, T_j; \varphi) \in Z$ and replace T_j with $T_i|_{\varphi(L(T_j))} \cap T_j$ in \mathcal{I} , that is, replace tree T_j with its intersection with the projection of its parent T_i to the set of leaves of T_i obtained by applying mapping φ to the leaves $L(T_j)$ of T_j . Consider a normalized instance $\mathcal{I} = (N, Z)$. Let μ be a P-node of a PQ-tree T with parents T_1, \dots, T_p and let $\mu_i \in T_i$ be the unique node in T_i , with $1 \leq i \leq p$, fixed by μ . The *fixedness* of μ is defined as $\text{fixed}(\mu) = \omega + \sum_{i=1}^p (\text{fixed}(\mu_i) - 1)$, where ω is the number of children of

T containing a node that fixes μ . A P-node μ is *k-fixed* if $\text{fixed}(\mu) \leq k$. Also, instance \mathcal{I} is *k-fixed* if all the P-nodes of any PQ-tree $T \in N$ are *k-fixed*.

FPQ-trees: An *FPQ-tree* is a PQ-tree where, for some of the Q-nodes, the reversal of the permutation described by their children is not allowed. To distinguish these Q-nodes from the regular Q-nodes, we call them *F-nodes* [12]. The study of Bläsius and Rutter on SIMULTANEOUS PQ-ORDERING also considers the case in which the permutations described by some of the Q-nodes are totally fixed, hence the results given in [7] for SIMULTANEOUS PQ-ORDERING also hold when the nodes of the input DAG are FPQ-trees. In the rest of the paper we talk about SIMULTANEOUS FPQ-ORDERING to emphasize the presence of F-nodes, since they play an important role in our applications of hybrid planarity testing.

Embedding DAG: Let G be a biconnected planar graph and let \mathcal{T} be an SPQR-decomposition tree of G . The *embedding DAG of G* , denoted as \mathcal{D} , describes for each vertex $v \in V$, the cyclic orders in which its incident edges appear in any planar embedding of G . These cyclic orders can be described by looking at the SPQR-decomposition tree of G . We can “translate” an SPQR-decomposition tree \mathcal{T} of G into a set of PQ-trees (the embedding trees), which represent the same combinatorial embeddings as the ones defined by \mathcal{T} [7, Section 2.5]. Note that the cyclic orders around a vertex depend in general on the cyclic orders of the edges around other vertices.

Bläsius and Rutter describe how to express such dependencies and all the planar embeddings of a graph into a DAG of PQ-trees by describing and exploiting the relation between PQ-trees and SPQR-trees [7, Section 4.1]. The obtained DAG of PQ-trees is the embedding DAG \mathcal{D} , whose size is linear in the size of the SPQR-tree \mathcal{T} , and thus linear in the size of G itself. \mathcal{D} has an embedding tree $T(v)$ for each vertex v of G , and other PQ-trees are connected to $T(v)$ in order to encode the dependencies with the cyclic orders of other vertices. Figure 2(b) shows an SPQR-decomposition tree of the graph G in Figure 2(a), while Figure 2(c) shows the embedding DAG \mathcal{D} of the graph G in Figure 2(a), which encodes all the embedding constraints for the graph G . Note that \mathcal{D} has only P- and Q-nodes.

For example, $T(v_1)$ in Figure 2(c) is a PQ-tree that describes all the possible cyclic orders that the edges incident to v_1 can have in a planar embedding of the graph G in Figure 2(a): Edges b and c can be arbitrarily permuted, as well as edges d and k , while a cannot be found between b and c . The node δ^I in $T(v_2)$ and the node δ^{II} in $T(v_5)$ are two *consistent* P-nodes, which means that in any planar embedding of G , if edge i is encountered after edge j in counter-clockwise order around v_2 , then edge i must be encountered before edge j in counter-clockwise order around v_5 . This constraint depends on the fact that v_2 and v_5 are the poles of a same triconnected component of G , highlighted in gray in Figure 2(a). This constraint is described by the PQ-tree $P(\delta)$ and by the two edges that are directed from $T(v_2)$ to $P(\delta)$ and from $T(v_5)$ to $P(\delta)$; one of these edges is labeled as *reversing* because the orders of the edges around the two vertices must be opposite to one another. The injective mapping between source PQ-trees and sink PQ-trees of \mathcal{D} is not shown in Figure 2(c), but the starting

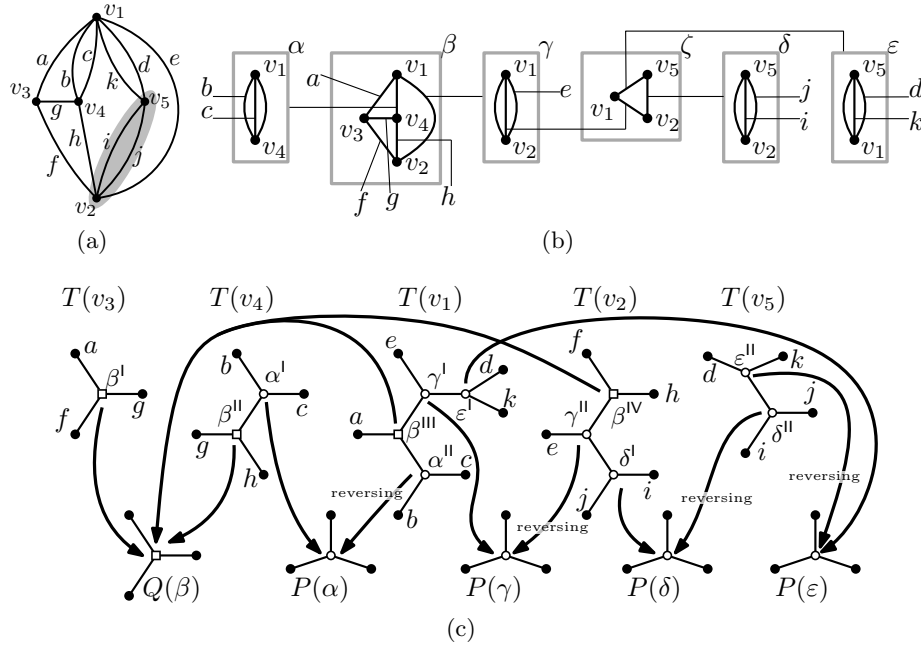


Fig. 2. (a) A biconnected planar graph G . (b) An SPQR-decomposition tree of G . (c) The embedding DAG \mathcal{D} of G . P-nodes are depicted as circles, while Q-nodes are boxes.

points of the arcs suggest which mappings are suitable. For example, a suitable mapping is between the three leaves b , c , and g of $T(v_4)$ and the three leaves of $P(\alpha)$; while a suitable mapping between $T(v_4)$ and $Q(\beta)$ maps g , h and b to the leaves of $Q(\beta)$.

3 Fixedness and 1-Fixed Constrained Planarity

Bläsius and Rutter in [7] show that normalized instances of SIMULTANEOUS FPQ-ORDERING can be solved in quadratic time if they are 2-fixed. In their applications, all instances are already normalized (or have a very simple structure) so that it is easy to verify whether an instance is 2-fixed. The difficulty of applying their result to other contexts is that if the instances are not normalized, it is quite technical to understand the structure of the normalized instance and to check whether it is 2-fixed. In this section we present a new definition of fixedness that does no longer require the normalization as a preliminary step to check whether an instance of SIMULTANEOUS FPQ-ORDERING is 2-fixed. This definition, given in Section 3.1 together with the notion of joinable instances, significantly simplifies the application of SIMULTANEOUS FPQ-ORDERING. In Section 3.2 we discuss the impact of this definition to efficiently solve a constrained planarity testing problem, called 1-FIXED CONSTRAINED PLANARITY.

3.1 A New Definition of Fixedness

Definition 1. Let $\mathcal{I} = (N, Z)$ be an instance of SIMULTANEOUS FPQ-ORDERING and let μ be a P-node of an FPQ-tree that belongs to a node v of \mathcal{I} . The fixedness of μ is denoted as $\text{fixed}(\mu)$. Let ω be the number of children of v fixing μ . If v is a source, we define $\text{fixed}(\mu) = \omega$. If v is not a source, let p be the number of parent nodes T_1, \dots, T_p of v in \mathcal{I} . For $i = 1, \dots, p$, let F_i be the set of P-nodes of T_i that is fixed by μ . If $|F_i| = 0$ for some $i = 1, \dots, p$, then $\text{fixed}(\mu) = 0$, otherwise $\text{fixed}(\mu) = \omega + \sum_{i=1}^p \max_{\nu \in F_i} (\text{fixed}(\nu) - 1)$. The P-node μ is k -fixed if $\text{fixed}(\mu) \leq k$. Instance \mathcal{I} is k -fixed if all P-nodes of FPQ-trees $T \in N$ are k -fixed.

We remark that Definition 1 coincides with the notion of fixedness given in [7] (see Section 2) if we restrict ourselves to normalized instances. Namely, in a normalized instance, $|F_i| = 1$ for $i = 1, \dots, p$, and the maximum vanishes.

Lemma 1. Let \mathcal{I} be an instance of SIMULTANEOUS FPQ-ORDERING and let \mathcal{I}' be the normalization of \mathcal{I} . Then $\text{fixed}(\mathcal{I}') \leq \text{fixed}(\mathcal{I})$.

Proof. We recall that normalizing an arc $(T, T'; \varphi)$ of an instance of SIMULTANEOUS FPQ-ORDERING means replacing T' by $T'' = T|_{\varphi(L(T'))} \cap T'$, i.e., we first project T to the leaves of T' , which yields a tree T^* whose leaves bijectively correspond to those of T' and then intersect T^* and T' to obtain T'' . In this way, any restrictions that T imposes on the ordering of the leaves of T' are transferred to T'' , which thus represents exactly those orders of T' that can be extended to T . The normalization process executes this in top-down fashion for each arc of the instance, thus giving a sequence of instances $\mathcal{I} = \mathcal{I}_0, \mathcal{I}_1, \mathcal{I}_2, \dots, \mathcal{I}_m = \mathcal{I}'$, where m is the number of arcs of \mathcal{I} [7]. We prove that $\text{fixed}(\mathcal{I}_{i+1}) \leq \text{fixed}(\mathcal{I}_i)$ for $i = 0, \dots, m - 1$, which implies the claim of the lemma.

Assume that \mathcal{I}_{i+1} is obtained from \mathcal{I}_i by normalizing an arc $(T, T'; \varphi)$ to $(T, T''; \varphi)$. Let μ'' be a P-node of T'' . Since T'' is obtained by applying to T^* a sequence of reductions with subsets of leaves whose orders are given by T' , we have that μ'' stems from a single P-node μ' of T' . We have the following claim.

Claim. $\text{fixed}(\mu'') \leq \text{fixed}(\mu')$

We first show that by using this claim, the inductive step of the lemma follows and then prove the claim. The fixedness of a node μ depends on the number of children fixing it, as well as, for each parent in which it fixes a P-node the maximum fixedness of those P-nodes. First observe that, whether a P-node μ of some arbitrary FPQ-tree T_1 is fixed by one of its children T_2 or not depends solely on the set of leaves $L(T_2)$ and not on any other structural considerations. Since the normalization of an arc does not change the leaf set of any tree, for each P-node not in T'' the number of children fixing it does not change. For a P-node μ'' of T'' , any child that fixes μ'' also fixes the node μ' it stems from, and therefore the number w'' of children fixing μ'' is upper-bounded by the number w' of children fixing μ' . Therefore, if a P-node ν not in T'' increases its fixedness, this is due to a parent FPQ-tree containing a P-node ν' that is fixed by ν for

which $\text{fixed}(\nu')$ increased by the normalization. Traversing the DAG upwards, in this way, we eventually find a P-node μ'' of T'' that is responsible for the increase in fixedness. But then, before the normalization, the fixedness of the node μ' from which μ'' stems was used to compute the fixedness of the corresponding child. The claim implies that this fixedness is greater than or equal to the new value that is used to determine the fixedness. This contradicts the assumption that the fixedness of ν increased.

It remains to prove the claim. As argued above, the numbers ω' and ω'' of children of T' and T'' that fix μ' and μ'' , respectively, satisfy $\omega'' \leq \omega'$. Similarly, let p' and p'' be the number of parent nodes for which a P-node is fixed by T' and T'' , respectively. In particular, T' and T'' fix P-nodes from the same parent trees $T_1, \dots, T_{p'}$. Let F'_i and F''_i denote the sets of P-nodes of T_i that are fixed by μ' and μ'' , respectively. Again, since μ'' stems from μ' , it follows that $F''_i \subseteq F'_i$ for $i = 1, \dots, p'$. Moreover, the fixedness of the nodes in the sets F'_i did not increase, since they are not descendants of T'' . Therefore the claim follows. \square

By Lemma 1, it suffices to check the 2-fixedness of a non-normalized instance of SIMULTANEOUS FPQ-ORDERING to conclude that it can be solved in quadratic time by exploiting [7, Theorems 3.11, 3.16]. We now further simplify the applicability of the result.

Let $\mathcal{I} = (N, A)$ be an instance of SIMULTANEOUS FPQ-ORDERING. We denote by $\text{source}(\mathcal{I})$ the set of sources of \mathcal{I} . A solution of an instance $\mathcal{I} = (N, A)$ of SIMULTANEOUS FPQ-ORDERING determines a tuple of cyclic orders $(O_v)_{v \in N}$. In many cases, we are only interested in the cyclic orders at the sources, and we therefore define $\text{sol}(\mathcal{I}) = \{(O_v)_{v \in \text{source}(\mathcal{I})} \mid \mathcal{I} \text{ has a solution } (O'_v)_{v \in N} \text{ with } O_v = O'_v \text{ for } v \in \text{source}(\mathcal{I})\}$. We say that an instance \mathcal{I} has *P-degree* k if every node whose FPQ-tree contains a P-node has at most k parents. Let \mathcal{I} and \mathcal{I}' be two instances of SIMULTANEOUS FPQ-ORDERING such that there exists a bijective mapping M between the sources of \mathcal{I} and the sources of \mathcal{I}' with $L(M(T)) = L(T)$ for each source T of \mathcal{I} . We call \mathcal{I} and \mathcal{I}' *joinable*. The *join DAG* of \mathcal{I} and \mathcal{I}' is the instance $\mathcal{I} \bowtie \mathcal{I}'$ obtained by replacing, for each source node T of \mathcal{I} (and each corresponding source node $M(T)$ of \mathcal{I}'), the nodes T (and $M(T)$) by $T \cap M(T)$ and identifying the respective nodes of \mathcal{I} and \mathcal{I}' . By construction, it is $\text{sol}(\mathcal{I} \bowtie \mathcal{I}') = \text{sol}(\mathcal{I}) \cap \text{sol}(\mathcal{I}')$.

Lemma 2. *Let \mathcal{I} and \mathcal{I}' be joinable instances of SIMULTANEOUS FPQ-ORDERING with P-degree at most 2 and such that their associated DAGs each have height 1. If both \mathcal{I} and \mathcal{I}' are 1-fixed, then $\mathcal{J} = \mathcal{I} \bowtie \mathcal{I}'$ is 2-fixed.*

Proof. By construction, the height of \mathcal{J} is 1, i.e., each node is either a source or a sink. We show that the fixedness of each P-node of an FPQ-tree of \mathcal{J} is at most 2. We treat the sources and sinks separately. Let μ be a P-node of a source T of \mathcal{J} . Since T is the intersection of a source S of \mathcal{I} with a source S' of \mathcal{I}' , it follows that μ stems from a single P-node ν of S and from a single P-node ν' of S' . Clearly, any child of \mathcal{I} that fixes μ must either have fixed ν or ν' . Hence, $\text{fixed}(\mu) \leq \text{fixed}(\nu) + \text{fixed}(\nu') \leq 2$ since \mathcal{I} and \mathcal{I}' are 1-fixed.

Let now μ be a P-node of a sink T of \mathcal{J} that has at least one parent (otherwise T would be a source). Due to the above, P-nodes of all sources are at most 2-fixed. Hence $\text{fixed}(\nu) - 1 \leq 1$ for each P-node ν of a parent that is fixed by μ . Since \mathcal{I} and \mathcal{I}' have P-degree at most 1, T has at most two parents. It hence follows that $\text{fixed}(\mu) \leq 2$. \square

3.2 1-Fixed Constrained Planarity

Let $G = (V, E)$ be a biconnected planar graph, let $v \in V$ be a vertex, and let $E(v)$ be the edges of G incident to v . A *1-fixed constraint* $\mathcal{C}(v)$ for v is a 1-fixed instance of SIMULTANEOUS FPQ-ORDERING such that it has P-degree at most 2 and it has a single source whose FPQ-tree has the edges in $E(v)$ as its leaves. The following property is implied by [7, Section 4.1].

Property 1. For each vertex v of G , $\mathcal{D}(v)$ is a 1-fixed constraint.

Let \mathcal{E} be an embedding of G and let $\mathcal{E}(v)$ be the cyclic order that \mathcal{E} induces on the edges around v . We say that embedding \mathcal{E} *satisfies* constraint $\mathcal{C}(v)$ if there exists a solution for $\mathcal{C}(v)$ such that the order of the source is $\mathcal{E}(v)$.

Given a graph G and a 1-fixed constraint for each vertex of G , the 1-FIXED CONSTRAINED PLANARITY testing problem asks whether G is *1-fixed constrained planar*, i.e., it admits a planar embedding that satisfies all the constraints.

Theorem 1. *Let $G = (V, E)$ be a biconnected planar graph with n vertices, and for each $v \in V$ let $\mathcal{C}(v)$ be a 1-fixed constraint. 1-FIXED CONSTRAINED PLANARITY can be tested in $O(n^2)$ time.*

Proof. Let \mathcal{D} be the embedding DAG of G , where $\text{sol}(\mathcal{D})$ corresponds bijectively to the rotation systems of the planar embeddings of G [7]. The embedding DAG $\mathcal{D}(v)$ of a vertex $v \in V$ is such that $\text{sol}(\mathcal{D}(v))$ corresponds bijectively to the cyclic orders that the planar embeddings of G induce around v . Let \mathcal{C} denote the instance of SIMULTANEOUS FPQ-ORDERING that is the disjoint union $\bigcup_{v \in V} \mathcal{C}(v)$, and observe further that $\text{sol}(\mathcal{C})$ are precisely the rotations at vertices that satisfy all the constraints $\mathcal{C}(v)$. Observe further that \mathcal{D} and \mathcal{C} are joinable, and $\text{sol}(\mathcal{D} \bowtie \mathcal{C})$ are exactly the rotation systems of planar embeddings of G that satisfy all the constraints $\mathcal{C}(v)$, $v \in V$. By Property 1, both \mathcal{D} and \mathcal{C} are 1-fixed, have height 1 and P-degree at most 2. Therefore, by Lemma 2 $\mathcal{J} = \mathcal{D} \bowtie \mathcal{C}$ is 2-fixed and by Lemma 1 also the normalization of \mathcal{J} is 2-fixed. It follows that the normalization of \mathcal{J} can be solved in $O(n^2)$ time [7, Theorems 3.11, 3.16]. The overall result follows from the fact that \mathcal{D} and \mathcal{C} have size linear in n and their normalization can be computed in linear time [7, Lemma 3.12]. \square

4 Hybrid Planarity Testing Problems

In this section, we study the interplay between hybrid planarity testing problems and 1-FIXED CONSTRAINED PLANARITY. We consider a variant of the NODATRIX paradigm in Section 4.1, and we study POLYLINK representations in Section 4.2, which include special cases of intersection-link representations [3].

4.1 The Row-Column Independent NodeTrix Planarity Problem

We recall that in a NODETRIX representation each cluster is represented as an adjacency matrix, while the inter-cluster edges are simple curves connecting the corresponding matrices and not crossing any other matrix [9,10,11]. A NODETRIX *graph* is a flat clustered graph with a NODETRIX representation. For example, Fig. 1(b) is a NODETRIX representation of the graph in Fig. 1(a); note that in this representation for every vertex there are four segments, one for each side of the matrix, to which inter-cluster edges can be connected. A NODETRIX representation is said to be *with fixed sides* if the sides of the matrices to which the inter-cluster edges must be incident are given as part of the input.

The NODETRIX PLANARITY testing problem with fixed sides is NP-hard [9], and it is fixed parameter tractable with respect to the maximum size of clusters and to the branchwidth of the graph obtained by collapsing each cluster into a single vertex, as shown in [10,12]. NODETRIX PLANARITY with fixed sides is known to be solvable in linear time when rows and columns are not allowed to be permuted [9]. This naturally raises the question about whether a polynomial-time solution exists also for less constrained versions of NODETRIX PLANARITY.

We study the scenario in which the permutations of rows and columns can be chosen independently. Namely, we introduce a relaxed version of NODETRIX PLANARITY with fixed sides, called ROW-COLUMN INDEPENDENT NODETRIX PLANARITY (RCI-NT PLANARITY for short). RCI-NT PLANARITY asks whether a flat clustered graph admits a planar NODETRIX representation in the fixed sides scenario, but it allows to permute the rows and the columns independently of one another. A graph for which the RCI-NT PLANARITY test is positive is said to be RCI-NT *planar*.

The Equipped Frame Graph: We model RCI-NT PLANARITY as an instance of 1-FIXED CONSTRAINED PLANARITY defined on a (multi-)graph associated with (G, S) , that we call the *equipped frame graph* of G , denoted as G_F . Graph G_F is obtained from G by collapsing each cluster into a single vertex. More precisely, G_F has $n_F = |S|$ vertices, each one corresponding to one of the matrices defined by S . There is an edge between two vertices u and v of G_F if and only if there is an edge in G between matrices M_u and M_v corresponding to u and to v , respectively. A NODETRIX graph is biconnected if its equipped frame graph is biconnected and, from now on, we consider biconnected NODETRIX graphs.

Each vertex v of G_F is associated with a *constraint DAG* $\mathcal{H}(v)$ whose nodes are FPQ-trees. More precisely, the source vertex of $\mathcal{H}(v)$ is an FPQ-tree T_M consisting of an F-node with four incident P-nodes; each of such P-nodes describes possible permutations for the rows or for the columns of the matrix M_v . Two P-nodes encode the permutations of the rows (on the left and right hand-side of M_v), and the other two P-nodes encode the permutations of the columns (on the top and bottom hand-side of M_v). The source of $\mathcal{H}(v)$ has two adjacent vertices; one of these adjacent vertices is associated with an FPQ-tree T_R , and the other one is associated with an FPQ-tree T_C . T_R specifies permutations for the rows of M_v , and T_C specifies permutations for the columns of M_v , that must be respected by the P-nodes of the FPQ-tree in the root of $\mathcal{H}(v)$. We say that

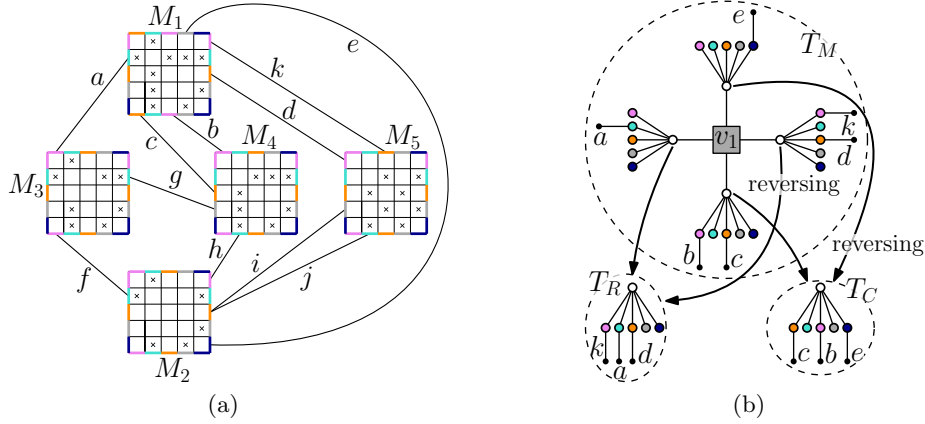


Fig. 3. (a) An RCI-NT planar graph (G, S) that is not NODETRIX planar with fixed sides. (b) The constraint DAG $\mathcal{H}(v_1)$ associated with vertex v_1 of the equipped frame graph of G , corresponding to matrix M_1 . P-nodes are circles, F-nodes are shaded boxes.

T_R and T_C define the *coherence* between the permutations of the rows and the permutations of the columns, respectively. Fig. 3(a) shows a NODETRIX graph (G, S) whose clusters have size 5 and Fig. 3(b) shows the constraint DAG $\mathcal{H}(v_1)$ associated with vertex v_1 of the equipped frame graph of G . Note that G is RCI-NT planar but it is not NODETRIX planar with fixed sides: If we require the rows and the columns of M_1 to have the same permutation, it is easy to check that either a crossing between b and c or one between d and k occurs. Two arcs of Fig. 3(b) are labeled *reversing* because, for any given permutation of the rows (columns), the rows (columns) are encountered in opposite orders when walking around M_1 . Note that $\mathcal{H}(v)$ is an instance of SIMULTANEOUS FPQ-ORDERING.

Property 2. For each vertex v of G_F , $\mathcal{H}(v)$ is a 1-fixed constraint.

Let \mathcal{D} be the embedding DAG of G_F . Each vertex v of G_F is associated with its constraint DAG $\mathcal{H}(v)$ and its embedding DAG $\mathcal{D}(v)$.

Lemma 3. *A biconnected NODETRIX graph with fixed sides is RCI-NT planar if and only if its equipped frame graph is 1-fixed constrained planar.*

Proof. Let (G, S) be a biconnected NODETRIX graph with fixed sides, let $G_F = (V, E)$ be its equipped frame graph, and let \mathcal{D} be the embedding DAG of G_F . For each $1 \leq i \leq |V|$, let v_i be a vertex of G_F , let $\mathcal{H}(v_i)$ be its constraint DAG, and let $\mathcal{D}(v_i)$ be its embedding DAG.

If G_F is 1-fixed constrained planar, G_F admits an embedding that simultaneously satisfies the constraints given by the embedding DAG $\mathcal{D}(v_i)$ and the ones given by the constraint DAG $\mathcal{H}(v_i)$, for each $v_i \in V$. Since each $\mathcal{D}(v_i)$ is satisfied, the cyclic orders of the edges around the vertices of G_F describe all the planar combinatorial embeddings of G_F . The constraint DAGs associated

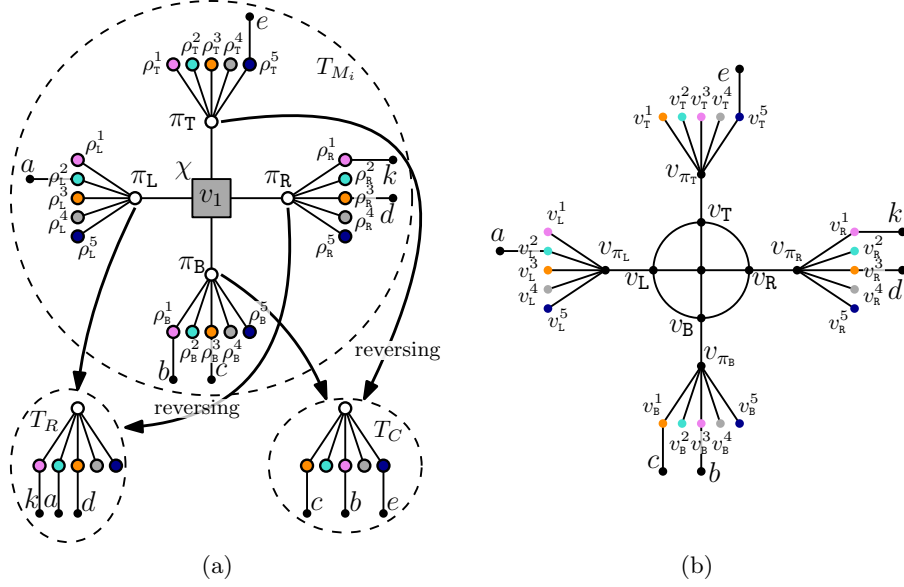


Fig. 4. (a) The constraint DAG $\mathcal{H}(v_1)$ of Fig. 3(b). (b) The gadget W^i replacing $\mathcal{H}(v_1)$.

with each v_i describe the constraints that allow to replace each vertex of G_F with a matrix whose inter-cluster edges are incident to the sides as specified by the input. In particular, for each vertex $v_i \in G_F$ we replace its constraint DAG $\mathcal{H}(v_i)$ by a gadget W^i that is built as follows (refer to Fig. 4). The F-node χ of the source tree T_{M_i} is replaced with a wheel H_χ whose external cycle has four vertices v_S , where $S \in \{T, R, B, L\}$, one for each edge incident to χ . Each P-node π_S that is adjacent to χ in the source tree T_{M_i} is represented in W^i as a vertex v_{π_S} that is connected to the corresponding v_S ($S \in \{T, R, B, L\}$). Each node π_S is adjacent to k P-nodes $\rho_S^1, \dots, \rho_S^k$ in T_{M_i} . Each ρ_S^j ($1 \leq j \leq k$, $S \in \{T, R, B, L\}$) is represented in W^i as a vertex v_S^j . Finally, for each edge incident to ρ_S^j in T_{M_i} there is in W^i an edge called *spoke* incident to v_S^j . For example, Fig. 4(b) shows the gadget corresponding to the constraint DAG of Fig. 4(a).

Note that the trees T_R and T_C fix the permutations of the children of the two pairs of P-nodes (π_T, π_B) and (π_R, π_L) of T_{M_i} , that are guaranteed to be coherent because the constraints described by $\mathcal{H}(v_i)$ are satisfied. In W^i , the permutations of the pairs (v_{π_T}, v_{π_B}) and (v_{π_R}, v_{π_L}) are fixed consistently. Also, such permutations lead to a planar embedding because they satisfy the embedding DAG $\mathcal{D}(v_i)$.

By performing such a replacement for each vertex $v_i \in G_F$ and by connecting the spokes of the gadgets that correspond to the same edge, we obtain a planar graph \hat{G}_F . In order to obtain a planar NodeTrix representation, we replace each gadget W^i by a matrix as follows.

Let v_T, v_R, v_B, v_L , be the vertices that are encountered by walking clockwise along the cycle of the wheel of W^i . Let v_T^1, \dots, v_T^k be the clockwise order of the children of v_{π_T} , let v_R^1, \dots, v_R^k be the clockwise order of the children of v_{π_R} , let v_B^1, \dots, v_B^k be the clockwise order of the children of v_{π_B} , and let v_L^1, \dots, v_L^k be the clockwise order of the children of v_{π_L} in W^i . Replace W^i by a matrix M_i whose vertices are placed according to the permutations described for the columns and for the rows. The spokes of W^i that are adjacent to v_T^j ($1 \leq j \leq k$) are connected to v_j on the top side of M_i . Analogously, the spokes of W^i that are adjacent to v_R^j, v_B^j , or v_L^j , are connected to v_j on the right, bottom, or left side of M_i , respectively. By performing this replacement for each gadget of \hat{G}_F , we obtain a planar NodeTrix representation G of the 1-fixed constrained planar graph G_F . It follows that, if G_F is 1-fixed constrained planar, (G, S) is RCI-NT planar.

We now show that if (G, S) is RCI-NT planar, then G_F is 1-fixed constrained planar. Let Γ be a planar NODETRIX representation of G whose rows and columns permutations are independent. Replace each matrix M_i of Γ by a vertex v_i , and connect to it all the inter-cluster edges that are incident to M_i . We obtain a planar drawing Γ' such that the cyclic order of the edges incident to each vertex v_i of Γ' reflects the cyclic order of the edges incident to matrix M_i in Γ . Such an order satisfies the constraint DAG $\mathcal{H}(v_i)$ of G_F , and it also satisfies the embedding DAG $\mathcal{D}(v_i)$ because Γ' is planar. Therefore, G_F is 1-fixed constrained planar. \square

Testing RCI-NT Planarity: Based on Lemma 3, we shall test whether (G, S) is RCI-NT planar by testing whether G_F is 1-fixed constrained planar.

Observe that $\mathcal{H}(v)$ and $\mathcal{D}(v)$ have the same leaves, since they describe possible cyclic orders for the same set of inter-cluster edges, namely those incident to the matrix M_v associated with v in G_F , hence $\mathcal{H}(v)$ and $\mathcal{D}(v)$ are joinable instances of SIMULTANEOUS FPQ-ORDERING. Graph G_F is 1-fixed constrained planar if and only if it admits a planar embedding such that, for each vertex v the cyclic order of the edges incident to v satisfies both the constraints given by $\mathcal{H}(v)$ and the ones given by $\mathcal{D}(v)$. These constraints are described by the join DAG $\mathcal{J}(v)$ of $\mathcal{H}(v)$ and $\mathcal{D}(v)$ (i.e., $\mathcal{J}(v) = \mathcal{H}(v) \bowtie \mathcal{D}(v)$). The following property is implied by Property 1, Property 2, and Lemma 2.

Property 3. For each vertex v of G , $\mathcal{J}(v)$ is 2-fixed.

We can now exploit Theorem 1, and hence we can decide in $O(n_F^2)$ time whether G_F is 1-fixed constrained planar, where n_F is the number of vertices of G_F . By Lemma 3, and since constructing G_F may require $O(n^2)$ time, the following theorem holds.

Theorem 2. *Let (G, S) be a biconnected NODETRIX graph. RCI-NT PLANARITY can be tested in $O(n^2)$ -time, where n is the number of vertices of G .*

4.2 PolyLink Planarity Testing

An RCI-NT planar graph has a planar NODETRIX representation where the inter-cluster edges are incident to different sides of a 4-gon, and there are con-

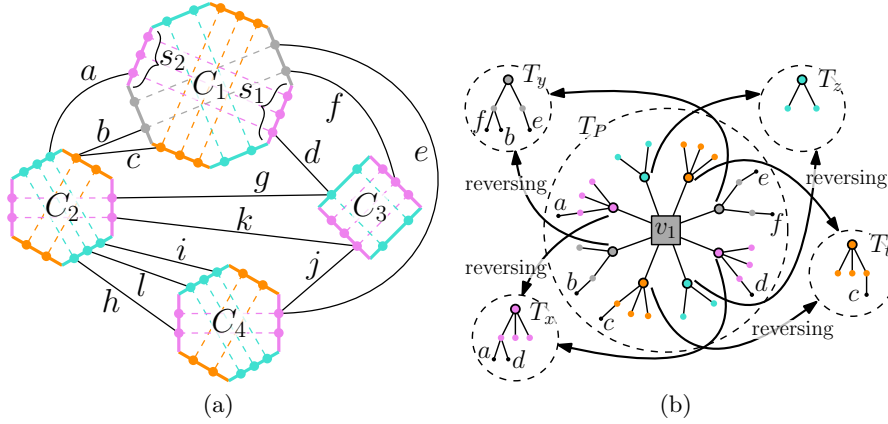


Fig. 5. (a) A planar POLYLINK representation of a graph. Dashed segments connect two copies of a same vertex. (b) The constraint DAG $\mathcal{H}(v_1)$ associated with cluster C_1 .

straints that impose the vertices on opposite sides to respect the same permutation. We generalize this type of representation by replacing the 4-gons with σ -gons having an even number of sides.

A POLYLINK *representation* of a flat clustered graph (G, S) is such that each cluster C in S is represented as a polygon P_C with an even number σ_C of sides. Each side of P_C is associated with its antipodal side along the boundary of P_C . We group the set of vertices of C into disjoint subsets; each subset is associated with at least one pair of opposite sides of P_C . Let (s_1, s_2) be a pair of opposite sides of P_C and let u_1, \dots, u_s be the vertices of G associated with (s_1, s_2) . A vertex u_i ($1 \leq i \leq s$) is represented by a point on s_1 and a point on s_2 ; also, when walking clockwise around P_C the vertices along s_1 are encountered in opposite order with respect to the vertices along s_2 . For each inter-cluster edge $e = (u, v)$ such that u is associated with (s_1, s_2) and v is associated with (s_3, s_4) , it is specified to which copy of u (the one that lies on s_1 or the one that lies on s_2) and to which copy of v (the one on s_3 or the one on s_4) edge e must be incident.

A POLYLINK representation is planar if no two inter-cluster edges cross. Figure 5(a) shows an example of a planar POLYLINK representation.

A flat clustered graph is a POLYLINK *planar graph* if it admits a planar POLYLINK representation. We can test a flat clustered graph for POLYLINK PLANARITY by generalizing the approach of Section 4.1. Namely, the constraint DAG $\mathcal{H}(v)$ associated with a cluster C of a POLYLINK graph has a source T_P that is an FPQ-tree, which consists of an F-node with σ_C incident P-nodes, instead of four as in the case of RCI-NT PLANARITY. Each of such P-nodes describes the possible permutations of the vertices belonging to a side of the polygon P_C representing C . For each pair (s_1, s_2) of sides, the coherence between the order of the vertices belonging to (s_1, s_2) is encoded by means of an FPQ-tree that is adjacent to the corresponding P-nodes of the source T_P . Figure 5(b) shows the

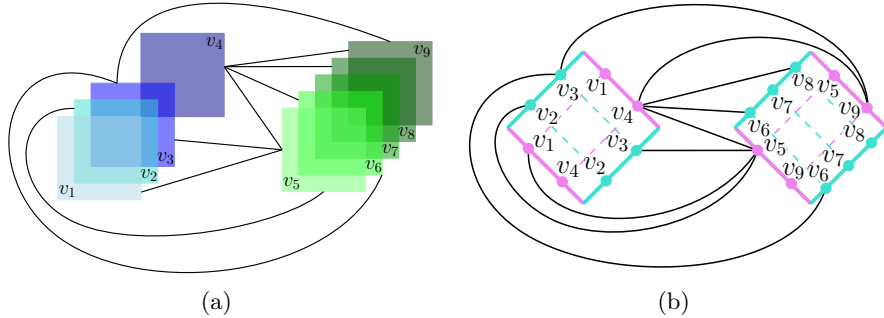


Fig. 6. (a) A canonical representation of an intersection-link graph (G, S) . (b) The corresponding POLYLINK representation.

constraint DAG $\mathcal{H}(v_1)$ associated with cluster C_1 of the graph in Figure 5(a). We say that a flat clustered graph having a POLYLINK representation is a biconnected POLYLINK graph if its equipped frame graph is biconnected. The same argument used to test RCI-NT PLANARITY leads to the following.

Theorem 3. *Let (G, S) be a biconnected POLYLINK graph. POLYLINK PLANARITY can be tested in $O(n^2)$ time, where n is the number of vertices of G .*

Note that if the sides to which the inter-cluster edges must be incident are not specified, POLYLINK PLANARITY is NP-complete. Indeed it becomes equivalent to NODETRIX PLANARITY with free sides if the polygons have maximum size four and each side is associated with the same set of vertices.

A flat clustered graph (G, S) that admits an intersection-link representation is an *intersection-link graph*. Let (G, S) be an intersection-link graph where S is a partition of the vertices of G and each cluster of S is a clique. We recall that the clique planarity problem asks whether (G, S) admits an intersection-link representation where no two inter-cluster edges cross. In [3] it is proved that if (G, S) is clique-planar, then it admits a canonical intersection-link representation, i.e., an intersection-link representation where all vertices in a same cluster are isothetic unit squares whose upper-left corners are aligned along a line of slope one.

Considering a canonical representation of an intersection-link graph, by walking along the boundary B_C of a cluster C of size k (with $k \geq 3$), the cyclic order of its vertices is such that $k - 2$ vertices appear twice and in opposite order, and these two sequences of vertices are separated by two single vertices that appear only once along B_C . We can hence model such an intersection-link graph as a POLYLINK graph where each cluster is a polygon with four sides: A pair of sides contains $k - 2$ vertices, while the other two sides contain two vertices, each of which has incident inter-cluster edges only in one of the two sides.

An instance of *clique planarity with fixed sides* specifies, for each inter-cluster edge $e = (u, v)$, the two sides of the unit squares representing u and v to which e is incident. See Figure 6 for an example.

An intersection-link graph is biconnected if its equipped frame graph is biconnected. By exploiting the relation between POLYLINK graphs and intersection-link graphs, the following corollary holds.

Corollary 1. *Let (G, S) be a biconnected intersection-link graph. Clique planarity with fixed sides can be tested in $O(n^2)$ time, where n is the number of vertices of G .*

We remark that clique planarity is NP-complete if the sides to which the inter-cluster edges are incident are not fixed [3].

5 Open Problems

The research in this paper suggests the following open problems: (i) Our hybrid planarity testing results assume the equipped frame graph to be biconnected. It would be interesting to study the connected case. (ii) What is the complexity of the ROW-COLUMN INDEPENDENT NODETRIX PLANARITY testing problem in the free sides scenario? (iii) Finally, it would be interesting to validate the RCI-NT paradigm and the POLYLINK paradigm with user studies that compare them with the NODETRIX paradigm. Indeed, the class of RCI-NT planar graphs is a proper superclass of the planar NODETRIX graphs and if their readability is not significantly worse than in the standard NODETRIX model, the fact that they can be tested in polynomial time could be the starting point for developing new efficient visualization systems.

References

1. Citevis: Visualizing citations among infovis conference papers, <http://www.cc.gatech.edu/gvu/ii/citevis>
2. Angelini, P., Da Lozzo, G., Di Battista, G., Frati, F., Patrignani, M., Rutter, I.: Beyond level planarity. In: GD 2016. pp. 482–495 (2016)
3. Angelini, P., Da Lozzo, G., Di Battista, G., Frati, F., Patrignani, M., Rutter, I.: Intersection-link representations of graphs. *Journal of Graph Algorithms and Applications* **21**(4), 731–755 (2017)
4. Angelini, P., Eades, P., Hong, S., Klein, K., Kobourov, S.G., Liotta, G., Navarra, A., Tappini, A.: Turning cliques into paths to achieve planarity. In: GD 2018. pp. 67–74 (2018)
5. Batagelj, V., Brandenburg, F., Didimo, W., Liotta, G., Palladino, P., Patrignani, M.: Visual analysis of large graphs using (X,Y)-Clustering and hybrid visualizations. *IEEE Trans. Vis. Comput. Graph.* **17**(11), 1587–1598 (2011)
6. Besa Vial, J.J., Da Lozzo, G., Goodrich, M.T.: Computing k-modal embeddings of planar digraphs. *CoRR* [abs/1907.01630](https://arxiv.org/abs/1907.01630) (2019), <http://arxiv.org/abs/1907.01630>
7. Bläsius, T., Rutter, I.: Simultaneous PQ-ordering with applications to constrained embedding problems. *ACM Trans. Algorithms* **12**(2), 16:1–16:46 (2016)
8. Booth, K.S., Lueker, G.S.: Testing for the consecutive ones property, interval graphs, and graph planarity using PQ-tree algorithms. *J. Comput. Syst. Sci.* **13**(3), 335–379 (1976)

9. Da Lozzo, G., Di Battista, G., Frati, F., Patrignani, M.: Computing NodeTrix representations of clustered graphs. *Journal of Graph Algorithms and Applications* **22**(2), 139–176 (2018)
10. Di Giacomo, E., Liotta, G., Patrignani, M., Rutter, I., Tappini, A.: NodeTrix planarity testing with small clusters. *Algorithmica* **81**(9), 3464–3493 (2019)
11. Henry, N., Fekete, J., McGuffin, M.J.: NodeTrix: A hybrid visualization of social networks. *IEEE Trans. Vis. Comput. Graph.* **13**(6), 1302–1309 (2007)
12. Liotta, G., Rutter, I., Tappini, A.: Graph planarity testing with hierarchical embedding constraints. *CoRR* **abs/1904.12596** (2019)