

Predictive Coding Networks Meet Action Recognition

Xia Huang¹ Hossein Mousavi¹ Gemma Roig^{1,2}

¹Singapore University of Technology and Design, Singapore

²Department of Computer Science, Goethe University of Frankfurt am Main, Frankfurt am Main, Germany

xia.huang@mymail.sutd.edu.sg hossein.mousavi@sutd.edu.sg gemmar@mit.edu

Abstract

Action recognition is a key problem in computer vision that labels videos with a set of predefined actions. Capturing both, semantic content and motion, along the video frames is key to achieve high accuracy performance on this task. Most of the state-of-the-art methods rely on RGB frames for extracting the semantics and pre-computed optical flow fields as a motion cue. Then, both are combined using deep neural networks. Yet, it has been argued that such models are not able to leverage the motion information extracted from the optical flow, but instead the optical flow allows for better recognition of people and objects in the video. This urges the need to explore different cues or models that can extract motion in a more informative fashion. To tackle this issue, we propose to explore the predictive coding network, so called PredNet, a recurrent neural network that propagates predictive coding errors across layers and time steps. We analyze whether PredNet can better capture motions in videos by estimating over time the representations extracted from pre-trained networks for action recognition. In this way, the model only relies on the video frames, and does not need pre-processed optical flows as input. We report the effectiveness of our proposed model on UCF101 and HMDB51 datasets.

1. Introduction

Video-based understanding tasks are important computer vision problems which have many applications, such as smart surveillance, human-machine interaction, human behaviour understanding and online video retrieval. Action classification [14] is at the core of most of the aforementioned applications, and has been extensively studied [22, 43, 19, 18, 39, 3, 13, 26].

With the rise of deep learning models for object recognition [21, 40, 14], such models have also been successfully applied to action recognition [47, 56, 48, 39, 55, 3, 57, 52, 33], after large-scale datasets of videos with action labels collected were made available online [26, 19].

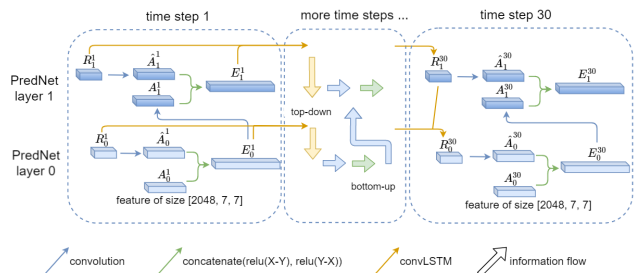


Figure 1. PredNet architecture. There are four main components in each time step – R, the representation unit, \hat{A} , the input unit, A, the prediction unit and E, the error unit. The subscript annotates the time step while the superscript indicates which layer the unit is in. Starting from time step 2, the model follows a top-down then bottom-up process then move to time step 3 and more. We combine PredNet with ResNet-50 as our model. There are a total of 30 time steps in our layout.

Compared to recognition in still images, motion and the temporal component of videos play an important role for action recognition. For this reason, most of the current state-of-the-art models, pre-process the videos to extract optical flow fields between contiguous video frames, and use models that can ingest sequences, either with recurrent neural networks or LSTM [44, 15, 29], or with feed-forward networks that look at the entire video sequence at once [39, 3, 57, 52]. It has been recently argued that the pre-processed optical flow does not bring motion information into the models [36]. Instead, it brings more semantic information as the optical flows can also be interpreted as object masks. Two of the observations in the experiments in [36] are that 1) optical flow is invariant to the appearance such that models can recognize actions without the assist of the colors/appearance of the objects, 2) the small movements and boundary accuracy in optical flow are most correlated to action recognition performance. Hence, they argued that other motion cues should be explored and incorporated to the models.

Besides, it is known that optical flow is computationally

expensive and time consuming [34, 53, 1, 2]. The ground-breaking models [9, 16] constructed CNNs to solve this problem as a supervised learning task but still relied heavily on large dataset for pre-training to achieve good performance.

In this paper, we aim to explore a neural network architecture for extracting motion information directly from the video frames. We propose to use predictive coding neural networks, also called PredNet [25], displayed in Figure 1. PredNets have been introduced for predicting the next frame in a video, at pixel level, which allows training the model on large sets of unlabeled videos. The learned representation can then be used for another video task, such as predicting the direction of a car steering wheel angle, as described by [25]. We argue that PredNet, with its bottom-up and top-down deep recurrent connections, resembles the way optical flow is produced but more informative as this pixel movement is captured in the "PredNet process".

Inspired by the above observations and PredNet, we propose a new model which is the combination of the CNN model ResNet-50 [14] and PredNet without directly using optical flow for action recognition. ResNet-50 processes the RGB frames while PredNet takes the feature extracted from ResNet-50 and predicts the feature in the next time step. Then, the extracted features from ResNet-50 and PredNet are concatenated to feed them to the action prediction classifier.

We demonstrate the power of PredNet for action recognition in HMDB51 [22] and UCF101 [43]. Even though we do not use optical flow, we achieve competitive results compared to state-of-the-art models that implicitly use optical flow fields pre-computed from the video frames as input to their model.

1.1. Related work

Action recognition have been extensively investigated in the past years. Here, we briefly discuss some of the methods, distinguishing into before and after deep neural networks models were introduced for action recognition.

Hand-crafted features based Models Most of the early proposed methods for action recognition relied on extracting local hand-crafted features from videos [7, 51, 54]. A plethora of features were proposed, such as Histogram of Gradients (HOG) [4], Histogram of Gradient in 3D including the time component (HOG3D) [20], Motion Boundary Histogram [5], and Histogram of OpticalFlow (HOF) [24]. The video features were extracted densely or around space time interest points, for example Harris3D [23]. Then, such local features were encoded into video features using bag of features (BoF) [27], also including the spatio-temporal coordinates [38]. Others, used the local features to track the moving objects along the video frames [31, 30]. Once the

video feature were computed, a classifier such as a support vector machine, was used to predict the action label. All of these methods are now surpassed by deep learning models, which we describe next [21, 40, 14, 45].

Deep learning models With the success of deep learning models in many computer vision tasks, those have also been explored for action recognition, and are the current state-of-the-art models for this task. Several models have been proposed in the literature that differ mainly in the architecture structure and the input used. Some examples are convolutional neural networks with LSTM [8, 56], two-stream networks [10, 39] which use optical flow as input, 3D ConvNet [46, 17]. Combinations of those, such as a two-stream 3D ConvNet have also been explored [3], as well the addition of attention mechanisms [37, 42, 49]. Other major differences of these models lie in the way they process temporal information, by average/max pooling [57], and some models have explored adding skeleton data [42].

2. Approach

We use a pre-trained CNN model [14] for extracting features at frame level, and then a PredNet [25] to predict the feature representation of the next video frame. We merge all those representations to predict the action class label. Below we describe each of the components of our model.

Semantic features extracted from a CNN We use a pre-trained CNN to extract features at the frame level. The importance of using pre-trained models on large datasets, for boosting the classification accuracy in action recognition has also been emphasized by others [13] [41] [26]. We use a ResNet-50 [14], which consists of 50 layers with skip connections that allow information flows between early and later layers. We removed the last 2 fully connected layers of the ResNet-50 to extract the features from frames. The features extracted are of size [2048, 7, 7], where 2048 is the number of channels and 7 is both the width and height.

We report results using ResNet-50 pre-trained on Imagenet dataset [6] and on Moments dataset [26]. The availability of ResNet-50's pre-trained versions on these big datasets is one of the main reasons why we considered it as our semantic feature extractor model.

Predictive Network Predictive coding networks [25], so called PredNet, was introduced for unsupervised feature learning, inspired by the brain and to leverage the availability of videos without annotations. It takes into account the time consistency by predicting the next frame, and propagating the prediction error. Figure 1 illustrates the mechanics of a 2-layer PredNet.

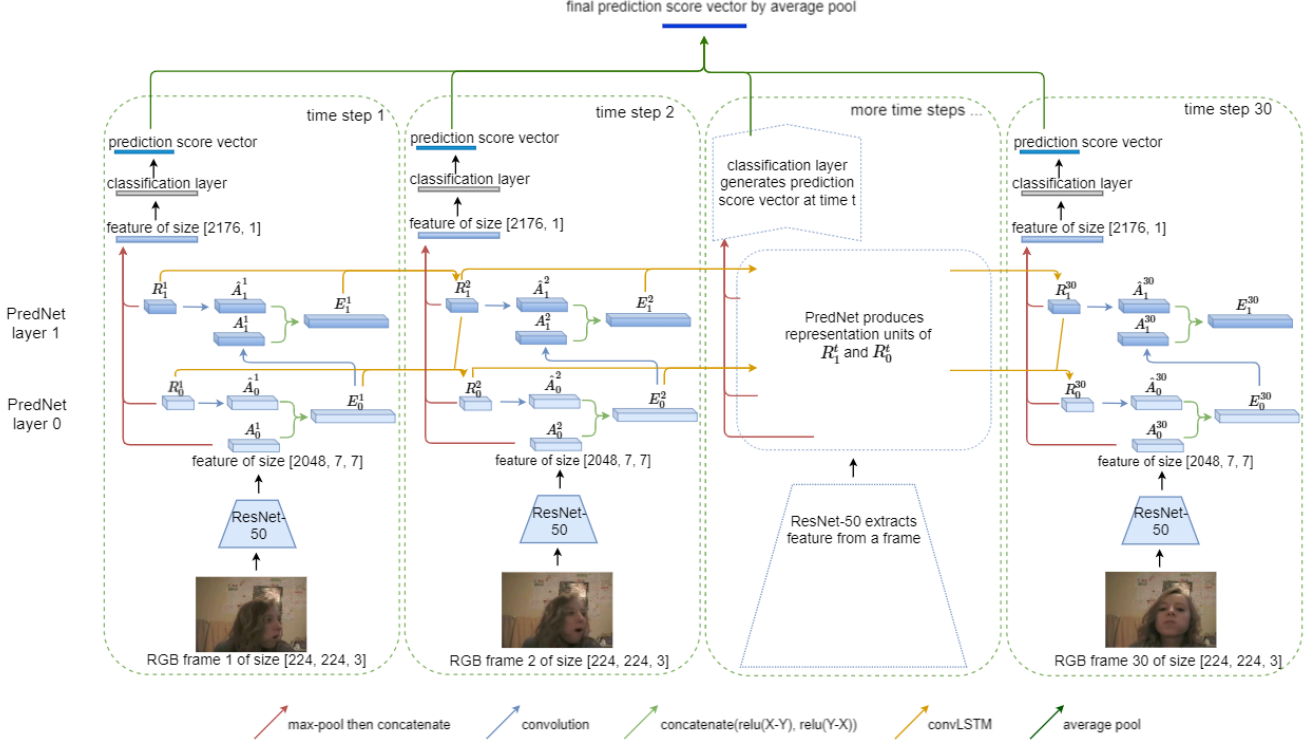


Figure 2. ResNet-50 + PredNet structure. At time step t , the corresponding frame is sent to a pre-trained ResNet-50 to extract features, which becomes PredNet’s input (A_0^t unit). After the process is finished at that time step in PredNet (described in Figure 1 and Predictive Network), we apply max-pool on A_0^t , R_0^t and R_1^t then concatenate them as one feature for classification. The prediction score vector comes out from the classification layer. After the total number of time steps, average pool is applied on all of the prediction score vectors to generate the final one prediction score vector. In our model, PredNet has 2 layers and there are 30 time steps in total.

In [25], the input to the PredNet is the image at the pixel level, and they used a 4-layer architecture. Instead, we use the features extracted from the top layers of the ResNet-50, which contain the semantic information necessary for performing action recognition. Thus, we predict and propagate the error at the feature level, instead of at the pixel level.

The PredNet consists of four main components, which are R, E, A and \hat{A} units, standing for representation, error, input and prediction, respectively. At time step 1, all R_0^1 and R_1^1 units are initialized as 0. Starting from the bottom layer 0, after convolution, R_0^1 produces \hat{A}_0^1 , which is the prediction unit with the same dimension as A_0^1 , the feature extracted from ResNet-50. E_0^1 is the concatenation of the absolute values between the subtractions of \hat{A}_0^1 and A_0^1 , A_0^1 and \hat{A}_0^1 . After convolution, A_1^1 is produced by E_0^1 as the input for the next layer of the same time step. Similarly, at layer 1, R_1^1 generates \hat{A}_1^1 via convolution and E_1^1 comes from the subtractions between \hat{A}_1^1 and A_1^1 , A_1^1 and \hat{A}_1^1 . This marks the ending of the bottom-up process. Beginning from layer 1 at time step 1, with a convolution LSTM (convLSTM), R_1^1 and E_1^1 initialize R_1^2 at layer 1 time step 2. R_1^2 , with E_0^1 and R_0^1 , outputs R_0^2 at layer 0 time step 2 via convLSTM,

which concludes the process of top-down. These bottom-up and top-down processes occur recurrently across the time domain.

Since ResNet-50 has a deep structure and the feature map extracted have width and height of 7, we design the PredNet model to have 2 layers. We use 30 frames as input from each video, therefore, the number of time steps here is 30, and it is equivalent to 3 seconds of video. The number of channels used in our 2-layer PredNet is of 64 for each layer. We tried other number of channels, such as 128, 256, etc, but more channels did not give much edge for the classification performance, only slowing the training processes and taking up more memory.

Overall Architecture Figure 2 illustrates the complete layout of our model. At each time step, we have features from ResNet-50 with size [2048, 7, 7] and PredNet with size [64, 7, 7] from its 2 layers. Max-pool is applied on the features, and then they are concatenated as one with size of [2176, 1]. This concatenated feature serves as the input for a classification layer. The classification layer predicts a score vector for each time step. Finally, we average the

score vectors of all the time steps to have a final prediction score.

3. Experimental Set-up

In this section we detail the datasets used for the experiments, as well as the implementation.

3.1. Datasets

HMDB51 [22] We report results on HMDB51, which consist of around 7,000 clips with annotations of 51 human action categories. It is divided into three splits, and each split contains training and testing sets. This dataset has at least 70 training and 30 test clips for each split, most of which are from movies.

UCF101 [43] It is a video dataset with 13,320 videos for 101 human actions collected from YouTube, and it is a standard dataset for benchmarking action recognition models.

Moments in Time [26] It is a large-scale dataset with over one million video clips with total 339 action labels annotated by humans. Each video is on average 3 seconds long. It is a challenging dataset, as it contains human, animals, objects and natural phenomena as subjects performing the actions. It is suggested to consider both top-5 and top-1 accuracies to measure model’s performance due to dataset’s complexity and scale. We used ResNet-50 pre-trained on this dataset [26] as a frame level feature extractor, and also report results on the other datasets after pre-trained PredNet on it. For efficiency and memory constraints, we used only the first 155 classes with 250 videos per class for pre-training PredNet in the experiment.

3.2. Implementation details

Data preprocessing Both Moments and HMDB51 datasets were processed to obtain videos of 30 frames per second. The majority of the videos in Moments and Hmdb51 have at least 90 frames. Hence, to make the most use of the video frames, we selected 90 consecutive frames randomly during both training and test phases. For those videos with less than 90 frames, the video clips are looped as many times as necessary. To reduce memory consumption, during training, 30 frames from the 90 are selected randomly according to the time sequence as input. During test time, 30 frames will be selected uniformly as input. Because PredNet needs to predict next time step’s features continuously, each frame is center-cropped into width and height of 224 and normalized, following [28, 32], to match the expected input of the pre-trained ResNet-50 model. This is done both at training and testing phases.

Network parameters We downloaded ResNet-50 pre-trained on ImageNet from the available Pytorch pre-trained models. We used the model pre-trained on Moments provided by the authors [26]¹.

For training the deep networks, we use Standard stochastic gradient descent (SGD), with momentum set to 0.9 and weight decay to 0.001 in all cases. The batch size is 256 and the initial learning rate is 0.0064. As soon as the validation loss saturates, 10x reduction of the learning rate is applied. We train the PredNet with the action classification layers model for 40 plus epochs on HMDB51. For training or finetuning on Moments, there we use only 10 plus epochs due to time and memory constraints. Models are all implemented in Pytorch.

4. Experiments

We first perform an analysis of the components of our proposed model, and then we report results in comparison to state-of-the-art.

4.1. Analysis of our Model

We design several experiments to analyze each part of our model:

1. The last layer of ResNet-50 pre-trained on ImageNet dataset is finetuned on the first split of HMDB51.
2. The last layer of ResNet-50 pre-trained on Moments dataset is finetuned on the first split of HMDB51.
3. Fix the weight of ResNet-50 pre-trained on ImageNet dataset, train PredNet on the first split of HMDB51.
4. Fix the weight of ResNet-50 pre-trained on Moments dataset, train PredNet on the first split of HMDB51.
5. Fix the weight of ResNet-50 pre-trained on Moments dataset, finetune PredNet pre-trained on Moments on the first split of HMDB51.

Experiments 1 and 2 are to compare the performance difference of ResNet-50 with different pre-trained weights, and without the temporal features. Experiments 3 and 4 are to exhibit how effective PredNet is with the two pre-trained ResNet-50 models, respectively. Experiment 5 pre-trains PredNet on part of Moments dataset, and is to verify whether PredNet pre-trained on Moments can increase classification accuracy with respect to training it from scratch.

We report the results of the analysis on HMDB51 dataset in Table 1. We can see that ResNet-50 pre-trained on Moments dataset achieves a much higher accuracy than using the pre-trained model in ImageNet dataset, after finetuning

¹Pre-trained model on Moments dataset available at: https://github.com/metalbubble/moments_models

Model Structure	Pretrain on		Finetune/Training		Accuracy
	ResNet-50	PredNet	ResNet-50	PredNet	
ResNet-50	ImageNet	-	classification layer	-	2.61%
ResNet-50	Moments	-	classification layer	-	55.03%
ResNet-50 + PredNet	ImageNet	-	fixed weight	from scratch	13.66%
ResNet-50 + PredNet	Moments	-	fixed weight	from scratch	58.43%
ResNet-50 + PredNet	Moments	subset of Moments	fixed weight	finetune	59.41%

Table 1. Experiment result analysis of our model on the first split of HMDB51. ResNet-50 has two versions – pre-trained on ImageNet or Moments. PredNet is either trained on HMDB51 split 1 from scratch or pre-trained on a subset of Moments then finetuned on the first split of HMDB51.

the classification layer on HMDB51. The accuracy of the first one is of 2.62% while of the other is 55.03%. This indicates that using the features of a pre-trained model for object classification is not a good representation for action recognition. If we add PredNet on both scenarios, and train the PredNet from scratch on HMDB51, there is a significant boost in accuracy for both pre-trained ResNet-50, an 11% increase for ImageNet pre-train ResNet, and more than 3% increase for the Moments pre-trained one. This indicates that PredNet is able to capture additional information from the video sequence, which we believe are related to motions, as PredNet propagates the prediction error of consecutive frames.

We also report results when pre-training the PredNet on part of a subset of Moments dataset (recall that for this we use only 155 classes and 250 videos per class), and use the fixed weights from the ResNet pre-trained on all of Moments dataset. After pre-training PredNet on Moments, we can observe that there is a slight improvement of the accuracy prediction on HMBD51, achieving 59.41%. We believe that this accuracy can be substantially improved if using all the Moments dataset videos available and train for more epochs, as well as using a deeper PredNet architecture. We haven’t performed the experiment due to limitations to GPU and memory access.

We compute the confusion matrix, as illustrated in Figure 3. The results on HMDB51 are obtained with our best performing model including ResNet-50 and PredNet, both pre-trained on Moments dataset. We can see that many actions, such as pour, pullup, ride bike and push up, are correctly classified by the model. Yet, actions that are very similar between them, such as stand and sit, run and walk, are confused by the model. This could be because the number of frames in HMDB51 videos ranges between 1,000 and 17, and we always take a fix number of frames of 30. This might cause some information lost. Incorporating all the frames is computationally expensive, yet doable. Other actions that the model fail to recognize are those not included in Moments datasets, such as sword exercises and draw sword in HMDB51. For this 2 actions, the videos are extracted from movies, and the different actions are performed by the same

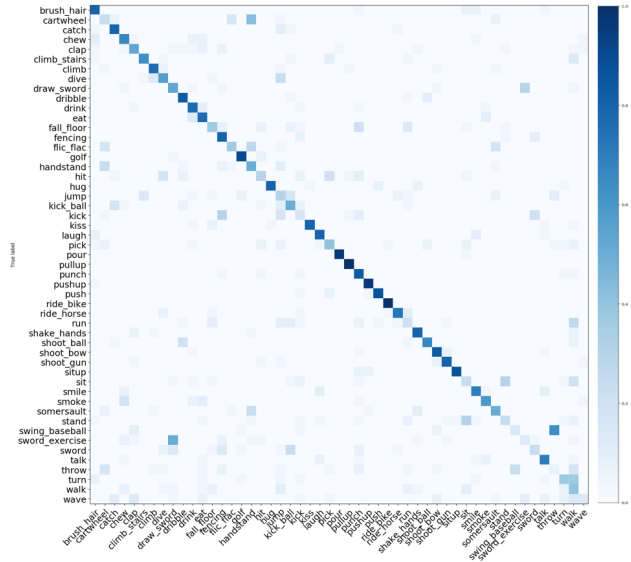


Figure 3. Normalized confusion matrix for ResNet-50 + PredNet on HMDB51, where ResNet-50 is pre-trained on Moments, PredNet on a subset of Moments then finetuned on HMDB51. The x-axis is prediction and the y-axis is the true label.

actor in the same background, hence, it is indeed difficult to differentiate between them, even for human beings.

4.2. Comparison to Previous Methods

We compare the results on HMDB51 and UCF101 datasets obtained with our proposed model, ResNet-50 and PredNet pre-trained on Moments dataset, to previous methods.

Results on HMDB51 We report results on HMDB51 of our model compared to previous models in Table 4.1. We observe that our model outperforms by a large margin several state-of-the-art methods which, as our model are based on RGB frames only as input, namely [35] and the spatial model of [39]. The two-stream model, based on convolutional neural networks proposed by [39], also includes optical flow explicitly and used as input to the system as an

UCF-101		HMDB-51	
Method	Acc	Method	Acc
ImageNet Pretrained [39]	73.0%	ImageNet Pretrained [39]	40.5%
Spatial model [39]	73.0%	Spatial model [39]	40.5%
Richard and Gall [35]	73.3%	Richard and Gall [35]	50.6%
iDT [50]	85.9%	iDT [50]	57.2%
Dense Predictive Coding [11]	75.7%	Dense Predictive Coding [11]	35.7%
Our Model	82.69%	Our Model	56.91%

Table 2. Comparison results on UCF 101 and HMDB51 action recognition datasets.

addition to the RGB frames. Their model achieves an accuracy performance, which is only slightly higher than the one of our model, that only has RGB frames as input.

Please note that the accuracy of our model reported on this table is the average across 3 splits of HMDB51 to be able to compare to methods from the literature, while in Table 1 is for one split only.

Results on UCF101 We also perform the evaluation on UCF101, which is a bigger dataset than HMDB51. A comparison between our method with state-of-the-art results is shown in 4.1. Similar conclusions as with UCF-101 can be extracted. Our model gets 82.69%, only using RGB frames as input, outperforming the models using just spatial information, and is just slightly below the two stream model [39] which achieves 86.2%.

Simultaneously to ours, a similar framework for action recognition has been proposed by Han *et al.* [12], which also uses predictive coding networks. They report an accuracy of 75.7% and 35.7% for UCF-101 and HMDB-51, respectively, which is significantly lower than ours. The main differences are in the architecture of the networks and the dataset used for pre-training the model, as they use Kinetics dataset [19] and we use Moments in time.

5. Conclusions

In this paper, we propose a model for action recognition that takes only RGB frames as input, and extracts motion features leveraging predictive coding networks (PredNets). We explored the combination of a spatial model ResNet-50 with PredNet for the task of action recognition on two classical datasets, HMDB51 and UCF101, using Moments datasets as a large dataset for pre-training the models. Our results demonstrate the power of PredNet as a model that uses only appearance features, and can extract motion information without computing optical flow. We believe that predictive coding networks have a great potential to exploit intrinsic information from unlabeled videos to learn meaningful representations, and can be applied to many other tasks besides action recognition, such as anomaly detection, navigation, and self-learning in robotic applications.

References

- [1] L. Bao, Q. Yang, and H. Jin. Fast edge-preserving patch-match for large displacement optical flow. In *Proceedings of the IEEE Conference on Computer Vision and Pattern Recognition*, pages 3534–3541, 2014.
- [2] T. Brox and J. Malik. Large displacement optical flow: descriptor matching in variational motion estimation. *IEEE transactions on pattern analysis and machine intelligence*, 33(3):500–513, 2010.
- [3] J. Carreira and A. Zisserman. Quo vadis, action recognition? a new model and the kinetics dataset. In *proceedings of the IEEE Conference on Computer Vision and Pattern Recognition*, pages 6299–6308, 2017.
- [4] N. Dalal and B. Triggs. Histograms of oriented gradients for human detection. In *CVPR*, 2005.
- [5] N. Dalal, B. Triggs, and C. Schmid. Human detection using oriented histograms of flow and appearance. In *European conference on computer vision*, pages 428–441. Springer, 2006.
- [6] J. Deng, W. Dong, R. Socher, L.-J. Li, K. Li, and L. Fei-Fei. Imagenet: A large-scale hierarchical image database. In *2009 IEEE conference on computer vision and pattern recognition*, pages 248–255. Ieee, 2009.
- [7] P. Dollár, V. Rabaud, G. Cottrell, and S. Belongie. Behavior recognition via sparse spatio-temporal features. In *IEEE International Workshop on Visual Surveillance and Performance Evaluation of Tracking and Surveillance*, 2005.
- [8] J. Donahue, L. Anne Hendricks, S. Guadarrama, M. Rohrbach, S. Venugopalan, K. Saenko, and T. Darrell. Long-term recurrent convolutional networks for visual recognition and description. In *Proceedings of the IEEE conference on computer vision and pattern recognition*, pages 2625–2634, 2015.
- [9] A. Dosovitskiy, P. Fischer, E. Ilg, P. Hausser, C. Hazirbas, V. Golkov, P. Van Der Smagt, D. Cremers, and T. Brox. Flownet: Learning optical flow with convolutional networks. In *Proceedings of the IEEE international conference on computer vision*, pages 2758–2766, 2015.

- [10] C. Feichtenhofer, A. Pinz, and A. Zisserman. Convolutional two-stream network fusion for video action recognition. In *Proceedings of the IEEE conference on computer vision and pattern recognition*, pages 1933–1941, 2016.
- [11] T. Han, W. Xie, and A. Zisserman. Video representation learning by dense predictive coding. In *Workshop on Large Scale Holistic Video Understanding, ICCV*, 2019.
- [12] T. Han, W. Xie, and A. Zisserman. Video representation learning by dense predictive coding. *arXiv preprint arXiv:1909.04656*, 2019.
- [13] K. Hara, H. Kataoka, and Y. Satoh. Can spatiotemporal 3d cnns retrace the history of 2d cnns and imagenet? In *Proceedings of the IEEE conference on Computer Vision and Pattern Recognition*, pages 6546–6555, 2018.
- [14] K. He, X. Zhang, S. Ren, and J. Sun. Deep residual learning for image recognition. In *Proceedings of the IEEE conference on computer vision and pattern recognition*, pages 770–778, 2016.
- [15] S. Hochreiter and J. Schmidhuber. Long short-term memory. *Neural computation*, 9(8):1735–1780, 1997.
- [16] E. Ilg, N. Mayer, T. Saikia, M. Keuper, A. Dosovitskiy, and T. Brox. FlowNet 2.0: Evolution of optical flow estimation with deep networks. In *Proceedings of the IEEE conference on computer vision and pattern recognition*, pages 2462–2470, 2017.
- [17] S. Ji, W. Xu, M. Yang, and K. Yu. 3d convolutional neural networks for human action recognition. *IEEE transactions on pattern analysis and machine intelligence*, 35(1): 221–231, 2012.
- [18] A. Karpathy, G. Toderici, S. Shetty, T. Leung, R. Sukthankar, and L. Fei-Fei. Large-scale video classification with convolutional neural networks. In *Proceedings of the IEEE conference on Computer Vision and Pattern Recognition*, pages 1725–1732, 2014.
- [19] W. Kay, J. Carreira, K. Simonyan, B. Zhang, C. Hillier, S. Vijayanarasimhan, F. Viola, T. Green, T. Back, P. Natsev, et al. The kinetics human action video dataset. *arXiv preprint arXiv:1705.06950*, 2017.
- [20] A. Klaser, M. Marszałek, and C. Schmid. A spatio-temporal descriptor based on 3d-gradients. In *BMVC*, 2008.
- [21] A. Krizhevsky, I. Sutskever, and G. E. Hinton. Imagenet classification with deep convolutional neural networks. In *NIPS*, 2012.
- [22] H. Kuehne, H. Jhuang, E. Garrote, T. Poggio, and T. Serre. Hmdb: a large video database for human motion recognition. In *2011 International Conference on Computer Vision*, pages 2556–2563. IEEE, 2011.
- [23] I. Laptev. On space-time interest points. *International journal of computer vision*, 64(2-3):107–123, 2005.
- [24] I. Laptev, M. Marszałek, C. Schmid, and B. Rozenfeld. Learning realistic human actions from movies. In *CVPR*, 2008.
- [25] W. Lotter, G. Kreiman, and D. Cox. Deep predictive coding networks for video prediction and unsupervised learning. *arXiv preprint arXiv:1605.08104*, 2016.
- [26] M. Monfort, A. Andonian, B. Zhou, K. Ramakrishnan, S. A. Bargal, Y. Yan, L. Brown, Q. Fan, D. Gutfreund, C. Vondrick, et al. Moments in time dataset: one million videos for event understanding. *IEEE transactions on pattern analysis and machine intelligence*, 2019.
- [27] S. O’Hara and B. A. Draper. Introduction to the bag of features paradigm for image classification and retrieval. *arXiv preprint arXiv:1101.3354*, 2011.
- [28] A. Paszke, S. Gross, S. Chintala, and G. Chanan. Pytorch. *Computer software. Vers. 0.3*, 1, 2017.
- [29] B. A. Pearlmutter. Learning state space trajectories in recurrent neural networks. *Neural Computation*, 1(2):263–269, 1989.
- [30] X. Peng, C. Zou, Y. Qiao, and Q. Peng. Action recognition with stacked fisher vectors. In *European Conference on Computer Vision*, pages 581–595. Springer, 2014.
- [31] X. Peng, L. Wang, X. Wang, and Y. Qiao. Bag of visual words and fusion methods for action recognition: Comprehensive study and good practice. *Computer Vision and Image Understanding*, 150:109–125, 2016.
- [32] Pytorch. Torchvision.models. <https://pytorch.org/docs/stable/torchvision/models.html>.
- [33] M. Ravanbakhsh, H. Mousavi, M. Rastegari, V. Murino, and L. S. Davis. Action recognition with image based cnn features. *arXiv preprint arXiv:1512.03980*, 2015.
- [34] J. Revaud, P. Weinzaepfel, Z. Harchaoui, and C. Schmid. Epicflow: Edge-preserving interpolation of correspondences for optical flow. In *Proceedings of the IEEE conference on computer vision and pattern recognition*, pages 1164–1172, 2015.
- [35] A. Richard and J. Gall. A bow-equivalent recurrent neural network for action recognition. *British Machine Vision Conference (BMVC)*, 2015.
- [36] L. Sevilla-Lara, Y. Liao, F. Güneş, V. Jampani, A. Geiger, and M. J. Black. On the integration of optical flow and action recognition. In *German Conference on Pattern Recognition*, pages 281–297. Springer, 2018.
- [37] S. Sharma, R. Kiros, and R. Salakhutdinov. Action recognition using visual attention. *arXiv preprint arXiv:1511.04119*, 2015.
- [38] M. S. Sheikh, Yaser and M. Shah. Exploring the space of a human action. In *Tenth IEEE International Conference on Computer Vision*, 2005.

- [39] K. Simonyan and A. Zisserman. Two-stream convolutional networks for action recognition in videos. In *Advances in neural information processing systems*, pages 568–576, 2014.
- [40] K. Simonyan and A. Zisserman. Very deep convolutional networks for large-scale image recognition. *arXiv preprint arXiv:1409.1556*, 2014.
- [41] K. Simonyan and A. Zisserman. Very deep convolutional networks for large-scale image recognition. *arXiv preprint arXiv:1409.1556*, 2014.
- [42] S. Song, C. Lan, J. Xing, W. Zeng, and J. Liu. An end-to-end spatio-temporal attention model for human action recognition from skeleton data. In *Thirty-first AAAI conference on artificial intelligence*, 2017.
- [43] K. Soomro, A. R. Zamir, and M. Shah. Ucf101: A dataset of 101 human actions classes from videos in the wild. *arXiv preprint arXiv:1212.0402*, 2012.
- [44] I. Sutskever, O. Vinyals, and Q. V. Le. Sequence to sequence learning with neural networks. In *Advances in neural information processing systems*, pages 3104–3112, 2014.
- [45] C. Szegedy, W. Liu, Y. Jia, P. Sermanet, S. Reed, D. Anguelov, D. Erhan, V. Vanhoucke, and A. Rabinovich. Going deeper with convolutions. In *Proceedings of the IEEE conference on computer vision and pattern recognition*, pages 1–9, 2015.
- [46] G. W. Taylor, R. Fergus, Y. LeCun, and C. Bregler. Convolutional learning of spatio-temporal features. In *European conference on computer vision*, pages 140–153. Springer, 2010.
- [47] D. Tran, L. Bourdev, R. Fergus, L. Torresani, and M. Paluri. Learning spatiotemporal features with 3d convolutional networks. *arXiv preprint arXiv:1412.0767*, 2014.
- [48] D. Tran, L. Bourdev, R. Fergus, L. Torresani, and M. Paluri. Learning spatiotemporal features with 3d convolutional networks. In *Proceedings of the IEEE international conference on computer vision*, pages 4489–4497, 2015.
- [49] A. Vaswani, N. Shazeer, N. Parmar, J. Uszkoreit, L. Jones, A. N. Gomez, Ł. Kaiser, and I. Polosukhin. Attention is all you need. In *Advances in neural information processing systems*, pages 5998–6008, 2017.
- [50] H. Wang and C. Schmid. Action recognition with improved trajectories. In *Proceedings of the IEEE international conference on computer vision*, pages 3551–3558, 2013.
- [51] H. Wang, M. M. Ullah, A. Klaser, I. Laptev, and C. Schmid. Evaluation of local spatio-temporal features for action recognition. In *BMVC*, 2009.
- [52] L. Wang, Y. Xiong, Z. Wang, Y. Qiao, D. Lin, X. Tang, and L. Van Gool. Temporal segment networks: Towards good practices for deep action recognition. In *European conference on computer vision*, pages 20–36. Springer, 2016.
- [53] P. Weinzaepfel, J. Revaud, Z. Harchaoui, and C. Schmid. Deepflow: Large displacement optical flow with deep matching. In *Proceedings of the IEEE International Conference on Computer Vision*, pages 1385–1392, 2013.
- [54] G. Willems, T. Tuytelaars, and L. Van Gool. An efficient dense and scale-invariant spatio-temporal interest point detector. In *European conference on computer vision*, pages 650–663. Springer, 2008.
- [55] Y. Xian, T. Lorenz, B. Schiele, and Z. Akata. Feature generating networks for zero-shot learning. In *Proceedings of the IEEE conference on computer vision and pattern recognition*, pages 5542–5551, 2018.
- [56] J. Yue-Hei Ng, M. Hausknecht, S. Vijayanarasimhan, O. Vinyals, R. Monga, and G. Toderici. Beyond short snippets: Deep networks for video classification. In *Proceedings of the IEEE conference on computer vision and pattern recognition*, pages 4694–4702, 2015.
- [57] J. Zhu, Z. Zhu, and W. Zou. End-to-end video-level representation learning for action recognition. In *2018 24th International Conference on Pattern Recognition (ICPR)*, pages 645–650. IEEE, 2018.