

# ROBUST TRAINING WITH ENSEMBLE CONSENSUS

**Jisoo Lee & Sae-Young Chung**

Korea Advanced Institute of Science and Technology

Daejeon, South Korea

{jisoolee, chung}@kaist.ac.kr

## ABSTRACT

Since deep neural networks are over-parameterized, they can memorize noisy examples. We address such memorizing issue in the presence of annotation noise. From the fact that deep neural networks cannot generalize neighborhoods of the features acquired via memorization, we hypothesize that noisy examples do not consistently incur small losses on the network under a certain perturbation. Based on this, we propose a novel training method called *Learning with Ensemble Consensus* (LEC) that prevents overfitting noisy examples by eliminating them using the consensus of an ensemble of perturbed networks. One of the proposed LECs, LTEC outperforms the current state-of-the-art methods on noisy MNIST, CIFAR-10, and CIFAR-100 in an efficient manner.

## 1 INTRODUCTION

Deep neural networks (DNNs) have shown excellent performance (Krizhevsky et al., 2012; He et al., 2016) on visual recognition datasets (Deng et al., 2009). However, it is difficult to obtain high-quality labeled datasets in practice (Wang et al., 2018a). Even worse, DNNs could not generalize the training data in the presence of noisy examples (Zhang et al., 2016). Therefore, there is an increasing demand for robust training methods. In general, DNNs optimized with SGD first generalize clean examples under label noise (Arpit et al., 2017). Based on this, recent studies consider examples that incur small losses on the network that does not overfit noisy examples as being clean (Han et al., 2018; Shen & Sanghavi, 2019). However, such small-loss examples may be corrupted, particularly under a high level of noise. Hence, choosing safe examples from the noisy dataset with small-loss criteria may be impractical.

To address this, we find the method of screening out noisy examples among small-loss examples by focusing on well-known observations: (i) noisy examples are learned via memorization rather than via generalization and (ii) under a certain perturbation, network predictions for memorized features easily fluctuate, while those for generalized features do not. Based on these two observations, we hypothesize that out of small-loss examples, training losses of noisy examples would increase by injecting certain perturbation to network parameters, while those of clean examples would not. This suggests that examples that consistently incur small losses under multiple perturbations can be considered as being clean. Since this idea comes from an artifact of SGD optimization, it can be applied to any architecture optimized with SGD.

In this work, we introduce a method of perturbing parameters to filter noisy examples out of small-loss examples. By embedding the filtering into training, we propose a new robust training scheme termed *learning with ensemble consensus* (LEC). In LEC, the network is first trained on the entire training set for a while and then trained on the intersection of small-loss examples of the ensemble of perturbed networks. We present three LECs with different perturbations and evaluate their effectiveness on three benchmark datasets with random label noise (Goldberger & Ben-Reuven, 2016; Ma et al., 2018), open-set noise (Wang et al., 2018b), and semantic noise. The proposed LEC outperforms existing robust training methods by efficiently removing noisy examples from training batches.

## 2 RELATED WORK

**Generalization of DNNs.** Although DNNs are over-parameterized, they have impressive generalization ability (Krizhevsky et al., 2012; He et al., 2016). Some studies argue that gradient-based optimization plays an important role in regularizing DNNs (Neyshabur et al., 2014; Zhang et al., 2016). Arpit et al. (2017) show that DNNs optimized with gradient-based methods generalize clean examples in the early stage of training. Since mislabeling reduces the correlation with other training examples, it is likely that noisy examples are learned via memorization. Therefore, we analyze the difference between generalized and memorized features to discriminate clean and noisy examples.

**Training DNNs with Noisy datasets.** Label noise issues can be addressed by reducing negative impact of noisy examples. One direction is to train with a modified loss function based on the noise distribution. Most studies of this direction estimate the noise distribution prior to training as it is not accessible in general (Sukhbaatar et al., 2014; Goldberger & Ben-Reuven, 2016; Patrini et al., 2017; Hendrycks et al., 2018). Another direction is to train with modified labels using the current model prediction (Reed et al., 2014; Ma et al., 2018). Aside from these directions, recent work suggests a method of exploiting small-loss examples (Jiang et al., 2017; Han et al., 2018; Yu et al., 2019; Shen & Sanghavi, 2019) based on the generalization ability of DNNs. However, it is still hard to find clean examples by relying on training losses. This study presents a simple method to overcome such a problem of small-loss criteria.

## 3 ROBUST TRAINING WITH ENSEMBLE CONSENSUS

### 3.1 PROBLEM STATEMENT

Suppose that  $\epsilon\%$  of examples in a dataset  $\mathcal{D} := \mathcal{D}_{clean} \cup \mathcal{D}_{noisy}$  are noisy. Let  $\mathcal{S}_{\epsilon, \mathcal{D}, \theta}$  denote the set of  $(100-\epsilon)\%$  small-loss examples of the network  $f$  parameterized by  $\theta$  out of examples in  $\mathcal{D}$ . Since it is generally hard to learn only all clean examples especially on the highly corrupted training set, it is problematic to regard all examples in  $\mathcal{S}_{\epsilon, \mathcal{D}, \theta}$  as being clean. To mitigate this, we suggest a simple idea: to find noisy examples among examples in  $\mathcal{S}_{\epsilon, \mathcal{D}, \theta}$ .

### 3.2 LEARNING WITH ENSEMBLE CONSENSUS (LEC)

Since noisy examples are little correlated with other training examples, they are likely to be learned via memorization. However, DNNs cannot generalize neighborhoods of the memorized features. This means that even if training losses of noisy examples are small, they can be easily increased under a certain perturbation  $\delta$ , *i.e.*, for  $(x, y) \in \mathcal{D}_{noisy}$ ,

$$(x, y) \in \mathcal{S}_{\epsilon, \mathcal{D}, \theta} \Rightarrow (x, y) \notin \mathcal{S}_{\epsilon, \mathcal{D}, \theta + \delta}.$$

Unlike noisy examples, the network  $f$  trained on the entire set  $\mathcal{D}$  can generalize some clean examples in the early stage of training. Thus, their training losses are consistently small in the presence of the perturbation  $\delta$ , *i.e.*, for  $(x, y) \in \mathcal{D}_{clean}$ ,

$$(x, y) \in \mathcal{S}_{\epsilon, \mathcal{D}, \theta} \Rightarrow (x, y) \in \mathcal{S}_{\epsilon, \mathcal{D}, \theta + \delta}.$$

This suggests that noisy examples can be identified from the inconsistency of losses under certain perturbation  $\delta$ . Based on this, we regard examples in the intersection of  $(100-\epsilon)\%$  small-loss examples of an ensemble of  $M$  networks generated by adding perturbations  $\delta_1, \delta_2, \dots, \delta_M$  to  $\theta$ , *i.e.*,

$$\bigcap_{m=1}^M \mathcal{S}_{\epsilon, \mathcal{D}, \theta + \delta_m}$$

as being clean. We call it **ensemble consensus filtering** because examples are selected via ensemble consensus. With this filtering, we propose a new robust training method termed **learning with ensemble consensus** (LEC) described in Algorithms 1 and 2. Both algorithms consist of *warming-up* and *filtering* processes. The difference between these two lies in the filtering process. During the filtering process of Algorithm 1, the network is trained on the intersection of  $(100-\epsilon)\%$  small-loss examples of  $M$  networks within a mini batch  $\mathcal{B}$ , thus the number of examples updated at once is changing. We can encourage more stable training with a fixed number of examples to be updated at

once as described in Algorithm 2. During the filtering process of Algorithm 2, we first obtain the intersection of small-loss examples of  $M$  networks within a full batch  $\mathcal{D}$  at each epoch. We then sample a subset of batchsize from the intersection and train them at each update like a normal SGD.

---

**Algorithm 1** LEC
 

---

**Require:** noisy dataset  $\mathcal{D}$  with noise ratio  $\epsilon\%$ , duration of warming-up  $T_w$ , # of networks used for filtering  $M$ , perturbation  $\delta$

- 1: Initialize  $\theta$  randomly
- 2: **for** epoch  $t = 1 : T_w$  **do** ▶ Warming-up process
- 3:   **for** mini-batch index  $b = 1 : \frac{|\mathcal{D}|}{\text{batchsize}}$  **do**
- 4:     Sample a subset of batchsize  $\mathcal{B}_b$  from a full batch  $\mathcal{D}$
- 5:      $\theta \leftarrow \theta - \alpha \nabla_{\theta} \frac{1}{|\mathcal{B}_b|} \sum_{(x,y) \in \mathcal{B}_b} CE(f_{\theta}(x), y)$
- 6:   **end for**
- 7: **end for**
- 8: **for** epoch  $t = T_w + 1 : T_{end}$  **do** ▶ Filtering process
- 9:   **for** mini-batch index  $b = 1 : \frac{|\mathcal{D}|}{\text{batchsize}}$  **do**
- 10:     Sample a subset of batchsize  $\mathcal{B}_b$  from a full batch  $\mathcal{D}$
- 11:     **for**  $m = 1 : M$  **do**
- 12:        $\theta_m = \theta + \delta_{m,b,t}$  ▷ Adding perturbation
- 13:        $\mathcal{S}_{\epsilon, \mathcal{B}_b, \theta_m} := (100 - \epsilon)\%$  small-loss examples of  $f_{\theta_m}$  within a mini batch  $\mathcal{B}_b$
- 14:     **end for**
- 15:      $\mathcal{B}_b' = \cap_{m=1}^M \mathcal{S}_{\epsilon, \mathcal{B}_b, \theta_m}$  ▷ Ensemble consensus filtering
- 16:      $\theta \leftarrow \theta - \alpha \nabla_{\theta} \frac{1}{|\mathcal{B}_b'|} \sum_{(x,y) \in \mathcal{B}_b'} CE(f_{\theta}(x), y)$
- 17:   **end for**
- 18: **end for**

---



---

**Algorithm 2** LEC-full
 

---

**Require:** noisy dataset  $\mathcal{D}$  with noise ratio  $\epsilon\%$ , duration of warming-up  $T_w$ , # of networks used for filtering  $M$ , perturbation  $\delta$

- 1: Initialize  $\theta$  randomly
- 2: **for** epoch  $t = 1 : T_w$  **do** ▶ Warming-up process
- 3:   **for** mini-batch index  $b = 1 : \frac{|\mathcal{D}|}{\text{batchsize}}$  **do**
- 4:     Sample a subset of batchsize  $\mathcal{B}_b$  from a full batch  $\mathcal{D}$
- 5:      $\theta \leftarrow \theta - \alpha \nabla_{\theta} \frac{1}{|\mathcal{B}_b|} \sum_{(x,y) \in \mathcal{B}_b} CE(f_{\theta}(x), y)$
- 6:   **end for**
- 7: **end for**
- 8: **for** epoch  $t = T_w + 1 : T_{end}$  **do** ▶ Filtering process
- 9:   **for**  $m = 1 : M$  **do**
- 10:      $\theta_m = \theta + \delta_{m,t}$  ▷ Adding perturbation
- 11:      $\mathcal{S}_{\epsilon, \mathcal{D}, \theta_m} := (100 - \epsilon)\%$  small-loss examples of  $f_{\theta_m}$  within a full batch  $\mathcal{D}$
- 12:     **end for**
- 13:      $\mathcal{D}'_t = \cap_{m=1}^M \mathcal{S}_{\epsilon, \mathcal{D}, \theta_m}$  ▷ Ensemble consensus filtering
- 14:     **for** mini-batch index  $b = 1 : \frac{|\mathcal{D}'_t|}{\text{batchsize}}$  **do**
- 15:       Sample a subset of batchsize  $\mathcal{B}'_b$  from  $\mathcal{D}'_t$
- 16:        $\theta \leftarrow \theta - \alpha \nabla_{\theta} \frac{1}{|\mathcal{B}'_b|} \sum_{(x,y) \in \mathcal{B}'_b} CE(f_{\theta}(x), y)$
- 17:     **end for**
- 18: **end for**

---

### 3.3 PERTURBATION TO IDENTIFY NOISY EXAMPLES

Now the goal is to find a perturbation  $\delta$  to be injected to distinguish between generalized and memorized features. We present three LECs with different perturbations in the following. The pseudocodes can be found in Section A.1.3.

- **Network-Ensemble Consensus (LNEC):** Inspired by the observation that an ensemble of networks with the same architecture is correlated during generalization and is decorrelated during memorization (Morcos et al., 2018), the perturbation  $\delta$  comes from the difference between  $M$  **networks**. During the warming-up process,  $M$  networks are trained independently. During the filtering process,  $M$  networks are trained on the intersection of  $(100-\epsilon)\%$  small-loss examples of  $M$  networks.
- **Self-Ensemble Consensus (LSEC):** We focus on the relationship between Morcos et al. (2018) and Lakshminarayanan et al. (2017): network predictions for memorized features are uncertain and those for generalized features are certain. Since the uncertainty of predictions also can be captured by multiple stochastic predictions (Gal & Ghahramani, 2016), the perturbation  $\delta$  comes from the difference between  $M$  **stochastic predictions of a single network**.<sup>1</sup> During the filtering process, the network is trained on the intersection of  $(100-\epsilon)\%$  small-loss examples obtained with  $M$  stochastic predictions.
- **Temporal-Ensemble Consensus (LTEC):** Inspired by the observation that during training, atypical features are more easily forgetful compared to typical features (Toneva et al., 2018), the perturbation  $\delta$  comes from the difference between **networks at current and preceding epochs**. During the filtering process, the network is trained on the intersection of  $(100-\epsilon)\%$  small-loss examples at the current epoch  $t$  and preceding  $\min(M - 1, t - 1)$  epochs. We collect  $(100-\epsilon)\%$  small-loss examples at the preceding epochs, rather than network parameters to reduce memory usage.

---

<sup>1</sup>As in Gal & Ghahramani (2016), the stochasticity of predictions is caused by stochastic operations such as dropout (Srivastava et al., 2014).

## 4 EXPERIMENTS

In this section, we show (i) the effectiveness of three perturbations at removing noisy examples from small-loss examples and (ii) the comparison of LEC and other existing methods under various annotation noises.

### 4.1 EXPERIMENTAL SETUP

**Annotation noise.** We study random label noise (Goldberger & Ben-Reuven, 2016; Ma et al., 2018), open-set noise (Wang et al., 2018b), and semantic noise. To generate these noises, we use MNIST (LeCun et al., 1998), CIFAR-10/100 (Krizhevsky et al., 2009) that are commonly used to assess the robustness. For each benchmark dataset, we only corrupt its training set, while leaving its test set intact for testing. The details can be found in Section A.1.1.

- **Random label noise.** Annotation issues can happen in easy images as well as hard images (Wang et al., 2018a). This is simulated in two ways: **sym- $\epsilon\%$**  and **asym- $\epsilon\%$** . For **sym- $\epsilon\%$** ,  $\epsilon\%$  of the entire set are randomly mislabeled to one of the other labels and for **asym- $\epsilon\%$** , each label  $i$  of  $\epsilon\%$  of the entire set is changed to  $i + 1$ . We study four types: **sym-20%** and **asym-20%** to simulate a low level of noise, and **sym-60%** and **asym-40%** to simulate a high level of noise.
- **Open-set noise.** In reality, annotated datasets may contain out-of-distribution (OOD) examples. As in Yu et al. (2019), to make OOD examples, images of  $\epsilon\%$  examples randomly sampled from the original dataset are replaced with images from another dataset, while labels are left intact. SVHN (Netzer et al., 2011) is used to make open-set noise of CIFAR-100, and ImageNet-32 (Chrabaszcz et al., 2017) and CIFAR-100 are used to make open-set noise of CIFAR-10. We study two types: 20% and 40% open-set noise.
- **Semantic noise.** In general, images with easy patterns are correctly labeled, while images with ambiguous patterns are obscurely mislabeled. To simulate this, we select the top  $\epsilon\%$  most uncertain images and then flip their labels to the confusing ones. The uncertainty of each image is computed by the amount of disagreement between predictions of networks trained with clean dataset as in Lakshminarayanan et al. (2017).<sup>2</sup> Then, the label of each image is assigned to the label with the highest value of averaged softmax outputs of the networks trained with a clean dataset except for its ground-truth label. We study two types: 20% and 40% semantic noise.

**Architecture and optimization.** Unless otherwise specified, we use a variant of 9-convolutional layer architecture (Laine & Aila, 2016; Han et al., 2018). All parameters are trained for 200 epochs with Adam (Kingma & Ba, 2014) with a batch size of 128. The details can be found in Section A.1.2.

**Hyperparameter.** The proposed LEC involves three hyperparameters: duration of warming-up  $T_w$ , noise ratio  $\epsilon\%$ , and the number of networks used for filtering  $M$ . Unless otherwise specified,  $T_w$  is set to 10, and  $M$  is set to 5 for random label noise and open-set noise, and 10 for semantic noise. We assume that a noise ratio of  $\epsilon\%$  is given. Further study can be found in Section 5.2.

**Evaluation.** We use two metrics: test accuracy and label precision (Han et al., 2018). At the end of each epoch, test accuracy is measured as the ratio of correctly predicted test examples to all test examples, and label precision is measured as the ratio of clean examples used for training to examples used for training. Thus, for both metrics, higher is better. For methods with multiple networks, the averaged values are reported. We report peak as well as final accuracy because a small validation set may be available in reality.

For each noise type, every method is run four times with four random seeds, *e.g.*, four runs of Standard on CIFAR-10 with sym-20%. A noisy dataset is randomly generated and initial network parameters are randomized for each run of both random label noise and open-set noise. Note that four noisy datasets generated in four runs are the same for all methods. On the other hand, semantic noise is generated in a deterministic way. Thus, only initial network parameters are randomized for each run of semantic noise.

<sup>2</sup>The uncertainty of image  $x$  is defined by  $\sum_{n=1}^N KL(f(x; \theta_n) || \frac{1}{N} \sum_{n=1}^N f(x; \theta_n))$  where  $f(\cdot; \theta)$  denotes softmax output of network parameterized by  $\theta$ . Here,  $N$  is set to 5 as in Lakshminarayanan et al. (2017).

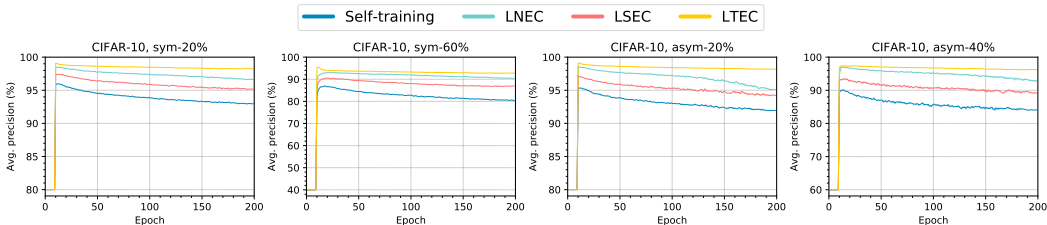


Figure 1: **Label precision (%)** of Self-training and three LECs on CIFAR-10 with **random label noise**. We plot the average as a solid line and the standard deviation as a shadow around the line.

Table 1: Average of **final/peak test accuracy (%)** of Self-training and three LECs on CIFAR-10 with **random label noise**. The best is highlighted in **bold**.

Dataset	Noise type	Self-training	LNEC	LSEC	LTEC
CIFAR-10	sym-20%	84.96/85.02	86.72/86.78	85.42/85.63	88.18/ <b>88.28</b>
	sym-60%	73.99/74.35	79.61/79.64	76.73/76.92	80.38/ <b>80.52</b>
	asym-20%	85.02/85.24	86.90/87.11	85.44/85.64	88.86/ <b>88.93</b>
	asym-40%	78.84/79.66	84.01/84.48	80.74/81.49	86.36/ <b>86.50</b>

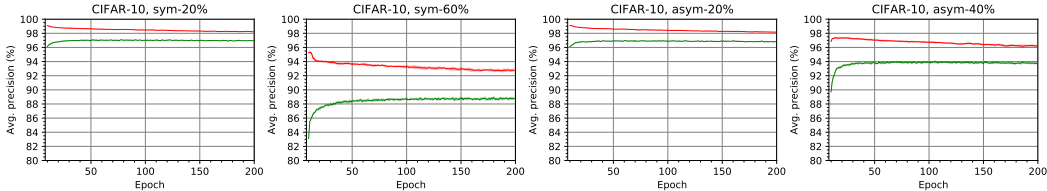


Figure 2: **Label precision (%)** of **small-loss examples of the current network** (in green) and **the intersection of small-loss examples of the current and preceding networks** (in red) during running LTEC on CIFAR-10 with random label noise. We report the precision from epoch 11 when the filtering process starts.

## 4.2 EFFECTIVENESS OF LECs AT IDENTIFYING NOISY EXAMPLES

**Comparison with Self-training.** In Section 3.1, we argue that  $(100-\epsilon)\%$  small-loss examples may be corrupted. To show this, we run LEC with  $M = 1$ , which is a method of training on  $(100-\epsilon)\%$  small-loss examples. Note that this method is similar to the idea of Jiang et al. (2017); Shen & Sanghavi (2019). We call it *Self-training* for simplicity. Figure 1 shows the label precision of Self-training is low especially under the high level of noise, *i.e.*, sym-60%. Compared to Self-training, three LECs are trained on higher precision data, achieving higher test accuracy as shown in Table 1. Out of these three, LTEC performs the best in both label precision and test accuracy.

**Noisy examples are removed through ensemble consensus filtering.** In LTEC, at every batch update, we first obtain  $(100-\epsilon)\%$  small-loss examples of the current network and then train on the intersection of small-loss examples of the current and preceding networks. We plot label precisions of small-loss examples of the current network (in green) and the intersection (in red) during running LTEC on CIFAR-10 with random noise in Figure 2. We observe that label precision of the intersection is always higher, indicating that noisy examples are removed through ensemble consensus filtering.

## 4.3 COMPARISON WITH STATE-OF-THE-ART METHODS

**Competing methods.** The competing methods include a regular training method: *Standard*, a method of training with corrected labels: *D2L* (Ma et al., 2018), a method of training with modified loss function based on the noise distribution: *Forward* (Patrini et al., 2017), and a method of exploiting small-loss examples: *Co-teaching* (Han et al., 2018). We tune all the methods individually as described in Section A.1.4.

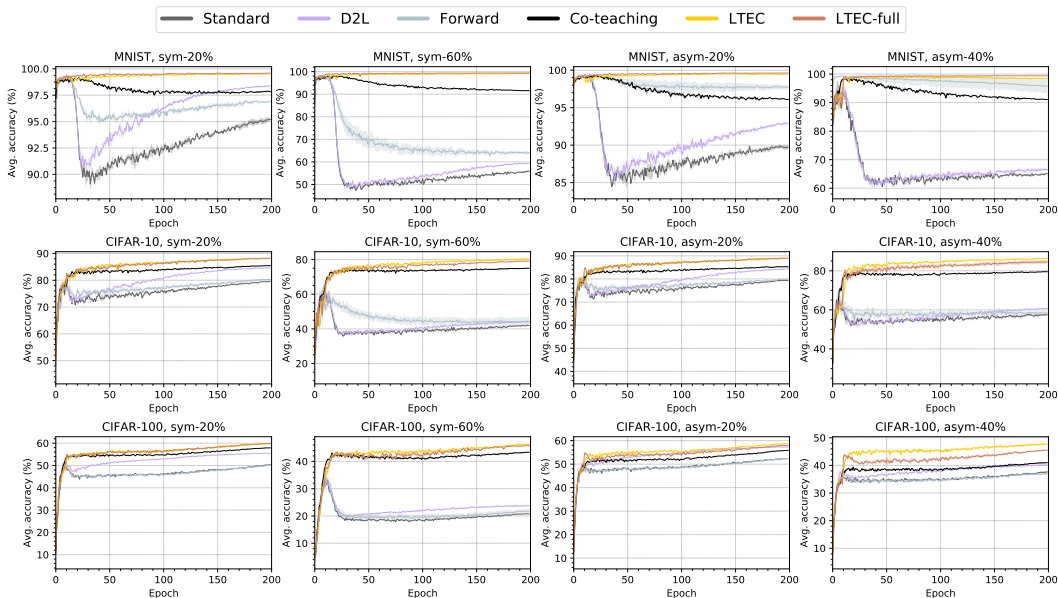


Figure 3: Test accuracy (%) of different algorithms on MNIST/CIFAR with random label noise.

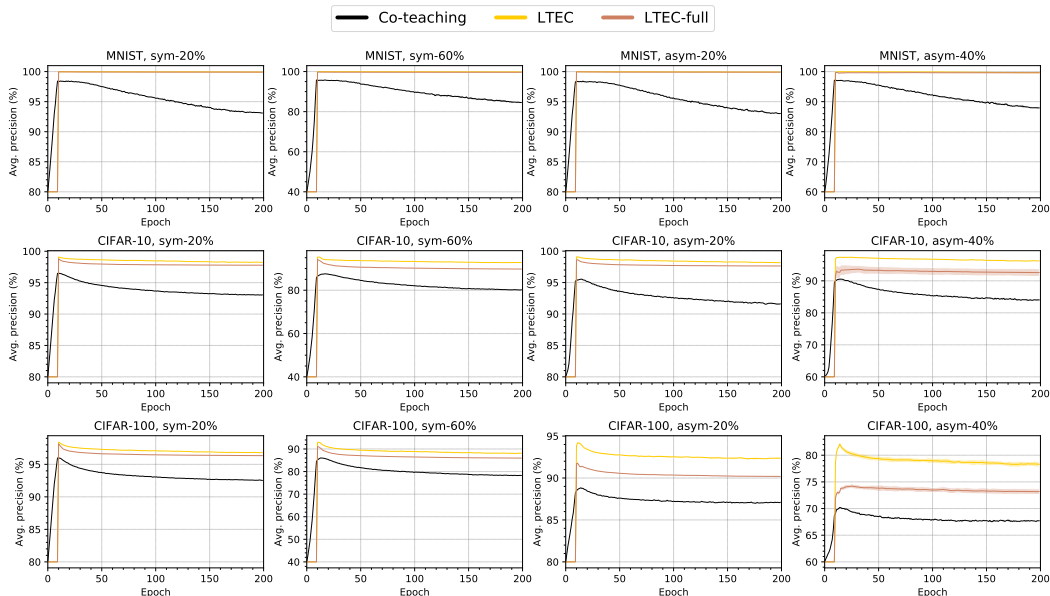


Figure 4: Label precision (%) of different algorithms on MNIST/CIFAR with random label noise.

**Results on MNIST/CIFAR with random label noise.** The overall results can be found in Figures 3 and 4, and Table 2. We plot the average as a solid line and the standard deviation as a shadow around the line. Figure 3 states that the test accuracy of D2L increases at the low level of label noise as training progresses, but it does not increase at the high level of label noise. This is because D2L puts large weights on given labels in the early stage of training even under the high level of noise. Forward shows its strength only in limited scenarios such as MNIST. Co-teaching does not work well on CIFAR-100 with asym-40%, indicating that its cross-training scheme is vulnerable to small-loss examples of a low label precision (see Figure 4). Unlike Co-teaching, our methods attempt to remove noisy examples in small-loss examples. Thus, on CIFAR-100 with asym-40% noise, both LTEC and LTEC-full surpass Co-teaching by a wide margin of about 6% and 5%, respectively.

Table 2: Average of **final/peak test accuracy (%)** of different algorithms on MNIST/CIFAR with **random label noise**. The best is highlighted in **bold**.

Dataset	Noise type	Standard	D2L	Forward	Co-teaching	LTEC	LTEC-full
MNIST	sym-20%	95.21/99.36	98.38/99.35	96.88/99.29	97.84/99.24	99.52/99.58	99.58/ <b>99.64</b>
	sym-60%	55.88/98.50	59.40/98.37	64.03/98.26	91.52/98.53	99.16/99.25	99.38/ <b>99.44</b>
	asym-20%	89.74/99.32	92.88/99.41	97.71/99.52	96.11/99.40	99.49/99.59	99.61/ <b>99.66</b>
	asym-40%	65.13/96.58	66.44/96.99	95.76/ <b>99.51</b>	91.10/98.81	98.47/99.32	99.40/99.48
CIFAR-10	sym-20%	79.50/80.74	84.60/84.68	80.29/80.91	85.46/85.52	88.18/88.28	88.16/ <b>88.31</b>
	sym-60%	41.91/65.06	44.10/65.26	44.38/61.89	75.01/75.19	80.38/ <b>80.52</b>	79.13/79.26
	asym-20%	79.24/81.39	84.27/84.40	79.89/82.08	85.24/85.44	88.86/88.93	89.04/ <b>89.14</b>
	asym-40%	57.50/68.77	60.63/67.46	58.53/67.19	79.53/80.19	86.36/ <b>86.50</b>	84.56/84.69
CIFAR-100	sym-20%	50.28/50.89	55.47/55.58	50.01/50.58	57.87/57.94	59.73/59.82	59.91/ <b>59.98</b>
	sym-60%	20.79/34.26	23.72/34.89	21.78/34.01	43.36/43.68	46.24/ <b>46.43</b>	45.77/45.89
	asym-20%	52.40/52.42	57.31/57.53	52.44/52.56	55.88/55.91	58.72/ <b>58.86</b>	58.05/58.16
	asym-40%	37.64/37.66	40.12/40.37	36.95/37.61	40.99/41.01	47.70/ <b>47.82</b>	45.49/45.55

Table 3: Average of **final/peak test accuracy (%)** of different algorithms on CIFAR with **open-set noise**. The best is highlighted in **bold**.

Dataset + Open-set	Noise type	Standard	D2L	Forward	Co-teaching	LTEC	LTEC-full
CIFAR-10 + CIFAR-100	20%	86.74/86.83	89.42/ <b>89.49</b>	86.87/86.96	88.58/88.61	88.69/88.82	89.07/89.11
	40%	82.64/82.71	85.32/85.41	82.57/82.68	86.18/86.22	86.37/ <b>86.41</b>	86.26/86.33
CIFAR-10 + ImageNet-32	20%	88.27/88.36	90.60/ <b>90.64</b>	88.24/88.29	88.99/89.06	89.15/89.24	89.34/89.42
	40%	85.90/85.99	87.91/ <b>87.95</b>	85.84/85.99	86.99/87.03	86.63/86.78	87.00/87.12
CIFAR-100 + SVHN	20%	59.08/59.19	62.89/ <b>62.98</b>	58.99/59.08	60.69/60.75	61.65/61.78	61.87/61.98
	40%	53.32/53.35	56.30/56.38	53.18/53.30	56.45/56.52	56.95/57.18	57.77/ <b>57.90</b>

Table 4: Average of **final/peak test accuracy (%)** of different algorithms on CIFAR with **semantic noise**. The best is highlighted in **bold**.

Dataset	Noise type	Standard	D2L	Forward	Co-teaching	LTEC	LTEC-full
CIFAR-10	20%	81.29/81.36	83.96/83.99	81.10/81.23	83.53/83.56	84.48/ <b>84.66</b>	84.48/84.58
	40%	71.64/74.36	74.72/74.94	71.38/73.47	76.61/76.89	75.52/76.52	76.57/ <b>78.06</b>
CIFAR-100	20%	56.88/56.96	60.23/ <b>60.40</b>	56.60/56.74	58.45/58.50	58.75/58.78	58.73/58.80
	40%	49.56/49.69	53.04/53.19	49.57/49.69	52.96/52.98	52.58/52.78	53.15/ <b>54.18</b>

**Results on CIFAR with open-set noise.** The overall results can be found in Table 3. All the methods including LTEC and LTEC-full perform well under open-set noise. We speculate that this is due to a low correlation between open-set noisy examples. This is supported by the results on CIFAR-10, *i.e.*, all the methods perform better on ImageNet-32 noise than on CIFAR-100 noise, as ImageNet-32 has more classes than CIFAR-100. Similar to poorly annotated examples, out-of-distribution examples are difficult to be generalized during the warming-up process. Therefore, they can be removed from training batches through ensemble consensus filtering.

**Results on CIFAR with semantic noise.** The overall results can be found in Table 4. The semantically generated noisy examples are highly correlated with each other, making it difficult to filter out those examples through ensemble consensus. We use 10 as the value of  $M$  for semantic noise because ensemble consensus with a bigger  $M$  is more conservative. On CIFAR with semantic noise, LTEC and LTEC-full perform comparably or best, compared to the other methods. Of the two, LTEC-full performs better on 40% semantic noise due to its training stability.

## 5 DISCUSSION

### 5.1 HARD-TO-CLASSIFY BUT CLEAN EXAMPLES

It is hard to learn all clean examples during the warming-up process. Therefore, clean examples with large losses may be excluded from training batches during the filtering process. However, we expect that the number of clean examples used for training would increase gradually as training proceeds since LEC allows the network to generalize clean examples without overfitting. To confirm this, we

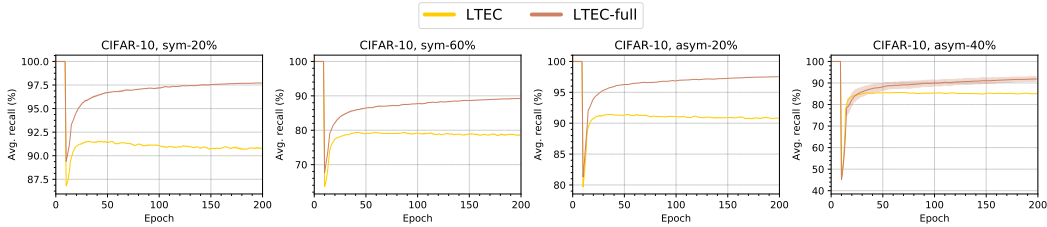


Figure 5: **Recall (%)** of LTEC and LTEC-full on CIFAR-10 with **random label noise**. We plot the average as a solid line and the standard deviation as a shadow around the line.

Table 5: Average of **final/peak test accuracy (%)** of LTEC with varying the number of networks used for filtering  $M$ . The best is highlighted in **bold**.

Dataset	Noise type	LTEC					
		$M = 1$	$M = 3$	$M = 5$	$M = 7$	$M = 9$	$M = \infty$
CIFAR-10	sym-20%	84.96/85.02	87.68/87.78	88.18/88.28	88.63/88.77	88.79/ <b>88.87</b>	86.57/86.62
	sym-60%	73.99/74.35	79.73/79.80	80.38/ <b>80.52</b>	80.39/80.45	80.28/80.39	71.63/71.86
	asym-20%	85.02/85.24	87.85/88.15	88.86/88.93	88.96/89.07	88.99/ <b>89.11</b>	85.55/85.59
	asym-40%	78.84/79.66	85.44/85.59	86.36/86.50	86.78/ <b>86.82</b>	86.59/86.63	77.30/77.40

Table 6: Average of **final/peak test accuracy (%)** of Co-teaching and LTEC with estimates of noise ratio (simulated). The best is highlighted in **bold**.

Dataset	Noise type	under-estimated ( $0.9\epsilon$ )		correctly estimated ( $\epsilon$ )		over-estimated ( $1.1\epsilon$ )	
		Co-teaching	LTEC	Co-teaching	LTEC	Co-teaching	LTEC
CIFAR-10	sym-20%	84.51/84.58	87.93/88.08	85.46/85.52	88.18/88.28	86.40/86.45	88.72/ <b>88.75</b>
	sym-60%	70.47/73.11	77.98/78.22	75.01/75.19	80.38/ <b>80.52</b>	79.15/79.17	79.34/79.45
	asym-20%	84.61/84.73	88.15/88.39	85.24/85.44	88.86/88.93	86.41/86.57	89.04/ <b>89.22</b>
	asym-40%	76.14/77.41	84.42/84.52	79.53/80.19	86.36/86.50	82.19/82.63	86.93/ <b>86.96</b>

measure recall defined by the ratio of clean examples used for training to all clean examples at the end of each epoch during running LTEC and LTEC-full. As expected, recalls of both LTEC and LTEC-full sharply increase in the first 50 epochs as described in Figure 5. Pre-training (Hendrycks et al., 2019) prior to the filtering process may help to prevent the removal of clean examples from training batches.

## 5.2 ABLATION STUDY

**The number of networks used for filtering.** During the filtering process of LEC, we use only the intersection of small-loss examples of  $M$  perturbed networks for training. This means that the number of examples used for training highly depends on  $M$ . To understand the effect of  $M$ , we run LTEC with varying  $M$  on CIFAR-10 with random label noise. In particular, the range of  $M$  is  $\{1, 3, 5, 7, 9, \infty\}$ . Table 5 shows that a larger  $M$  is not always lead to better performance. This is because too many examples may be removed from training batches as  $M$  increases. Indeed, the total number of examples used for training is critical for the robustness as claimed in Rolnick et al. (2017); Li et al. (2017).

**Noise ratio.** In reality, only a poorly estimated noise ratio may be accessible. To study the effect of poor noise estimates, we run LTEC on CIFAR-10 with random label noise using a bit lower and higher values than the actual noise ratio as in Han et al. (2018). We also run Co-teaching that requires the noise ratio for comparison. The overall results can be found in Table 6. Since it is generally difficult to learn all clean examples, training on small-loss examples selected using the over-estimated ratio (*i.e.*,  $1.1\epsilon$ ) is often helpful in both Co-teaching and LTEC. In contrast, small-loss examples selected using the under-estimated ratio may be highly corrupted. In this case, LTEC is robust to the estimation error of noise ratio, while Co-teaching is not. Such robustness of LTEC against noise estimation error comes from ensemble consensus filtering.



Table 7: Average of **final/peak** test accuracy (%) of Standard and LTEC with ResNet. The best is highlighted in **bold**.

Dataset	Noise Type	Standard (ResNet)	LTEC (ResNet)
CIFAR-10	sym-20%	81.31/85.30	89.01/ <b>89.12</b>
	sym-60%	61.94/72.80	81.46/ <b>81.66</b>
	asym-20%	81.93/87.32	88.90/ <b>89.04</b>
	asym-40%	62.76/77.10	86.62/ <b>86.85</b>

**Applicability to different architecture.** The key idea of LEC is rooted in the difference between generalization and memorization, *i.e.*, the ways of learning clean examples and noisy examples in the early SGD optimization (Arpit et al., 2017). Therefore, we expect that LEC would be applicable to any architecture optimized with SGD. To support this, we run Standard and LTEC with ResNet-20 (He et al., 2016). The architecture is optimized based on Chollet et al. (2015), achieving the final test accuracy of 90.67% on clean CIFAR-10. Here,  $T_w$  is set to 30 for the optimization details. Table 7 shows LTEC (ResNet) beats Standard (ResNet) in both peak and final accuracies, as expected.

## 6 CONCLUSION

This work presents the method of generating and using the ensemble for robust training. We explore three simple perturbation methods to generate the ensemble and then develop the way of identifying noisy examples through ensemble consensus on small-loss examples. Along with growing attention to the use of small-loss examples for robust training, we expect that our ensemble method will be useful for such training methods.

## ACKNOWLEDGMENTS

We thank Changho Suh, Jinwoo Shin, Su-Young Lee, Minguk Jang, and anonymous reviewers for their great suggestions. This work was supported by the ICT R&D program of MSIP/IITP. [2016-0-00563, Research on Adaptive Machine Learning Technology Development for Intelligent Autonomous Digital Companion]

## REFERENCES

- Mahdiah Abbasi, Arezoo Rajabi, Azadeh Sadat Mozafari, Rakesh B Bobba, and Christian Gagné. Controlling over-generalization and its effect on adversarial examples generation and detection. *arXiv preprint arXiv:1808.08282*, 2018.
- Devansh Arpit, Stanisław Jastrzębski, Nicolas Ballas, David Krueger, Emmanuel Bengio, Maxinder S Kanwal, Tegan Maharaj, Asja Fischer, Aaron Courville, Yoshua Bengio, et al. A closer look at memorization in deep networks. In *Proceedings of the 34th International Conference on Machine Learning-Volume 70*, pp. 233–242. JMLR. org, 2017.
- François Chollet et al. Keras. <https://github.com/fchollet/keras>, 2015.
- Patryk Chrabaszcz, Ilya Loshchilov, and Frank Hutter. A downsampled variant of imagenet as an alternative to the cifar datasets. *arXiv preprint arXiv:1707.08819*, 2017.
- Jia Deng, Wei Dong, Richard Socher, Li-Jia Li, Kai Li, and Li Fei-Fei. Imagenet: A large-scale hierarchical image database. In *2009 IEEE conference on computer vision and pattern recognition*, pp. 248–255. Ieee, 2009.
- Yarin Gal and Zoubin Ghahramani. Dropout as a bayesian approximation: Representing model uncertainty in deep learning. In *international conference on machine learning*, pp. 1050–1059, 2016.
- Jacob Goldberger and Ehud Ben-Reuven. Training deep neural-networks using a noise adaptation layer. 2016.

- Bo Han, Quanming Yao, Xingrui Yu, Gang Niu, Miao Xu, Weihua Hu, Ivor Tsang, and Masashi Sugiyama. Co-teaching: Robust training of deep neural networks with extremely noisy labels. In *Advances in neural information processing systems*, pp. 8527–8537, 2018.
- Kaiming He, Xiangyu Zhang, Shaoqing Ren, and Jian Sun. Deep residual learning for image recognition. In *Proceedings of the IEEE conference on computer vision and pattern recognition*, pp. 770–778, 2016.
- Dan Hendrycks, Mantas Mazeika, Duncan Wilson, and Kevin Gimpel. Using trusted data to train deep networks on labels corrupted by severe noise. In *Advances in neural information processing systems*, pp. 10456–10465, 2018.
- Dan Hendrycks, Kimin Lee, and Mantas Mazeika. Using pre-training can improve model robustness and uncertainty. *arXiv preprint arXiv:1901.09960*, 2019.
- Lu Jiang, Zhengyuan Zhou, Thomas Leung, Li-Jia Li, and Li Fei-Fei. Mentornet: Learning data-driven curriculum for very deep neural networks on corrupted labels. *arXiv preprint arXiv:1712.05055*, 2017.
- Diederik P Kingma and Jimmy Ba. Adam: A method for stochastic optimization. *arXiv preprint arXiv:1412.6980*, 2014.
- Alex Krizhevsky, Geoffrey Hinton, et al. Learning multiple layers of features from tiny images. Technical report, Citeseer, 2009.
- Alex Krizhevsky, Ilya Sutskever, and Geoffrey E Hinton. Imagenet classification with deep convolutional neural networks. In *Advances in neural information processing systems*, pp. 1097–1105, 2012.
- David Krueger, Nicolas Ballas, Stanislaw Jastrzebski, Devansh Arpit, Maxinder S Kanwal, Tegan Maharaj, Emmanuel Bengio, Asja Fischer, and Aaron Courville. Deep nets don’t learn via memorization. 2017.
- Samuli Laine and Timo Aila. Temporal ensembling for semi-supervised learning. *arXiv preprint arXiv:1610.02242*, 2016.
- Balaji Lakshminarayanan, Alexander Pritzel, and Charles Blundell. Simple and scalable predictive uncertainty estimation using deep ensembles. In *Advances in Neural Information Processing Systems*, pp. 6402–6413, 2017.
- Yann LeCun, Léon Bottou, Yoshua Bengio, Patrick Haffner, et al. Gradient-based learning applied to document recognition. *Proceedings of the IEEE*, 86(11):2278–2324, 1998.
- Wen Li, Limin Wang, Wei Li, Eirikur Agustsson, and Luc Van Gool. Webvision database: Visual learning and understanding from web data. *arXiv preprint arXiv:1708.02862*, 2017.
- Xingjun Ma, Yisen Wang, Michael E Houle, Shuo Zhou, Sarah M Erfani, Shu-Tao Xia, Sudanthi Wijewickrema, and James Bailey. Dimensionality-driven learning with noisy labels. *arXiv preprint arXiv:1806.02612*, 2018.
- Ari Morcos, Maithra Raghu, and Samy Bengio. Insights on representational similarity in neural networks with canonical correlation. In *Advances in Neural Information Processing Systems*, pp. 5727–5736, 2018.
- Yuval Netzer, Tao Wang, Adam Coates, Alessandro Bissacco, Bo Wu, and Andrew Y Ng. Reading digits in natural images with unsupervised feature learning. 2011.
- Behnam Neyshabur, Ryota Tomioka, and Nathan Srebro. In search of the real inductive bias: On the role of implicit regularization in deep learning. *arXiv preprint arXiv:1412.6614*, 2014.
- Avital Oliver, Augustus Odena, Colin A Raffel, Ekin Dogus Cubuk, and Ian Goodfellow. Realistic evaluation of deep semi-supervised learning algorithms. In *Advances in Neural Information Processing Systems*, pp. 3235–3246, 2018.

- Giorgio Patrini, Alessandro Rozza, Aditya Krishna Menon, Richard Nock, and Lizhen Qu. Making deep neural networks robust to label noise: A loss correction approach. In *Proceedings of the IEEE Conference on Computer Vision and Pattern Recognition*, pp. 1944–1952, 2017.
- Scott Reed, Honglak Lee, Dragomir Anguelov, Christian Szegedy, Dumitru Erhan, and Andrew Rabinovich. Training deep neural networks on noisy labels with bootstrapping. *arXiv preprint arXiv:1412.6596*, 2014.
- David Rolnick, Andreas Veit, Serge Belongie, and Nir Shavit. Deep learning is robust to massive label noise. *arXiv preprint arXiv:1705.10694*, 2017.
- Yanyao Shen and Sujay Sanghavi. Learning with bad training data via iterative trimmed loss minimization. In *International Conference on Machine Learning*, pp. 5739–5748, 2019.
- Nitish Srivastava, Geoffrey Hinton, Alex Krizhevsky, Ilya Sutskever, and Ruslan Salakhutdinov. Dropout: a simple way to prevent neural networks from overfitting. *The journal of machine learning research*, 15(1):1929–1958, 2014.
- Sainbayar Sukhbaatar, Joan Bruna, Manohar Paluri, Lubomir Bourdev, and Rob Fergus. Training convolutional networks with noisy labels. *arXiv preprint arXiv:1406.2080*, 2014.
- Christian Szegedy, Sergey Ioffe, Vincent Vanhoucke, and Alexander A Alemi. Inception-v4, inception-resnet and the impact of residual connections on learning. In *Thirty-First AAAI Conference on Artificial Intelligence*, 2017.
- Mariya Toneva, Alessandro Sordoni, Remi Tachet des Combes, Adam Trischler, Yoshua Bengio, and Geoffrey J Gordon. An empirical study of example forgetting during deep neural network learning. *arXiv preprint arXiv:1812.05159*, 2018.
- Fei Wang, Liren Chen, Cheng Li, Shiyao Huang, Yanjie Chen, Chen Qian, and Chen Change Loy. The devil of face recognition is in the noise. In *Proceedings of the European Conference on Computer Vision (ECCV)*, pp. 765–780, 2018a.
- Yisen Wang, Weiyang Liu, Xingjun Ma, James Bailey, Hongyuan Zha, Le Song, and Shu-Tao Xia. Iterative learning with open-set noisy labels. In *Proceedings of the IEEE Conference on Computer Vision and Pattern Recognition*, pp. 8688–8696, 2018b.
- Xingrui Yu, Bo Han, Jiangchao Yao, Gang Niu, Ivor W Tsang, and Masashi Sugiyama. How does disagreement benefit co-teaching? *arXiv preprint arXiv:1901.04215*, 2019.
- Chiyuan Zhang, Samy Bengio, Moritz Hardt, Benjamin Recht, and Oriol Vinyals. Understanding deep learning requires rethinking generalization. *arXiv preprint arXiv:1611.03530*, 2016.

## A APPENDIX

### A.1 IMPLEMENTATION DETAILS

#### A.1.1 ANNOTATION NOISES

- **Random label noise:** For sym- $\epsilon\%$ ,  $\epsilon\%$  of the entire set are randomly mislabeled to one of the other labels and for asym- $\epsilon\%$ , each label  $i$  of  $\epsilon\%$  of the entire set is changed to  $i + 1$ . The corruption matrices of sym- $\epsilon\%$  and asym- $\epsilon\%$  are described in Figures A1a and A1b, respectively.
- **Open-set noise:** For  $\epsilon\%$  open-set noise, images of  $\epsilon\%$  examples randomly sampled from the original dataset are replaced with images from external sources, while labels are left intact. For CIFAR-10 with open-set noise, we sample images from 75 classes of CIFAR-100 (Abbasi et al., 2018) and 748 classes of ImageNet (Oliver et al., 2018) to avoid sampling similar images with CIFAR-10.
- **Semantic noise:** For semantic noise, we choose uncertain images and then mislabel them ambiguously. In Figure A2, we see that clean examples have simple and easy images, while noisy examples have not. Also, its corruption matrix (see Figure A1c) describes the similarity between classes, e.g., cat and dog, car and truck, etc.

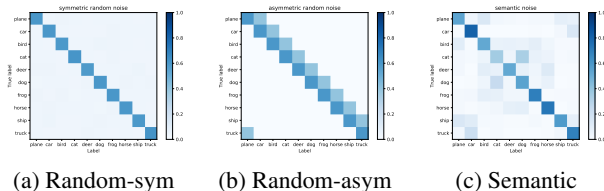


Figure A1: Corruption matrices of CIFAR-10 with random label noise and semantic noise.



Figure A2: **Clean examples** (top) and **noisy examples** (bottom) randomly sampled from CIFAR-10 with 20% **semantic** noise. We observe that noisy examples contain atypical features and are semantically mislabeled.

### A.1.2 ARCHITECTURE AND OPTIMIZATION DETAILS

The 9-convolutional layer architecture used in this study can be found in Table A1. The network is optimized with Adam (Kingma & Ba, 2014) with a batchsize of 128 for 200 epochs. The initial learning rate  $\alpha$  is set to 0.1. The learning rate is linearly annealed to zero during the last 120 epochs for MNIST and CIFAR-10, and during the last 100 epochs for CIFAR-100. The momentum parameters  $\beta_1$  and  $\beta_2$  are set to 0.9 and 0.999, respectively.  $\beta_1$  is linearly annealed to 0.1 during the last 120 epochs for MNIST and CIFAR-10, and during the last 100 epochs for CIFAR-100. The images of CIFAR are divided by 255 and are whitened with ZCA. Additional regularizations such as data augmentation are not applied. The results on clean MNIST, CIFAR-10, and CIFAR-100 can be found in Table A2.

Table A1: 9-conv layer architecture.

Input image
Gaussian noise ( $\sigma = 0.15$ )
$3 \times 3$ conv, 128, padding = 'same' batch norm, LReLU ( $\alpha = 0.01$ )
$3 \times 3$ conv, 128, padding = 'same' batch norm, LReLU ( $\alpha = 0.01$ )
$3 \times 3$ conv, 128, padding = 'same' batch norm, LReLU ( $\alpha = 0.01$ )
$2 \times 2$ maxpooling, padding = 'same' dropout (drop rate = 0.25)
$3 \times 3$ conv, 256, padding = 'same' batch norm, LReLU ( $\alpha = 0.01$ )
$3 \times 3$ conv, 256, padding = 'same' batch norm, LReLU ( $\alpha = 0.01$ )
$3 \times 3$ conv, 256, padding = 'same' batch norm, LReLU ( $\alpha = 0.01$ )
$2 \times 2$ maxpooling, padding = 'same' dropout (drop rate = 0.25)
$3 \times 3$ conv, 512, padding = 'valid' batch norm, LReLU ( $\alpha = 0.01$ )
$3 \times 3$ conv, 256, padding = 'valid' batch norm, LReLU ( $\alpha = 0.01$ )
$3 \times 3$ conv, 128, padding = 'valid' batch norm, LReLU ( $\alpha = 0.01$ )
global average pooling fc (128 $\rightarrow$ # of classes)

Table A2: Avg ( $\pm$  stddev) of **final test accuracy** of a regular training on clean MNIST, CIFAR-10, and CIFAR-100.

Dataset	MNIST	CIFAR-10	CIFAR-100
Test accuracy	99.60 $\pm$ 0.02	90.59 $\pm$ 0.15	64.38 $\pm$ 0.20

## A.1.3 PSEUDOCODES FOR LECs

We present three LECs with different perturbations in Section 3.3. The pseudocodes for LNEC, LSEC, LTEC, and LTEC-full are described in the following. In LTEC-full, we obtain small-loss examples utilized for filtering from the second epoch to encourage its stability.

**Algorithm A1** LNEC

---

**Require:** noisy dataset  $\mathcal{D}$  with noise ratio  $\epsilon\%$ , duration of warming-up  $T_w$ , The number of networks used for filtering  $M$

- 1: Initialize  $\theta_1, \theta_2, \dots, \theta_M$  randomly
- 2: **for** epoch  $t = 1 : T_w$  **do** ▶ Warming-up process
- 3:   **for** mini-batch index  $b = 1 : \frac{|\mathcal{D}|}{\text{batchsize}}$  **do**
- 4:     Sample a subset of batchsize  $\mathcal{B}_b$  from a full batch  $\mathcal{D}$
- 5:     **for** network index  $m = 1 : M$  **do**
- 6:        $\theta_m \leftarrow \theta_m - \alpha \nabla_{\theta_m} \frac{1}{|\mathcal{B}_b|} \sum_{(x,y) \in \mathcal{B}_b} CE(f_{\theta_m}(x), y)$
- 7:     **end for**
- 8:   **end for**
- 9: **end for**
- 10: **for** epoch  $t = T_w + 1 : T_{end}$  **do** ▶ Filtering process
- 11:   **for** mini-batch index  $b = 1 : \frac{|\mathcal{D}|}{\text{batchsize}}$  **do**
- 12:     Sample a subset of batchsize  $\mathcal{B}_b$  from a full batch  $\mathcal{D}$
- 13:     **for** network index  $m = 1 : M$  **do**
- 14:        $\mathcal{S}_{\epsilon, \mathcal{B}_b, \theta_m} := (100 - \epsilon)\%$  small-loss examples of  $f_{\theta_m}$  within  $\mathcal{B}_b$
- 15:     **end for**
- 16:      $\mathcal{B}_b' = \cap_{m=1}^M \mathcal{S}_{\epsilon, \mathcal{B}_b, \theta_m}$  ▷ Network-ensemble consensus filtering
- 17:     **for** network index  $m = 1 : M$  **do**
- 18:        $\theta_m \leftarrow \theta_m - \alpha \nabla_{\theta_m} \frac{1}{|\mathcal{B}_b'|} \sum_{(x,y) \in \mathcal{B}_b'} CE(f_{\theta_m}(x), y)$
- 19:     **end for**
- 20:   **end for**
- 21: **end for**

---

**Algorithm A2** LSEC

---

**Require:** noisy dataset  $\mathcal{D}$  with noise ratio  $\epsilon\%$ , duration of warming-up  $T_w$ , The number of networks used for filtering  $M$

- 1: Initialize  $\theta$  randomly
- 2: **for** epoch  $t = 1 : T_w$  **do** ▶ Warming-up process
- 3:   **for** mini-batch index  $b = 1 : \frac{|\mathcal{D}|}{\text{batchsize}}$  **do**
- 4:     Sample a subset of batchsize  $\mathcal{B}_b$  from a full batch  $\mathcal{D}$
- 5:      $\theta \leftarrow \theta - \alpha \nabla_{\theta} \frac{1}{|\mathcal{B}_b|} \sum_{(x,y) \in \mathcal{B}_b} CE(f_{\theta}(x), y)$
- 6:   **end for**
- 7: **end for**
- 8: **for** epoch  $t = T_w + 1 : T_{end}$  **do** ▶ Filtering process
- 9:   **for** mini-batch index  $b = 1 : \frac{|\mathcal{D}|}{\text{batchsize}}$  **do**
- 10:     Sample a subset of batchsize  $\mathcal{B}_b$  from a full batch  $\mathcal{D}$
- 11:     **for** forward pass index  $m = 1 : M$  **do**
- 12:        $\theta_m = \theta + \delta_m$  where  $\delta_m$  comes from the stochasticity of network architecture
- 13:        $\mathcal{S}_{\epsilon, \mathcal{B}_b, \theta_m} := (100 - \epsilon)\%$  small-loss examples of  $f_{\theta_m}$  within  $\mathcal{B}_b$
- 14:     **end for**
- 15:      $\mathcal{B}_b' = \cap_{m=1}^M \mathcal{S}_{\epsilon, \mathcal{B}_b, \theta_m}$  ▷ Self-ensemble consensus filtering
- 16:      $\theta \leftarrow \theta - \alpha \nabla_{\theta} \frac{1}{|\mathcal{B}_b'|} \sum_{(x,y) \in \mathcal{B}_b'} CE(f_{\theta}(x), y)$
- 17:   **end for**
- 18: **end for**

---

**Algorithm A3** LTEC

---

**Require:** noisy dataset  $\mathcal{D}$  with noise ratio  $\epsilon\%$ , duration of warming-up  $T_w$ , The number of networks used for filtering  $M$

- 1: Initialize  $\theta$  randomly
- 2: **for** epoch  $t = 1 : T_{end}$  **do**
- 3:    $\mathcal{P}_t = \emptyset$
- 4:   **for** mini-batch index  $b = 1 : \frac{|\mathcal{D}|}{\text{batchsize}}$  **do**
- 5:     Sample a subset of batchsize  $\mathcal{B}_b$  from a full batch  $\mathcal{D}$
- 6:      $\mathcal{S}_{\epsilon, \mathcal{B}_b, \theta} := (100 - \epsilon)\%$  small-loss examples of  $f_\theta$  within  $\mathcal{B}_b$
- 7:      $\mathcal{P}_t \leftarrow \mathcal{P}_t \cup \mathcal{S}_{\epsilon, \mathcal{B}_b, \theta}$
- 8:     **if**  $t < T_w + 1$  **then** ▶ Warming-up process
- 9:        $\theta \leftarrow \theta - \alpha \nabla_{\theta} \frac{1}{|\mathcal{B}_b|} \sum_{(x,y) \in \mathcal{B}_b} CE(f_\theta(x), y)$
- 10:     **else** ▶ Filtering process
- 11:       **if**  $t = 1$  **then**
- 12:          $\mathcal{B}_{b'} = \mathcal{S}_{\epsilon, \mathcal{B}_b, \theta}$
- 13:       **else if**  $t < M$  **then**
- 14:          $\mathcal{B}_{b'} = \mathcal{P}_1 \cap \mathcal{P}_2 \cap \dots \cap \mathcal{P}_{t-1} \cap \mathcal{S}_{\epsilon, \mathcal{B}_b, \theta}$
- 15:       **else**
- 16:          $\mathcal{B}_{b'} = \mathcal{P}_{t-(M-1)} \cap \mathcal{P}_{t-(M-2)} \cap \dots \cap \mathcal{P}_{t-1} \cap \mathcal{S}_{\epsilon, \mathcal{B}_b, \theta}$  ▷ Temporal-ensemble consensus filtering
- 17:       **end if**
- 18:        $\theta \leftarrow \theta - \alpha \nabla_{\theta} \frac{1}{|\mathcal{B}_{b'}|} \sum_{(x,y) \in \mathcal{B}_{b'}} CE(f_\theta(x), y)$
- 19:     **end if**
- 20:   **end for**
- 21: **end for**

---

**Algorithm A4** LTEC-full

---

**Require:** noisy dataset  $\mathcal{D}$  with noise ratio  $\epsilon\%$ , duration of warming-up  $T_w$ , The number of networks used for filtering  $M$

- 1: Initialize  $\theta$  randomly
- 2: **for** mini-batch index  $b = 1 : \frac{|\mathcal{D}|}{\text{batchsize}}$  **do**
- 3:   Sample a subset of batchsize  $\mathcal{B}_b$  from a full batch  $\mathcal{D}$
- 4:    $\theta \leftarrow \theta - \alpha \nabla_{\theta} \frac{1}{|\mathcal{B}_b|} \sum_{(x,y) \in \mathcal{B}_b} CE(f_\theta(x), y)$
- 5: **end for**
- 6: **for** epoch  $t = 2 : T_{end}$  **do**
- 7:    $\mathcal{P}_t := (100 - \epsilon)\%$  small-loss examples of  $f_\theta$  within  $\mathcal{D}$  ▷ Small-loss examples are computed from the 2nd epoch
- 8:   **if**  $t < T_w + 1$  **then** ▶ Warming-up process
- 9:     **for** mini-batch index  $b = 1 : \frac{|\mathcal{D}|}{\text{batchsize}}$  **do**
- 10:      Sample a subset of batchsize  $\mathcal{B}_b$  from a full batch  $\mathcal{D}$
- 11:       $\theta \leftarrow \theta - \alpha \nabla_{\theta} \frac{1}{|\mathcal{B}_b|} \sum_{(x,y) \in \mathcal{B}_b} CE(f_\theta(x), y)$
- 12:     **end for**
- 13:     **else** ▶ Filtering process
- 14:       **if**  $t < M + 1$  **then**
- 15:          $\mathcal{D}'_t = \mathcal{P}_2 \cap \mathcal{P}_3 \cap \dots \cap \mathcal{P}_{t-1} \cap \mathcal{P}_t$
- 16:       **else**
- 17:          $\mathcal{D}'_t = \mathcal{P}_{t-(M-1)} \cap \mathcal{P}_{t-(M-2)} \cap \dots \cap \mathcal{P}_{t-1} \cap \mathcal{P}_t$  ▷ Temporal-ensemble consensus filtering
- 18:       **end if**
- 19:       **for** mini-batch index  $b = 1 : \frac{|\mathcal{D}'_t|}{\text{batchsize}}$  **do**
- 20:         Sample a subset of batchsize  $\mathcal{B}'_b$  from  $\mathcal{D}'_t$
- 21:          $\theta \leftarrow \theta - \alpha \nabla_{\theta} \frac{1}{|\mathcal{B}'_b|} \sum_{(x,y) \in \mathcal{B}'_b} CE(f_\theta(x), y)$
- 22:       **end for**
- 23:     **end if**
- 24: **end for**

---

## A.1.4 COMPETING METHODS

The competing methods include a regular training method: *Standard*, a method of training with corrected labels: *D2L* (Ma et al., 2018), a method of training with modified loss function based on the noise distribution: *Forward* (Patrini et al., 2017), and a method of exploiting small-loss examples: *Co-teaching* (Han et al., 2018). We tune all the methods individually as follows:

- **Standard** : The network is trained using the cross-entropy loss.
- **D2L**: The input vector of a fully connected layer in the architecture is used to measure the LID estimates. The parameter involved with identifying the turning point, window size  $W$  is set to 12. The network is trained using original labels until the turning point is found and then trained using the bootstrapping target with adaptively tunable mixing coefficient.
- **Forward**: Prior to training, the corruption matrix  $C$  where  $C_{ji} = \mathbb{P}(y = i | y_{true} = j)$  is estimated based on the 97th percentile of probabilities for each class on MNIST and CIFAR-

10, and the 100th percentile of probabilities for each class on CIFAR-100 as in Hendrycks et al. (2018). The network is then trained using the corrected labels for 200 epochs.

- **Co-teaching:** Two networks are employed. At every update, they select their small-loss examples within a minibatch and then provide them to each other. The ratio of selected examples based on training losses is linearly annealed from 100% to  $(100-\epsilon)\%$  over the first 10 epochs.

## A.2 COMPLEXITY ANALYSIS

We compute space complexity as the number of network parameters and computational complexity as the number of forward and backward passes. Here we assume that early stopping is not used and the noise ratio of  $\epsilon\%$  is given. Note that the computational complexity of each method depends on its hyperparameter values, e.g., the duration of the warming-up process  $T_w$  and the noise ratio  $\epsilon\%$ . The analysis is reported in Table A3. Our proposed LTEC is the most efficient because it can be implemented with a single network based on Section A.1.3 and only a subset of the entire training set is updated after the warming-up process.

Table A3: **Complexity analysis:**  $M$  indicates the number of networks for filtering in LECs.

Complexity	Standard	Self-training	Co-teaching	LNEC	LSEC	LTEC/LTEC-full
<b>Space complexity</b>						
# of network parameters	$m$	$m$	$2m$	$Mm$	$m$	$m$
<b>Computational complexity</b>						
# of forward passes	$n$	$n$	$2n$	$Mn$	$Mn$	$n$
# of backward passes	$n$	$\leq n$	$\leq 2n$	$\leq Mn$	$\leq n$	$\leq n$

## A.3 ADDITIONAL RESULTS

### A.3.1 RESULTS OF LTEC WITH $M = \infty$

Figure A3 shows that ensemble consensus filtering with too large  $M$  removes clean examples from training batches in the early stage of the filtering process. Unlike LTEC with  $M = 5$ , the recall of LTEC with  $M = \infty$  does not increase as training proceeds, suggesting that its generalization performance is not enhanced. This shows that a larger  $M$  does not always lead to better performance. We expect that pre-training (Hendrycks et al., 2019) prior to the filtering process helps to reduce the number of clean examples removed by ensemble consensus filtering regardless of  $M$ .

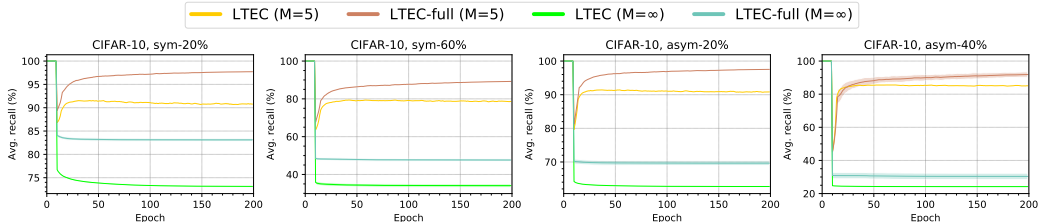


Figure A3: **Recall (%)** of LTECs with varying  $M$  on CIFAR-10 with **random label noise**.