

Self-Attentive Document Interaction Networks for Permutation Equivariant Ranking

Rama Kumar Pasumarthi, Xuanhui Wang, Michael Bendersky, Marc Najork

Google

{ramakumar,xuanhui,bemike,najork}@google.com

ABSTRACT

How to leverage cross-document interactions to improve ranking performance is an important topic in information retrieval (IR) research. However, this topic has not been well-studied in the learning-to-rank setting and most of the existing work still treats each document independently while scoring. The recent development of deep learning shows strength in modeling complex relationships across sequences and sets. It thus motivates us to study how to leverage cross-document interactions for learning-to-rank in the deep learning framework. In this paper, we formally define the permutation-equivariance requirement for a scoring function that captures cross-document interactions. We then propose a self-attention based document interaction network and show that it satisfies the permutation-equivariant requirement, and can generate scores for document sets of varying sizes. Our proposed methods can automatically learn to capture document interactions without any auxiliary information, and can scale across large document sets. We conduct experiments on three ranking datasets: the benchmark Web30k, a Gmail search, and a Google Drive Quick Access dataset. Experimental results show that our proposed methods are both more effective and efficient than baselines.

KEYWORDS

Learning to rank; document interaction networks, self-attention

1 INTRODUCTION

Ranking is a central problem in many applications of information retrieval (IR) such as search, recommender systems, and question answering. The purpose of a ranking algorithm is to sort a *set of items* into a ranked list such that the utility of the entire list is maximized. For example in search, a set of documents are to be ranked to answer a user’s query. The utility of the entire list highly depends on the top ranked documents.

Learning-to-rank employs machine learning techniques to solve ranking problems. The common formulation is to find a function that can produce scores for the list of documents of a query. The scores can then be used to sort the documents. Many early attempts to learning-to-rank cast a ranking problem as regression or classification [10, 27]. In such methods, the loss function being minimized incurs a cost for an incorrect prediction of relevance labels (“pointwise” loss) or pairwise preferences (“pairwise” loss). Such

formulations are, however, misaligned with the ranking objective where the utility is often defined over the entire list of documents. Indeed, the so called “listwise” methods that optimize a loss function defined over the entire list have been shown to learn better ranking functions [9, 11, 45].

While much research has been devoted to the evolution of loss functions, the nature of the learned scoring function has largely remained the same: a univariate scoring function that computes a relevance score for a document in isolation. How to capture cross-document interactions is the motivation behind several previous works [1, 2, 4, 15, 16, 38]. Early methods such as the score regularization technique [16] and the conditional random field based models [38] use the similarity between documents to smooth or regulate ranking scores. These methods, however, assume the existence of document similarity information from another source such as document clusters. More recently, neural learning-to-rank algorithms [1, 4] and click models [5] capture document interactions using recurrent neural networks over document lists. These methods, however, belong to the *re-ranking* setting because they assume that the input is an *ordered list*, but not a *set*.

Another work that investigates the effect of document interactions on ranking quality is RankProb [15]. It is a bivariate neural scoring function that takes a pair of documents as input and predicts the preference of one over the other. More recently, a more general framework was proposed in [2] to learn multivariate “groupwise” scoring functions (GSFs). Though being able to model document interactions, both methods are highly inefficient at inference time. These models suffer from a *training-serving* discrepancy: the function learned during training is different from the scoring function used in serving. For example, average pooling over the bivariate function learned during training is used as the scoring function in RankProb during serving. For higher-order interaction models (such as GSFs), the pooling is over an intractable number of permutations, and hence, *approximation* via sub-sampling is used, which worsens the training-serving discrepancy and makes the inference unstable.

In this paper, we identify a generic requirement for scoring functions with document interactions: permutation-equivariance. We analyze the existing approaches with respect to this requirement. Based on the this requirement, we propose a class of neural network models and show that they not only satisfy this requirement precisely, but are also more efficient in modeling document interactions and do not have the training-serving discrepancy. Our proposed method is based on self-attention on the document level. It naturally captures the cross-document interactions via the self-attention mechanism. To the best of our knowledge, our work is the first to use it to model document interactions for learning-to-rank.

Our contributions can be summarized as follows:

Permission to make digital or hard copies of part or all of this work for personal or classroom use is granted without fee provided that copies are not made or distributed for profit or commercial advantage and that copies bear this notice and the full citation on the first page. Copyrights for third-party components of this work must be honored. For all other uses, contact the owner/author(s).

arXiv, USA

© 2019 Copyright held by the owner/author(s).

DOI:

- We propose the permutation-equivariance requirement for any document interaction model and analyze existing methods with respect to this requirement.
- We identify a generic class of permutation-equivariant functions, instantiate it using a self-attentive document interaction network, and incorporate it into learning-to-rank.
- We empirically demonstrate the effectiveness and efficiency of our proposed methods on both search and recommendation tasks using three data sets.

This paper is organized as follows. We begin with a review of the literature in Section 2, and formalize the problem we wish to study in Section 3. In Section 4, we present a detailed description of our proposed methods. We examine the effectiveness of our methods empirically and summarize our findings in Section 5. Finally, we conclude this work and discuss future directions in Section 6.

2 RELATED WORK

In learning-to-rank literature, a common approach is called “score and sort”. For capturing the loss between the list of scores for documents and relevance labels, *pointwise* [12, 19], *pairwise* [8, 10] and *listwise* [7, 46, 47] losses have been extensively studied. Scoring functions have been parameterized by boosted decision trees [29], SVMs [26], and neural networks [10, 35, 36].

In the context of scoring query-document pairs, the recent neural ranking models have been broadly classified [20] into two categories: *representation* focused and *interaction* focused. The methods that are representation-focused [22, 34, 35] look at learning optimal vector space representations for queries and documents, and then combine them using dot product or cosine similarity. The interaction-focused methods learn a joint representation based on interaction networks between queries and documents. These approaches, along with hybrid variants between representation and interaction focused [32], are *univariate* approaches, i.e., they deal with scoring a query-document pair, and do not capture cross-document interactions. Please note that attention mechanism [41] has also been explored in this line of work, but it is mainly used in the word or paragraph level, not the document level.

Recent work in modeling document interactions in learning-to-rank have focused on the re-ranking scenario [1, 4, 37], where the input is an ordered list of documents, not a set. These are not applicable to full set ranking, which is the focus of our work. Regularizing scores [16], and a CRF approach [38] using document cluster information to augment the training loss have been explored, which are complementary to our proposed approach.

3 PROBLEM FORMULATION

In this section, we formulate our problem in the learning-to-rank setting.

3.1 Learning-to-Rank

Learning-to-rank solves ranking problems using machine learning techniques. In such a setting, the training data consists of a set of queries with each having a list of documents that we would like to rank. Formally, let $\mathcal{D} = \{(q, \mathbf{d}, \mathbf{y})\}$ be a training data set where q is a query, \mathbf{d} is the list of documents for q , and \mathbf{y} is the relevance

labels for \mathbf{d} . We use d_i and y_i to refer to the i -th elements in \mathbf{d} and \mathbf{y} respectively. A scoring function s takes both q and \mathbf{d} as input and computes a vector of scores $\hat{\mathbf{y}}$:

$$\hat{\mathbf{y}} = s(q, \mathbf{d}). \quad (1)$$

A loss function ℓ for query q can be defined between the predicted scores and the labels:

$$\ell(q, \mathbf{d}, \mathbf{y}) = \ell(\mathbf{y}, \hat{\mathbf{y}})$$

The goal of a learning-to-rank task is to find a scoring function s^* that minimizes the empirical loss over the training data:

$$s^* = \operatorname{argmin}_{s \in \mathcal{H}} \frac{1}{|\mathcal{D}|} \sum_{(q, \mathbf{d}, \mathbf{y}) \in \mathcal{D}} \ell(q, \mathbf{d}, \mathbf{y}). \quad (2)$$

Typical examples of the hypothesis space \mathcal{H} for a scoring function s are support vector machines [27, 28], boosted weak learners [48], gradient-boosted trees [10, 18], and neural networks [8].

3.2 Ranking Loss Functions

Given a formulation of the scoring function, there are various definitions of ranking loss functions [31]. In this paper, we focus on the following two listwise loss functions as they have been shown to be closely related to the ranking metrics [6, 7, 39]. The first one is the Softmax Cross-Entropy loss (denoted as Softmax) and has been shown to be a proper bound of ranking metrics over binary relevance labels like MRR [6]:

$$\ell(\mathbf{y}, \hat{\mathbf{y}}) = \sum_i \frac{y_i}{\sum_{i'} y_{i'}} \log \left(\frac{\exp(\hat{y}_i)}{\sum_{i'} \exp(\hat{y}_{i'})} \right). \quad (3)$$

where the subscript i and i' means the i -th or i' -th element in a vector.

The second one is the Approximate NDCG loss (denoted as ApproxNDCG) [7, 40]. It is more suitable for graded relevance labels, and is derived from the NDCG metric, but uses scores to approximate the ranks to make the objective smooth:

$$\ell(\mathbf{y}, \hat{\mathbf{y}}) = \frac{1}{DCG^*(\mathbf{y})} \sum_i \frac{2^{y_i} - 1}{\log_2(1 + \hat{r}_i)}, \quad (4)$$

where $DCG^*(\mathbf{y})$ is the normalization term of NDCG and \hat{r}_i is the approximate rank defined as

$$\hat{r}_i = 1 + \sum_{i': i' \neq i} \frac{\exp(-\eta \hat{y}_{i'})}{\exp(-\eta \hat{y}_i) + \exp(-\eta \hat{y}_{i'})},$$

where η is the parameter that controls the closeness of the approximation. When \hat{r}_i is replaced by the rank r_i sorted by scores \hat{y}_i , Equation 4 becomes the NDCG metric. A larger η makes \hat{r}_i closer to r_i , but it also makes ApproxNDCG less smooth and thus harder for optimization. We tune η in our experiments and set $\eta = 0.1$ since it gives the optimal results.

3.3 Permutation-Equivariance Requirement

Our focus in this paper is on scoring functions. We postulate that it is preferable that the scoring function is *permutation equivariant*, so that the resulting ranking will be independent of the original ordering induced over the items by the candidate generation process (e.g., a base ranker, or a retrieval mechanism). This ensures

that the learned ranker will not be biased by any errors in the candidate generation process. We first give the general mathematical definition of *permutation-equivariant* functions.

Definition 3.1 (Permutation-Equivariant Functions). Let \mathbf{x} be a vector of elements $[x_1, \dots, x_n]$, where $x_i \in \mathcal{X}$, and π is a permutation of indices $[1, \dots, n]$. A function $f : \mathcal{X}^n \rightarrow \mathcal{Y}^n$ is *permutation-equivariant* iff

$$f(\pi(\mathbf{x})) = \pi(f(\mathbf{x})).$$

That is, a permutation applied to the input vector will result in the same permutation applied to the output of the function.

For a scoring function $s(q, \mathbf{d})$, the input domain \mathcal{X} is defined by the representation of q and \mathbf{d} (e.g., $\mathbb{R}^{k_q+k_d}$ where k_q and k_d are the dimension of their vector representation) and the output domain is $\mathcal{Y} = \mathbb{R}$. It is permutation-equivariant iff

$$s(q, \pi(\mathbf{d})) = \pi(s(q, \mathbf{d})).$$

We analyze some existing work in term of this requirement.

The vast majority of learning-to-rank algorithms assume a *univariate* scoring function that computes a score for each document independently of others. With slight abuse of notation, we also use s to represent the scoring function on each individual document:

$$\hat{y}_i = s(q, d_i) \quad (5)$$

where d_i is an individual document in the list \mathbf{d} and \hat{y}_i is the i^{th} value of the score vector $\hat{\mathbf{y}}$. A univariate scoring function is permutation-equivariant because

$$\begin{aligned} \pi(s(q, \mathbf{d})) &= \pi([s(q, d_1), s(q, d_2), \dots]) \\ &= [s(q, d_{\pi(1)}), s(q, d_{\pi(2)}), \dots] \\ &= s(q, \pi(\mathbf{d})). \end{aligned}$$

The Groupwise Scoring Functions (GSFs) [2] boil down to univariate scoring functions when the group size is 1. A larger group size is needed to model cross-document interactions. For example, for groups of size 2, the scoring of the i -th document is:

$$\hat{y}_i = \frac{1}{2(n-1)} \sum_{d_j} g(q, d_i, d_j) + g(q, d_j, d_i), \quad (6)$$

where g is the sub-scoring function in GSF and is implemented using feed forward networks. Higher-order interactions are explicitly captured when the group size is larger, but it becomes impractical to implement a GSF precisely due to the combinatorial number of groups. Monte Carlo sampling methods are used to approximate and this can make GSFs unstable. In this sense, GSFs are *approximately* permutation-equivariant.

The RankProb approach in [15] trains a bivariate interaction scoring function $g(q, d_i, d_j)$ by concatenating the features as the input for a feed forward network. The loss function is a logistic regression on the pairwise preference of the two documents. For inference, it uses the average pooling in Equation 6. This model is similar to the GSFs with group size 2. It has a training-serving discrepancy. The average pooling makes the scoring function permutation-equivariant but directly using it has a $O(n^2)$ time complexity, which is not scalable.

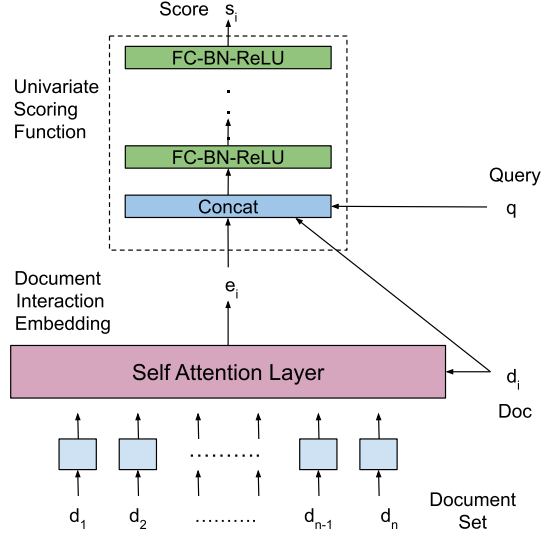


Figure 1: Self-Attentive Document Interaction Network.

4 PROPOSED METHODS

In this section, we first present a general class of permutation-equivariant functions and outline how we build a permutation equivariant scoring function using deep neural networks for our proposed approach.

4.1 A Class of Permutation Equivariant Functions

Our permutation-equivariant functions are based on permutation-invariant functions. We start with the formal definition of permutation-invariant functions.

Definition 4.1 (Permutation-Invariant Functions). Let \mathbf{x} be a vector of elements $[x_1, \dots, x_n]$, where $x_i \in \mathcal{X}$ and π be a permutation of indices of $[1, \dots, n]$. A function $f : \mathcal{X}^n \rightarrow \mathcal{Y}$ is *permutation-invariant* iff

$$f(\pi(\mathbf{x})) = f(\mathbf{x}).$$

That is, any permutation of the input \mathbf{x} has the same output.

The work in [49] provides a general characterization of permutation-invariant functions as follows:

THEOREM 4.2. *A function $f(\mathbf{x})$ is permutation-invariant iff it can be decomposed in the form $\rho(\sum_{x_i \in \mathbf{x}} \phi(x_i))$, for a suitable choice of ρ and ϕ .*

Though simple, Theorem 4.2 is less constructive. Ilse et. al. [23] proposed a mechanism to extend the form in Theorem 4.2 (called *pooling* function) to a weighting pooling, based on the attention mechanism. We shall refer this as *attention pooling* function. Given a generic context c , a pooling function can be extended to attention pooling as follows:

$$f(\mathbf{x}; c) = \rho \left(\sum_{x_i \in \mathbf{x}} \alpha(x_i, c) \phi(x_i) \right) \quad (7)$$

Here, $\alpha(\cdot)$ is the popular attention mechanism, which is used to capture the similarity between the context and the item.

The class of permutation-equivariant functions in this paper is based on self-attention [30]. The key idea is to instantiate the context c by an item x_i in \mathbf{x} . Based on Equation 7, we form a function $F : \mathcal{X}^n \rightarrow \mathcal{Y}^n$ that can be verified to be permutation-equivariant as follows:

$$F(\mathbf{x}) = \{f(\mathbf{x}; c = x_k)\}_{k=1}^n \quad (8)$$

$$= \left\{ \rho \left(\sum_{x_i \in \mathbf{x}} \alpha(x_i, x_k) \phi(x_i) \right) \right\}_{k=1}^n$$

4.2 Self-Attentive Document Interaction Networks

We instantiate the permutation-equivariant functions using the scaled-dot product attention, proposed in the work on Transformer [44].

4.2.1 Self-Attention Layers. The attention layer in Transformer is defined based on three matrices: $Q \in \mathbb{R}^{n_q \times k}$, $K \in \mathbb{R}^{n_k \times k}$, $V \in \mathbb{R}^{n_k \times n_v}$, where k is the dimension of keys in K matrix, as follows:

$$\text{Attention}(Q, K, V) := \text{softmax}\left(\frac{QK^T}{\sqrt{k}}\right)V \quad (9)$$

The output of the attention is a matrix in $\mathbb{R}^{n_q \times n_v}$. The self-attention is a special case of the attention where we use $Q = K = V$. In our setting, we implement each row of V as the concatenation of the vector representation of q and each d_i . The self-attention is permutation-equivariant by using each row of V as $\phi(x_i)$ and setting the matrix form of α as $\text{softmax}\left(\frac{VV^T}{\sqrt{k}}\right)$ in Equation 8. Similar to the work on Transformer [44], we use layer normalization [3] and residual connections [21] over the output of the self-attention and these operations form the function of ρ in Equation 8.

Furthermore, we use the multi-headed attention mechanism, which allows the model to learn multiple attention weights per layer:

$$\text{MultiHead}(Q, K, V) := \text{concat}(\text{head}_1, \dots, \text{head}_n)W^O \quad (10)$$

$$\text{head}_i := \text{Attention}(QW_i^Q, KW_i^K, VW_i^V)$$

where matrices W_i 's are the weight matrices for each head. Heads are concatenated along rows and projected by W^O . Again we can have a self-attention layer by setting $Q = K = V$ and show this is permutation-equivariant.

We note that such an self-attention mostly take the pairwise document interactions. Since permutation-equivariance is preserved for function composition ($G \circ F(\mathbf{x}) = G(F(\mathbf{x}))$), we can stack multiple self-attention layers. Multiple layers can enhance and potentially capture higher-order interactions better.

4.2.2 Scoring Layers. However, our goal is to derive a permutation-equivariant scoring function whose output is $\mathcal{Y}^n = \mathbb{R}^n$. We propose to use a univariate scoring function s on top of the output of self-attention layers. Let $F(q, \mathbf{d})$ be the output of self-attention layers and $e(d_i; \mathbf{d}) = F(q, \mathbf{d})_i$ be the i -th row of the output, corresponding to document d_i . We propose a ‘‘wide and deep’’ scoring function to combine self-attention based features with query and document features:

$$\hat{y}_i = s(q, d_i, \mathbf{d}) = s(q, d_i, e(d_i; \mathbf{d}))$$

We refer to this as a ‘‘wide and deep’’ architecture, where the output of ‘‘deep’’ layers, a stack of self-attention layers, is combined in a ‘‘wide’’ univariate scoring function with query and document features to generate a score per document.

We show that this ‘‘wide and deep’’ scoring function (denoted as s_{DIN}) is still permutation-equivariant, while capturing cross-document interactions.

$$\begin{aligned} \pi(s_{DIN}(q, \mathbf{d})) &= \pi([s(q, d_1, e(d_1; \mathbf{d})), s(q, d_2, e(d_2; \mathbf{d}))), \dots]) \\ &= [s(q, d_{\pi(1)}, e(d_{\pi(1)}; \mathbf{d})), s(q, d_{\pi(2)}, e(d_{\pi(2)}; \mathbf{d}))), \dots] \\ &= [s(q, d_{\pi(1)}, F(q, \mathbf{d})_{\pi(1)}), s(q, d_{\pi(2)}, F(q, \mathbf{d})_{\pi(2)}), \dots] \\ &= s_{DIN}(q, \pi(\mathbf{d})). \end{aligned}$$

We call our method Self-Attentive Document Interaction Networks (denoted as attn-DIN) and the structure of the score for a given document is shown in Figure 1. The self-attention layer can be stacked sequentially, without losing the permutation equivariance property. In ‘‘wide and deep’’ fashion, the output of this layer, document interaction embeddings, is combined with query and document features and fed as an input to a univariate scoring function. The specific univariate scoring function captures interactions between features using a stack of feedforward layers. Specifically, for each feedforward layer, the input is passed through a dropout regularization [42] (to prevent overfitting), and the output is passed through a batch normalization layer [24], followed by a non-linear ReLU [33] activation, where $\text{ReLU}(x) = \max(x, 0)$. We refer to this combination as *FC-BN-ReLU* in Figure 1. The final output is projected to a single score for a document.

5 EXPERIMENTS

In this section, we first outline several learning-to-rank datasets and baseline methods used in our experiments. We then report the comparisons on both model effectiveness and inference efficiency.

5.1 Datasets

5.1.1 MSLR Web30k. The Microsoft Learning to Rank (MSLR) Web30k [9] public dataset comprises of 30,000 queries. We use Fold1, which has 3 partitions: train, validation, and test. For each query-document pair, it has 136 dense features. Each query has a variable number of documents, and we use at most 200 documents per query for training baseline and proposed methods. During evaluation, we use the test partition and consider all the documents present for a query. We discard queries with no relevant documents both during training and evaluation.

5.1.2 Quick Access. In Google Drive, Quick Access [43] is a zero-state recommendation system, that surfaces relevant documents that users might click on when they visit the Drive home. The features are all dense, as described in Tata et. al. [43], and user clicks are used as relevance labels. We collect around 30 million recommended documents and their click information. Each session has up to 100 documents, along with user features as contextual information for training and evaluation. We use a 90%-10% train-test split on this dataset.

5.1.3 Gmail Search. In Gmail, we look at search over e-mails, where a user types in a query, looks for a relevant e-mail, and clicks on one of the six results returned by the system. The list

Table 1: Comparison of NDCG between GSF models and attn-DIN for cross-document interactions on Web30k data. * indicates the best GSF model. Δ/∇ indicate statistically significant increase/decrease compared to best GSF model (p-value \leq 0.05).

Method	NDCG@1	NDCG@5	NDCG@10
GSF(m=64) with Softmax (best reported [2])	44.21	44.46	46.77
GSF(m=1) with ApproxNDCG (best reported [7])	46.64	45.38	47.31
GSF(m=1) with ApproxNDCG (finetuned)*	46.81	45.59	47.39
attn-DIN with ApproxNDCG (proposed approach)	48.16Δ	46.62Δ	48.21Δ
LambdaMART (RankLib)	45.35	44.59	46.46
LambdaMART (lightGBM)	50.33	49.20	51.05

of six e-mails are considered as the candidate set, and the clicks are used as the relevance labels. To preserve privacy, we remove personal information, and apply k -anonymization. Around 200 million queries are collected, with a 90%-10% train-test split. The features comprise of both dense and sparse features, The sparse features comprise of character and word level n-grams with k -anonymization applied.

5.2 Baselines

On the public Web30k dataset, we compare with LambdaMART’s implementation in RankLib [14] and lightGBM [29], and with multivariate Groupwise Scoring Functions [2]. Since the labels consist of graded relevance, for evaluation measures, we use Normalized Discounted Cumulative Gain (NDCG) [25] for top 1, 5, and 10 documents ordered by the scores.

On the private datasets of Quick Access and Gmail, we compare only with Groupwise Scoring Functions. Given the massive scale of the datasets, and the heterogeneous nature of features (dense and sparse), the open source implementations of LambdaMART do not scale on these datasets. Furthermore, prior work demonstrated that GSFs are superior to LambdaMART when sparse features are present [2]. We evaluate using Mean Reciprocal Rank [13] and Average Relevance Position [50], as the labels are binary clicks, for which these two measures are most suitable.

5.3 Hyperparameters

On Web30k dataset, to encode document interactions, we use one self-attention layer with 100 neurons, and with a single attention head. The univariate scoring function to combine the output of self-attention with query and document features comprises of an input batch normalization layer, followed by 7 feedforward fully-connected layers (FC - BN - $ReLU$ layers, as shown in Figure 1) of sizes 1024, 512, 256, 128, 64, 32, 16. The model is trained using a training batch size of 128, and Adagrad [17] optimizer, with a learning rate of 0.005 to minimize the ApproxNDCG ranking loss. We use a similar setup for Gmail and Quick Access, with Softmax loss minimized using Adagrad Optimizer, trained for 10 million and 5 million steps respectively. For Gmail, we use 5 layers of self-attention with 100 neurons each, with 4 heads for encoding document interactions. For Quick Access, we use 3 layers of self-attention with 100 neurons each, with 5 heads for encoding document interactions.

5.4 Model Effectiveness

In Table 1, on Web30k data, we compare the proposed attn-DIN approach with LambdaMART and GSFs. For LambdaMART, we

Table 2: Model performance on Quick Access and Gmail data. Note that Δ MRR and Δ ARP denote % relative improvement. The best performance per column is in bold. * indicates the best GSF model. Δ/∇ indicate statistically significant increase/decrease compared to the best GSF model (p-value \leq 0.05).

(a) Quick Access	Δ MRR	Δ ARP
GSF(m=1)* (univariate scoring)	-	-
GSF(m=4)	-0.440 \pm 0.177 ∇	-0.659 \pm 0.141 ∇
attn-DIN (proposed approach)	+0.312 \pm 0.113Δ	+0.413 \pm 0.124Δ
(b) Gmail Search	Δ MRR	Δ ARP
GSF(m=1) (univariate scoring)	-	-
GSF(m=3)*	+1.006 \pm 0.247	+1.308 \pm 0.246
attn-DIN (proposed approach)	+1.245 \pm 0.228Δ	+1.430 \pm 0.247

consider the lightGBM implementation and the older RankLib implementation, and list the best reported metrics on test data. For the GSFs, we list the best reported metrics, and also an improved model based on our finetuning experiments. In Figure 2, we compare attn-DIN model with multivariate GSF models for varying group sizes. Since the list size is large for Web30k dataset (around 200), we increase the group size on an exponential scale from 1 to 128. We also show 95% bootstrapped confidence intervals for each of the models.

We observe that the proposed approach significantly outperforms both the best reported and finetuned GSFs, giving around 1 point improvement for NDCG@5 (measured from 0-100), which is statistically significant (+1.03 \pm 0.35), measured using paired t -test with p-value threshold of 0.05. These gains are not just from using a deeper network or from more neural network parameters, as shown in Figure 3. The increase in number of parameters over the univariate scoring is the smallest for attn-DIN model, compared to any of the GSF models, while the improvement in ranking measure is significant. Our attn-DIN model tries to capture similarity using dot product attention mechanism and pooling to combine feature values, while GSFs explicitly model cross-document interactions using feedforward networks. As the group size increases, the number of parameters needed to capture cross-document interactions also increase. This also leads to increase in inference time, as discussed in Section 5.5.

The proposed approach outperforms RankLib’s LambdaMART, but not the lightGBM implementation. We believe this is due to the fact that Gradient Boosted Decision Trees are very powerful class

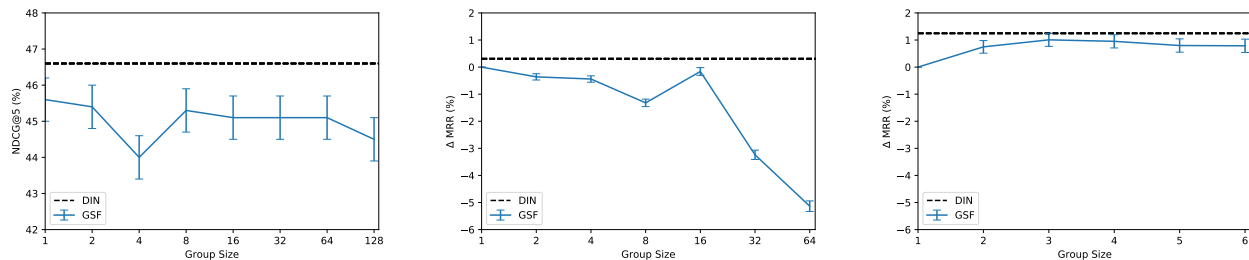


Figure 2: Comparison of ranking metrics between GSF models and attn-DIN on (left to right): Web30k, Quick Access and Gmail datasets.

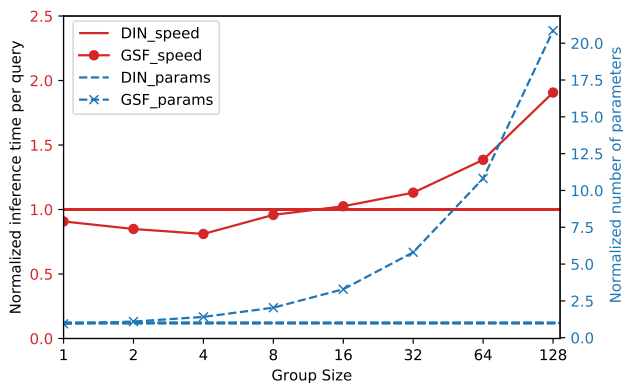


Figure 3: Comparison of normalized inference time per query and number of parameters between GSF models and attn-DIN.

of machine learning models when the feature set consists of purely dense features, and smaller training datasets.

In most real world scenarios, input features tend to have both dense and sparse features. Query, document titles and metadata tend to naturally have textual description, which play a key role during user’s relevance judgment, and hence are powerful signals for training ranking models. We look at two real world datasets, on Gmail Search and Quick Access, with a large amount of data and a variety of features, as described in Section 5.3. In Table 2, we report relative improvements in MRR, due to private nature of these datasets. For statistical significance, we use paired t -test over relative improvements in MRR, with p-value threshold of 0.05.

On the Quick Access dataset (Table 2(a)), we analyze the relative improvements in MRR, and observe that the proposed approach does significantly better than the univariate model, which is in fact, the best performing GSF model. While the GSF models fail to produce any improvements from cross-document interactions on this dataset, our proposed approach effectively captures them.

On the Gmail dataset (Table 2(b)), the proposed approach is significantly better than the univariate model, and is superior to the best GSF model ($m = 3$). We conducted a paired t -test between attn-DIN and the best GSF model, and we observe a relative improvement in MRR, $+0.237 \pm 0.206$, which is a statistically significant improvement. Note that in Gmail, we consider smaller document candidate sets (6 document per query), whereas in Web30k and Quick Access, we use much larger candidate sets (200 documents per query and 100 documents per user request, respectively). For

larger group sizes (≥ 8), the performance of GSF models deteriorates, whereas the proposed approach is able to capture cross-document interactions effectively.

5.5 Model Efficiency

In Figure 3, we compare the inference time and number of parameters for various GSF models, normalized with the value for the proposed approach. Over univariate scoring functions, the proposed approach has an increase in inference time similar to GSF model of group size 8, despite capturing interactions across the entire document set of sizes 200 for Web30k. For the GSF models, the inference time increases with the increase of group size. GSFs use an approximation during inference. For group size 2, it uses a rolling window of 2 over a shuffled list to reduce the time complexity to $O(n)$ [2]. However, it is not guaranteed to be permutation-equivariant, and may be unstable during inference. The exact inference is using Equation 6, the same as RankProb [15], which has $O(n^2)$ time complexity. In our experiments, it takes around 2,240 ms for inference per query, and is drastically slower than the attn-DIN approach, which takes around 13 ms for inference per query.

For the Web30k dataset, from Figures 2 and 3, we can observe that the proposed approaches are significantly better than univariate approaches, and are faster during inference than GSF models at large group sizes while capturing cross-document interactions across the list. From Figure 3, we can also observe that the proposed model has fewer parameters than multivariate GSF models; hence the gain in ranking metrics is not from using larger number of parameters, but from effectively capturing similarity via cross-document attention pooling of the document features.

6 CONCLUSION

In this paper, we study how to leverage document interactions in the learning-to-rank setting. We proposed the permutation-equivariance requirement for a scoring function that takes document interactions into consideration. We show that self-attention mechanism can be used to implement such a permutation-equivariant function, and that any univariate query-document scoring function can be extended to capture cross-document interactions using this proposed self-attention mechanism. We choose the attention method used in Transformer [44] in our paper and combine the output of self-attention layers with a feed forward network in a wide and deep architecture. We conducted our experiments on three datasets and the results show that our proposed methods can capture document interactions effectively in a statistically significant manner, and can efficiently scale to large document sets.

REFERENCES

- [1] Qingyao Ai, Keping Bi, Jiafeng Guo, and W Bruce Croft. Learning a deep listwise context model for ranking refinement. In *The 41st International ACM SIGIR Conference on Research & Development in Information Retrieval*, pages 135–144. ACM, 2018.
- [2] Qingyao Ai, Xuanhui Wang, Sebastian Bruch, Nadav Golbandi, Mike Bendersky, and Marc Najork. Learning groupwise multivariate scoring functions using deep neural networks. In *Proceedings of the 5th ACM SIGIR International Conference on the Theory of Information Retrieval (ICTIR)*, 2019.
- [3] Jimmy Lei Ba, Jamie Ryan Kiros, and Geoffrey E Hinton. Layer normalization. *arXiv preprint arXiv:1607.06450*, 2016.
- [4] Irwan Bello, Sayali Kulkarni, Sagar Jain, Craig Boutilier, Ed Chi, Elad Eban, Xiyang Luo, Alan Mackey, and Ofer Meshi. Seq2slate: Re-ranking and slate optimization with rnn. *arXiv preprint arXiv:1810.02019*, 2018.
- [5] Alexey Borisov, Ilya Markov, Maarten de Rijke, and Pavel Serdyukov. A neural click model for web search. In *Proc. of WWW*, pages 531–541, 2016.
- [6] Sebastian Bruch, Xuanhui Wang, Mike Bendersky, and Marc Najork. An analysis of the softmax cross entropy loss for learning-to-rank with binary relevance. In *Proceedings of the 2019 ACM SIGIR International Conference on the Theory of Information Retrieval (ICTIR 2019)*, 2019.
- [7] Sebastian Nima Bruch, Masrour Zoghi, Mike Bendersky, and Marc Najork. Revisiting approximate metric optimization in the age of deep neural networks. 2019.
- [8] Chris Burges, Tal Shaked, Erin Renshaw, Ari Lazier, Matt Deeds, Nicole Hamilton, and Greg Hullender. Learning to rank using gradient descent. In *22nd International Conference on Machine Learning*, pages 89–96, 2005.
- [9] Christopher J. C. Burges, Robert Ragno, and Quoc Viet Le. Learning to rank with nonsmooth cost functions. In *Proceedings of the 19th International Conference on Neural Information Processing Systems, NIPS*, pages 193–200, 2006.
- [10] Christopher J.C. Burges. From RankNet to LambdaRank to LambdaMART: An overview. Technical Report Technical Report MSR-TR-2010-82, Microsoft Research, 2010.
- [11] Zhe Cao, Tao Qin, Tie-Yan Liu, Ming-Feng Tsai, and Hang Li. Learning to rank: from pairwise approach to listwise approach. In *24th International Conference on Machine Learning*, pages 129–136, 2007.
- [12] Wei Chu and Zoubin Ghahramani. Preference learning with gaussian processes. In *22nd International Conference on Machine Learning*, pages 137–144, 2005.
- [13] Nick Craswell. Mean reciprocal rank. In *Encyclopedia of Database Systems*, pages 1703–1703. Springer, 2009.
- [14] W Bruce Croft, Jamie Callan, J Allan, C Zhai, D Fisher, TT Avrahami, T Strohman, D Metzler, P Ogilvie, M Hoy, et al. The Lemur project. *Center for Intelligent Information Retrieval, Computer Science Department, University of Massachusetts Amherst*, 140, 2013.
- [15] Mostafa Dehghani, Hamed Zamani, Aliaksei Severyn, Jaap Kamps, and W. Bruce Croft. Neural ranking models with weak supervision. In *Proceedings of the 40th International ACM SIGIR Conference on Research and Development in Information Retrieval, SIGIR*, pages 65–74, 2017.
- [16] Fernando Diaz. Regularizing query-based retrieval scores. *Information Retrieval*, 10(6):531–562, 2007.
- [17] John Duchi, Elad Hazan, and Yoram Singer. Adaptive subgradient methods for online learning and stochastic optimization. *Journal of Machine Learning Research*, 12:2121–2159, July 2011.
- [18] Jerome H Friedman. Greedy function approximation: a gradient boosting machine. *Annals of Statistics*, 29(5):1189–1232, 2001.
- [19] Norbert Fuhr. Optimum polynomial retrieval functions based on the probability ranking principle. *ACM Transactions on Information Systems*, 7(3):183–204, 1989.
- [20] Jiafeng Guo, Yixing Fan, Liang Pang, Liu Yang, Qingyao Ai, Hamed Zamani, Chen Wu, W Bruce Croft, and Xueqi Cheng. A deep look into neural ranking models for information retrieval. *arXiv preprint arXiv:1903.06902*, 2019.
- [21] Kaiming He, Xiangyu Zhang, Shaoqing Ren, and Jian Sun. Deep residual learning for image recognition. In *Proceedings of the IEEE conference on computer vision and pattern recognition*, pages 770–778, 2016.
- [22] Po-Sen Huang, Xiaodong He, Jianfeng Gao, Li Deng, Alex Acero, and Larry Heck. Learning deep structured semantic models for web search using clickthrough data. In *Proceedings of the 22nd ACM International Conference on Information and Knowledge Management, CIKM*, pages 2333–2338, 2013.
- [23] Maximilian Ilse, Jakob M Tomczak, and Max Welling. Attention-based deep multiple instance learning. *arXiv preprint arXiv:1802.04712*, 2018.
- [24] Sergey Ioffe and Christian Szegedy. Batch normalization: Accelerating deep network training by reducing internal covariate shift. *arXiv preprint arXiv:1502.03167*, 2015.
- [25] Kalervo Järvelin and Jaana Kekäläinen. Cumulated gain-based evaluation of IR techniques. *ACM Transactions on Information Systems*, 20(4):422–446, 2002.
- [26] Thorsten Joachims. Optimizing search engines using clickthrough data. In *8th ACM SIGKDD International Conference on Knowledge Discovery and Data Mining*, pages 133–142, 2002.
- [27] Thorsten Joachims. Training linear svms in linear time. In *12th ACM SIGKDD International Conference on Knowledge Discovery and Data Mining*, pages 217–226, 2006.
- [28] Thorsten Joachims, Adith Swaminathan, and Tobias Schnabel. Unbiased learning-to-rank with biased feedback. In *10th ACM International Conference on Web Search and Data Mining*, pages 781–789, 2017.
- [29] Guolin Ke, Qi Meng, Thomas Finley, Taifeng Wang, Wei Chen, Weidong Ma, Qiwei Ye, and Tie-Yan Liu. LightGBM: A highly efficient gradient boosting decision tree. In *Advances in Neural Information Processing Systems 30*, pages 3146–3154, 2017.
- [30] Zhouhan Lin, Minwei Feng, Cicero Nogueira dos Santos, Mo Yu, Bing Xiang, Bowen Zhou, and Yoshua Bengio. A structured self-attentive sentence embedding. *arXiv preprint arXiv:1703.03130*, 2017.
- [31] Tie-Yan Liu. Learning to rank for information retrieval. *Foundations and Trends in Information Retrieval*, 3(3):225–331, 2009.
- [32] Bhaskar Mitra, Fernando Diaz, and Nick Craswell. Learning to match using local and distributed representations of text for web search. In *Proceedings of the 26th International Conference on World Wide Web*, pages 1291–1299. International World Wide Web Conferences Steering Committee, 2017.
- [33] Vinod Nair and Geoffrey E Hinton. Rectified linear units improve restricted Boltzmann machines. In *27th International Conference on Machine Learning*, pages 807–814, 2010.
- [34] Liang Pang, Yanyan Lan, Jiafeng Guo, Jun Xu, Shengxian Wan, and Xueqi Cheng. Text matching as image recognition. In *Thirtieth AAAI Conference on Artificial Intelligence*, 2016.
- [35] Liang Pang, Yanyan Lan, Jiafeng Guo, Jun Xu, Jingfang Xu, and Xueqi Cheng. DeepRank: A new deep architecture for relevance ranking in information retrieval. In *Proceedings of the 2017 ACM Conference on Information and Knowledge Management, CIKM*, pages 257–266, 2017.
- [36] Rama Kumar Pasumarthi, Sebastian Bruch, Xuanhui Wang, Cheng Li, Michael Bendersky, Marc Najork, Jan Pfeifer, Nadav Golbandi, Rohan Anil, and Stephan Wolf. Tf-ranking: Scalable tensorflow library for learning-to-rank. In *Proceedings of the 25th ACM SIGKDD International Conference on Knowledge Discovery & Data Mining*, pages 2970–2978. ACM, 2019.
- [37] Changhua Pei, Yi Zhang, Yongfeng Zhang, Fei Sun, Xiao Lin, Hanxiao Sun, Jian Wu, Peng Jiang, Junfeng Ge, Wenwu Ou, et al. Personalized re-ranking for recommendation. In *Proceedings of the 13th ACM Conference on Recommender Systems*, pages 3–11. ACM, 2019.
- [38] Tao Qin, Tie-Yan Liu, Xu-Dong Zhang, De-Sheng Wang, and Hang Li. Global ranking using continuous conditional random fields. In *Proc. of the 21st International Conference on Neural Information Processing Systems*, pages 1281–1288, 2008.
- [39] Tao Qin, Tie-Yan Liu, and Hang Li. A general approximation framework for direct optimization of information retrieval measures. *Information Retrieval*, 13(4):375–397, 2010.
- [40] Tao Qin, Tie-Yan Liu, and Hang Li. A general approximation framework for direct optimization of information retrieval measures. *Information Retrieval*, 13(4):375–397, 2010.
- [41] Salvatore Romeo, Giovanni Da San Martino, Alberto Barrón-Cedeno, Alessandro Moschitti, Yonatan Belinkov, Wei-Ning Hsu, Yu Zhang, Mitra Mohtarami, and James Glass. Neural attention for learning to rank questions in community question answering. In *Proceedings of COLING 2016, the 26th International Conference on Computational Linguistics: Technical Papers*, pages 1734–1745, 2016.
- [42] Nitish Srivastava, Geoffrey Hinton, Alex Krizhevsky, Ilya Sutskever, and Ruslan Salakhutdinov. Dropout: a simple way to prevent neural networks from overfitting. *Journal of Machine Learning Research*, 15(1):1929–1958, 2014.
- [43] Sandeep Tata, Alexandrin Popescu, Marc Najork, Mike Colagrosso, Julian Gibbons, Alan Green, Alexandre Mah, Michael Smith, Divanshu Garg, Cayden Meyer, et al. Quick Access: Building a smart experience for Google Drive. In *23rd ACM SIGKDD International Conference on Knowledge Discovery and Data Mining*, pages 1643–1651, 2017.
- [44] Ashish Vaswani, Noam Shazeer, Niki Parmar, Jakob Uszkoreit, Llion Jones, Aidan N Gomez, Lukasz Kaiser, and Illia Polosukhin. Attention is all you need. In *Advances in neural information processing systems*, pages 5998–6008, 2017.
- [45] Qiang Wu, Christopher JC Burges, Krysta M Svore, and Jianfeng Gao. Adapting boosting for information retrieval measures. *Information Retrieval*, 13(3):254–270, 2010.
- [46] Fen Xia, Tie-Yan Liu, Jue Wang, Wensheng Zhang, and Hang Li. Listwise approach to learning to rank: Theory and algorithm. In *25th International Conference on Machine Learning*, pages 1192–1199, 2008.
- [47] Fen Xia, Tie-Yan Liu, Jue Wang, Wensheng Zhang, and Hang Li. Listwise approach to learning to rank: theory and algorithm. In *Proc. of the 25th International Conference on Machine Learning*, pages 1192–1199, 2008.
- [48] Jun Xu and Hang Li. Adarank: A boosting algorithm for information retrieval. In *30th Annual International ACM SIGIR Conference on Research and Development in Information Retrieval*, pages 391–398, 2007.
- [49] Manzil Zaheer, Satwik Kottur, Siamak Ravanbakhsh, Barnabas Poczos, Ruslan R Salakhutdinov, and Alexander J Smola. Deep sets. In *Advances in neural information processing systems*, pages 3391–3401, 2017.

- [50] Mu Zhu. Recall, precision and average precision. Technical report, Department of Statistics and Actuarial Science, University of Waterloo, 2004.