

Anisotropy-driven thermal conductivity switching and thermal hysteresis in a ferroelectric

Juan Antonio Seijas-Bellido,¹ Jorge Íñiguez,^{2,3} and Riccardo Rurali^{1, a)}

¹⁾ *Institut de Ciència de Materials de Barcelona (ICMAB-CSIC) Campus de Bellaterra, 08193 Bellaterra, Barcelona, Spain*

²⁾ *Materials Research and Technology Department, Luxembourg Institute of Science and Technology (LIST), Avenue des Hauts-Fourneaux 5, L-4362 Esch/Alzette, Luxembourg*

³⁾ *Physics and Materials Science Research Unit, University of Luxembourg, 41 Rue du Brill, L-4422 Belvaux, Luxembourg*

(Dated: 21 November 2021)

We present a theoretical proposal for the design of a thermal switch based on the anisotropy of the thermal conductivity of PbTiO_3 and of the possibility to rotate the ferroelectric polarization with an external electric field. Our calculations are based on an iterative solution of the phonon Boltzmann Transport Equation and rely on interatomic force constants computed within an efficient second-principles density functional theory scheme. We also characterize the hysteresis cycle of the thermal conductivity in presence of an applied electric field and show that the response time would be limited by speed of the ferroelectric switch itself and thus can operate in the high-frequency regime.

Keywords: Thermal conductivity, phonon transport, phononics, ferroelectrics, anisotropy, thermal switch, Boltzmann Transport Equation

A longstanding goal[?] of *phononics*^{1–3} –the discipline that studies phonon manipulation– is the implementation of a phonon-based Boolean algebra, where operations rely on a high and a low conductance state, which are used to encode the logical values of 1 and 0. A fundamental requisite to perform logic operations is having access to two conductance states that are as different as possible and being able to commute back and forth between them.

Many materials are anisotropic and thus provide naturally access to such distinct conductance states, but practical implementations are nevertheless hindered. On the one hand, the anisotropy is often small, like in wurtzite crystals^{4–6} where κ_{xx}/κ_{yy} may range from 0.96 (GaP) to 1.18 (ZnSe) at 300 K. In other materials, however, it can be much larger and a convenient limiting case is graphite: in that case, the in-plane thermal conductivity is four orders of magnitude larger than the out-of-plane one⁷, along which phonon propagation is mediated by weak van der Waals forces. On the other hand, and more importantly, switching from one conductance state to the other is normally not possible, because the device design determines the element of the thermal conductivity tensor that is relevant for phonon transport (*i.e.* heat flows along a given crystallographic direction and the sample cannot be rotated).

Ferroelectric perovskite oxides are anisotropic materials whose anisotropy is determined by the off-center displacement of the cations with respect to the surrounding oxygen cages. This distortion of the lattice has an associated polarization that can thus be reoriented or fully reversed with an external electric field. This property allows designing materials with tunable thermal properties

by the continuous control of the distortion of the lattice^{8,9} or by *writing/erasing* domain walls that separate contiguous domains with differently-oriented polarizations^{10,11}. In this paper we discuss an even simpler effect, namely, how an electric field can be used to rotate the polarization in a monodomain and, consequently, gain access to a different element of the thermal conductivity tensor within a given device setup, thus implementing a thermal switch. As we discuss below this approach does not require the design of complex multidomains and only relies on the anisotropy of the thermal conductivity in the monodomain state.

We study PbTiO_3 , a paradigmatic oxide with a perovskite structure that is ferroelectric below 760 K. We calculate its ground state structure, the harmonic and third-order anharmonic interatomic force constants (IFCs) within second-principles density-functional theory (SPDFT) as implemented in the SCALE-UP code^{12,13}. SPDFT reproduces the vibrational and response properties of PbTiO_3 ¹² with an accuracy comparable to most first-principles approaches and it has a documented predictive power for the most important structural, vibrational and response properties of ferroelectric perovskite oxides^{14,15}. In particular, the second-principles model potential of PbTiO_3 used in this work¹² has been repeatedly shown to reproduce the experimental behavior of the material with good accuracy, except for a significant underestimate of the ferroelectric transition temperature (the model predicts 510 K), not relevant for our present purposes. Regarding the thermal conductivity, a central quantity for the purpose of this manuscript, a meaningful comparison with the experiments is not possible. The only experimental measurements reported to date were carried out in multidomain samples and thus (i) the measured κ can be expected to be much lower than in a monodomain sample^{10,11,16,17} and (ii) the anisotropy cannot

^{a)} Electronic mail: rrurali@icmab.es

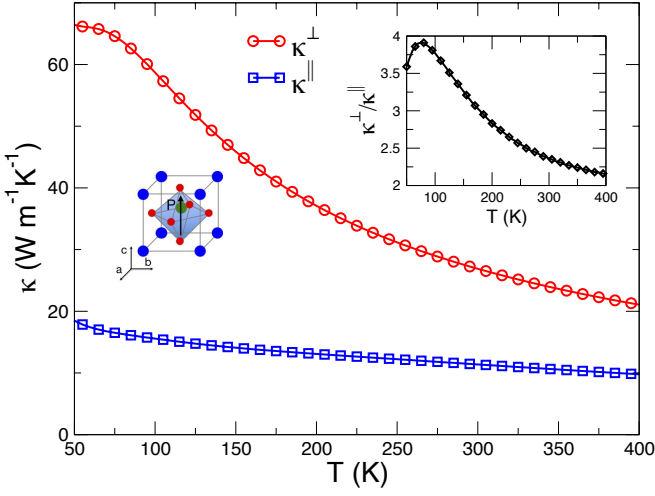


FIG. 1. Thermal conductivity as a function of temperature of PbTiO₃ in the ferroelectric ground state along the c -axis and parallel to the polarization, κ^{\parallel} , and in the ab -plane and perpendicular to the polarization, κ^{\perp} . The ratio $\kappa^{\perp}/\kappa^{\parallel}$, which quantifies the thermal anisotropy of PbTiO₃, is shown in the inset.

be estimated. Nevertheless, the good agreement of our computed harmonic properties, *i.e.* the phonon dispersion, with density-functional theory (DFT)^{12,13} and experiments^{14,15} suggest that our results are reliable. The IFCs are then used as an input to solve iteratively the Boltzmann Transport Equation (BTE) with the ShengBTE code¹⁸ and the lattice thermal conductivity is obtained as

$$\kappa_{ij} = \sum_{\lambda} \kappa_{ij,\lambda} = C \sum_{\lambda} f_{\lambda}(f_{\lambda} + 1)(h\nu_{\lambda})^2 v_{i,\lambda} F_{j,\lambda}, \quad (1)$$

where i and j are the spatial directions x , y , and z . $C^{-1} = k_B T^2 \Omega N$, where k_B , h , T , Ω and N are, respectively, Boltzmann's constant, Planck's constant, the temperature, the volume of the 5-atom unit cell, and the number of \mathbf{q} -points. The sum runs over all phonon modes, the index λ including both \mathbf{q} -point and phonon band. f_{λ} is the equilibrium Bose-Einstein distribution function, and ν_{λ} and $v_{i,\lambda}$ are, respectively, the frequency and group velocity of phonon λ . The mean free displacement $F_{j,\lambda}$ is initially taken to be equal to $\tau_{\lambda} v_{j,\lambda}$, where τ_{λ} is the lifetime of mode λ within the relaxation time approximation (RTA). Starting from this guess, the solution is then obtained iteratively and $F_{j,\lambda}$ takes the general form $\tau_{\lambda}(v_{j,\lambda} + \Delta_{j,\lambda})$, where the correction Δ_{λ} captures the changes in the heat current associated to the deviations in the phonon populations computed at the RTA level^{19,20}. Scattering from isotopic disorder is also included considering the natural isotopic distributions of Pb, Ti, and O, through the model due to Tamura²¹.

The thermal conductivity tensor of PbTiO₃ in the ferroelectric ground state has two independent components and has the form

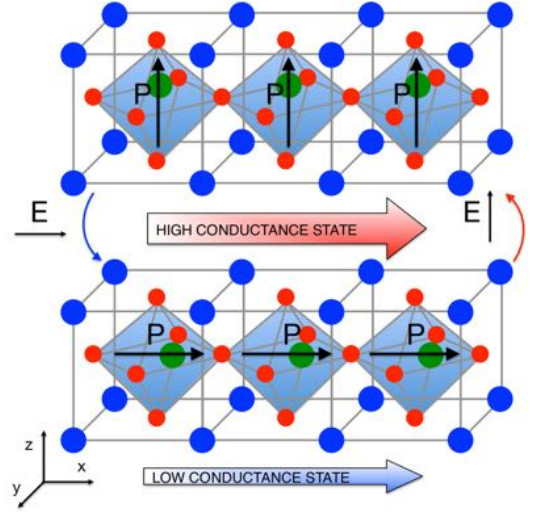


FIG. 2. Sketch of the thermal switch. In the high conductance state phonons flow along a direction perpendicular to \mathbf{P} and the thermal conductivity is κ^{\perp} . In the low conductance state phonon flow parallel to \mathbf{P} and the thermal conductivity is κ^{\parallel} . An electric field along the x - or y -axis rotates \mathbf{P} and triggers the commutation from high-to-low conductivity, while an electric field along the z -axis triggers the low-to-high conductivity transition.

$$\boldsymbol{\kappa} = \begin{bmatrix} \kappa^{\perp} & 0 & 0 \\ 0 & \kappa^{\perp} & 0 \\ 0 & 0 & \kappa^{\parallel} \end{bmatrix} \quad (2)$$

where κ^{\perp} and κ^{\parallel} are the thermal conductivities that account for heat transport when phonons flow perpendicular or parallel to the polarization, \mathbf{P} . The computed values of the thermal conductivity are plotted in Figure 1, where it is easy to see that $\kappa^{\perp} > \kappa^{\parallel}$ throughout all the temperature range investigated. The anisotropy, $\kappa^{\perp}/\kappa^{\parallel}$, is larger at low temperatures (with a peak value of ~ 4 at 100 K), as shown in the inset of Figure 1, but at room temperature it is still larger than 2. This anisotropy can be used to implement a thermal switch, as schematically illustrated in Figure 2: phonons that propagate along the x -axis will experience a large thermal conductivity, κ^{\perp} , when \mathbf{P} is oriented along y or z , while the conductivity will be lower and equal to κ^{\parallel} when \mathbf{P} is parallel to the heat transport direction, x . Commutation between the two conductance states is achieved with a rotation of the polarization (which is equivalent to a rotation of the lattice/sample) by means of an electric field that acts as the gate control signal.

We now take a closer look at the way the thermal conductivity, $\boldsymbol{\kappa}$, switches between the low and the high state. To this end we vary adiabatically an electric field, \mathbf{E} , perpendicular to the polarization to rotate the latter back and forth between two equivalent ground states of the PbTiO₃ lattice. In the limit of very slow variations of \mathbf{E} we can assume to be always in equilibrium and thus we

can define and calculate the thermal conductivity. Notice that we assume this adiabatic approximation only to study the evolution of the thermal conductivity with the electric field, *i.e.* with the rotation of the polarization, and discuss its hysteretic response. This is not a requisite for the operation of the switch and, of course, in an application one would like to commute between conductance states as fast as possible. We discuss this situation below.

We take as initial state the one with the polarization parallel to the phonon flow, that is, the low conductivity state. Then we start to apply a perpendicular electric field of increasing strength: \mathbf{P} starts precessing and the conductivity is reduced (curve **1a** in Figure 3); this is a result of the field-induced lowering of the lattice symmetry, which increases the phase-space for three-phonon scattering events and thus reduce their lifetimes⁸. When the coercive field, E_{coe} , is reached, the polarization switches (curve **1b** in Figure 3) and becomes parallel to the electric field. If now the electric field is reduced until it vanishes (curve **2** in Figure 3) a ground state equivalent to the starting configuration is reached. Now, however, \mathbf{P} is perpendicular to the direction of phonon propagation and the system is in the high conductivity state. To rotate back the polarization we start applying an electric field along x , the direction of the heat flow: like before, κ decreases until \mathbf{P} switches (curves **3a** and **3b** in Figure 3). Finally, upon removal of the electric field (curve **4** in Figure 3) we recover the starting configuration. As it can be seen κ follows an hysteresis cycle and it can take different values at a given electric field, depending on how the field changed in the past. This is a direct consequence of the fact that given a value of \mathbf{E} one cannot univocally know \mathbf{P} , which ultimately determines the thermal conductivity along a given direction.

The relation between \mathbf{E} , \mathbf{P} , and κ is more clearly illustrated in Figure 4 where one full hysteresis cycle is displayed as a function of time, which is assumed to vary conveniently slow to allow us to consider the transition adiabatic and the system in instantaneous equilibrium. Like in Figure 3 \mathbf{P} is initially taken to lie along the x -axis, so that the system is in the low conductance state and an electric field E_z must be applied to rotate the polarization and switch to the high conductance state. This plot highlights the role of temperature in determining the difference between the two conductance states, which is much larger at lower temperature, as already shown in the inset of Figure 1.

In the discussion above the electric field was varied with slow ramps, so that the transition could be considered adiabatic, the system was always in equilibrium and κ could be computed all along the hysteresis cycle. Of course one would like to commute between 1 and 0, *i.e.* high- and low-conductance, as quick as possible and thus would rather use short electric field pulses to rotate the polarization. Although κ cannot be calculated in these (strongly) out-of-equilibrium conditions, we can infer on the overall relaxation time of the low-to-high and high-

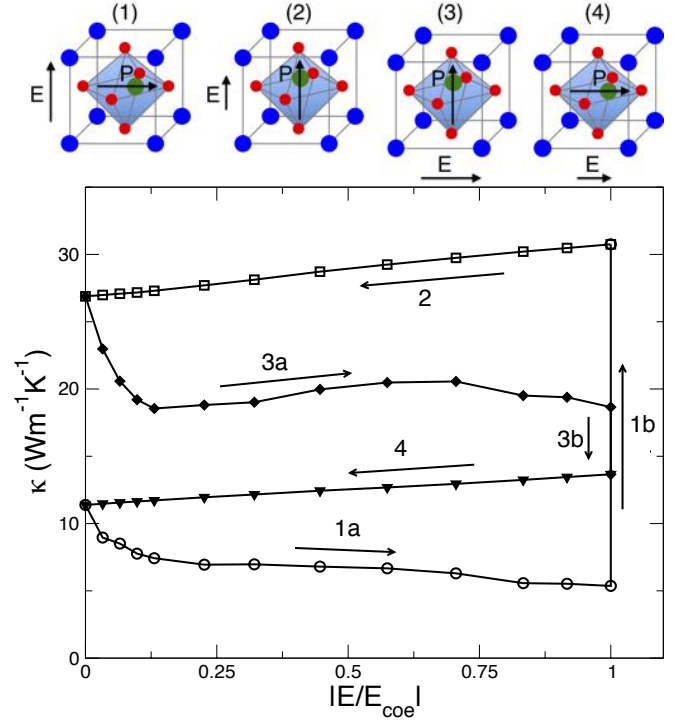


FIG. 3. Hysteresis cycle followed by the thermal conductivity, κ , when the polarization is rotated back and forth at 300 K. The sketches in the upper part of the figure depict the direction of the electric field (polarization), throughout (at the beginning of) the corresponding branch of the $\kappa(\mathbf{E})$ curve; long (short) arrows indicate increasing (decreasing) values of \mathbf{E} .

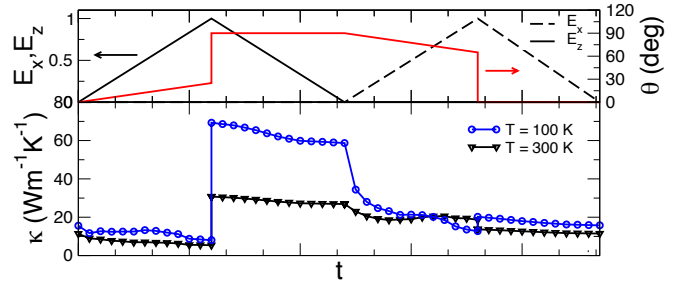


FIG. 4. Thermal conductivity as a function of time, $\kappa(t)$, at $T = 100$ and 300 K in response to the variation of the electric field, whose component E_x and E_z are plotted in the upper panel in unit of the coercive field, E_{coe} . The angle formed by the polarization vector θ and the direction of the heat flux is also shown.

to-low commutation, which is an important information to estimate maximum operation frequency of the thermal switch. In general, if at a given time all the modes propagate along, say, x under a certain lattice potential, and then something happens (change of potential, removal of temperature gradient), such a propagation will continue for a time that will depend on the phonon lifetimes. More

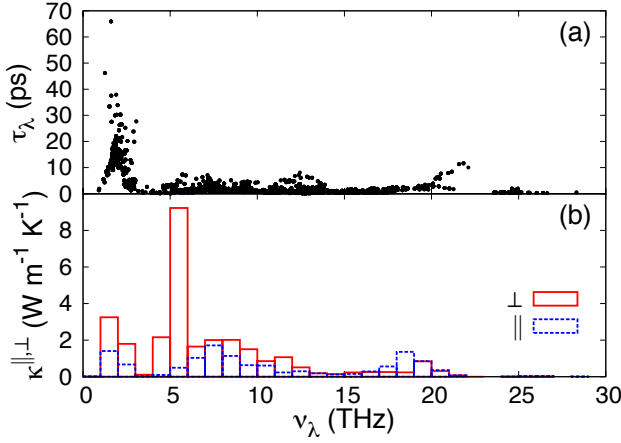


FIG. 5. (a) Relaxation time, τ_λ , as a function of frequency. (b) Frequency resolved thermal conductivity, $\kappa^\perp(\nu)$ and $\kappa^\parallel(\nu)$.

precisely, we introduce an effective relaxation time as

$$\tau^{\perp,\parallel} = \frac{1}{\kappa^{\perp,\parallel}} \sum_{\lambda} \tau_{\lambda} \kappa_{\lambda}^{\perp,\parallel} \quad (3)$$

where the relaxation time of each mode τ_λ is weighted with its contribution to the thermal conductivity, $\kappa_{\lambda}^{\perp}/\kappa^{\perp}$ or $\kappa_{\lambda}^{\parallel}/\kappa^{\parallel}$, depending on the transport direction. Therefore we consider only those phonons that carry a significant fraction of the heat and neglect the relaxation times of those that do not contribute to the thermal conductivity. In this way we estimate an upper bound of the time needed for the conductance to change from low to high and vice versa when the polarization is rotated, giving more weight to the modes that carry more heat. In Figure 5 we plot (a) the relaxation times τ_λ as a function of the frequency and (b) the weighting factors $\kappa_{\lambda}^{\perp,\parallel}(\nu)/\kappa^{\perp,\parallel}$, where we grouped the mode-by-mode contributions to κ in frequency intervals of 1 THz. We have obtained $\tau^{\perp} = 7$ ps and $\tau^{\parallel} = 5.8$ ps. These values are quite smaller than typical switching times of the polarization and thus their effect on the switching dynamics is negligible. Therefore, taking the ultrafast polarization switching time of 220 ps in thin-film ferroelectrics reported by Li and coworkers²², we can estimate a maximum operation frequency of 4.5 GHz.

In conclusion, we present a proof-of-concept of a thermal switch that takes advantage of the anisotropy of the thermal conductivity in PbTiO_3 and, thus, of the availability of built-in low and high conductivity states. At variance with common anisotropic materials, the electrically-triggered rotation of the ferroelectric polarization can be used to switch between the two conductivity states. We also present a detailed study of the hysteresis cycle in the response of the thermal conductivity, showing that its value depends on how the electric field changed in the past. Finally, from the computed phonon relaxation times and contributions to the ther-

mal conductivity, we argue that the response of such a ferroelectric thermal switch will be quite fast and only limited by speed of the ferroelectric switch itself; hence, our proposed device should be able to operate in the high-frequency regime. The proposed scheme can be extended to any material that (i) has a high anisotropy of the thermal conductivity and (ii) whose anisotropy is directly related with a structural distortion that can be manipulated with an electric field.

ACKNOWLEDGMENTS

We acknowledge financial support by the Ministerio de Economía, Industria y Competitividad (MINECO) under grants FEDER-MAT2017-90024-P and the Severo Ochoa Centres of Excellence Program under Grant SEV-2015-0496 and by the Generalitat de Catalunya under grant no. 2017 SGR 1506. Work in Luxembourg was funded by the Luxembourg National Research Fund (Grant FNR/C18/MS/12705883/REFOX/Gonzalez)

- ¹N. Li, J. Ren, L. Wang, G. Zhang, P. Hänggi, and B. Li, *Rev. Mod. Phys.* **84**, 1045 (2012).
- ²S. Volz, J. Ordóñez-Miranda, A. Shchepetov, M. Prunnila, J. Ahopelto, T. Pezeril, G. Vaudel, V. Gusev, P. Ruello, E. M. Weig, M. Schubert, M. Hettich, M. Grossman, T. Dekorsy, F. Alzina, B. Graczykowski, E. Chavez-Angel, J. Sebastian Reparaz, M. R. Wagner, C. M. Sotomayor-Torres, S. Xiong, S. Neogi, and D. Donadio, *Eur. Phys. J. B* **89**, 15 (2016).
- ³I. Zardo and R. Rurali, *Curr. Opin. Green Sustain. Chem.* **17**, 1 (2019).
- ⁴A. Togo, L. Chaput, and I. Tanaka, *Phys. Rev. B* **91**, 094306 (2015).
- ⁵M. Raya-Moreno, H. Aramberri, J. A. Seijas-Bellido, X. Cartoixà, and R. Rurali, *Appl. Phys. Lett.* **111**, 032107 (2017).
- ⁶M. Raya-Moreno, R. Rurali, and X. Cartoixà, *Phys. Rev. Materials* **3**, 084607 (2019).
- ⁷M. Harb, C. von Korff Schmising, H. Enquist, A. Jurgilaitis, I. Maximov, P. V. Shvets, A. N. Obraztsov, D. Khakhulin, M. Wulff, and J. Larsson, *Appl. Phys. Lett.* **101**, 233108 (2012).
- ⁸J. A. Seijas-Bellido, H. Aramberri, J. Íñiguez, and R. Rurali, *Phys. Rev. B* **97**, 184306 (2018).
- ⁹P. Torres, J. A. Seijas-Bellido, C. Escorihuela-Salayero, J. Íñiguez, and R. Rurali, *Phys. Rev. Materials* **3**, 044404 (2019).
- ¹⁰J. A. Seijas-Bellido, C. Escorihuela-Salayero, M. Royo, M. P. Ljungberg, J. C. Wojdeł, J. Íñiguez, and R. Rurali, *Phys. Rev. B* **96**, 140101 (2017).
- ¹¹M. Royo, C. Escorihuela-Salayero, J. Íñiguez, and R. Rurali, *Phys. Rev. Materials* **1**, 051402 (2017).
- ¹²J. C. Wojdeł, P. Hermet, M. P. Ljungberg, P. Ghosez, and J. Íñiguez, *J. Phys.: Condens. Matter* **25**, 305401 (2013).
- ¹³P. García-Fernández, J. C. Wojdeł, J. Íñiguez, and J. Junquera, *Phys. Rev. B* **93**, 195137 (2016).
- ¹⁴P. Zubko, J. C. Wojdeł, M. Hadjimichael, S. Fernandez-Pena, A. Sené, I. Luk'yanchuk, J. Triscone, and J. Íñiguez, *Nature* **534**, 524 (2016).
- ¹⁵P. Shafer, P. García-Fernández, P. Aguado-Puente, A. R. Damodaran, A. K. Yadav, C. T. Nelson, S.-L. Hsu, J. C. Wojdeł, J. Íñiguez, L. W. Martin, E. Arenholz, J. Junquera, and R. Ramesh, *Proc. Natl. Acad. Sci.* (2018).
- ¹⁶A. Y. Serov, Z.-Y. Ong, and E. Pop, *Appl. Phys. Lett.* **102**, 033104 (2013).
- ¹⁷M. Sledzinska, R. Quey, B. Mortazavi, B. Graczykowski, M. Placidi, D. Saleta Reig, D. Navarro-Urrios, F. Alzina,

- L. Colombo, S. Roche, and C. M. Sotomayor Torres, ACS Appl. Mater. Interfaces **9**, 37905 (2017).
- ¹⁸W. Li, J. Carrete, N. A. Katcho, and N. Mingo, Comp. Phys. Commun. **185**, 1747 (2014).
- ¹⁹W. Li, L. Lindsay, D. A. Broido, D. A. Stewart, and N. Mingo, Phys. Rev. B **86**, 174307 (2012).
- ²⁰P. Torres, A. Torelló, J. Bafaluy, J. Camacho, X. Cartoixà, and F. X. Alvarez, Phys. Rev. B **95**, 165407 (2017).
- ²¹S. Tamura, Phys. Rev. B **27**, 858 (1983).
- ²²J. Li, B. Nagaraj, H. Liang, W. Cao, C. H. Lee, and R. Ramesh, Appl. Phys. Lett. **84**, 1174 (2004).