

Embodiment dictates learnability in neural controllers

Joshua Powers, Ryan Grindle, Sam Kriegman, Lapo Frati, Nick Cheney, Josh Bongard
University of Vermont

Abstract—Catastrophic forgetting continues to severely restrict the learnability of controllers suitable for multiple task environments. Efforts to combat catastrophic forgetting reported in the literature to date have focused on how control systems can be updated more rapidly, hastening their adjustment from good initial settings to new environments, or more circumspectly, suppressing their ability to overfit to any one environment. When using robots, the environment includes the robot’s own body, its shape and material properties, and how its actuators and sensors are distributed along its mechanical structure. Here we demonstrate for the first time how one such design decision (sensor placement) can alter the landscape of the loss function itself, either expanding or shrinking the weight manifolds containing suitable controllers for each individual task, thus increasing or decreasing their probability of overlap across tasks, and thus reducing or inducing the potential for catastrophic forgetting.

I. INTRODUCTION

It has been shown in various single-task settings how an appropriate robot design can simplify the control problem [18, 27, 4, 2, 17, 22], but because these robots were restricted to a single training environment, they did not suffer catastrophic forgetting.

Catastrophic forgetting is a major and unsolved challenge in the machine learning literature [9, 11, 15, 20]. Regardless of learning algorithm or task domain, a neural network trained to perform task A and then challenged with learning task B as well usually forgets A at the same rate as it learns B. Such interference can also occur when an agent attempts to learn tasks A and B simultaneously if gradients of improvement in A lead away from those of B.

In a multitask setting, Powers et al. [23] recently demonstrated that certain body plans suffer catastrophic forgetting, while others do not. It was hypothesized that a robot with the right morphology could in some cases alias separate tasks: certain designs are able to move in such a way that a seemingly different training instance converges sensorially to a familiar instance. However, this conjecture was not isolated and tested. Likewise, the relationship between the body and the loss landscape was not investigated.

In this paper, we provide a more thorough investigation on the role of embodiment in catastrophic forgetting based on the assumption that in order to avoid catastrophic forgetting, there must exist a set of control parameters that are adequately performant across multiple task environments simultaneously. Since a robot’s mechanical design can influence the set of controller parameters suitable for each individual task environment, we here test the hypothesis that a specific physical

property of the robot’s design—namely, the location of its sensors along its body—can help or hinder continual learning by allowing for more or less overlap in suitable parameter settings across multiple task environments.

Using a simple yet embodied agent as our model, we analytically and empirically investigate how sensor location affects the weight manifolds of the neural controller over multiple tasks. We show how morphological optimization often results in asymmetrical and unintuitive sensor arrangements with much more potential to allow learning algorithms to avoid catastrophic forgetting than more intuitive, symmetrical designs. Thus, human designer bias, while often useful, can sometimes inadvertently increase the likelihood of catastrophic forgetting during learning. This suggests that we should scrutinize our prior assumptions about the body plan of robots challenged with continual learning, and where possible replace them with end-to-end data-driven design automation.

II. METHODS

A. The robot.

The robot has a square frame, two separately-driven wheels, and two infrared sensors (Fig. 1). The sensors detect light according to the inverse square law, i.e., $1/d^2$, where d is the distance from the light source; occlusion was not modeled. The motors driving the wheels are contralaterally connected to the sensors by weighted synapses yielding two trainable parameters $w_1, w_2 \in [-1.0, 1.0]$.

We here consider change to a single, isolated morphological attribute: the physical location of the two sensors, which can be placed anywhere on the dorsal surface of the robot’s square body. The location of the i -th sensor ℓ_i can be described by its Cartesian coordinates $\ell_i = (x, y)$, where $x, y \in [-0.5, 0.5]$, and $(0, 0)$ denotes the center of the body (Fig. 1B).

The effect of sensor location ℓ_i can be measured with respect to the space, denoted θ , of possible synapse weight pairs (w_1, w_2) . Since we cannot perform an exhaustive sweep over the infinitude of possible sensor positions, we discretized each dimension of ℓ_i into nine uniformly-spaced bins. Because sensors are varied in two dimensions (x and y) there are $9^2 = 81$ possible locations for each sensor; and because there are two such sensors, the space θ is discretized into a 81-by-81 uniformly-spaced grid, thus yielding a searchable space of 6561 possible robot designs.

For each of the 6561 designs, we conducted another sweep over the synapse weights (w_1, w_2) , likewise discretizing each weight into 121 evenly-space values, yielding $121^2 = 14641$

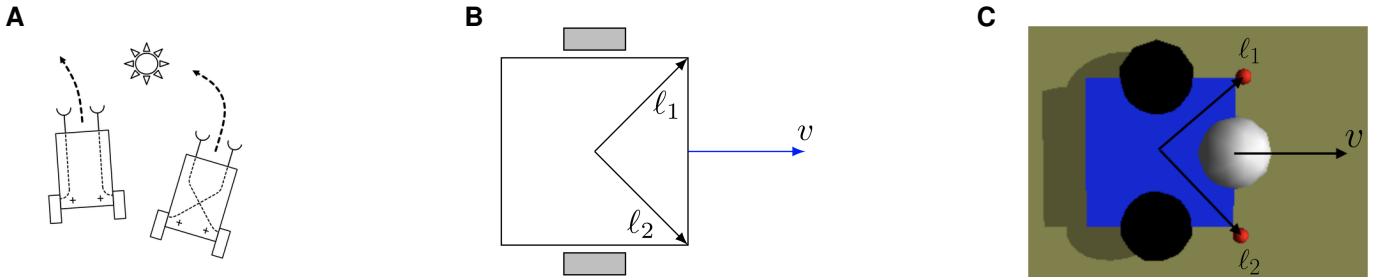


Fig. 1: **Modeling the robot.** **A:** The effect of lateral and contralateral synaptic connections (adopted from [3]). **B:** The theoretical model with sensor positions determined by ℓ_1 and ℓ_2 . **C:** The simulated robot with two light sensors (red), two motorized wheels (black), and a passive, anterior castor wheel for balance (gray). The robot is drawn (A-C) with symmetrical, anteriormost sensor placement, which we refer to in this paper as the “canonical design”.

different weight configurations. Finally, for each of the $6561 \times 14641 = 96059601$ evaluated combinations of sensor locations and weight values, we analyzed the robot analytically using differential equations and empirically using a physics engine.

B. The task environments.

The task is phototaxis in four environments, which differ in their position of the light source in relation to the robot. The light source is placed at polar coordinates (r, φ) where $\varphi \in \{45^\circ, 135^\circ, 225^\circ, 315^\circ\}$ and r is a fixed distance. A controller was considered successful for a given environment if the robot comes within 0.2 cm of the light source at any time during its evaluation period.

While there is of course a general strategy that solves the task for all environments (follow the light), the easiest gradients to follow in the loss landscape are initially those which produce forward locomotion in a single direction and cause the robot to ignore the light. This is because, from the robot’s perspective, due to the inverse square law of light decay, improving its ability to move in the one environment with least loss earns quadratically more reward than improvements to locomotion in any of the other three environments in which the robot is less proficient. This causes the catastrophic forgetting experienced by neural learning algorithms.

C. The metrics.

We here define two metrics: M_L and M_{CF} . These metrics measure how a robot design impacts the weight space of the controller and consequently measure how amenable to learning a robot would have been if the controller were to be learned with a standard learning algorithm rather than found by grid search. M_L measures controller learnability: how easy it would be to learn a generalist controller. M_{CF} measures resistance to catastrophic forgetting: the probability that a environment-specific controller will generalize to other environment.

For each mechanical design (ℓ_1, ℓ_2) , we expect some manifolds θ_k^* in the space of control parameters (w_1, w_2) to succeed for a specific environment k . For a controller to be successful in multiple environments, it must reside within the intersection of environment-specific manifolds on the loss surface. Thus, the likelihood of finding a generalist

controller—its learnability—will be proportional to the size of the intersection (M_L). Likewise, a controller’s potential to resist catastrophic forgetting (M_{CF}) will be proportional to the ratio of generalist controllers (those successful in all four environments) to specialists (those successful in at least one environment).

Given a design (ℓ_1, ℓ_2) and environment k , a binary success matrix $S^k(\ell_1, \ell_2)$ is constructed such that each element $S_{i,j}^k(\ell_1, \ell_2)$ is either 1 (success) or 0 (failure). By overlapping the success matrices for a fixed design across the four environments, we can visualize the manifolds θ_k^* where $k \in \{1, 2, 3, 4\}$ for the robot (Fig. 2).

We define the overlap \mathcal{O} as a element-wise sum of the success matrices over each environment k :

$$\mathcal{O} = \sum_{k=1}^4 S^k(\ell_1, \ell_2). \quad (1)$$

The learnability metric is simply the proportion of 4s (where a 4 represents success in all 4 environments) in the overlapped success matrices:

$$M_L = \frac{g_4(\mathcal{O})}{n^2}, \quad (2)$$

where g_k is a function that counts the total elements of a matrix with value equal to k and n is the square dimension of the matrix defined by the discrete parameter sweep.

Resistance to catastrophic forgetting is measured by:

$$M_{CF} = \begin{cases} 0 & \text{if } \mathcal{O} \text{ is a null matrix,} \\ g_4(\mathcal{O}) \left[\sum_{k=1}^4 g_k(\mathcal{O}) \right]^{-1} & \text{otherwise.} \end{cases} \quad (3)$$

which is the number of control parameters that solved all four environments divided by the number of control parameters that solved at least one.

D. The theoretical model.

The location and orientation of the robot can be defined by a system of differential equations, where the change in position and orientation is determined by the change in light captured by two sensors. Ignoring deviations from the idealized environment, such as sensor noise and friction, the rate

of angular and linear velocities will be proportional to a linear combination of the sensor values.

Let $\alpha(t)$ be the angle of the robot at time t , where $\alpha = 0$ denotes the positive x direction, and $\phi(t) = (x(t), y(t))$ be the position of the robot in the world, then if the robot is located at the origin and facing east ($\alpha = 0$), its two light sensors are located exactly at ℓ_1 and ℓ_2 , and they each capture a some amount of light $s_1(t)$ and $s_2(t)$, respectively.

Hence the absolute position of the i -th sensor is $\phi(t) + R_\alpha \ell_i^T$, where

$$R_\alpha = \begin{bmatrix} \cos \alpha & -\sin \alpha \\ \sin \alpha & \cos \alpha \end{bmatrix} \quad (4)$$

is the two-dimensional counterclockwise rotation matrix (in the amount α).

If we formulate the problem such that it is the robot's initial position and heading that is adjusted in each environment, instead of the position of the light source, we can assume that the source is always at the origin. Then, the distance of ℓ_i from the light source is given by: $\|\phi(t) + R_\alpha \ell_i^T\|$. And since the intensity of light is inversely proportional to the square of the distance, the sensor values are given by:

$$s_i(t) = c \cdot \|\phi(t) + R_\alpha \ell_i^T\|^{-2}, \quad (5)$$

where c is a constant that we set equal to one.

Assuming the robot turns based on the difference between the sensor values (with weights applied), the velocity of the robot is the average of the two sensor values. Thus, the following system of equations determines the location and orientation of the robot:

$$\begin{cases} \dot{x} = v(t) \cos \alpha \\ \dot{y} = v(t) \sin \alpha \\ \dot{\alpha} = w_1 s_1(t) - w_2 s_2(t), \end{cases} \quad (6)$$

where v is the velocity of the robot given by $2v(t) = w_1 s_1(t) + w_2 s_2(t)$.

E. The empirical model.

Because our theoretical model is highly abstracted from the real world and built on a number of assumptions (no friction, motor limits, collisions, etc.) which may potentially affect the robot's behavior, we also empirically test our claims by simulating the robots inside a physics engine.

The robot is simulated using Open Dynamics Engine (Fig. 1C). Just like the theoretical model, the simulated robot contains two light sensors, which innervate two motorized, spherical wheels (each with a single axis of rotation), which are attached midway along the sides of a $1 \times 1 \times 0.13$ cm box. Additionally, an anterior passive castor wheel was added for balance. Finally, a light source is simulated on the floor of the environment at polar coordinates (r, α) as a fixed sphere with radius 0.2 cm. In simulation, the behavior of a robot in a given environment is taken to be successful if it collides with the light source at anytime during an evaluation period of 2500 time steps ($dt = 0.05$) or 125 seconds.

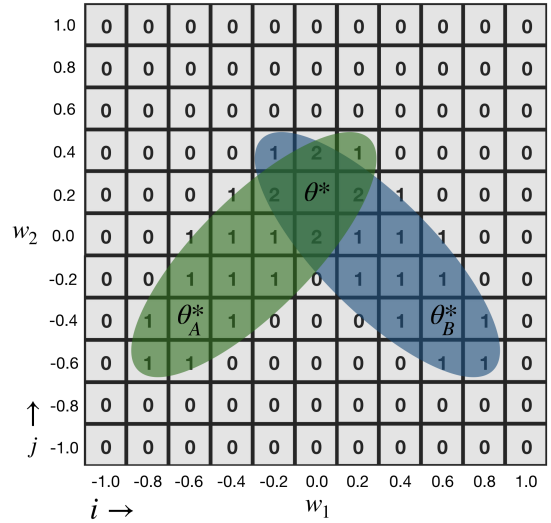


Fig. 2: A general example of overlapped binary success matrices for some tasks A and B. Each element represents a different controller. Generalist controllers sit inside the intersection θ^* of successful environment-specific controllers θ_k^* .

In order to replicate the baseline behavior of the canonical robot design it was necessary to pre-optimize various physical attributes of the robot's body, including the mass of each component, the radii of the wheels, and the maximum torque, speed, and target actuation rate. A multiobjective optimization algorithm [12] was used to find a base morphology, with the sensors fixed in the canonical position, that was both performant and stable. The first objective was to maximize the performance of the robot (distance from the light source), summed across all the four environments. The second objective was to minimize the sum of the maximum torque, speed and target actuation rate. This second objective is used to avoid both simulator instability and behavior that is unlikely to transfer to reality.

After discovering a good base morphology, we performed the nested grid search described in §II-A, for sensor locations (ℓ_1, ℓ_2) and weights (w_1, w_2) .

III. RESULTS

A. Theoretical results.

We employed SciPy (*scipy.integrate.odeint*) for numerical integration of the robot's location and orientation (Eq. 6), for 10^5 timesteps.

For each evaluated mechanical design and controller (sensor locations and synapse weights), the robot's trajectory is computed in each of the four environments defined in §II-B. As in the empirical model, if robot's trajectory comes within 0.2 units of the light source, the robot is determined to have succeeded in that environment. Otherwise, it is determined to have failed.

The mechanical design sketched in Fig. 3A (and its mirror image when reflected about the sagittal plane) had the highest

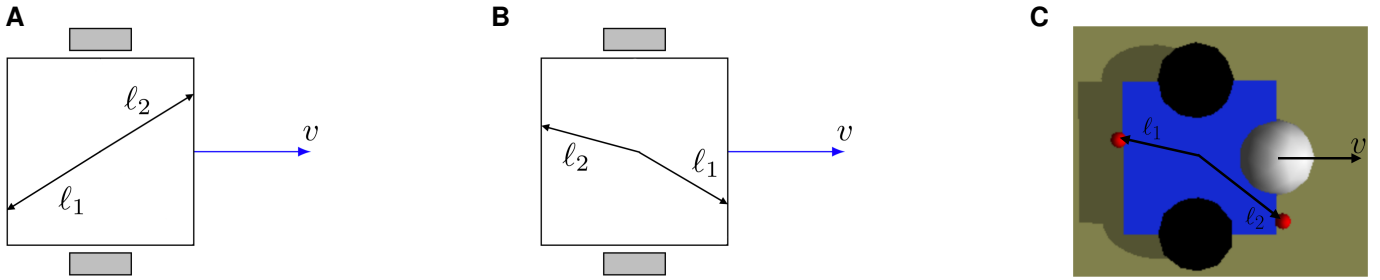


Fig. 3: **The best designs** under the theoretical model according to controller learnability (A; Metric M_L) and resistance to catastrophic forgetting (B; Metric M_{CF}). Under the empirical model, the design with the highest controller learnability was also the most resistant to catastrophic forgetting (C). Although the design space we swept over contains many symmetrical sensor arrangements, and most real robots utilize symmetrical sensor distributions, the best designs are notably asymmetrical.

controller learnability score, with $M_L = 0.286$. However it did score the best in resistant to catastrophic forgetting: the proportion of resistant to nonresistant controllers for that design was $M_{CF} = 0.636$, whereas several other found designs had full resistance $M_{CF} = 1$. But those with a perfect ratio $M_{CF} = 1$ had much smaller optimal weight manifold: the highest learnability score achieved by this group was $M_L = 0.206$. In other words, while all the successful environment-specific controllers for these designs generalize across all four environments, the manifold containing them is much smaller and thus would be more difficult to find if controller parameters were to be optimized by learning.

The canonical design had a much lower controller learnability ($M_L = 0.049$) and resistance to catastrophic forgetting ($M_{CF} = 0.24$), than many found asymmetrical designs.

For both the canonical, symmetrical design (Fig. 4) and the design with the highest controller learnability score (Fig. 5) there are initial conditions that generate persistent phototaxis: the robot moves toward the light source and remains near it. However, whereas 35 of the 35 found phototaxing controllers for the found design remain in the neighborhood of the source, only 2 of the 6 found controllers for the canonical design do so. Some initial conditions of the canonical design initially produce phototaxis, but the design passes through the source and then continues to move away from it (Fig. 4A). This was not observed to occur with the “optimized” designs.

B. Empirical results.

As with the theoretical model the empirical model showed that non-intuitive asymmetrical designs scored higher in learnability and in resistance to catastrophic forgetting. However unlike the theoretical model one design performed the best on both metrics.

The found asymmetrical design shown in Fig. 3C had both the highest generalist controller learnability ($M_L = 0.0039$) and resistance to catastrophic forgetting ($M_{CF} = 0.038$). Overall, there were 57 generalist phototaxing controllers found (out of 14641 evaluated; 0.389%) for this design, compared to only one generalist phototaxing controller found (0.0068%) for the canonical, symmetrical design. The controller learnability of the canonical design was thus $M_L = 0.000068$; and its

resistance to catastrophic forgetting was $M_{CF} = 0.00052$. Thus, the found asymmetrical design has both higher controller learnability and resistance to catastrophic forgetting.

C. Overview.

In Fig. 6 the successes of weight manifolds for all of these design in both the theoretical and empirical model can be seen in detail, where cyan represents weight assignments that succeed in all for environments for a given design. These weight manifolds show clearly that in this case the weight assignments for the asymmetrical would be much easier to find by a learning algorithm while the canonical design is akin to looking for a needle in a haystack.

Fig. 7 plots the frequency of metrics M_L and M_{CF} (Eqs. 2 and 3, respectively) within each bin of the grid search. This again shows how there are many designs (including intuitive symmetric ones) that score poorly on M_L and M_{CF} while there are relatively few designs that perform well. Thus a given design has a drastic effect on the theoretical learnability of a robots controller parameters.

IV. DISCUSSION

In this paper, we considered a simple robot and task in order to sample the entire loss landscape of the weight manifold at a relatively high resolution. While we haven’t tested these robot with any specific learning algorithm, our results suggest that changes in one element of a robot’s design (sensor location) can fundamentally alter the loss surface, thus influencing the controller’s learnability, and resistance to catastrophic forgetting. More specifically, by changing sensor location, we observed changes in the number and placement along the loss surface of control parameters suitable for individual environments, as well in how these optimal yet environment-specific parameters overlapped across different environments to produce generalist controllers which resist catastrophic forgetting.

Previous attempts to avoid catastrophic forgetting relied on increased control complexity. Most were focused on making changes to small subsets of neural network weights [15, 20, 8, 24, 14, 1, 25, 26]. Others have attempted to sidestep the problem by learning good initial weights such that

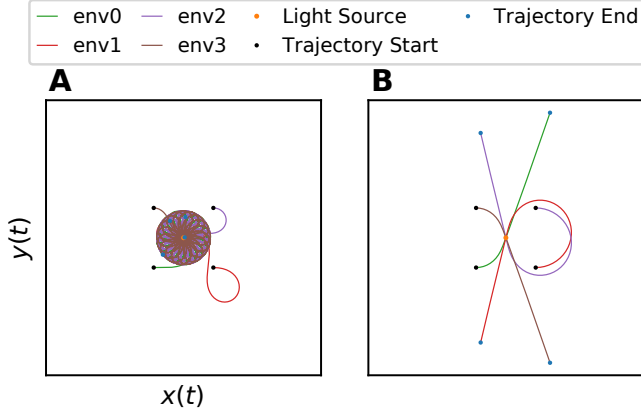


Fig. 4: **Successful trajectories with canonical (symmetrical) sensor location under the theoretical model.** With canonical sensor placement $\{\ell_1 = (0.5, 0.5), \ell_2 = (0.5, -0.5)\}$ (Fig. 1B), only 57 of the 121^2 evaluated controllers (0.4%) were successful all four environments. **A:** The trajectories generated by one of the successful controllers $(w_1, w_2) = (0.6, 0.98)$. This controller initially generated phototaxis, but passed through the light source and continued to move away from it. **B:** The trajectories generated by another successful controller $(w_1, w_2) = (0.77, 0.77)$. This controller continuously spirals about the light source. The light source is drawn once at the origin, and the initial positions/orientations of the robot relative to the it are superimposed for the four environments.

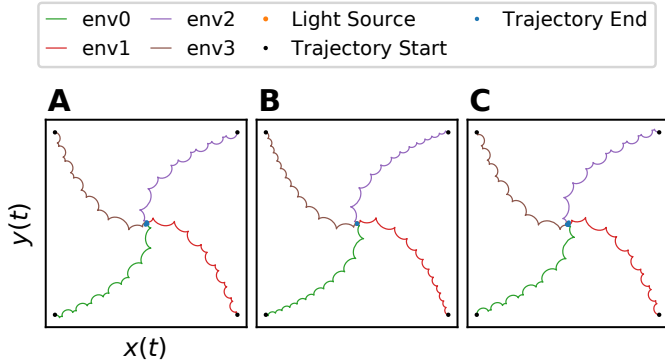


Fig. 5: **Trajectories of the design with maximal controller learnability, as measured by metric M_1 (Eq. 2) under the theoretical model.** With sensor locations $\ell_1 = (-0.5, -0.25)$ and $\ell_2 = (0.5, 0.25)$ (Fig. 3A), 2255 of the 121^2 evaluated controllers (15.4%) were successful all four environments. **A:** The trajectories generated by one of the successful controllers, parameterized by weights $(w_1, w_2) = (-0.85, 0.82)$. **B:** The trajectories with weights $(-0.8, 0.6)$. **C:** The trajectories with weights $(-0.28, 0.37)$. The axes are equivalent to those in Fig. 4.

they can be quickly updated when switching between tasks [7, 10]. We have shown here that regardless of the algorithm used it is also possible to alleviate catastrophic forgetting by changing aspects of the robot’s design, without increasing control complexity, but doing so can be non-intuitive.

We found that even the seemingly trivial case of phototaxis with contralateral connections described by Braitenberg [3] can require morphological tuning to work as expected in a single simulated environment, and that, when challenged to perform in additional environments, other adjustments in morphology, specifically to sensor location, could either suppress or multiply the potential for catastrophic forgetting by expanding or shrinking the overlap of performant controller settings for that body plan across different task environments.

The physical location of sensors is thus a relevant property of robots that is nevertheless abstracted away in the (mostly disembodied) systems that address catastrophic forgetting reported in the literature to date. While sensor location could in principle be dynamically controlled via a lattice of sensors [16] or adjustable antenna [6], change in (and rational control over) other morphological attributes—such as geometry [17], material properties [21], or the number and placement of actuators [19]—is much more difficult in practice, and such design elements are almost always presupposed and fixed prior to training [5].

However, unless experimental proof is obtained in the real world, this theory will remain speculation. In fact it is possible that the proposed empirical model using rigid body physics was more disconnected from reality than our theoretical model. The simulated wheels, for instance, have just a single point of contact with the ground. A more realistic surface contact geometry might completely change the optimal sensor locations, but there’s also reason to believe that the loss surface manifolds containing adequate controllers for a compliant body could be larger than those of a rigid body [17, 13], further increasing the probability of overlap across tasks.

In the limit, machines with the right morphology may use a single controller to accomplish a set of tasks that appear disparate to a robot with a different body plan. For example, a granular jamming gripper [4] need not precisely control the placement of each joint around differently shaped objects: a single policy (vacuum air, hold, relax) works regardless of object shape. However, this control policy is exceedingly simple. The degree to which morphology influences learnability in more complex robots, task environments and behaviors has yet to be investigated, but will be the focus of future work.

In this work, two control- and two morphology parameters were optimized. In future work we will investigate whether co-optimizing the morphology and control parameters confers greater overall learnability on the robot compared to a robot with a fixed morphology and four control parameters. This will help determine whether a poorly chosen mechanical design can be compensated for by increased control complexity.

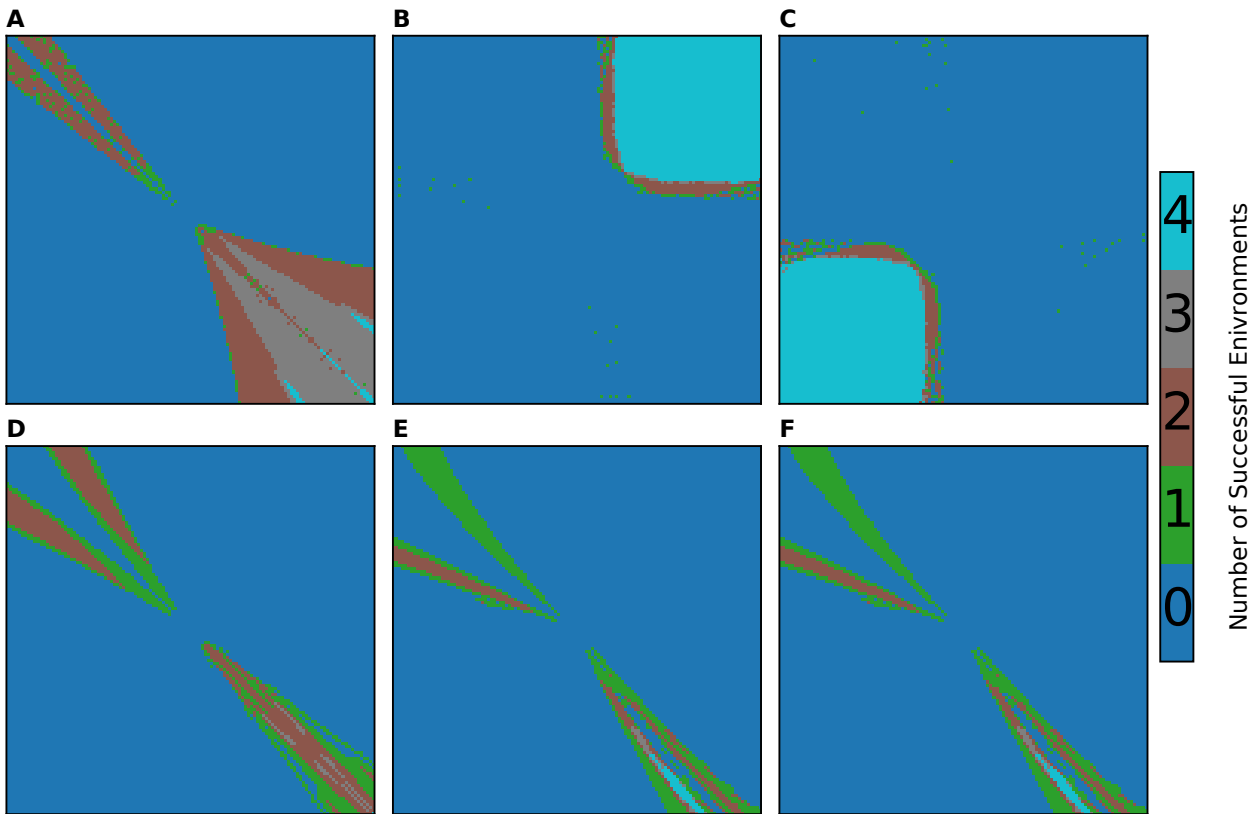


Fig. 6: **Measuring learnability and forgetting.** For both the theoretical (A-C) and empirical models (D-F), we performed a 121-by-121 grid search of controller weights (14641 unique controllers) nested within a 81-by-81 grid search for sensor locations (6561 unique designs). The controller space is mapped for the canonical, symmetrical design (A, D), the design with highest controller learnability (M_L ; Eq. 2) (B, E), and the design most resistant to catastrophic forgetting (M_{CF} ; Eq. 3) (C, F). Under the controller sweep on (D-F), the design with the highest controller learnability also had the greatest resistance to forgetting, so E and F are identical. Each pixel represents a different controller (w_1, w_2) for the given design, and is colored by the number of environments that the combination successfully exhibited phototaxis (i.e., the overlapped binary success matrices, defined by Eq. 1). Under both the theoretical and empirical models, the unintuitive asymmetrical designs (B, E) were found to have higher controller learnability and greater resistance to forgetting in their landscape than their respective canonical design (A, D) as measured by the number pixels in the heatmap that are successful in all four environments (cyan). Likewise, the asymmetrical designs (C, F) had higher resistance to catastrophic forgetting as measured by the number of cyan pixels to non-blue pixels.

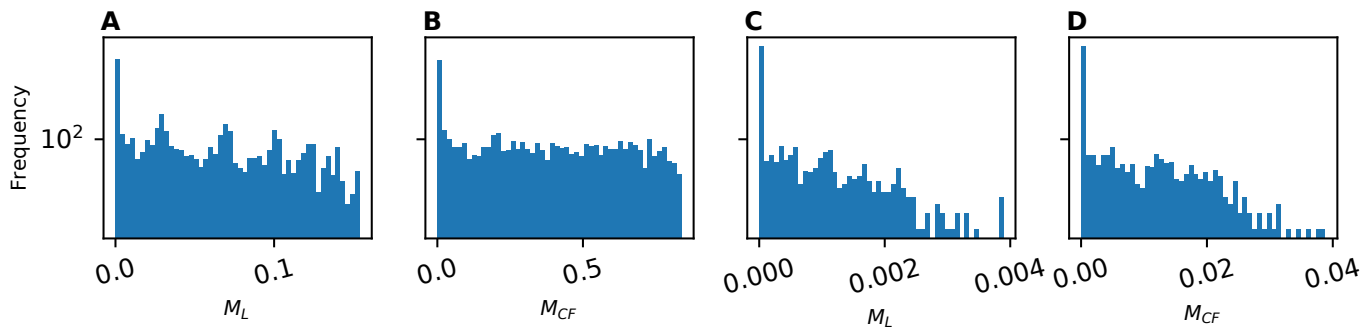


Fig. 7: **Measuring successful multitask learning.** The distribution of metrics M_L and M_{CF} , for all evaluated designs, in the theoretical (A, B), empirical (C, D). Metric M_L (Eq. 2) indicates controller learnability: the proportion of controllers deemed successful in all four environments, for a given design. Metric M_{CF} (Eq. 3) indicates resistance to catastrophic forgetting: the ratio of the number of controllers successful in all environments, over the number successful in at least one. If no controllers are successful for a given design, $M_{CF} = 0$.

ACKNOWLEDGEMENTS

This work was supported by NSF award EFRI-1830870 and the Vermont Space Grant Consortium (NASA EPSCoR-031176). Computational resources were provided by the Vermont Advanced Computing Core. Also in honor of Nina Powers, beautiful wife of the first author whose commitment and support make this work possible.

REFERENCES

- [1] Shawn LE Beaulieu, Sam Kriegman, and Josh C Bongard. Combating catastrophic forgetting with developmental compression. In *Proceedings of the Genetic and Evolutionary Computation Conference*, pages 386–393. ACM, 2018. URL <https://dl.acm.org/citation.cfm?id=3205455.3205615>.
- [2] Josh Bongard. Morphological change in machines accelerates the evolution of robust behavior. *Proceedings of the National Academy of Sciences*, 108(4):1234–1239, 2011. URL <https://www.pnas.org/content/108/4/1234>.
- [3] Valentino Braitenberg. *Vehicles: Experiments in synthetic psychology*. MIT press, 1986. URL <https://mitpress.mit.edu/books/vehicles>.
- [4] Eric Brown, Nicholas Rodenberg, John Amend, Annan Mozeika, Erik Steltz, Mitchell R Zakin, Hod Lipson, and Heinrich M Jaeger. Universal robotic gripper based on the jamming of granular material. *Proceedings of the National Academy of Sciences*, 107(44):18809–18814, 2010. URL <https://www.pnas.org/content/107/44/18809>.
- [5] Nick Cheney, Josh Bongard, Vytas SunSpiral, and Hod Lipson. Scalable co-optimization of morphology and control in embodied machines. *Journal of The Royal Society Interface*, 15(143):20170937, 2018. URL <https://doi.org/10.1098/rsif.2017.0937>.
- [6] Miriam Fend, Simon Bovet, Hiroshi Yokoi, and Rolf Pfeifer. An active artificial whisker array for texture discrimination. In *IEEE/RSJ International Conference on Intelligent Robots and Systems*, volume 2, pages 1044–1049. IEEE, 2003. URL <https://ieeexplore.ieee.org/document/1248782>.
- [7] Chelsea Finn, Pieter Abbeel, and Sergey Levine. Model-agnostic meta-learning for fast adaptation of deep networks. In *Proceedings of the 34th International Conference on Machine Learning-Volume 70*, pages 1126–1135. JMLR.org, 2017. URL <http://proceedings.mlr.press/v70/finn17a/finn17a.pdf>.
- [8] Robert M French. Using semi-distributed representations to overcome catastrophic forgetting in connectionist networks. In *Proceedings of the 13th annual cognitive science society conference*, pages 173–178. Erlbaum, 1991. URL <https://www.aaai.org/Papers/Symposia/Spring/1993/SS-93-06/SS93-06-007.pdf>.
- [9] Robert M French. Catastrophic forgetting in connectionist networks. *Trends in cognitive sciences*, 3(4):128–135, 1999. URL [https://doi.org/10.1016/S1364-6613\(99\)01294-2](https://doi.org/10.1016/S1364-6613(99)01294-2).
- [10] Spyros Gidaris and Nikos Komodakis. Dynamic few-shot visual learning without forgetting. In *Proceedings of the IEEE Conference on Computer Vision and Pattern Recognition*, pages 4367–4375, 2018. URL http://openaccess.thecvf.com/content_cvpr_2018/papers/Gidaris_Dynamic_Few-Shot_Visual_CVPR_2018_paper.pdf.
- [11] Ian J Goodfellow, Mehdi Mirza, Da Xiao, Aaron Courville, and Yoshua Bengio. An empirical investigation of catastrophic forgetting in gradient-based neural networks. *arXiv preprint arXiv:1312.6211*, 2013. URL <https://arxiv.org/abs/1312.6211>.
- [12] David Hadka and Patrick Reed. Borg: An auto-adaptive many-objective evolutionary computing framework. *Evolutionary Computation*, 21(2):231–259, 2013. URL <https://ieeexplore.ieee.org/document/6793867>.
- [13] Helmut Hauser, Auke J Ijspeert, Rudolf M Fuchslin, Rolf Pfeifer, and Wolfgang Maass. Towards a theoretical foundation for morphological computation with compliant bodies. *Biological cybernetics*, 105(5-6):355–370, 2011. URL <https://doi.org/10.1007/s00422-012-0471-0>.
- [14] Xu He and Herbert Jaeger. Overcoming catastrophic interference using conceptor-aided backpropagation. In *International Conference on Learning Representations*, 2018. URL <https://openreview.net/pdf?id=B1al7jg0b>.
- [15] James Kirkpatrick, Razvan Pascanu, Neil Rabinowitz, Joel Veness, Guillaume Desjardins, Andrei A Rusu, Kieran Milan, John Quan, Tiago Ramalho, Agnieszka Grabska-Barwinska, et al. Overcoming catastrophic forgetting in neural networks. *Proceedings of the National Academy of Sciences*, 114(13):3521–3526, 2017. URL <https://www.pnas.org/content/114/13/3521>.
- [16] Rebecca K Kramer, Carmel Majidi, and Robert J Wood. Wearable tactile keypad with stretchable artificial skin. In *IEEE International Conference on Robotics and Automation*, pages 1103–1107. IEEE, 2011. URL <https://ieeexplore.ieee.org/document/5980082>.
- [17] Sam Kriegman, Stephanie Walker, Dylan Shah, Michael Levin, Rebecca Kramer-Bottiglio, and Josh Bongard. Automated shapeshifting for function recovery in damaged robots. In *Proceedings of Robotics: Science and Systems*, 2019. URL <http://www.roboticsproceedings.org/rss15/p28.pdf>.
- [18] Lukas Lichtensteiger and Peter Eggenberger. Evolving the morphology of a compound eye on a robot. In *Advanced Mobile Robots, 1999.(Eurobot'99) 1999 Third European Workshop on*, pages 127–134. IEEE, 1999. URL <https://ieeexplore.ieee.org/document/827631>.
- [19] Hod Lipson and Jordan B Pollack. Automatic design and manufacture of robotic lifeforms. *Nature*, 406(6799):974, 2000. URL <https://www.nature.com/articles/35023115>.
- [20] Nicolas Y Masse, Gregory D Grant, and David J Freedman. Alleviating catastrophic forgetting using context-dependent gating and synaptic stabilization. *Proceedings of the National Academy of Sciences*, 115(44):E10467–E10475, 2018. URL <https://www.pnas.org/content/115/>

44/E10467.

- [21] Yashraj S Narang, Alperen Degirmenci, Joost J Vlassak, and Robert D Howe. Transforming the dynamic response of robotic structures and systems through laminar jamming. *IEEE Robotics and Automation Letters*, 3(2):688–695, 2018. URL <https://ieeexplore.ieee.org/document/8141952>.
- [22] Ana Pervan and Todd Murphey. Algorithmic materials: Embedding computation within material properties for autonomy. In *Robotic Systems and Autonomous Platforms*, pages 197 – 221. Woodhead Publishing, 2019. URL <http://www.sciencedirect.com/science/article/pii/B9780081022603000093>.
- [23] Joshua Powers, Sam Kriegman, and Josh Bongard. The effects of morphology and fitness on catastrophic interference. In *Artificial Life Conference Proceedings*, pages 606–613, 2018. URL https://www.mitpressjournals.org/doi/pdf/10.1162/isal_a_00111.
- [24] Anthony Robins. Catastrophic forgetting, rehearsal and pseudorehearsal. *Connection Science*, 7(2):123–146, 1995. URL <https://doi.org/10.1080/09540099550039318>.
- [25] Jonathan Schwarz, Wojciech Czarnecki, Jelena Luketina, Agnieszka Grabska-Barwinska, Yee Whye Teh, Razvan Pascanu, and Raia Hadsell. Progress & compress: A scalable framework for continual learning. In *Proceedings of the 35th International Conference on Machine Learning*, volume 80, pages 4528–4537. PMLR, 2018. URL <http://proceedings.mlr.press/v80/schwarz18a/schwarz18a.pdf>.
- [26] Michalis K Titsias, Jonathan Schwarz, Alexander G de G Matthews, Razvan Pascanu, and Yee Whye Teh. Functional regularisation for continual learning. *arXiv preprint arXiv:1901.11356*, 2019. URL <https://arxiv.org/abs/1901.11356>.
- [27] E Vaughan, Ezequiel A Di Paolo, and I Harvey. The evolution of control and adaptation in a 3d powered passive dynamic walker. In *Proceedings of the Ninth International Conference on the Simulation and Synthesis of Living Systems, Artificial Life IX*, pages 139–145, 2004. URL http://www.cs.uvm.edu/~jbongard/2015_CS206/2004_Vaughan.pdf.