
Optimising Individual-Treatment-Effect Using Bandits

Jeroen berrevoets

University of Brussels (VUB)
jeroen.berrevoets@vub.ac.be

Sam Verboven

University of Brussels (VUB)
sam.verboven@vub.ac.be

Wouter Verbeke

University of Brussels (VUB)
wouter.verbeke@vub.ac.be

Abstract

Applying causal inference models in areas such as economics, healthcare and marketing receives great interest from the machine learning community. In particular, estimating the individual-treatment-effect (ITE) in settings such as precision medicine and targeted advertising has peaked in application. Optimising this ITE under the *strong-ignorability-assumption* — meaning all confounders expressing influence on the outcome of a treatment are registered in the data — is often referred to as uplift modeling (UM). While these techniques have proven useful in many settings, they suffer vividly in a dynamic environment due to concept drift. Take for example the negative influence on a marketing campaign when a competitor product is released. To counter this, we propose the *uplifted contextual multi-armed bandit* (U-CMAB), a novel approach to optimise the ITE by drawing upon bandit literature. Experiments on real and simulated data indicate that our proposed approach compares favourably against the state-of-the-art. All our code can be found online at <https://github.com/vub-dl/u-cmab>.

1 Introduction

Making individual-level causal predictions is an important problem in many fields. For example, *individual-treatment-effect* (ITE) predictions can be used to: prescribe medicine only when it causes the best outcome for a specific patient; or advertise only to those that were not going to buy otherwise.

While many ITE prediction methods exist, they fail to adapt through time. We believe this is a crucial problem in causal inference as many environments are dynamic in nature: patients could build a tolerance to their prescribed medicine; or the initial marketing campaign could suffer from a competitor’s product release [4]. In machine learning, we refer to deteriorating behaviour due to a changing environment, as concept drift [17, 5].

A first naive attempt to create dynamic causal inference models, could be an adapted on-line learning method, e.g., on-line random forests [14]. However, such methods require a target variable—which is absent as a counterfactual outcome is unobservable. A second naive approach would be to use a change detection algorithm [5], initiating a retraining subroutine when necessary. In fact, we have done exactly this in our experiments, but found them to perform poorly compared to our method.

We take a fundamentally different approach than the naive strategies described above, as we reformulate uplift modeling in a bandit problem [12]. Since bandits learn continuously, they easily adapt to dynamic environments using a windowed estimation of their target [16].

2 Preliminaries and Background

Uplift models estimate the net impact of a treatment $T \in \{0, 1\}$ on a response $Y \in \{0, 1\}$ for an individual $\mathbf{x} \in \mathbb{R}^n$. Such net impact is measured through an incremental probability: $\hat{u}(Y, T, \mathbf{x}) \doteq \hat{p}(Y = 1|T = 1, \mathbf{x}) - \hat{p}(Y = 1|T = 0, \mathbf{x})$, where $T = 1$ when the treatment is applied and $T = 0$ when it is not [2, 6]. Given a high \hat{u} , we derive that an \mathbf{x} can be *caused* to respond ($Y = 1$) to the treatment [2, 13].

Uplift models are then employed to identify a subpopulation with high \hat{u} . By limiting treatment to this subpopulation we reduce over-treatment by refraining from treating individuals indifferent to treatment ($\hat{u} = 0$) or worse, individuals that are averse ($\hat{u} < 0$) to it.

Typically, datasets in UM are built using a randomised trial setting, where $Y \perp\!\!\!\perp T|\mathbf{x}$ and $0 < p(T = 1|\mathbf{x}) < 1$ for all \mathbf{x} , assuring the strong-ignoreability-assumption [13, 15, 2]. Hence, use of the *do*-operator is not required, contrasting the case when strong-ignoreability is violated [10].

Contextual multi-armed bandits (CMAB) differ from UM as they apply treatment in function of expected response only. We define this response as $r(T = i, \mathbf{x}) \doteq \mathbb{E}[R(Y)|T = i, \mathbf{x}]$, where: \mathbf{x} is considered a context; $\{T = 0, T = 1\}$ is the set of arms; and $R : Y \rightarrow \mathbb{R}$ is the numerical reward for Y [18, 9]. Optimal treatment selection is then motivated by an estimation of this expected response \hat{r} as in (1),

$$T_b^* = \arg \max_i \{\hat{r}(T = i, \mathbf{x})\}. \quad (1)$$

The treatment T_b^* is chosen over other treatments even if T_b^* offers only a marginally higher expected response.

This formulation suggests two major components in a CMAB’s objective: (i) response estimation through \hat{r} ; and (ii) proper treatment selection through (1). Randomly applying treatments ensures \hat{r} to be unbiased, but contrasts the second objective. Balancing these components is often referred to as the exploration-exploitation trade-off [16]. We use this formulation to frame our experiments in Section 4.

The difference between UM and CMABs is apparent through the maximisation in (1). Such maximisation contrasts UM as uplift models inform a decision maker to make *causal* decisions, only applying a treatment when the treatment has a *sufficient* positive effect on \mathbf{x} , i.e., when \hat{u} is higher than some threshold $\tau \in [-1, 1)$. As such, the optimal treatment in UM is found using,

$$T_u^* = \mathbb{I}[\hat{u}(Y, T, \mathbf{x}) > \tau], \quad (2)$$

where $\mathbb{I}[\cdot]$ is the indicator function. Using our notation, this difference is simply: $T_b^* \neq T_u^*$.

We contribute by defining τ , indicating when \hat{u} is considered *high enough*. We then apply our findings to bandit algorithms, making them optimise for uplift. By leveraging the ability to learn continuously the U-CMAB offers resilience in a dynamic environment for individual-level causal models.

3 Model

Introducing a penalty ψ associated with the cost of the treatment — with $T = i \rightarrow \psi_i \in \mathbb{R}$ and $\psi = [\psi_0, \psi_1]^\top$ — enables causal decision making by the U-CMAB. While τ is generally chosen heuristically [2], we provide an analytical method based on ψ :

$$\tau = \frac{\psi_1 - \psi_0}{R(Y = 1)}, \quad (3)$$

where: ψ_1 is the penalty of applying the treatment ($T = 1$); ψ_0 is the penalty of not applying the treatment ($T = 0$); and $R(Y = 1)$ is the potential (numerical) reward when \mathbf{x} responds.

Two benefits of (3) come to mind: (i) τ is now composed of parameters we can share with a bandit algorithm, and (ii) there is an intuitive appeal to (3)—when ψ_1 is high, so is τ , translating in the requirement of a high \hat{u} before treatment is applied, i.e., before applying an expensive treatment it should have higher net impact when compared to an inexpensive treatment.

Once ψ is chosen according to (3), it is to be deducted from the bandit’s estimated reward $\hat{r}(T, \mathbf{x})$,

$$\hat{r}_u(T = i, \mathbf{x}) \doteq \mathbb{E}[R(Y) - \psi_i|T = i, \mathbf{x}], \quad (4)$$

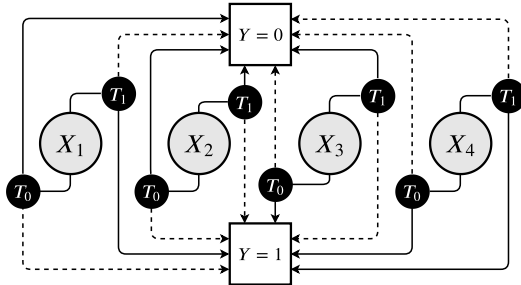


Figure 1: The MDP for a CMAB in ITE optimisation: grey circles denote individuals of type $X_j \subset \mathcal{X}$; squares indicate the response $Y = 1$ or $Y = 0$; black circles represent treatments with T_0 if $T = 0$ and T_1 if $T = 1$, done so for brevity; dashed arrows are used when $\mathfrak{t}(Y, T, X_j) = 0$; and full arrows are used when $\mathfrak{t}(Y, T, X_j) = 1$.

creating a new form of reward, \hat{r}_u , associated with every $T = i$.

When \hat{r} is replaced with \hat{r}_u , optimal treatment selection through (1) will be altered. Operating according to this \hat{r}_u will yield treatment decisions similar to those made by an uplift model respecting some threshold τ . We back this claim through experiments (in Section 4) and a proof of (3) in the Appendix.

Some intuition into (4) can be achieved by formulating a Markov decision process (MDP), $\langle \mathcal{X}, \mathcal{T}, \mathcal{Y}, \mathfrak{t}, R \rangle$, where: \mathcal{X} is the set of individuals, $\mathbf{x} \in \mathcal{X}$; \mathcal{T} is the set of treatments, $T \in \mathcal{T}$; \mathcal{Y} is the set of responses, $Y \in \mathcal{Y}$; \mathfrak{t} describes the transition probability to Y (being a terminal state in this bandit setting) from \mathbf{x} after applying treatment T , thus $\mathfrak{t}(Y, T, \mathbf{x}) \doteq p(Y|T, \mathbf{x})$; and R is the reward function denoted $R : \mathcal{Y} \rightarrow \mathbb{R}$.

As is illustrated in Figure 1, we can use this MDP, with $\mathfrak{t} \rightarrow \{0, 1\}$, to subdivide \mathcal{X} into four different kinds of individuals based on their transition properties [2]:

- $X_1 \subset \mathcal{X}$ Respond ($Y = 1$) only when treated ($T = 1$)
- $X_2 \subset \mathcal{X}$ Never responds ($Y = 0$), regardless of treatment
- $X_3 \subset \mathcal{X}$ Always respond ($Y = 1$), regardless of treatment
- $X_4 \subset \mathcal{X}$ Respond ($Y = 1$) only when untreated ($T = 0$)

If $Y = 1$ is the desired outcome, one can deduce from Figure 1, that only individuals from X_1 yield a positive causal relationship between T and Y as applying treatment (i.e., following T_1) to any other type of individual will either: not result in $Y = 1$; or will, regardless of T . As an example, take the individuals in X_4 : as both $T = 1$ and $T = 0$ yield a transition probability of $\mathfrak{t} = 1$, it does not matter which treatment the agent applies for the individuals to respond ($Y = 1$). Therefore, a causal agent should only apply treatment ($T = 1$) when given an individual from X_1 .

Using \hat{r} to differentiate between treatments, an agent would not find an optimum in case of X_4 . However, adding penalties, ψ_i , we can further differentiate between treatments and incorporate τ .

4 Experiments

We frame our experiments using the CMAB’s objective: (i) ITE prediction (rather than response prediction); and (ii) causal treatment selection. As the U-CMAB is a UM method, we compare against the state-of-the art in UM, being an uplift random forest (URF) [2].

ITE prediction is tested using the Hillstrom dataset¹, a well known resource for ITE prediction with two treatments and eighteen variables [2, 11]. We evaluate performance using a qini-chart (a relative of the gini-chart) [8]: after ranking each individual in a hold-out test-set according to their estimated

¹<https://blog.minethatdata.com/2008/03/minethatdata-e-mail-analytics-and-data.html>

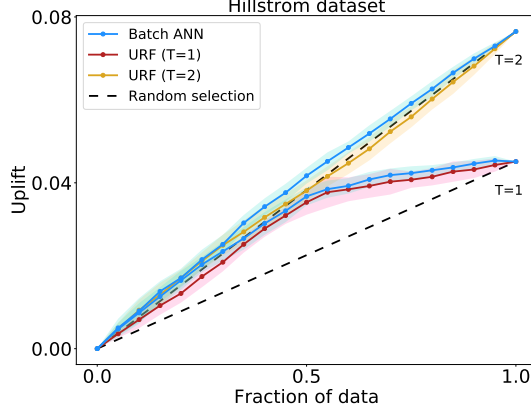


Figure 2: Compared performance on the Hillstrom dataset of a single batch constrained ANN against two separate URFs, where: URF ($T=1$) was trained for treatment $T = 1$; and URF ($T=2$) was trained for $T = 2$. The farther a model is removed from the random selection line, the better.

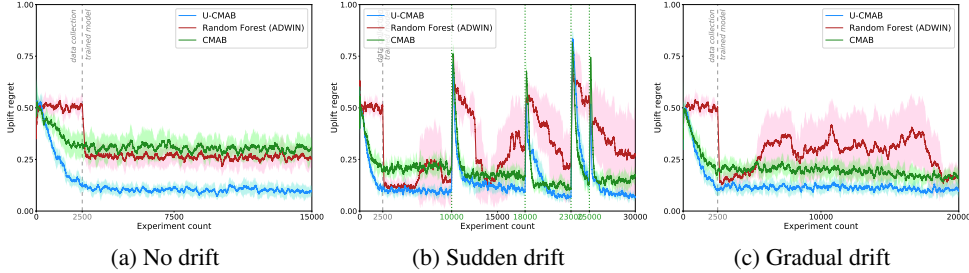


Figure 3: Averaged performance over ten runs of the U-CMAB, URF and CMAB in various randomly-generated simulated environments [1]. The grey dashed line indicates the end of the first data gathering period for the URF, yielding a regret of 0.5 as treatments are applied randomly. Dotted lines in Figure 3b indicate a sudden drift.

\hat{u} , the cumulative incremental response-rate is calculated using,

$$q(b) \doteq \left(\frac{Y_{1,b}}{N_{1,b}} - \frac{Y_{0,b}}{N_{0,b}} \right), \quad (5)$$

where: $q(b)$ accounts for the first $b \in \mathbb{N}$ bins of size $\frac{N}{B}$; $Y_{i,b}$ is the amount of responders with $T = i$; and $N_{i,b}$ is the amount of individuals treated with $T = i$. As an individual with high \hat{u} is ranked first, (5) should score high for the first individuals and gradually decrease when more individuals are included in the evaluation.

In our experiment we compared a batch constrained artificial neural network (ANN) [3, 7] to train \hat{r}_u , as in (4), against two separate URFs—one for each treatment as current methods can only estimate for one treatment at a time. From Figure 2 we recognise that the U-CMAB, using a batch ANN, compares favourably against both URFs, and is thus able to predict the ITE nicely using \hat{r}_u .

Causal treatment selection is tested using a simulated environment [1] allowing us to compare against an all-knowing optimal policy, while controlling how dynamic the environment should be.

In Figure 3 we have plotted performance of: (i) a URF [2], which we combined with an adaptive sliding window (ADWIN) change detection algorithm, initiating a data collection and retraining routine when necessary [5]; (ii) a regular CMAB; and (iii) the U-CMAB. We chose an ϵ -greedy training strategy for both bandits for two major reasons: (i) typical implementations use a Robins-Monro estimation of their objective (both \hat{r} and \hat{r}_u are an expectation), which is easily upgraded for dynamic settings using a constant step-size; (ii) ϵ -greedy has been shown to converge in a variety of environments [9] which aids in our setting, as the environment is usually ill-documented [2].

Performance shown is measured in a regret metric, taking into account the causal nature of each treatment decision [1]. Our results clearly indicate a performance increase in both dynamic and static

environments, while confirming immense instability of the URF in dynamic environments, even when ameliorated with an ADWIN change detection strategy. As expected, the CMAB performs worst in a static environment (Figure 3a) since it is the only method not optimising an ITE, however, it outperforms the URF in dynamic environments (Figures 3b and 3c) further confirming the importance of dynamic methods.

5 Conclusion

Through the results shown in Section 4, we provide evidence that (2) and (3) allow bandit algorithms to make treatment decisions based on a prediction for the individual-treatment-effect. The use of bandits minimises the amount of random experiments through efficient exploration and offers resilience against a dynamic environment.

In light of further work, we are interested in the U-CMAB's extension to full reinforcement learning [16] using an estimated τ through time, potentially allowing an agent to make causal decisions leading to more efficient use of resources. Efficiently managing resources required to obtain a certain reward could greatly affect the application in practical settings.

References

- [1] BERREVOETS, Jeroen ; VERBEKE, Wouter: Causal Simulations for Uplift Modeling. In: *arXiv preprint arXiv:1902.00287* (2019)
- [2] DEVRIENDT, Floris ; MOLDOVAN, Darie ; VERBEKE, Wouter: A Literature Survey and Experimental Evaluation of the State-of-the-Art in Uplift Modeling: A Stepping Stone Toward the Development of Prescriptive Analytics. In: *Big Data* 6 (2018), Nr. 1, S. 13–41. – URL <https://doi.org/10.1089/big.2017.0104>. – PMID: 29570415
- [3] ERNST, Damien ; GEURTS, Pierre ; WEHENKEL, Louis: Tree-based batch mode reinforcement learning. In: *Journal of Machine Learning Research* 6 (2005), Nr. Apr, S. 503–556
- [4] FANG, Xiao: *Uplift Modeling for Randomized Experiments and Observational Studies*, Massachusetts Institute of Technology, Dissertation, 2018
- [5] GAMA, João ; ŽLIOBAITĖ, Indrė ; BIFET, Albert ; PECHENIZKIY, Mykola ; BOUCHACHIA, Abdelhamid: A survey on concept drift adaptation. In: *ACM computing surveys (CSUR)* 46 (2014), Nr. 4, S. 44
- [6] GUTIERREZ, Pierre ; GÉRARDY, Jean-Yves: Causal Inference and Uplift Modelling: A Review of the Literature. In: *International Conference on Predictive Applications and APIs*, 2017, S. 1–13
- [7] JOHANSSON, Fredrik ; SHALIT, Uri ; SONTAG, David: Learning representations for counterfactual inference. In: *International conference on machine learning*, 2016, S. 3020–3029
- [8] KANE, Kathleen ; LO, Victor S. ; ZHENG, Jane: Mining for the truly responsive customers and prospects using true-lift modeling: Comparison of new and existing methods. In: *Journal of Marketing Analytics* 2 (2014), Nr. 4, S. 218–238
- [9] KULESHOV, Volodymyr ; PRECUP, Doina: Algorithms for multi-armed bandit problems. In: *arXiv preprint arXiv:1402.6028* (2014)
- [10] PEARL, Judea: *Causality*. Cambridge, UK : Cambridge university press, 2009
- [11] RADCLIFFE, Nicholas J. ; SURRY, Patrick D.: Real-world uplift modelling with significance-based uplift trees. In: *White Paper TR-2011-1, Stochastic Solutions* (2011)
- [12] ROBBINS, Herbert: Some aspects of the sequential design of experiments. In: *Bulletin of the American Mathematical Society* 55 (1952), S. 527–535
- [13] RUBIN, Donald B.: Causal Inference Using Potential Outcomes. In: *Journal of the American Statistical Association* 100 (2005), Nr. 469, S. 322–331. – URL <https://doi.org/10.1198/016214504000001880>
- [14] SAFFARI, Amir ; LEISTNER, Christian ; SANTNER, Jakob ; GODEC, Martin ; BISCHOF, Horst: On-line random forests. In: *2009 IEEE 12th international conference on computer vision workshops, iccv workshops IEEE (Veranst.)*, 2009, S. 1393–1400
- [15] SHALIT, Uri ; JOHANSSON, Fredrik D. ; SONTAG, David: Estimating individual treatment effect: generalization bounds and algorithms. In: *Proceedings of the 34th International Conference on Machine Learning - Volume 70 JMLR. org (Veranst.)*, 2017, S. 3076–3085
- [16] SUTTON, Richard S. ; BARTO, Andrew G.: *Reinforcement learning: An introduction*. 2nd. Cambridge, MA, USA : MIT press, 2018
- [17] TSYMBAL, Alexey: The problem of concept drift: definitions and related work / Computer Science Department, Trinity College Dublin. Citeseer, 2004. – Forschungsbericht
- [18] ZHOU, Li: A survey on contextual multi-armed bandits. In: *arXiv preprint arXiv:1508.03326* (2015)

6 Appendix

6.1 Reproducibility

Python code used to test the U-CMAB as in Section 4 is provided online <https://github.com/vub-d1/u-cmab>. In this code you will find hyperparameters, notebooks documenting plot methods and extra visualisations and experiments further confirming current instability.

6.2 Proof of (3)

Proof. We prove that the equality,

$$\tau = \frac{\psi_1 - \psi_0}{R(Y = 1)},$$

allows a bandit to make decisions based on some τ as in (2). By introducing a penalty ψ_i of a treatment $T = i$ in the treatment selection procedure as in (1) and (4),

$$T^* = \arg \max_i \{\mathbb{E}[R(Y) - \psi_i | T = i, \mathbf{x}]\}, \quad (6)$$

reflecting the definition of \hat{r}_u . In case of a single treatment ($T = 1$) and control ($T = 0$), the $\arg \max_i \{\cdot\}$ in (6) can be simplified in,

$$T^* = \mathbb{I}[\hat{r}(T = 1, \mathbf{x}) - \psi_1 > \hat{r}(T = 0, \mathbf{x}) - \psi_0], \quad (7)$$

as ψ_i is a constant and $\mathbb{E}[\cdot]$ a linear operator, with \hat{r} as an expected value based on the transition function [16],

$$\hat{r}(T, \mathbf{x}) \doteq R(Y = 1)\hat{p}(Y = 1|T, \mathbf{x}), \quad (8)$$

with $R(Y = 1)$ as the reward received after responding to T .

After rearranging (8) into (7) we get,

$$T^* = \mathbb{I}[R(Y = 1)\hat{p}(Y = 1|T = 1, \mathbf{x}) - \psi_1 > R(Y = 1)\hat{p}(Y = 1|T = 0, \mathbf{x}) - \psi_0]. \quad (9)$$

Rearranging (9) yields,

$$T^* = \mathbb{I}\left[\hat{u}(Y, T, \mathbf{x}) > \frac{\psi_1 - \psi_0}{R(Y = 1)}\right], \quad (10)$$

which through (2) implies,

$$\tau = \frac{\psi_1 - \psi_0}{R(Y = 1)}$$

□