

Δ -mass dependence of the M-matrix in the calculation of $N\Delta \rightarrow NN$ cross sections

Ying Cui,^{1,*} Yingxun Zhang,^{1,2,†} and Zhuxia Li¹

¹China Institute of Atomic Energy, Beijing 102413, China

²Guangxi Key Laboratory Breeding Base of Nuclear Physics and Technology,
Guangxi Normal University, Guilin 541004, China

(Dated: November 20, 2021)

Within the one boson exchange model, Δ -mass dependent M-matrix and its influence on the calculation of $N\Delta \rightarrow NN$ cross sections are investigated. Our calculations show that the m_Δ dependence of $|\mathbf{p}_{N\Delta}|$ and $|\mathcal{M}|^2$ has effects on the calculations of $\sigma_{N\Delta \rightarrow NN}$, especially around the threshold energy. We finally provide a table of accurate $\sigma_{N\Delta \rightarrow NN}$ which can be used in the transport models.

The production and absorption for Δ resonance in heavy ion collision around its threshold energy has attracted a lot of attentions again in recent years, because the ratios of charged pions which are decayed from Δ resonance was supposed to be a sensitive observable to probe the symmetry energy at suprasaturation density [1–4]. In last ten years, different conclusions on the constraints of symmetry energy had been obtained based on the different transport models [2–7], the situations stimulate further study to understand the Δ production and absorption mechanism as well as its sensitive density region probed by π^-/π^+ ratios. Very recently, Gao-Chan Yong [8] claimed that π^-/π^+ ratio is sensitive to the symmetry energy around normal density rather than that at suprasaturation density based on the IBUU calculations. The debates on the constraints of symmetry energy at suprasaturation density by using π^-/π^+ ratios indicate a more careful study of the Δ production and absorption cross sections as well as the propagation of π in the reaction is an urgent need.

Generally, in heavy ion collision at intermediate energies, the production and propagation of a pion experience following process, 1) First Δ production through $NN \rightarrow N\Delta$ collisions; 2) after about 2 fm/c which depends on the width of Δ -resonances, Δ s decay into nucleon and pion, and following them, π s are absorbed through $\pi + N \rightarrow \Delta$ process; 3) Δ s with longer lifetime and higher energy participate the $N\Delta \rightarrow NN$ process. The possibility of three processes are directly related to their cross section or decay width in transport model simulations. Due to the complication of high-dimension transport models, most of the transport models adopt Monte-Carlo cascade method to solve the collision part where the nucleon-nucleon cross section and decay width are the key inputs. For process 1) and 2), the cross sections and decay width can be measured in experiments, and there is less ambiguous. But, the cross section of $N\Delta \rightarrow NN$ in process 3) can not be measured directly in experiment, one has to calculate based on the detailed balance relationship.

One of the popular way to obtain the $N\Delta \rightarrow NN$ cross sections is to calculate it from the measured cross section of $NN \rightarrow N\Delta$ based on the detailed balance [9–16], where the cross section of $NN \rightarrow N\Delta$ in free space has been measured by [17–21] and it can be well explained with the one boson exchange model(OBEM) and relativistic Boltzmann-Uhling-Uhlenbeck approach [22–26]. The detailed balance means the equality of scattering matrix elements which are obtained from the time reversal invariance, i.e. $|\mathcal{M}|_{if}^2 = |\mathcal{M}|_{fi}^2$, i and f are the initial and final state of scattering particles.

Since the Δ is a resonance particle with a broad mass distribution, it leads to the different forms on the calculations of $N\Delta \rightarrow NN$ cross section [9–11, 14]. For example, Danielewicz *et al.* considered the Δ -mass distribution in the calculation of $\sigma_{NN \rightarrow N\Delta}$ with the linearly m_Δ dependence of $|\overline{\mathcal{M}}|^2$ (i.e. ignored the Δ -mass dependence of $|\overline{\mathcal{M}}_D|^2$) [10] [32] in the $NN \rightarrow N\Delta$ process, and thus they obtained the following relationship of the one- $\Delta(1232)$ absorption cross section [10, 14, 16, 22, 27, 28]

$$\sigma_{N_3\Delta_4(m_\Delta) \rightarrow N_1N_2} = \frac{1}{2} \frac{1}{1 + \delta_{N_1N_2}} \frac{|\mathbf{p}_{12}|^2}{|\mathbf{p}_{34}(m_\Delta)|} \sigma_{N_1N_2 \rightarrow N_3\Delta_4} / \int_{m_N+m_\pi}^{\sqrt{s}-m_N} dm'_\Delta f(m'_\Delta) |\mathbf{p}_{34}(m'_\Delta)|. \quad (1)$$

$f(m'_\Delta)$ is the Δ mass distribution, $\frac{1}{1+\delta_{N_1N_2}}$ is used for considering the identical of final two nucleons. If one also ignores the Δ -mass dependence of $|\mathbf{p}_{34}|$, it leads the Wolf *et al*'s formula [11, 12]

$$\sigma_{N_3\Delta_4 \rightarrow N_1N_2}(m_\Delta) = \frac{1}{2N} \frac{1}{1 + \delta_{N_1N_2}} \frac{|\mathbf{p}_{12}|^2}{|\mathbf{p}_{34}|^2} \times \sigma_{N_1N_2 \rightarrow N_3\Delta_4}, \quad (2)$$

where the factor $N = \int_{m_N+m_\pi}^{\sqrt{s}-m_N} f(m_\Delta) dm_\Delta$. The influence of both methods on the heavy ion collisions have been discussed in reference [11, 12, 14], and it is found that the modified form of $N\Delta \rightarrow NN$ can obviously influence the heavy ion collisions observables, such as rapidity distribution of pion and its flow, at the beam energy

*Electronic address: yingcuid@163.com

†Electronic address: zhyx@ciae.ac.cn

from 0.8 A GeV to 1.35 A GeV. Since both of these methods ignored the Δ -mass dependence of $|\mathcal{M}_D|^2$ or $|\mathbf{p}_{34}|$, which was thought to be very important near the threshold energy, it will be interesting to evaluate the precision of two methods on the calculation on the cross section of $N\Delta \rightarrow NN$ and give a $N\Delta \rightarrow NN$ cross section which consider the m_Δ dependence on M-matrix and $|\mathbf{p}_{34}|$.

In this paper, we first investigate the Δ -mass dependence of $|\mathcal{M}|^2$ ($|\mathcal{M}_D|^2$) and $|\mathbf{p}_{34}(m_\Delta)|$ within the framework of the OBEM. $\sigma_{N\Delta \rightarrow NN}$ in free space is directly obtained from M-matrix element, and it is chosen as a benchmark for checking the precision of the proposed methods[10–12] for calculating the $\sigma_{N\Delta \rightarrow NN}$ from $\sigma_{NN \rightarrow N\Delta}$. Finally, the precise results for $\sigma_{N\Delta \rightarrow NN}$ and the function of sampling the mass of Δ in the transport models are given.

We adopt the OBEM method with the effective Lagrangian density for nucleon and Δ baryons interacting through σ , ω , ρ , δ , and π mesons[22, 26, 29–31]. Different from the work in Ref. [23], we include the isovector mesons ρ and δ in order to describe the isospin asymmetric nuclear matter and isospin dependent in-medium $NN \rightleftharpoons N\Delta$ cross section. Theoretically, the cross section of $NN \rightleftharpoons N\Delta$ can be calculated from their M-matrix[22]. The elementary two-body cross section of $NN \rightarrow N\Delta$ at given m_Δ reads

$$\begin{aligned} \tilde{\sigma}(m_\Delta) &= \frac{1}{4F} \int \frac{d^3\mathbf{p}_3}{(2\pi)^3 2E_3} \frac{d^3\mathbf{p}_4}{(2\pi)^3 2E_4} \\ &\quad \times (2\pi)^4 \delta^4(p_1 + p_2 - p_3 - p_4) \overline{|\mathcal{M}|^2} \\ &= \frac{1}{64\pi^2} \int \frac{|\mathbf{p}_{34}(m_\Delta)|}{\sqrt{s_{\text{in}}}\sqrt{s_{\text{out}}|\mathbf{p}_{12}|}} \overline{|\mathcal{M}|^2} d\Omega, \end{aligned} \quad (3)$$

where $\overline{|\mathcal{M}|^2} = \frac{1}{(2s_1+1)(2s_2+1)} \sum_{s_1 s_2 s_3 s_4} |\mathcal{M}|^2$ is for $N_1 N_2 \rightarrow N_3 \Delta_4$ process. $\mathbf{p}_{1,2}$ and $\mathbf{p}_{3,4}(m_\Delta)$ are the center-of-mass momenta of the incoming (1 and 2) and outgoing particles (3 and 4), respectively. $F = \sqrt{(p_1 p_2)^2 - p_1^2 p_2^2} = \sqrt{s_{\text{in}}|\mathbf{p}_{\text{in}}|}$ is the invariant flux factors, $s_{\text{in}} = (p_1 + p_2)^2$, and $s_{\text{out}} = (p_3 + p_4)^2$. The total cross section is the elementary two-body cross section averaged over the mass distribution of Δ , i.e.,

$$\begin{aligned} \sigma_{N_1 N_2 \rightarrow N_3 \Delta_4} \\ = \frac{1}{64\pi^2} \int dm'_\Delta d\Omega \frac{|\mathbf{p}_{34}(m'_\Delta)|}{s|\mathbf{p}_{12}|} \overline{|\mathcal{M}|^2} f(m'_\Delta) \end{aligned} \quad (4)$$

$f(m_\Delta)$ is the mass distribution of Δ resonance,

$$f(m_\Delta) = \frac{2}{\pi} \frac{m_\Delta^2 \Gamma(m_\Delta)}{(m_{0,\Delta}^2 - m_\Delta^2)^2 + m_\Delta^2 \Gamma^2(m_\Delta)}. \quad (5)$$

Here, $m_{0,\Delta}$ is the pole mass of Δ . The decay width $\Gamma(m_\Delta)$ is taken as a parameteric form [23].

For $\sigma_{N_3 \Delta_4 \rightarrow N_1 N_2}$ at the given value of m_Δ can be exactly calculated as,

$$\sigma_{N_3 \Delta_4(m_\Delta) \rightarrow N_1 N_2} \quad (6)$$

$$\begin{aligned} &= \frac{1}{4F} \int \frac{d^3\mathbf{p}'_2}{(2\pi)^3 2E_2} \frac{d^3\mathbf{p}'_1}{(2\pi)^3 2E_1} \\ &\quad \times (2\pi)^4 \delta^4(p_1 + p_2 - p_3 - p_4) \overline{|\mathcal{M}_{N\Delta(m_\Delta) \rightarrow NN}|^2} \\ &= \frac{1}{1 + \delta_{N_1 N_2}} \frac{1}{64\pi^2} \int \frac{|\mathbf{p}'_{12}|}{\sqrt{s_{34}}\sqrt{s_{12}}|\mathbf{p}'_{34}(m_\Delta)|} \\ &\quad \times \overline{|\mathcal{M}_{N\Delta(m_\Delta) \rightarrow NN}|^2} d\Omega. \end{aligned}$$

and there is,

$$\begin{aligned} &\overline{|\mathcal{M}_{N_3 \Delta_4(m_\Delta) \rightarrow N_1 N_2}|^2} \\ &= \frac{(2s_1 + 1)(2s_2 + 1)}{(2s_3 + 1)(2s_4 + 1)} \overline{|\mathcal{M}_{N_1 N_2 \rightarrow N_3 \Delta_4(m_\Delta)}|^2} \end{aligned} \quad (7)$$

at the same Δ mass for both process. For convenience, we use $|\mathcal{M}(m_\Delta)|^2$ to represent $|\mathcal{M}_{N_1 N_2 \rightarrow N_3 \Delta_4(m_\Delta)}|^2$ in the following description. The ratio between Eq.(6) and Eq.(4) can give an exact relationship between the cross section of $NN \rightarrow N\Delta$ and $N\Delta \rightarrow NN$. Thus, $\sigma_{N\Delta \rightarrow NN}$ can be written as,

$$\begin{aligned} \sigma_{N\Delta(m_\Delta) \rightarrow NN} &= \frac{1}{1 + \delta_{N_1 N_2}} \frac{(2s_1 + 1)(2s_2 + 1)}{(2s_3 + 1)(2s_4 + 1)} \times \\ &\quad \frac{\int d\Omega |\mathbf{p}_{12}|^2 \overline{|\mathcal{M}(m_\Delta)|^2}}{\int d\Omega |\mathbf{p}'_{34}(m_\Delta)| \int |\mathbf{p}_{34}(m'_\Delta)| f(m'_\Delta) \overline{|\mathcal{M}(m'_\Delta)|^2} dm'_\Delta} \sigma_{NN \rightarrow N\Delta} \end{aligned} \quad (8)$$

One should notice, \mathbf{p}'_{34} and \mathbf{p}'_{12} are the momentum of N_3 (or Δ_4) and N_1 (or N_2) in center of mass of colliding particles in the process of $N\Delta \rightarrow NN$, while \mathbf{p}_{12} and \mathbf{p}_{34} are the momentum of N_1 (or N_2) and N_3 (or Δ_4) in the process of $NN \rightarrow N\Delta$. At given center of mass energy \sqrt{s} , there is $|\mathbf{p}_{12}| = |\mathbf{p}'_{12}|$ for ingoing nucleons and outgoing nucleons, but $|\mathbf{p}_{34}|$ may not equal to $|\mathbf{p}'_{34}|$ which depends on the equality of mass of Δ in its production and absorption process.

Now, let's firstly check the mass dependence of the extracted M-matrix, $|\mathcal{M}(m_\Delta)|^2$ in free space based on the OBEM. The details of M-matrix can be found in our previous paper[26], and the parameters in the expression of $|\mathcal{M}|^2$ are determined by fitting the measured cross section of $pp \rightarrow n\Delta^{++}$ [17]. Up to now, there are several groups published the measured cross section of $NN \rightarrow N\Delta$ [17, 19–21]. As shown in Fig. 1, the measured cross section of $pp \rightarrow n\Delta^{++}$ still have 3-5 mb uncertainties around $\sqrt{s} \sim 2.2$ GeV and above 3.0 GeV. Two typical values of cross section of $pp \rightarrow n\Delta^{++}$, CERN8401(blue triangles) [20] and Landolt-Börnstein[17] (red circles), are chosen to adjust the parameters in the M-matrix since they are two extreme case of the published data of $pp \rightarrow n\Delta^{++}$.

In the Fig. 2 (a), we plot the angular integrated isospin independent M-matrix as a function of m_Δ at the total energy $s^{1/2} = 2.1, 2.5$ and 3.0 GeV respectively. The shadow region corresponds to the M-matrix with their experimental uncertainties which are obtained with experimental data from CERN8401[20] and Landolt-Börnstein data[17]. The range of m_Δ is from $m_N + m_\pi$ to $\sqrt{s} - m_N$, where the maximum value of m_Δ depends on the energy

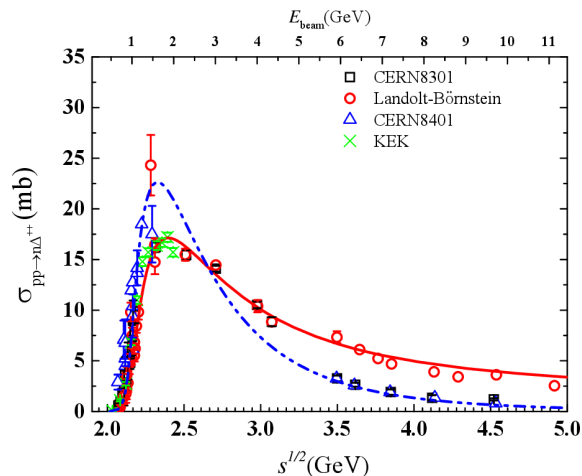


FIG. 1: (Color online) $\sigma_{pp \rightarrow n\Delta^{++}}^*$ as a function of $s^{1/2}$ in free space, the experimental data from [17, 19–21]. The blue dash line is for fitting the CERN8401[20] and red dot line is for Landolt-Börnstein data [17], respectively.

in the process of $NN \rightarrow N\Delta$. The isospin independent M-matrix is obtained by normalized the M-matrix with their isospin factors, i.e.,

$$\mathcal{M} = \frac{1}{I_i^2} \int \sum_s |\mathcal{M}|^2 d\Omega = \frac{(2s_1 + 1)(2s_2 + 1)}{I_i^2} \int |\overline{\mathcal{M}}|^2 d\Omega. \quad (9)$$

$I_{i=d,e}$ is the isospin factor as same as in Ref.[26, 29], and $I_{d,e}^2(n\Delta^{++} \rightarrow pp) = I_{d,e}^2(p\Delta^- \rightarrow nn) = 2$ and $I_{d,e}^2(\text{other channels}) = 2/3$. As shown in left panel of Fig. 2, the behaviors of of \mathcal{M} as a function of m_Δ based on OBEM clearly shows that $|\mathcal{M}(m_\Delta)|^2$ depends on m_Δ whatever the experimental data one used. In order to understand the assumption of mass dependence of M-matrix mentioned in Danielewicz's method in Ref.[10], we also present the $\mathcal{M}_D = \frac{1}{I_i^2} \int |\mathcal{M}_D|^2 d\Omega$ in the inset of Fig. 2 (a), which is as same convention as in Ref.[10] with GeV^{-4} . At the energy range we selected, our calculations illustrate that $|\mathcal{M}_D|^2$ obviously depend on m_Δ in all the mass region where Δ can be produced. It can be understood from the formula of M-matrix as in Eq.(22) in Ref. [29]. For example, if one analyze the power of m_Δ in the M-matrix, it will be roughly in the form with m_Δ^2 . At higher energies, the Δ mass dependence of M-matrix becomes weak which means the assumption on the calculation of $N\Delta \rightarrow NN$ in reference[10] is reasonable.

Another point need to be investigated is the mass dependence of $|\mathbf{p}_{N\Delta}(m_\Delta)|$ (here $|\mathbf{p}_{N\Delta}(m_\Delta)|$ is $|\mathbf{p}_{34}(m_\Delta)|$) in Eq. 8. In Fig. 2 (b), we present the mass dependence of $|\mathbf{p}_{N\Delta}(m_\Delta)|$ at different energies, where the $|\mathbf{p}_{N\Delta}(m_\Delta)|$ decreases with the mass of Δ and the mass dependence is much sharper at the lower energies than that at higher energies. The panels in figure 2 show that both $|\mathcal{M}(m_\Delta)|^2$ and $|\mathbf{p}_{N\Delta}(m_\Delta)|$ in Eq. 8 obviously depend on the mass of Δ , especially at lower energies.

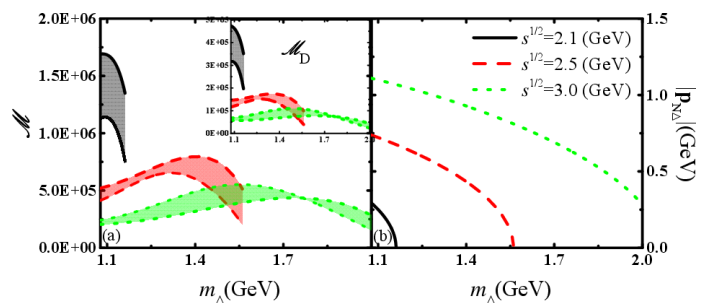


FIG. 2: (Color online) (a) $\mathcal{M} = \frac{1}{I_i^2} \int \sum_s |\mathcal{M}|^2 d\Omega$ as a function of m_Δ in free space for the energy $s^{1/2}$ are 2.1, 2.5 and 3 GeV respectively, and the insert figure is $\frac{1}{I_i^2} \int \sum_s |\mathcal{M}_D|^2 d\Omega$ (GeV^{-4}) in Ref. [10]. (b) $|\mathbf{p}_{N\Delta}|$ as a function of m_Δ in free space .

Clearly, Fig. 2 tells us that the Δ mass dependence (which depends on the system energy) of M-matrix and $|\mathbf{p}_{N\Delta}(m_\Delta)|$ are not ignorable, which can influence the accuracy of calculations of the $N\Delta \rightarrow NN$ cross section based on the detailed balance by using Eq. (1) or Eq. (2). We select three typical values of m_Δ to understand the precision of the different ways to estimate the $\sigma_{N\Delta \rightarrow NN}$. The minimum mass of Δ ($m_\Delta = m_{\min,\Delta} = 1.077$ GeV), pole mass ($m_{0,\Delta} = 1.232$ GeV), and $m_\Delta = 1.387$ GeV which corresponds to the maximum mass of Δ production in heavy ion collisions at the beam energy of 1 GeV. Since others data also give the similar m_Δ dependence of M-matrix as shown in Figure 2, in the following, we use the M-matrix with their parameters are extracted based on the data from Landolt-Börnstein [17] to evaluate the accuracy and validity of the method to calculate the cross section of $N\Delta \rightarrow NN$.

Fig. 3 (a)-(c) present the results of $\sigma_{n\Delta^{++} \rightarrow pp}$ as a function of $s^{1/2}$ in free space at $m_\Delta = 1.077, 1.232$ and 1.387 GeV. The black solid lines are the $\sigma_{n\Delta^{++} \rightarrow pp}^{th}$ which are directly calculated from the M-matrix element of $N\Delta \rightarrow NN$ based on the scattering theory. This result is a benchmark for evaluating other approaches for calculation of the cross section of $n\Delta^{++} \rightarrow pp$. The red dashed lines are the results obtained with the method adopted in Wolf's work [11–13], i.e. Eq.(2), without considering the mass dependence of $|\mathbf{p}_{N\Delta}|$, and we named it as $\sigma_{n\Delta^{++} \rightarrow pp}^{DB,W}$. The green dotted lines are results obtained from the method proposed by Danielewicz, i.e. Eq.(1), in which the mass dependence of $|\mathcal{M}|^2$ is neglected, and we named it as $\sigma_{n\Delta^{++} \rightarrow pp}^{DB,D}$. All the methods predict that there is large Δ absorption cross section around the threshold of $n\Delta^{++} \rightarrow pp$ process which increases with the m_Δ increasing, and $\sigma_{n\Delta^{++} \rightarrow pp}$ decreases with the energy increasing. However, both methods can not well reproduce the $\sigma_{n\Delta^{++} \rightarrow pp}$ around the threshold energy if the mass of Δ is away from the pole mass, $m_\Delta = m_{0,\Delta} = 1.232$ GeV. Other channels of $N\Delta \rightarrow NN$ have similar results since the differences only come from

the isospin factor.

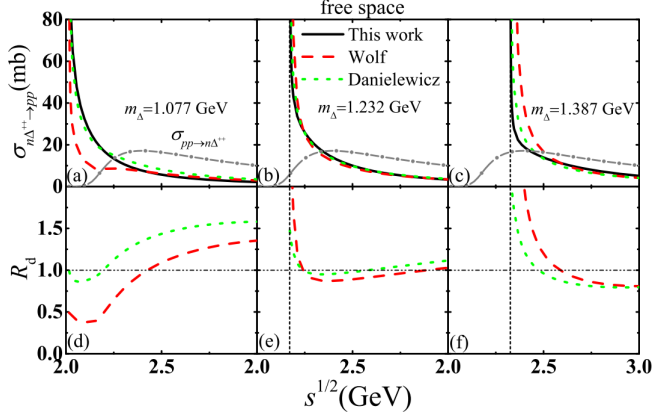


FIG. 3: (Color online) The upper panel is $\sigma_{n\Delta^{++}\rightarrow pp}$ as a function of $s^{1/2}$ for different types of the detailed balance at $m_\Delta = 1.077$ GeV, 1.232 GeV and 1.387 GeV in free space. The bottom panel is R_d as a function for different detailed balance.

To clearly see the deviations, we present the ratio which is defined as $R_d = \sigma_{\Delta N \rightarrow NN}^{DB,W} / \sigma_{\Delta N \rightarrow NN}^{th}$ in the Fig. 3 (d)-(f) for different mass of Δ . The R_d has the same values for all the channels of $N\Delta \rightarrow NN$ since the contributions from isospin factor are cancelled in the ratio. $R_d = 1$ means the cross section of $N\Delta \rightarrow NN$ is described by the proposed method. Red dashed lines are the results of $\sigma_{\Delta N \rightarrow NN}^{DB,W} / \sigma_{\Delta N \rightarrow NN}^{th}$, and green dotted lines are the results of $\sigma_{\Delta N \rightarrow NN}^{DB,D} / \sigma_{\Delta N \rightarrow NN}^{th}$. For $m_\Delta = m_{0,\Delta}$, both methods can well reproduce the theoretical values of $\sigma_{N\Delta \rightarrow NN}^{th}$ except for the $s^{1/2} < 2.2$ GeV, where the Danielewicz's method is much closer to the theoretical one compared to Wolf's method. If $m_\Delta = 1.076$ or 1.387 GeV, larger deviations can be found near the threshold energy of $N\Delta \rightarrow NN$ process (close to vertical dashed lines). For example, if m_Δ is close to the minimum mass of Δ , both methods in Ref.[10, 11] underestimate the Δ absorption cross section at $s^{1/2} < 2.2$ GeV, and the deviation is less than 20% for Danielewicz method and larger than 50% for Wolf's approach. Both methods overestimate the Δ absorption cross section and the deviation is close to 50% for Danielewicz method while Wolf's approach gives the deviation less 40% at $s^{1/2} > 2.5$ GeV. At large mass region of Δ , both methods overestimate the Δ absorption cross section at $s^{1/2} < 2.47$ GeV, but they underestimate the Δ absorption cross section at $s^{1/2} > 2.6$ GeV. The above comparison suggests that the mass dependence of M-matrix as well as $|\mathbf{p}_{N\Delta}(m_\Delta)|$ should be taken into account for precise calculation of $NN \rightarrow N\Delta$ cross section.

By using the isospin independent M-matrix, i.e. \mathcal{M} in Eq. 9, the cross section for $N\Delta \rightarrow NN$ can be expressed as,

$$\sigma_{N\Delta(m_\Delta) \rightarrow NN} = \quad (10)$$

$$\frac{1}{64\pi^2 s} \frac{|\mathbf{p}_{12}|}{|\mathbf{p}_{N\Delta}(m_\Delta)|} \frac{I_i^2 \mathcal{M}}{(2s_3 + 1)(2s_4 + 1)} \frac{1}{1 + \delta_{N_1 N_2}}$$

The values of \mathcal{M} , which are obtained by fitting the Landolt-Börnstein data, are in the supplementary file. For $n\Delta^{++} \rightarrow pp$ and $p\Delta^- \rightarrow nn$ channels, $I_i^2 = 2$, while for $n\Delta^+ \rightarrow np$, $n\Delta^0 \rightarrow nn$, $p\Delta^+ \rightarrow pp$, $p\Delta^0 \rightarrow np$ channel, $I_i^2 = 2/3$. Hence, $\sigma_{n\Delta^{++}\rightarrow pp} : \sigma_{p\Delta^- \rightarrow nn} : \sigma_{n\Delta^+ \rightarrow np} : \sigma_{p\Delta^0 \rightarrow np} : \sigma_{n\Delta^0 \rightarrow nn} : \sigma_{p\Delta^+ \rightarrow pp}$ is 3:3:2:2:1:1. Since the mass dependence of the M-matrix is considered, the mass of Δ in the process of $NN \rightarrow N\Delta$ should also be sampled by considering the mass dependence of $|\mathcal{M}|^2$. Correspondingly, the Δ mass should be sampled with the following form,

$$P(m_\Delta) = \frac{\int_{m_N+m_\pi}^{m_\Delta} |\mathbf{p}_{N\Delta}(m'_\Delta)| \times I_i^2 \mathcal{M} \times f(m'_\Delta) dm'_\Delta}{\int_{m_N+m_\pi}^{\sqrt{s}-m_N} |\mathbf{p}_{N\Delta}(m_\Delta)| \times I_i^2 \mathcal{M} \times f(m_\Delta) dm_\Delta} \quad (11)$$

Since the in-medium cross sections are adopted in the simulation of heavy ion collisions, it naturally requires us to check the accuracy of the calculations of the in-medium cross section of $N\Delta \rightarrow NN$ by using the methods proposed in [10, 11]. Three m_Δ^* values are chosen to performance the R_d as a function of $s^{1/2}$ at two times normal density ($2\rho_0$) as shown in Fig. 4. The selected three m_Δ^* are similar to that in free space, but the m_Δ^* values also depend on the density, isospin asymmetry, and the charge state of Δ . The upper three panels are for symmetric nuclear medium, and lower six panels are for isospin asymmetric nuclear medium. Similar to the results in free space, there are larger deviations at low or high Δ mass region than that around the pole mass regions, and R_d values depend on the m_Δ^* , $s^{1/2}$ and the channel of $N\Delta \rightarrow NN$ (for example, Fig. 4 (d) and (g)).

In summary, we have valued the methods to calculate $\sigma_{N\Delta \rightarrow NN}$ from $\sigma_{NN \rightarrow N\Delta}$ within the framework of OBEM. By comparing $\sigma_{N\Delta \rightarrow NN}$ from approximative methods to $\sigma_{N\Delta \rightarrow NN}^{th}$, which is the exact calculation result from the M-matrix within the OBEM, our calculations show that both methods in Ref.[10] and [12] underestimate the low mass Δ absorption cross section and overestimate the large mass Δ absorption cross section near the threshold. We find that mass dependence of M-matrix should be considered, especially around the threshold energy. Considering the importance of mass dependence of M-matrix, we provide the supplementary data files for the \mathcal{M} calculated by Eq.(9) which are fitted by the experimental data from Landolt-Börnstein and CERN8401.

The influence of accurate calculations of $\sigma_{N\Delta \rightarrow NN}$ on heavy ion collisions by means of the transport model near the threshold energy is also worth to be investigated in the nearly future, because most of the Δ resonances participating in the process $N\Delta \rightarrow NN$ are low mass Δ s. Another future interesting work is to value the calculation of other resonances with a much broader resonance width, it could be useful for deep understanding of the mechanism of particle productions in high energy heavy

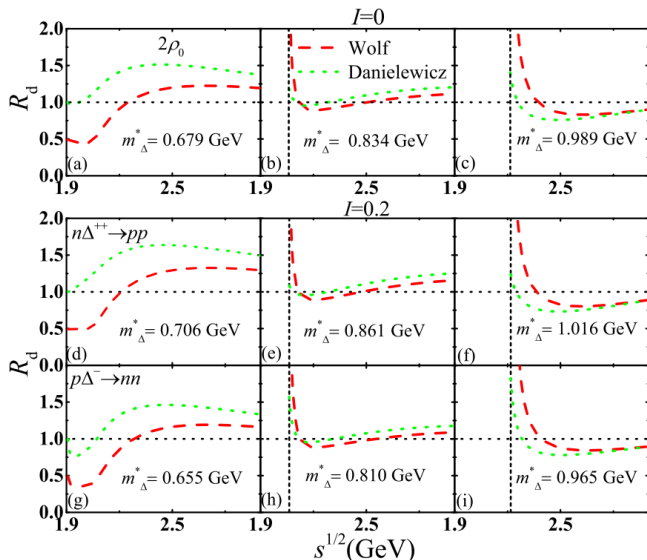


FIG. 4: (Color online) The upper panel is in-medium R_d as a function of $s^{1/2}$ for different types of the detailed balance at $m_{\Delta}^* = m_{\Delta,\min}^*$ (0.679 GeV), $m_{\Delta,\Delta}^*$ (0.834 GeV) and $m_{\Delta}^* = 0.989$ GeV in symmetric nuclear matter ($I=0$) at $2\rho_0$. The bottom panel is R_d for $n\Delta^{++} \rightarrow pp$ and $p\Delta^- \rightarrow nn$ at $2\rho_0$ for different m_{Δ}^* in asymmetric nuclear matter (nuclear asymmetry is $I=0.2$).

ion collisions.

Acknowledgments

This work has been supported by National Key R&D Program of China under Grant No. 2018 YFA0404404, and National Natural Science Foundation of China under Grants No. 11875323, No. 11875125, No. 11475262, No. 11365004, No. 11375062, No. 11790323, 11790324, and No. 11790325.

-
- [1] Bao-An Li, Phys. Rev. Lett. 88, 192701 (2002).
[2] Zhigang Xiao, Bao-An Li, Lie-Wen Chen, Gao-Chan Yong, and Ming Zhang, Phys. Rev. Lett. 102, 062502 (2009).
[3] Zhao-Qing Feng, Gen-Ming Jin, Phys. Lett. B 683, 140 (2010).
[4] Wen-Jie Xie, Jun Su, Long Zhu, Feng-Shou Zhang, Phys. Lett. B 718, 1510 (2013).
[5] J. Hong and P. Danielewicz, Phys. Rev. C 90, 024605 (2014).
[6] T. Song and C. M. Ko, Phys. Rev. C 91, 014901 (2015).
[7] M. D. Cozma, Phys. Rev. C 95, 014601 (2017).
[8] Gao-Chan Yong, Yuan Gao, Gao-Feng Wei, Ya-Fei Guo, Wei Zuo, arXiv:1704.05166v3 (2019).
[9] G.F. Bertsch and S. DasGupta, Phys. Reports 160 (1988) 189.
[10] P. Danielewicz and G.F. Bertsch, Nucl. Phys. A 533, 712-748 (1991).
[11] G. Wolf, W. Cassing, and U. Mosel, Nucl. Phys. A545, 139c (1992).
[12] G. Wolf, W. Cassing and U. Mosel, Nucl. Phys. A552, 549-570 (1993).
[13] A. Engel, W. Cassing, U. Mosel, M. Schäfer, Gy. Wolf, Nucl.Phys. A572, 657-681 (1994).
[14] B.-A. Li and National Superconducting Cyclotron Laboratory, Nucl.Phys. A552, 605-619(1993).
[15] S. A. Bass, M. Belkacem, M. Bleicher, M. Brandstetter, L. Bravina, C. Ernst, L. Gerland, M. Hofmann, S. Hofmann, J. Konopka, G.Mao, L. Neise, S. Soff, C. Spieles, H.Weber, L. A. Winkelmann, H. Steoeker, and W. Greiner, Prog. Part. Nucl.Phys. 41, 255 (1998).
[16] Zhen Zhang, Che Ming Ko, Phys. Rev. C 95, 064604 (2017).
[17] A. Baldini, V. Flaminio, W. G. Moorhead, and D. R. O. Morrison, *Total Cross-Sections for Reactions of High Energy Particles*, edited by H. Schopper, Landolt-Börnstein, Vol. 12, Pt. B (Springer-Verlag, Berlin, 1987).
[18] D.V. Bugg, et al., Phys. Rev. 133 B1017 (1964).
[19] CERN HERA 8301 Preprint.
[20] V. Flaminio, W. G. Moorhead, D. R. O. Morrison, and N. Rivoire, CERN, Geneva Report No. CERN-HERA-8401, 1984.
[21] F.Shimizu, Y.Kubota, H.Koiso, F.Sai, S.Sakamoto, and S.S.Yamamoto, Nucl.Phys.A386,571 (1982).
[22] S. Huber and J. Aichelin, Nucl. Phys. A573, 587 (1994).
[23] A. Larionov and U. Mosel, Nucl. Phys. A728, 135 (2003).
[24] G. Mao, Z. Li, Y. Zhuo, Y. Han, and Z. Yu, Phys. Rev. C 49, 3137 (1994).
[25] Q. Li and Z. Li, Phys. Lett. B 773, 557 (2017).
[26] Ying Cui, Yingxun Zhang, Zhuxia Li, Phys.Rev.C. 98,054605 (2018).
[27] B.J. Verwest and R.A. Arndt, Phys. Rev. C25 1979 (1982).
[28] Zhen Zhang, Che Ming Ko, Phys. Rev. C 97, 014610 (2018).
[29] Ying Cui, Yingxun Zhang, Zhuxia Li, Chin. Phys. Rev. C.43, 024105 (2019).
[30] M. Benmerrouche, R. M. Davidson, and N. C. Mukhopadhyay, Phys. Rev. C 39, 2339 (1989).
[31] R. Machleidt, K. Holinde, and C. Elster, Phys. Rep. 149,

1 (1987).

[32] The definition of $|\mathcal{M}|^2$ in this work is different from that in Danielewicz's work [10]. For the convenience in the following discussions, we named the M-matrix from Danielewicz's work as \mathcal{M}_D . There is a follow-

ing relationship between ours and Danielewicz's, i.e. $4m_\Delta m_N^3 |\mathcal{M}_D|^2 = |\mathcal{M}|^2$. Thus, the mass independence of $|\mathcal{M}_D|^2$ means the $|\mathcal{M}|^2$ in this work should linearly increase with the mass of Δ .