

Robust portfolio optimization with multi-factor stochastic volatility

Ben-Zhang Yang¹, Xiaoping Lu^{*2}, Guiyuan Ma³, and Song-Ping Zhu²

¹Department of Mathematics, Sichuan University, Chengdu, Sichuan 610064, China

²School of Mathematics and Applied Statistics, University of Wollongong, Wollongong, NSW 2522, Australia

³Department of Statistics, The Chinese University of Hong Kong, Hong Kong, China

Abstract: This paper studies a robust portfolio optimization problem under the multi-factor volatility model introduced by Christoffersen et al. (2009). The optimal strategy is derived analytically under the worst-case scenario with or without derivative trading. To illustrate the effects of ambiguity, we compare our optimal robust strategy with some strategies that ignore the information of uncertainty, and provide the corresponding welfare analysis. The effects of derivative trading to the optimal portfolio selection are also discussed by considering alternative strategies. Our study is further extended to the cases with jump risks in asset price and correlated volatility factors, respectively. Numerical experiments are provided to demonstrate the behavior of the optimal portfolio and utility loss.

Key Words: Robust portfolio selection; multi-factor volatility; jump risks; non-affine stochastic volatility; ambiguity effect.

1 Introduction

In the classical Black-Scholes-Merton framework of work, volatility of the stock is assumed to be constant, which does not fully reflect the market dynamics as shown by the observations of volatility smile (or skew) and term structure. Stochastic volatility models have been adopted to address the issue by allowing volatility to vary over time (for example, [10, 11, 26, 28, 30, 31, 37, 39]). Stochastic volatility models also address term structure effects by modeling the mean reversion in variance dynamics. There are several generalized models which introduce one-factor stochastic volatility, such as, Stein & Stein [32], Heston [22], and Schöbel & Zhu [33]. However, the improvement resulting from one-factor stochastic volatility diffusion models may still not capture satisfactorily the term structure of implied volatility in practice (see, for example, [9, 17, 8, 18]). As a result, many researchers attempt to develop multi-factor stochastic volatility models.

^{*}Corresponding author: xplu@uow.edu.au

Such an attempt can be traced back to Christoffersen et al. [8] who proposed a multi-factor model, which shows much more flexibility in controlling the level and slope of the smile. An additional advantage is that the multi-factor model also provides more flexibility in modeling the volatility term structure. By replacing the CIR variance process with a Wishart process, Da Fonseca et al. [17] developed a multiple-factor stochastic volatility model which offers more consistent option prices than one-factor models. By introducing another volatility process into the Heston model, Christoffersen et al. [8] proposed a multi-factor volatility model which provides a better fit for the term structure of volatility and the empirical European options prices than Heston's model. Li & Zhang [25] have verified the conclusion in Christoffersen et al. [8] by analyzing an index option data set. Moreover, the multi-factor Heston model provides efficient asset pricing for various financial derivatives while keeping the analytical tractability of the original model.

Multi-factor volatility models have also been applied recently in portfolio selection problems. Recently, Escobar et al. [13] considered an optimal investment problem under one multi-factor stochastic volatility. In their model, the eigenvalues of the covariance matrix of asset returns follow independent square-root stochastic processes. Optimal investment strategies under this model are subsequently derived in closed form. However, in practice, investors quite often are uncertain about the probability distribution of the underlying or a precise physical measure to choose for a particular model used in the portfolio optimization. As a result, one may consider a robust alternative model for the stock and its volatilities to avoid miss-specification when making investment decisions. The investor should identify the worst-case measure and specify the optimal portfolio under the worst-case scenario. The recent work of Bergen et al. [4] studied the robust multivariate portfolio selection problem with stochastic covariance in the presence of ambiguity and provided the optimal multivariate intertemporal portfolio.

In this paper, we study the robust optimal portfolio problem under the multi-factor model introduced by Christoffersen et al. [8]. With an assumption that there may exist a certain degree of ambiguity in an investor's mind in term of the dynamics of a stock and its volatilities, we analytically derive the robust optimal investment strategy and study the ambiguity effects [14, 34, 40] in complete and incomplete markets. Moreover, the empirical phenomena concerned with jump risks in the asset price have received much attention recently and thus different models are proposed to incorporate jump risks (see, for example, [10, 27, 31, 36]). In this article, we also provide compensative studies for the robust portfolio selection by introducing the asset price with multi-factor volatilities in the presence of jump risks. In addition, we extend our analysis to include the correlation between asset volatilities, which has been studied to capture and predict the evolution of correlation between asset returns or multivariate volatilities (see, for example, [7, 20, 21]). By considering the specific correlation relationship in the various volatility components of asset price, we derive the corresponding robust optimal portfolio selection.

The contributions of this paper are as follows: i) the optimal investment strategy with the worst-case measure is explicitly derived for a two-factor volatility model for complete and incomplete markets, respectively; ii) some other strategies that ignore the information of uncertainty are compared with our robust optimal strategy and the corresponding utility loss are also discussed, thus demonstrating the effects of ambiguity; iii) an extension with additional jump risk in asset price is studied comprehensively for the first time to the best of

our knowledge; iv) another extension with correlation between asset volatilities is also considered with an approximation being provided for solving robust optimal investment on the moment-information context.

The rest of the paper is structured as follows. Our model formulation is introduced in Section 2. Section 3 presents the optimal investment strategies for the worst-case measure in complete and incomplete markets, as well as the sub-optimal strategies. In this section, we also provide a comprehensive analysis for two extensions. Section 4 shows experimental results, and concluding remarks are given in Section 5. Some detailed proofs are provided in the appendices.

2 Basic Model

We propose a portfolio selection problem under the well-known framework proposed in [26] and extended in [29, 15], where an investor has access to stock and derivatives markets. Suppose the money market account follows

$$dM(t) = rM(t)dt, \quad (1)$$

where r is a constant risk-free interest rate. In this study, we assume that the stock price and its volatilities follow the multi-factor volatility model proposed by Christoffersen et al. [8]. Without loss of generality, we consider a two-factor stochastic volatility model in this paper. Specifically, the stock price satisfies:

$$dS(t) = (r + \lambda_1 V_1(t) + \lambda_2 V_2(t)) S(t)dt + \sqrt{V_1(t)} S(t) dW_1(t) + \sqrt{V_2(t)} S(t) dW_2(t), \quad (2)$$

where $W_j = W_j(t)_{t \in [0, T]}$ ($j = 1, 2$) are two Brownian motions and $\lambda_j V_j(t)$ represent the premia associated with W_j .

For simplicity, we started with the hypothesis that two volatility components are independent here, i.e. W_1 and W_2 are independent, and we shall extend to the correlated volatilities scenario afterwards. It is assumed that the market prices of the risks associated with W_1 and W_2 are given by $\lambda_1 \sqrt{V_1(t)}$ and $\lambda_2 \sqrt{V_2(t)}$, respectively, where λ_1 and λ_2 are constants. The volatilities, $V_1(t)$ and $V_2(t)$, are assumed to follow

$$dV_1(t) = \kappa_1(\theta_1 - V_1(t))dt + \sigma_1 \sqrt{V_1(t)} \left(\rho_1 dW_1(t) + \sqrt{1 - \rho_1^2} dZ_1(t) \right), \quad (3)$$

$$dV_2(t) = \kappa_2(\theta_2 - V_2(t))dt + \sigma_2 \sqrt{V_2(t)} \left(\rho_2 dW_2(t) + \sqrt{1 - \rho_2^2} dZ_2(t) \right), \quad (4)$$

where $Z_j = Z_j(t)_{t \in [0, T]}$ are another two independent Brownian motions; ρ_j are the correlation parameters; κ_j , θ_j and σ_j are the mean-reverting speed, the long-term mean and the volatility of volatility in the $V_j(t)$, respectively. The Feller condition is assumed to be satisfied, i.e. $2\kappa_j\theta_j \geq \sigma_j^2$ holds (see [22]). Further, it is assumed that the market price of risk associated with Z_1 and Z_2 are given by $\mu_1 \sqrt{V_1(t)}$ and $\mu_2 \sqrt{V_2(t)}$, respectively. Here the constants μ_1 and μ_2 are interpreted as volatility risk premium parameters.

Remark 2.1. *The proposed model, driven by (1), (2), (3) and (4), differs from the models established in the existing literature. In fact, the models studied in [26, 24] only consider the single factor volatility and have not involved the special volatility structure in the asset price. Our model is fundamentally different from the*

model in [4, 12]: we study the portfolio problem with one risky asset with multi-factor volatility components having no independent constraints, while they study the multi-dimensional portfolio problem with multiple independently assets and each asset only has one risk factor.

As pointed out in [8], the variance is the sum of two uncorrelated factors that may be individually correlated with stock returns. Due to the special structure of the variance, we further assume that there are two derivative products to separately hedge each component of the volatility risks and another one derivative to hedge stock. To complete the market with respect to different volatility risks, we assume that the investor can trade three stock options with price $O^{(i)}(t)$, $i = 1, 2, 3$. We denote the option price as $O^{(i)}(t) = g^{(i)}(S, V_1, V_2, t)$ for some twice continuously differentiable function $g^{(i)}$. Using Itô's lemma, we obtain the following dynamics for the option price

$$dO^{(i)}(t) = rO^{(i)}(t)dt + \sum_{j=1}^2 \left(g_S^{(i)} S + \sigma_j \rho_j g_{V_j}^{(i)} \right) (\lambda_j V_j dt + \sqrt{V_j} dW_j(t)) + \sum_{j=1}^2 \sigma_j \sqrt{1 - \rho_j^2} g_{V_j}^{(i)} (\mu_j V_j dt + \sqrt{V_j} dZ_j(t)), \quad (5)$$

where $g_S^{(i)}$ and $g_{V_j}^{(i)}$ denote the partial derivatives of $g^{(i)}$ with respect to S and V_j , respectively. The equations (2)-(5) therefore form our reference model.

In reality, an investor always faces uncertainty about the probability distribution for the reference model and then considers a set of possible alternative models when making investment decisions. We assume that the investor is uncertain about the distribution of noises W_1, W_2, Z_1 and Z_2 in the asset price and its volatility processes and that \mathcal{F}_t is the filtration generated by four Brownian motions W_1, W_2, Z_1 and Z_2 . Let perturbation process $\mathbf{e} = (e_1^S(t), e_2^S(t), e_1^V(t), e_2^V(t))$ be a \mathbb{R}^4 -valued \mathcal{F}_t -progressively measurable process and $\mathcal{E}[0, T]$ be the space of all \mathcal{F}_t -measurable processes such that \mathbf{e} is a well-defined Radon-Nikodým derivative process:

$$\mathcal{Z}_t^{\mathbf{e}} = \mathbb{E} \left[\frac{d\mathbb{P}^{\mathbf{e}}}{d\mathbb{P}} \middle| \mathcal{F}_t \right] = \exp \left(- \int_0^t \sum_{j=1}^2 \left[\frac{1}{2} \left((e_j^S(\tau))^2 + (e_j^V(\tau))^2 \right) d\tau + e_j^S(\tau) dW_i(\tau) + e_j^V(\tau) dZ_j(\tau) \right] \right). \quad (6)$$

According to Girsanov's theorem, the processes defined as

$$\widehat{W}_j(t) = \int_0^t e_j^S(\tau) d\tau + W_j(t), \quad \widehat{Z}_j(t) = \int_0^t e_j^V(\tau) d\tau + Z_j(t),$$

are Brownian motions under the probability measure $\mathbb{P}^{\mathbf{e}}$. Due to the difficulty identifying the reference model from the available market data, for each perturbation process \mathbf{e} , the investor considers an alternative model: the stock price is observed by

$$dS(t) = \left(r + \sum_{j=1}^2 [\lambda_j V_j(t) - \sqrt{V_j(t)} e_j^S] \right) S(t) dt + \sum_{j=1}^2 \sqrt{V_j(t)} S(t) d\widehat{W}_j(t), \quad (7)$$

and at the same time, its variance processes, V_1 and V_2 are observed by

$$dV_i(t) = \left[\kappa_i(\theta_i - V_i(t)) - \rho_i \sigma_i \sqrt{V_i} e_i^S - \sqrt{1 - \rho_i^2} \sigma_i \sqrt{V_i} e_i^V \right] dt + \sigma_i \sqrt{V_i(t)} \left(\rho_i d\widehat{W}_1(t) + \sqrt{1 - \rho_i^2} d\widehat{Z}_j(t) \right), \quad (8)$$

while the option prices satisfies

$$\begin{aligned} dO^{(i)}(t) = & rO^{(i)}(t)dt + \sum_{j=1}^2 \left(g_S^{(i)}S + \sigma_j \rho_j g_{V_j}^{(i)} \right) \left((\lambda_j V_j - e_j^S \sqrt{V_j})dt + \sqrt{V_j}d\widehat{W}_j(t) \right) \\ & + \sum_{j=1}^2 \sigma_j \sqrt{1 - \rho_j^2} g_{V_j}^{(i)} \left((\mu_j V_j - e_j^V \sqrt{V_j})dt + \sqrt{V_j}d\widehat{Z}_j(t) \right). \end{aligned} \quad (9)$$

Under the actual trading scenario, different investors can obtain the information about the probability distributions of the stock price and the volatility processes from different sources. Equivalently, each investor chooses one certain measure, which is determined by perturbation process \mathbf{e} . For, each perturbation process, the investor will consider the corresponding alternative model. Because the perturbation process can be chosen arbitrarily, the alternative model therefore allows for different levels of ambiguity about the stock and its volatility. Naturally an investor will attempt to find a robust decision based on the sources that are more reliable and useful.

Assume that the ambiguous investor wishes to derive an optimal strategy which maximizes the expected utility of terminal wealth X_T . Similar to [35, 16, 12], we assume the investor's preferences are assumed to be described by a CRRA (Constant Relative Risk Aversion) utility function with parameter $\gamma > 1$. Denote a new process $\mathbf{Y}(s) = (X(s), V_1(s), V_2(s))$ and let $\mathbf{y} = (x, v_1, v_2)$ be the values of $\mathbf{Y}(s)$ at time t , then the expected utility achieved by a trading strategy Π is given by

$$w^{\mathbf{e}}(t, \mathbf{y}; \Pi) = \frac{1}{1 - \gamma} \mathbb{E}_{t, \mathbf{y}}^{\mathbb{P}^{\mathbf{e}}} \left[(X_T)^{1 - \gamma} \right] \quad (10)$$

where Π satisfies the following conditions within the space $\mathcal{U}[0, T]$: (i) Π is a \mathcal{F}_t -progressively measurable process; (ii) Under Π , the wealth process X_t of the investor is non-negative for $t \in [0, T]$; (iii) The integrability conditions necessary for the expectation operator in (10) to be well-defined are satisfied. Thus, the indirect utility function of the investor is

$$J(t, \mathbf{y}) = \sup_{\Pi \in \mathcal{U}(t, T)} \inf_{\mathbf{e} \in \mathcal{E}[t, T]} \left(w^{\mathbf{e}}(t, \mathbf{y}; \Pi) + \mathbb{E}_{t, \mathbf{y}}^{\mathbb{P}^{\mathbf{e}}} \left[\int_t^T \sum_{j=1}^2 \frac{(e_j^S(s))^2}{2\Psi_j^S(s, Y(s))} + \frac{(e_j^V(s))^2}{2\Psi_j^V(s, Y(s))} ds \right] \right), \quad (11)$$

here the expectation is taken with respect to the distribution from the alternative model, and the integral term in (11) is the penalty incurred by deviating from the reference model. As pointed out by Anderson et al. [2], the penalty term is an expected log-likelihood ratio on the basis of the relative entropy. The state-dependent scaling functions Ψ_j^S and Ψ_j^V in (11) are defined below for analytical tractability as in [16, 12, 13]

$$\Psi_j^S = \frac{\phi_j^S}{(1 - \gamma)J(t, \mathbf{y})}, \quad \Psi_j^V = \frac{\phi_j^V}{(1 - \gamma)J(t, \mathbf{y})}, \quad (12)$$

where the positive constants ϕ_j^S and ϕ_j^V are called ambiguity aversion parameters which describe the ambiguity aversion level about stock price and its volatilities, respectively. Ψ_j^S and Ψ_j^V represent the strength of an investor's preference for robustness. In other words, the values of Ψ_j^S and Ψ_j^V are greater for the investor who has less faith for the reference model.

3 Robust optimal investment strategies

With all the necessary assumptions presented in the previous section, we are now ready to solve the optimization problem (11). Closed-form solutions for the optimal investment problems are derived in both complete and incomplete markets. For practical applications, we extend the model to general setting with jump risk scenario and correlated volatilities scenario, respectively.

3.1 The complete market case

Let π^S be the fraction of wealth invested in the stock, π^i ($i = 1, 2, 3$) be the fraction of wealth invested in i -th derivative, and the rest of the wealth be used for investments in money market account. Then the wealth X_t of the investor is given by

$$\begin{aligned} \frac{dX(t)}{X(t)} &= \pi^S(t) \frac{dS(t)}{S(t)} + \pi^1 \frac{dO^1(t)}{O^1(t)} + \pi^2 \frac{dO^2(t)}{O^2(t)} + \pi^3 \frac{dO^3(t)}{O^3(t)} + (1 - \pi^S - \pi^1 - \pi^2 - \pi^3) r dt \\ &= r dt + \sum_{j=1}^2 (\beta_j^S \lambda_j V_j - \beta_j^S \sqrt{V_j} e_j^S + \beta_j^V \mu_j V_j - \beta_j^V \sqrt{V_j} e_j^V) dt + \beta_j^S \sqrt{V_j} d\widehat{W}_i(t) + \beta_j^V \sqrt{V_j} d\widehat{Z}_i(t), \end{aligned} \quad (13)$$

where

$$\beta_j^S = \pi^S + \sum_{i=1}^3 \frac{g_S^i + \sigma_j \rho_j g_{V_j}^i}{O^i(t)} \pi^i, \quad \beta_j^V = \sum_{i=1}^3 \frac{\sigma_j \sqrt{1 - \rho_j^2} g_{V_j}^{(i)}}{O^i(t)} \pi^i \quad (14)$$

for $j = 1, 2$.

It follows from (14) that $\beta_1^S, \beta_2^S, \beta_1^V$ and β_2^V represent the investor's wealth exposure to the fundamental risk factors W_1, W_2, Z_1 and Z_2 , respectively, and in matrix form

$$\begin{bmatrix} \beta_1^S \\ \beta_2^S \\ \beta_1^V \\ \beta_2^V \end{bmatrix} = \begin{bmatrix} 1 & \frac{g_S^{(1)} + \sigma_1 \rho_1 g_{V_1}^{(1)}}{O^1(t)} & \frac{g_S^{(2)} + \sigma_1 \rho_1 g_{V_1}^{(2)}}{O^2(t)} & \frac{g_S^{(3)} + \sigma_1 \rho_1 g_{V_1}^{(3)}}{O^3(t)} \\ 1 & \frac{g_S^{(1)} + \sigma_2 \rho_2 g_{V_2}^{(1)}}{O^1(t)} & \frac{g_S^{(2)} + \sigma_2 \rho_2 g_{V_2}^{(2)}}{O^2(t)} & \frac{g_S^{(3)} + \sigma_2 \rho_2 g_{V_2}^{(3)}}{O^3(t)} \\ 0 & \frac{\sigma_1 \sqrt{1 - \rho_1^2} g_{V_1}^{(1)}}{O^1(t)} & \frac{\sigma_1 \sqrt{1 - \rho_1^2} g_{V_1}^{(2)}}{O^2(t)} & \frac{\sigma_1 \sqrt{1 - \rho_1^2} g_{V_1}^{(3)}}{O^3(t)} \\ 0 & \frac{\sigma_2 \sqrt{1 - \rho_2^2} g_{V_2}^{(1)}}{O^1(t)} & \frac{\sigma_2 \sqrt{1 - \rho_2^2} g_{V_2}^{(2)}}{O^2(t)} & \frac{\sigma_2 \sqrt{1 - \rho_2^2} g_{V_2}^{(3)}}{O^3(t)} \end{bmatrix} \begin{bmatrix} \pi^S \\ \pi^1 \\ \pi^2 \\ \pi^3 \end{bmatrix} =: A \begin{bmatrix} \pi^S \\ \pi^1 \\ \pi^2 \\ \pi^3 \end{bmatrix}. \quad (15)$$

The matrix A in (15) is assumed to be of full rank to keep the completeness of market with respect to the chosen derivative securities, the risky stock, and the money market account (see also [26, 12]). Thus, any exposure can be achieved by taking an appropriate position in a complete market. To build our analysis independent of the derivative security chosen, we consider the exposures instead of the portfolio weights.

Remark 3.1. *It should be noted that the relation between completeness of market with the rank property of A always keeps under both independent or correlated multi-factor volatility components, which differs from the results in [26, 12, 13].*

The value function (11) satisfies the robust Hamilton-Jacobi-Bellman (HJB) PDE:

$$\begin{aligned} \sup_{\beta_i^S, \beta_i^V} \inf_{e_i^S, e_i^V} & \left\{ J_t + x(r + \sum_{j=1}^2 (\beta_j^S \lambda_j v_j - \beta_j^S \sqrt{v_j} e_j^S + \beta_j^V \mu_j v_j - \beta_j^V \sqrt{v_j} e_j^V)) J_x \right. \\ & + \frac{1}{2} x^2 \sum_{j=1}^2 [(\beta_j^S)^2 + (\beta_j^V)^2] v_j J_{xx} + \sum_{j=1}^2 (\kappa_j (\theta_j - v_j) - \rho_j \sigma_j \sqrt{v_j} e_j^S - \sqrt{1 - \rho_j^2} \sigma_j \sqrt{v_j} e_j^V) J_{v_j} \\ & \left. + \frac{1}{2} \sum_{j=1}^2 \sigma_j^2 v_j J_{v_j v_j} + \sum_{j=1}^2 \sigma_j v_j x (\beta_j^S \rho_j + \theta_j^V \sqrt{1 - \rho_j^2}) J_{v_j x} + \sum_{j=1}^2 \frac{(e_j^S)^2}{2\Psi_j^S} + \frac{(e_j^V)^2}{2\Psi_j^V} \right\} = 0. \end{aligned} \quad (16)$$

The solution to (16) is provided in the following proposition.

Proposition 3.1. *In a complete market, the indirect utility function of an ambiguity and risk averse investor is*

$$J(t, x, v_1, v_2) = \frac{x^{1-\gamma}}{1-\gamma} \exp [H_1(\tau)V_1 + H_2(\tau)V_2 + h(\tau)], \quad (17)$$

where $\tau = T - t$ and functions $H_j, j = 1, 2$ and h are given by

$$\begin{aligned} H_j(\tau) &= \frac{2c_j(1 - e^{-d_j\tau})}{2d_j + (a_j + d_j)(e^{-d_j\tau} - 1)}, \\ h(\tau) &= (1 - \gamma)r\tau - \sum_{j=1}^2 \kappa_j \theta_j \left(\frac{a_j + d_j}{2b_j} \tau + \frac{1}{b_j} \ln \left(\frac{e^{-d_j\tau(a_j + d_j)} - a_j + d_j}{2d_j} \right) \right). \end{aligned} \quad (18)$$

The optimal exposures to the risk factors W_i and Z_i ($j = 1, 2$) are

$$\beta_j^S = \frac{\lambda_j}{\gamma + \phi_j^S} + \frac{(1 - \gamma - \phi_j^S)\sigma_j \rho_j}{(1 - \gamma)(\gamma + \phi_j^S)} H_j(\tau), \quad \beta_j^V = \frac{\mu_j}{\gamma + \phi_j^V} + \frac{(1 - \gamma - \phi_j^V)\sigma_j \sqrt{1 - \rho_j^2}}{(1 - \gamma)(\gamma + \phi_j^V)} H_j(\tau). \quad (19)$$

The worst case measure are given by

$$e_j^S = \left(\frac{\lambda_j}{\gamma + \phi_j^S} + \frac{\sigma_j \rho_j H_j(\tau)}{(1 - \gamma)(\gamma + \phi_j^S)} \right) \phi_j^S \sqrt{v_j}, \quad e_j^V = \left(\frac{\mu_j}{\gamma + \phi_j^V} + \frac{\sigma_j \sqrt{1 - \rho_j^2} H_j(\tau)}{(1 - \gamma)(\gamma + \phi_j^V)} \right) \phi_j^V \sqrt{v_j}. \quad (20)$$

Proof. See Appendix A1. □

Remark 3.2. *It is well-known that there exists a unique equivalent risk-neutral measure \mathbb{P} in the complete market. Because the optimization problem (11) under measure \mathbb{P}^e is equivalent to*

$$\max_{\Pi \in \mathcal{U}(t, T)} \frac{1}{1 - \gamma} \mathbb{E}_{t, y}^{\mathbb{P}} [(X_T)^{1-\gamma}],$$

under measure \mathbb{P} , the complete market condition determines the uniqueness of the worst-case measure and ensures the consistency of optimal solution under the worst-case measure with the risk-neutral measure.

Before exploring the impacts of ambiguity on the optimal exposures and the worst-case probability measure, we should mention the sign restrictions of the parameters, that is, $\lambda_j > 0$ [1], $\mu_j < 0$ [3] and $\rho_j < 0$ [1, 5]. It follows immediately from (19) that the optimal stock risk exposures β_j^S are positive, whereas the

optimal volatility risk exposures β_j^V are negative. It is obvious that each of the optimal exposures consists of a myopic component and a hedge component. The myopic components are constant in time and decrease as the corresponding ambiguity aversion parameters increase, whereas the hedge components are time-dependent and vanish as the investment horizon reaches the terminal time.

As shown in (20) the worst-case measure e_j^S and e_j^V vary linearly with respect to the j -th factor of the volatility, $\sqrt{V_j}$, however, they depend on both ambiguity aversion parameters ϕ_j^S and ϕ_j^V through function H_j . Thus, the model uncertainty can be thought of as the uncertainty about parameters λ_j and μ_j , which control the market prices of all risks. Due to the combined effects of ambiguity aversion parameters and risk aversion parameters, the signs of the measures cannot be determined definitely, similar conclusions were also reported in [24, 26].

It is well known that for Heston-type processes, optimal portfolio solutions may not be well-behaved (see, for example, Proposition 5.2 in Kraft [23]). Therefore, it is necessary to enforce certain conditions on the parameter values to ensure that the solution is finite and real-valued. In particular, we ensure that the optimal change of measure and the function $J(t, x, v_1, v_2)$ are both well defined. The financial implication is that portfolio managers need to know whether a basket of parameter estimates is applicable for their investments.

Proposition 3.2. *The Randon-Nilodým derivative process under worst case measure*

$$((e_1^S)^*, (e_2^S)^*, (e_1^V)^*, (e_2^V)^*)$$

is well-defined, thus the optimal portfolio is well-behaved, if

$$(\phi_1^S)^2 \frac{\lambda_1^2 \sigma_1^2}{(\gamma + \phi_1^S)^2} + (\phi_1^V)^2 \frac{\mu_1^2 \sigma_1^2}{(\gamma + \phi_1^V)^2} \leq \kappa_1^2, \quad (\phi_2^S)^2 \frac{\lambda_2^2 \sigma_2^2}{(\gamma + \phi_2^S)^2} + (\phi_2^V)^2 \frac{\mu_2^2 \sigma_2^2}{(\gamma + \phi_2^V)^2} \leq \kappa_2^2.$$

Proof. It is sufficient to show that Novikov's condition is satisfied for the worst-case probability measure, that is,

$$\mathbb{E}^{\mathbb{P}} \left[\exp \left\{ \frac{1}{2} \int_0^T ((e_1^S(t))^*)^2 + ((e_2^S(t))^*)^2 + ((e_1^V(t))^*)^2 + ((e_2^V(t))^*)^2 dt \right\} \right] < \infty.$$

Applying (20) in Proposition 3.1, one obtains

$$\mathbb{E}^{\mathbb{P}} \left[\exp \left\{ \frac{1}{2} \int_0^T (K_1(T-t)V_1(t) + K_2(T-t)V_2(t)) dt \right\} \right] < \infty,$$

where

$$K_j(T-t) = \left(\frac{\lambda_j}{\gamma + \phi_j^S} + \frac{\sigma_j \rho_j H_j(T-t)}{(1-\gamma)(\gamma + \phi_j^S)} \right)^2 (\phi_j^S)^2 + \left(\frac{\mu_j}{\gamma + \phi_j^V} + \frac{\sigma_j \sqrt{1-\rho_j^2} H_j(T-t)}{(1-\gamma)(\gamma + \phi_j^V)} \right)^2 (\phi_j^V)^2$$

for $j = 1, 2$.

Define $k_1 = \sup_{t \in [0, T]} K_1(T-t)$ and $k_2 = \sup_{t \in [0, T]} K_2(T-t)$, then

$$\mathbb{E}^{\mathbb{P}} \left[\exp \left\{ \frac{1}{2} \int_0^T (K_1(T-t)V_1(t) + K_2(T-t)V_2(t)) dt \right\} \right] < \mathbb{E}^{\mathbb{P}} \left[\exp \left\{ \frac{k_1}{2} \int_0^T V_1(t) dt \right\} \right] + \mathbb{E}^{\mathbb{P}} \left[\exp \left\{ \frac{k_2}{2} \int_0^T V_2(t) dt \right\} \right] < \infty. \quad (21)$$

The first inequity in (21) holds because V_1 and V_2 are independent, while the second holds if $k_1 \leq \frac{\kappa_1^2}{\sigma_1^2}$ and $k_2 \leq \frac{\kappa_2^2}{\sigma_2^2}$ (see [23]).

Recall that $\gamma > 1$, $\lambda_j > 0$, $\rho_j < 0$ and $\mu_j < 0$. Thus, K_j reaches its maximum value at $t = T$ because H_j is maximum at $t = T$. Therefore,

$$k_1 = (\phi_1^S)^2 \frac{\lambda_1^2}{(\gamma + \phi_1^S)^2} + (\phi_1^V)^2 \frac{\mu_1^2}{(\gamma + \phi_1^V)^2}, \quad k_2 = (\phi_2^S)^2 \frac{\lambda_2^2}{(\gamma + \phi_2^S)^2} + (\phi_2^V)^2 \frac{\mu_2^2}{(\gamma + \phi_2^V)^2},$$

which yield the desired results immediately. \square

3.2 The incomplete market case

After studying the optimal portfolio in complete case, we now turn to consider the case when the investor can not trade in derivatives. This condition implies an incomplete market because the volatility risks can not be hedged directly. If the investor has no access to derivatives securities, then we can obtain the indirect utility function of the investor by setting $\pi_1 = \pi_2 = \pi_3 = 0$ in (16). We obtain a proposition below to report the results.

Proposition 3.3. *In an incomplete market, the indirect function of an ambiguity and risk averse investor is given by*

$$J(t, x, v_1, v_2) = \frac{x^{1-\gamma}}{1-\gamma} \exp\left(\bar{H}_1(\tau)v_1 + \bar{H}_2(\tau)v_2 + \bar{h}(\tau)\right), \quad (22)$$

where the functions \bar{H}_1 , \bar{H}_2 and \bar{h} are obtained from (62).

The optimal exposures to the stock risk factors W_i ($j = 1, 2$) are

$$\beta_j^S = \frac{\lambda_j}{\gamma + \phi_j^S} + \frac{(1 - \gamma - \phi_j^S)\sigma_j\rho_j}{(1 - \gamma)(\gamma + \phi_j^S)}\bar{H}_j(\tau), \quad (23)$$

The worst case measure are

$$e_j^S = \left(\frac{\lambda_j}{\gamma + \phi_j^S} + \frac{\sigma_j\rho_j\bar{H}_j(\tau)}{(1 - \gamma)(\gamma + \phi_j^S)} \right) \phi_j^S \sqrt{v_j}, \quad e_j^V = \frac{\sigma_j\sqrt{1 - \rho_j^2}\bar{H}_j(\tau)}{1 - \gamma} \phi_j^V \sqrt{v_j}. \quad (24)$$

Proof. See Appendix A2. \square

The derived optimal investments β_1^S and β_2^S in the risky asset are time-dependent. It is emphasized that the optimal exposures β_1^S and β_2^S depends on their volatility ambiguity parameters ϕ_1^V and only through the functions \bar{H}_1 and \bar{H}_2 , which vanishes as the investment horizon decreases. Thus, the investment strategy of short-term investors in an incomplete market is relatively insensitive to volatility ambiguity. This feature is in sharp contrast to complete markets given in Proposition 3.1. Indeed, in the complete market case, the volatility ambiguity parameter has an additional impact on the optimal strategy through exposure β_i^V , which is absent in an incomplete market. One of the principal differences from the complete market case is that the perturbations e_1^V and e_2^V vanish as the investment horizon reduces. The intuitive explanation is that since the myopic investor does not care about future volatility, he/she also ignores any uncertainty associated with volatility.

3.3 Suboptimal strategies and utility losses

We start with the indirect utility function of the investor who follows an admissible suboptimal strategy Π given by

$$J^\Pi(t, \mathbf{y}) = \inf_{e \in \mathcal{E}[t, T]} \left[w^e(t, \mathbf{y}; \Pi) + \mathbb{E}_{t, \mathbf{y}}^{\mathbb{P}^e} \left[\int_t^T \sum_{j=1}^2 \frac{(e_j^S(s))^2}{2\Psi_j^S(s, \mathbf{Y}(s))} + \frac{(e_j^V(s))^2}{2\Psi_j^V(s, \mathbf{Y}(s))} ds \right] \right]. \quad (25)$$

The value function (25) thus satisfies the robust HJB PDE:

$$\begin{aligned} \inf_{e_j^S, e_j^V} \left\{ J_t^\Pi + x(r + \sum_{j=1}^2 (\beta_j^S \lambda_j v_j - \beta_j^S \sqrt{v_j} e_j^S + \beta_j^V \mu_j v_j - \beta_j^V \sqrt{v_j} e_j^V)) J_x^\Pi \right. \\ \left. + \frac{1}{2} x^2 \sum_{j=1}^2 [(\beta_j^S)^2 + (\beta_j^V)^2] v_j J_{xx}^\Pi + \sum_{j=1}^2 (\kappa_j(\theta_j - v_j) - \rho_j \sigma_j \sqrt{v_j} e_j^S - \sqrt{1 - \rho_j^2} \sigma_j \sqrt{v_j} e_j^V) J_{v_j}^\Pi \right. \\ \left. + \frac{1}{2} \sum_{j=1}^2 \sigma_j^2 v_j J_{v_j v_j}^\Pi + \sum_{j=1}^2 \sigma_j v_j x (\beta_j^S \rho_j + \beta_j^V \sqrt{1 - \rho_j^2}) J_{v_j x}^\Pi + \sum_{j=1}^2 \frac{(e_j^S)^2}{2\Psi_j^S} + \frac{(e_j^V)^2}{2\Psi_j^V} \right\} = 0. \end{aligned} \quad (26)$$

Solving the optimal problem, we obtain the general worst case measures for suboptimal strategy as follows:

$$(e_j^S)^* = \Psi_j^S(x\theta_j^S J_x + \rho_j \sigma_j J_{v_j}) \sqrt{v_j}, \quad (e_j^V)^* = \Psi_j^V(x\theta_j^V J_x + \sqrt{1 - \rho_j^2} \sigma_j J_{v_j}) \sqrt{v_j}. \quad (27)$$

We now consider three types of suboptimal strategies: Π_1 , the investor ignores the uncertainty about the second volatility component; Π_2 , the investor ignores the uncertainty about the first volatility component, and Π_3 , the investor cannot trade derivatives. Similar to the studies in [12, 13, 4], the wealth-equivalent utility loss L^Π for a strategy $\Pi \in \{\Pi_1, \Pi_2, \Pi_3\}$ is defined as the solution to

$$J(t, x(1 - L^\Pi), v_1, v_2) = J^\Pi(t, x, v_1, v_2),$$

where J^Π is the indirect utility function of the investor who follows a suboptimal strategy. We only consider the indirect utility functions which are of exponentially affine form. Thus,

$$L^\Pi = 1 - \exp \left\{ \frac{1}{1 - \gamma} \left[(H_1^\Pi - H_1) v_1 + (H_2^\Pi - H_2) v_2 + (h^\Pi - h) \right] \right\},$$

where $H_1, H_1^\Pi, H_2, H_2^\Pi, h$ and h^Π are some functions which will be discussed below. Next, we evaluate the indirect utility functions in the complete and incomplete markets when an investor follows the sub-optimal strategies. Because of the symmetry of Π_1 and Π_2 , we will only discuss the cases associated with Π_1 and Π_3 .

If an investor takes the strategy Π_1 , all parameters describing the uncertainties of the stock risk and volatility risk associated with the first component of the volatility will disappear.

Proposition 3.4. *The indirect utility function of an investor who adopts strategy Π_1 is given by*

$$J^{\Pi_1}(t, x, v_1, v_2) = \frac{x^{1-\gamma}}{1-\gamma} \exp \left(H_1^{\Pi_1}(\tau) v_1 + H_2^{\Pi_1}(\tau) v_2 + h^{\Pi_1}(\tau) \right), \quad (28)$$

where functions $H_1^{\Pi_1}, H_2^{\Pi_1}$ and h^{Π_1} can be solved from (30) by setting $\tilde{\phi}_1^S = \tilde{\phi}_1^V = 0$.

Proof. Without loss of generality, we assume the indirect utility function of all suboptimal strategy Π as

$$J^\Pi = \frac{x^{1-\gamma}}{1-\gamma} \exp(H_1(\tau)v_1 + H_2(\tau)v_2 + h(\tau)).$$

For mathematical tractability, we choose

$$\Psi_j^S = \frac{\widetilde{\phi}_j^S}{(1-\gamma)J(t, x, v_1, v_2)} \quad \text{and} \quad \Psi_j^V = \frac{\widetilde{\phi}_j^V}{(1-\gamma)J(t, x, v_1, v_2)},$$

where the ambiguity aversion parameters $\widetilde{\phi}_j^S, \widetilde{\phi}_j^V > 0$.

The functions H_1^Π, H_2^Π and h_1^Π should satisfy the HJB PDE which leads to

$$\begin{aligned} 0 = & -(h^\Pi)' - \sum_{j=1}^2 (H_j^\Pi)' v_j + (1-\gamma)(r + \sum_{j=1}^2 (\beta_j^S \lambda_j v_j + \beta_j^V \mu_j v_j)) - \frac{\gamma(1-\gamma)}{2} \sum_{j=1}^2 [(\beta_j^S)^2 + (\beta_j^V)^2] v_j \\ & + \sum_{j=1}^2 (\kappa_j(\theta_j - v_j)) H_j^\Pi + \frac{1}{2} \sum_{j=1}^2 \sigma_j^2 v_j (H_j^\Pi)^2 + \sum_{j=1}^2 \sigma_j v_j x (\beta_j^S \rho_j + \beta_j^V \sqrt{1-\rho_j^2}) H_j^\Pi \\ & - \sum_{j=1}^2 \frac{1}{2} (1-\gamma) \widetilde{\phi}_j^S v_j \left[(\beta_j^S)^2 + 2\beta_j^S \rho_j \sigma_j \frac{H_j^\Pi}{1-\gamma} + \rho_j^2 \sigma_j^2 \frac{(H_j^\Pi)^2}{(1-\gamma)^2} \right] \\ & - \sum_{j=1}^2 \frac{1}{2} (1-\gamma) \widetilde{\phi}_j^V v_j \left[(\beta_j^V)^2 + 2\beta_j^V \sqrt{1-\rho_j^2} \sigma_j \frac{H_j^\Pi}{1-\gamma} + (1-\rho_j^2) \sigma_j^2 \frac{(H_j^\Pi)^2}{(1-\gamma)^2} \right]. \end{aligned} \quad (29)$$

Comparing the terms with and without multiplier v_j , one can certainly obtain the following Riccati equations

$$\begin{cases} (H_1^\Pi)' = a_1 H_1^\Pi + b_1 (H_1^\Pi)^2 + c_1, & H_1^\Pi(0) = 0, \\ (H_2^\Pi)' = a_2 H_2^\Pi + b_2 (H_2^\Pi)^2 + c_2, & H_2^\Pi(0) = 0, \\ (h^\Pi)' = \kappa_1 \theta_1 H_1^\Pi + \kappa_2 \theta_2 H_2^\Pi + (1-\gamma)r, & h^\Pi(0) = 0, \end{cases} \quad (30)$$

where

$$\begin{aligned} a_j &= -\kappa_j + \sigma_j(1-\gamma)(\beta_j^S \rho + \beta_j^V \sqrt{1-\rho^2}) - \widetilde{\phi}_j^S \beta_j^S \rho \sigma_j - \widetilde{\phi}_j^V \beta_j^V \sqrt{1-\rho^2} \sigma_j, \\ b_j &= \frac{\sigma_j^2}{2} - \frac{\widetilde{\phi}_j^S \rho_j^2 \sigma_j^2}{2(1-\gamma)} - \frac{\widetilde{\phi}_j^V (1-\rho_j^2) \sigma_j^2}{2(1-\gamma)}, \\ c_j &= (1-\gamma)(\beta_j^S \lambda_1 + \beta_j^V \lambda_2) - \frac{1}{2} \gamma(1-\gamma)((\beta_j^S)^2 + (\beta_j^V)^2) - \frac{(1-\gamma)(\beta_j^S)^2 \widetilde{\phi}_j^S}{2} - \frac{(1-\gamma)(\beta_j^V)^2 \widetilde{\phi}_j^V}{2}. \end{aligned}$$

□

Remark 3.3. For an investor who adopts strategy Π_2 in complete markets and incomplete markets, the indirect function J^{Π_2} can be obtained by setting $\widetilde{\phi}_2^S = \widetilde{\phi}_2^V = 0$ in (30).

We are now ready to consider the strategy Π_3 that the investor cannot trade derivatives. As pointed out by Liu & Pan [26], a risk-averse investor benefits from derivative trading without ambiguity. Recently, Escobar et al. [12] showed that the loss from ignoring derivative trading depends on the ambiguity aversion parameters under a stochastic volatility. Here we report the utility loss under the multi-factor volatility model.

Proposition 3.5. *In complete markets, the welfare loss from ignoring the information about the ambiguity is strictly positive, that is, $L^{\Pi_1} > 0$ and $L^{\Pi_2} > 0$. In addition, the welfare loss from no derivative trading is also strictly positive so that $L^{\Pi_3} > 0$.*

Proof. Recall the utility loss is calculated as

$$L^{\Pi} = 1 - \exp \left\{ \frac{1}{1-\gamma} \left[(H_1^{\Pi} - H_1)v_1 + (H_2^{\Pi} - H_2)v_2 + (h^{\Pi} - h) \right] \right\}.$$

If the investor chooses strategy Π_1 , then $H_2^{\Pi_1} = H_2$ since the strategy does not affect on the uncertainty about the second component of the ambiguity. Assume that $\beta_1^S = p_1^S + p_2^S \widehat{H}_1$ and $\beta_1^V = p_1^V + p_2^V \widehat{H}_1$, where p_j^S and p_j^V ($j = 1, 2$) are constants. Let \widehat{H}_1 be the function satisfying the equation $(\widehat{H}_1)' = \widehat{a}\widehat{H}_1 + \widehat{b}(\widehat{H}_1)^2 + \widehat{c}$, where \widehat{a}, \widehat{b} and \widehat{c} are all constants, we obtain the following system of equations in terms of H_1^{Π} and \widehat{H}_1

$$\begin{cases} (H_1^{\Pi})' = P_1 + P_2 \widehat{H}_1 + P_3 (H_1^{\Pi})^2 + P_4 H_1^{\Pi} + P_5 \widehat{H}_1 H_1^{\Pi} + P_6 (H_1^{\Pi})^2, & H_1^{\Pi}(0) = 0 \\ (\widehat{H}_1)' = \widehat{a}\widehat{H}_1 + \widehat{b}\widehat{H}_1 + \widehat{c}, & \widehat{H}_1(0) = 0, \end{cases} \quad (31)$$

where

$$\begin{cases} P_1 = (1-\gamma)(\lambda_1 p_1^S + \lambda_2 p_2^V - \frac{1}{2}(\gamma + \widehat{\phi}_1^S)(p_1^S)^2 - \frac{1}{2}(\gamma + \widehat{\phi}_1^V)(p_1^V)^2), \\ P_2 = (1-\gamma)(\lambda_1 p_1^S + \lambda_2 p_2^V - p_1^S p_2^S (\gamma + \widehat{\phi}_1^S) - p_1^V p_2^V (\gamma + \widehat{\phi}_1^V)), \\ P_3 = -\frac{1}{2}(1-\gamma)((\gamma + \widehat{\phi}_1^S)(p_2^S)^2 + (\gamma + \widehat{\phi}_1^V)(p_2^V)^2), \\ P_4 = -\kappa_1 + \sigma_1(\rho_1(1-\gamma - \widehat{\phi}_1^S)p_1^S + \sqrt{1-\rho_1^2}(1-\gamma - \widehat{\phi}_1^V)p_1^V), \\ P_5 = \sigma_1(\rho_1(1-\gamma - \widehat{\phi}_1^S)p_2^S + \sqrt{1-\rho_1^2}(1-\gamma - \widehat{\phi}_1^V)p_2^V), \\ P_6 = \frac{1}{2(1-\gamma)}\sigma_1^2(1-\gamma - \rho_1^2\widehat{\phi}_1^S - (1-\rho_1^2)\widehat{\phi}_1^V). \end{cases} \quad (32)$$

It follows from (60) and (31) that

$$(H_1^{\Pi_1} - H_1)' + E(t)(H_1^{\Pi_1} - H_1)' = F(t), \quad (33)$$

where

$$E = -P_4 - P_6(H_1^{\Pi_1} + H_1) - P_5\widehat{H}_1$$

and

$$F = P_1 - c + (P_4 - a)H_1 + (K_6 - b)H_1^2 + P_2\widehat{H}_1 + P_3\widehat{H}_1^2 + P_5\widehat{H}_1 H_1.$$

After solving equation (33), we have

$$H_1^{\Pi_1}(t) - H_1(t) = e^{-\int_t^T E(s)ds} \int_t^T e^{\int_s^T E(\tau)d\tau} F(s)ds.$$

Because of the assumption that the suboptimal strategies are admissible, the integral $e^{-\int_t^T E(s)ds}$ is bounded and positive. Furthermore, the choice of strategy Π_1 means that $\widehat{\phi}_1^S = 0$ and $\widehat{\phi}_1^V = 0$. Thus,

$$\begin{aligned} F &= \frac{\gamma-1}{2\gamma^2(\phi_1^S + \gamma)} \left(\lambda_1 \phi_1^S + (\gamma + \phi_1^S)\rho_1\sigma_1(\widehat{H}_1 - \frac{\gamma(\gamma + \phi_1^S - 1)}{(\gamma-1)(\gamma + \phi_1^S)}H_1) \right)^2 \\ &\quad + \frac{\gamma-1}{2\gamma^2(\phi_1^V + \gamma)} \left(\lambda_1 \phi_1^V + (\gamma + \phi_1^V)\sqrt{1-\rho_1^2}\sigma_1(\widehat{H}_1 - \frac{\gamma(\gamma + \phi_1^V - 1)}{(\gamma-1)(\gamma + \phi_1^V)}H_1) \right)^2 > 0. \end{aligned}$$

This leads to $H_1^\Pi - H_1 > 0$. Following (60), we obtain

$$h^{\Pi_1} - h = \kappa_1 \theta_1 \int_0^t (H_1^{\Pi_1}(s) - H_1(s)) ds > 0. \quad (34)$$

Therefore,

$$L^{\Pi_1} = 1 - \exp \left\{ \frac{1}{1-\gamma} [(H_1^\Pi - H_1)v_1 + (h^\Pi - h)] \right\} > 0. \quad (35)$$

Due to symmetry $L^{\Pi_2} > 0$ can be proved in a similar way. Now If L^{Π_3} is chosen, from Propositions 3.1 and 3.3, we can obtain, for $j = 1$ and 2 ,

$$H_j^{\Pi_3}(t) - H_j(t) = e^{-\int_t^T E_j(s) ds} \int_t^T e^{\int_s^T E_j(\tau) d\tau} F_j(s) ds$$

where

$$F_j = \frac{\gamma - 1}{2(\gamma + \phi_j^V)} \left(\lambda_2 + \frac{\sigma_j H_j^{\Pi_3} \sqrt{1 - \rho_j^2} (\gamma + \phi_j^V - 1)}{\gamma - 1} \right).$$

It is straightforward to see that $F_1 > 0$ and $F_2 > 0$, thus we have $L^{\Pi_3} > 0$. This completes the proof. \square

3.4 Asset price with jump risks

Now we extend our robust optimal portfolio selection to the cases when there are jump risks in asset price. Based on the analysis in the last section, we deliver a series of results for the extensions. With jump risks, the asset price follows the dynamics

$$\begin{aligned} \frac{dS(t)}{S(t-)} = & \left(r + \lambda_1 V_1(t) + \lambda_2 V_2(t) + j^S (v^{\mathbb{P}} - v^{\mathbb{Q}})(V_1(t) + V_2(t)) \right) dt + \sqrt{V_1(t)} dW_1(t) \\ & + \sqrt{V_2(t)} dW_2(t) + j^S (dN(t) - v^{\mathbb{P}}(V_1(t) + V_2(t))dt), \end{aligned} \quad (36)$$

where $N(t)$ is a Poisson process independent of all Brownian motions with stochastic arrival intensity $v^{\mathbb{P}}(V_1(t) + V_2(t))$. Here the jump size of the Poisson process, $j^S > -1$, is set to be constant. Then the option price dynamics under multi-factor volatility is as follows

$$\begin{aligned} dO^{(i)}(t) = & rO^{(i)}(t)dt + \sum_{j=1}^2 \left(g_S^{(i)} S + \sigma_j \rho_j g_{V_j}^{(i)} \right) \left(\lambda_j V_j dt + \sqrt{V_j} dW_j(t) \right) + \sum_{j=1}^2 \sigma_j \sqrt{1 - \rho_j^2} g_{V_j}^{(i)} \left(\mu_j V_j dt + \sqrt{V_j} dZ_j(t) \right) \\ & + \Delta g^{(i)} \left((v^{\mathbb{P}} - v^{\mathbb{Q}})(V_1(t) + V_2(t)) + dN(t) - v^{\mathbb{P}}(V_1(t) + V_2(t))dt \right), \end{aligned} \quad (37)$$

where $\Delta g^{(i)} = g^{(i)}((1+j)S, V_1, V_2) - g^{(i)}(S, V_1, V_2)$.

We thus obtain a new reference model which combines multi-factor stock volatility with jump risks in asset price. To make the model more tractable, we still assume that the investor is uncertain only about the distribution of Brownian motions. In other words, there is no ambiguity about N_t . One additional derivative is needed to hedge the added jump risks.

For each perturbation process \mathbf{e} , the investor will consider the following alternative model: the stock price is observed by

$$\frac{dS(t)}{S(t-)} = \left(r + \sum_{j=1}^2 [\lambda_j V_j(t) - \sqrt{V_j(t)} e_j^S] + j^S (v^{\mathbb{P}} - v^{\mathbb{Q}})(V_1(t) + V_2(t)) \right) dt + \sum_{j=1}^2 \sqrt{V_j(t)} d\widehat{W}_j(t) + j^S (dN(t) - v^{\mathbb{P}}(V_1(t) + V_2(t))dt), \quad (38)$$

and at the same time, its variances still follow the dynamic (8) while the option prices of the stock satisfy

$$\begin{aligned} dO^{(i)}(t) = & rO^{(i)}(t)dt + \sum_{j=1}^2 \left(g_S^{(i)} S + \sigma_j \rho_j g_{V_j}^{(i)} \right) \left((\lambda_j V_j - e_j^S \sqrt{V_j})dt + \sqrt{V_j} d\widehat{W}_j(t) \right) \\ & + \sum_{j=1}^2 \sigma_j \sqrt{1 - \rho_j^2} g_{V_j}^{(i)} \left((\mu_j V_j - e_j^V \sqrt{V_j})dt + \sqrt{V_j} d\widehat{Z}_j(t) \right) \\ & + \Delta g^{(i)} \left((v^{\mathbb{P}} - v^{\mathbb{Q}})(V_1(t) + V_2(t)) + dN(t) - v^{\mathbb{P}}(V_1(t) + V_2(t))dt \right), \end{aligned} \quad (39)$$

where $\Delta g^{(i)} = g^{(i)}((1+j)S, V_1, V_2) - g^{(i)}(S, V_1, V_2)$, $i = 1, \dots, 4$.

The value function (11) satisfies the robust HJB PDE:

$$\begin{aligned} 0 = & \sup_{\beta_j^S, \beta_j^V, \beta^N} \inf_{e_j^S, e_j^V} \left\{ J_t + x \left(r + \sum_{j=1}^2 (\beta_j^S \lambda_j v_j - \beta_j^S \sqrt{v_j} e_j^S + \beta_j^V \mu_j v_j - \beta_j^V \sqrt{v_j} e_j^V) - \beta^N j^S v^{\mathbb{Q}}(v_1 + v_2) \right) J_x \right. \\ & + \frac{1}{2} x^2 \sum_{j=1}^2 [(\beta_j^S)^2 + (\beta_j^V)^2] v_j J_{xx} + \sum_{j=1}^2 (\kappa_j (\theta_j - v_j) - \rho_j \sigma_j \sqrt{v_j} e_j^S - \sqrt{1 - \rho_j^2} \sigma_j \sqrt{v_j} e_j^V) J_{v_j} \\ & \left. + \frac{1}{2} \sum_{j=1}^2 \sigma_j^2 v_j J_{v_j v_j} + \sum_{j=1}^2 \sigma_j v_j x (\beta_j^S \rho_j + \beta_j^V \sqrt{1 - \rho_j^2}) J_{v_j x} + \sum_{j=1}^2 \frac{(e_j^S)^2}{2\Psi_j^S} + v^{\mathbb{P}}(v_1 + v_2) \Delta J + \frac{(e_j^V)^2}{2\Psi_j^V} \right\}, \end{aligned} \quad (40)$$

where $\Delta J = J(t, x(1 + \beta^N j), v_1, v_2) - J(t, x, v_1, v_2)$.

Proposition 3.6. *In a complete market, the indirect utility function of an ambiguity and risk averse investor is given by*

$$J(t, x, v_1, v_2) = \frac{x^{1-\gamma}}{1-\gamma} \exp(C_1(\tau)v_1 + C_2(\tau)v_2 + c(\tau)), \quad (41)$$

where the functions C_1 , C_2 and c are given by

$$\begin{aligned} C_1(\tau) &= \frac{2s_1(1 - e^{-d_1\tau})}{2d_1 + (a_1 + d_1)(e^{-d_1\tau} - 1)}, \quad C_2(\tau) = \frac{2s_2(1 - e^{-d_2\tau})}{2d_2 + (a_2 + d_2)(e^{-d_2\tau} - 1)} \\ c(\tau) &= (1 - \gamma)r\tau - \sum_{j=1}^2 \kappa_j \theta_j \left(\frac{a_j + d_j}{2b_j} \tau + \frac{1}{b_j} \ln \left(\frac{e^{-d_j\tau(a_j+d_j)} - a_j + d_j}{2d_j} \right) \right), \end{aligned} \quad (42)$$

with $d_1 = \sqrt{a_1^2 - 4b_1s_1}$, $d_2 = \sqrt{a_2^2 - 4b_2s_2}$ and

$$\begin{aligned} a_j &= -\kappa_j + \frac{\lambda_1(1 - \gamma - \phi_j^S)\sigma_j\rho_j}{\gamma + \phi_j^S} + \frac{\lambda_2(1 - \gamma - \phi_j^V)\sigma_j}{\gamma + \phi_j^V} \sqrt{1 - \rho_j^2}, \\ b_j &= \frac{\sigma_j^2}{2} - \frac{\phi_j^S \rho_j^2 \sigma_j^2}{2(1 - \gamma)} - \frac{\phi_j^V (1 - \rho_j^2) \sigma_j^2}{2(1 - \gamma)} + \frac{(1 - \gamma - \phi_j^S) \sigma_j^2 \rho_j^2}{2(1 - \gamma)(\gamma + \phi_j^S)} + \frac{(1 - \gamma - \phi_j^V)^2 \sigma_j^2 (1 - \rho_j^2)}{2(1 - \gamma)(\gamma + \phi_j^V)}, \\ s_j &= \frac{(1 - \gamma)\lambda_1^2}{2(\gamma + \phi_j^S)} + \frac{(1 - \gamma)\lambda_2^2}{2(\gamma + \phi_j^V)} + \left(\left(\frac{v^{\mathbb{P}}}{v^{\mathbb{Q}}} \right)^{1/\gamma} \gamma v^{\mathbb{Q}} - (\gamma - 1)v^{\mathbb{Q}} - v^{\mathbb{P}} \right). \end{aligned}$$

The optimal exposures to the risk factors W_i , Z_i ($j = 1, 2$) and $N(t)$ are

$$\beta_j^S = \frac{\lambda_j}{\gamma + \phi_j^S} + \frac{(1 - \gamma - \phi_j^S)\sigma_j\rho_j}{(1 - \gamma)(\gamma + \phi_j^S)}C_j(\tau), \quad \beta_j^V = \frac{\mu_j}{\gamma + \phi_j^V} + \frac{(1 - \gamma - \phi_j^V)\sigma_j\sqrt{1 - \rho_j^2}}{(1 - \gamma)(\gamma + \phi_j^V)}C_j(\tau). \quad (43)$$

and

$$\beta^N = \frac{1}{j} \left(\left(\frac{\nu^{\mathbb{P}}}{\nu^{\mathbb{Q}}} \right)^{1/\gamma} - 1 \right).$$

The worst case measure are

$$e_j^S = \left(\frac{\lambda_j}{\gamma + \phi_j^S} + \frac{\sigma_j\rho_j C_j(\tau)}{(1 - \gamma)(\gamma + \phi_j^S)} \right) \phi_j^S \sqrt{\nu_j}, \quad e_j^V = \left(\frac{\mu_j}{\gamma + \phi_j^V} + \frac{\sigma_j\sqrt{1 - \rho_j^2} C_j(\tau)}{(1 - \gamma)(\gamma + \phi_j^V)} \right) \phi_j^V \sqrt{\nu_j}. \quad (44)$$

Proof. The proof is similar to the one in Proposition 3.1, so we omit it here. \square

Proposition 3.7. *In an incomplete market, the indirect function of an ambiguity and risk averse investor is given by*

$$J = \frac{x^{1-\gamma}}{1-\gamma} \exp \left(\bar{C}_1(\tau)v_1 + \bar{C}_2(\tau)v_2 + \bar{c}(\tau) \right), \quad (45)$$

where functions \bar{C}_1 , \bar{C}_2 and \bar{c} can be derived as similar forms to those in Proposition 3.3, and the optimal exposures to the stock risk factors W_i ($j = 1, 2$) are

$$\beta_j^S = \frac{\lambda_j}{\gamma + \phi_j^S} + \frac{(1 - \gamma - \phi_j^S)\sigma_j\rho_j}{(1 - \gamma)(\gamma + \phi_j^S)}\bar{C}_j(\tau). \quad (46)$$

The worst case measure are

$$e_j^S = \left(\beta_j^S + \frac{\sigma_j\rho_j\bar{C}_j(\tau)}{1 - \gamma} \right) \phi_j^S \sqrt{\nu_j}, \quad e_j^V = \frac{\sigma_j\sqrt{1 - \rho_j^2}\bar{C}_j(\tau)}{1 - \gamma} \phi_j^V \sqrt{\nu_j}. \quad (47)$$

Proof. The proof is similar to that for Proposition 3.3, so we omit it here. \square

Corollary 3.1. *The utility loss from ignoring jump risk is strictly positive if $\nu^{\mathbb{P}} \neq \nu^{\mathbb{Q}}$ and is zero otherwise. In other words, $\nu^{\mathbb{P}} = \nu^{\mathbb{Q}}$ implies that the suboptimal strategy of ignoring jump risk becomes optimal and this nullifies the welfare loss.*

Proof. Let Π_4 denote this strategy, we prove that if $\nu^{\mathbb{Q}} \neq \nu^{\mathbb{P}}$,

$$L^{\Pi_4} = 1 - \exp \left\{ \frac{1}{1 - \gamma} \left[(C_1^{\Pi_4} - C_1)v_1 + (C_2^{\Pi_4} - C_2)v_2 + (c^{\Pi_4} - c) \right] \right\} > 0.$$

Indeed, we have

$$C_1^{\Pi_4}(t) - C_1(t) = e^{-\int_t^T E_4(s)ds} \int_t^T e^{\int_s^T E_4(\tau)d\tau} F_4(s)ds,$$

and

$$C_2^{\Pi_4}(t) - C_2(t) = e^{-\int_t^T E_5(s)ds} \int_t^T e^{\int_s^T E_5(\tau)d\tau} F_5(s)ds,$$

where

$$\begin{cases} E_4 = -(a + b(C_1 + C_1^{\Pi_4})) \\ E_5 = -(a + b(C_2 + C_2^{\Pi_4})) \\ F_4 = F_5 = -\left(\left(\frac{v^{\mathbb{P}}}{v^{\mathbb{Q}}}\right)^{1/\gamma} \gamma v^{\mathbb{Q}} - (\gamma - 1)v^{\mathbb{Q}} - v^{\mathbb{P}}\right). \end{cases}$$

Using standard calculus techniques it can be shown that $F_4 = F_5 > 0$ if $v^{\mathbb{Q}} \neq v^{\mathbb{P}}$. Therefore, we can certainly obtain that $L^{\Pi_4} > 0$. This completes the proof. \square

3.5 Correlated volatility processes

In this subsection, we extend our model to the case where two volatilities are correlated in the asset price. This is an often occurring phenomenon which has been verified in the literature [19, 20, 21, 37]. Assuming $\langle dW_1(t), dW_2(t) \rangle = \rho dt$, we obtain a new robust PDE with respect to X , V_1 and V_2 after solving the robust optimization problem (11). However, we encounter difficulty in solving the new robust PDE, as the correlation between W_1 and W_2 adds a non-affine term $\sqrt{V_1 V_2}$:

$$\begin{aligned} \sup_{\beta_i^S, \beta_i^V, e_i^S, e_i^V} \inf_{\beta_i^S, \beta_i^V, e_i^S, e_i^V} & \left\{ J_t + x(r + \sum_{j=1}^2 (\beta_j^S \lambda_j v_j - \beta_j^S \sqrt{v_j} e_j^S + \beta_j^V \mu_j v_j - \beta_j^V \sqrt{v_j} e_j^V)) J_x + \frac{1}{2} x^2 \sum_{j=1}^2 [(\beta_j^S)^2 + (\beta_j^V)^2] v_j J_{xx} \right. \\ & + \sum_{j=1}^2 (\kappa_j(\theta_j - v_j) - \rho_j \sigma_j \sqrt{v_j} e_j^S - \sqrt{1 - \rho_j^2} \sigma_j \sqrt{v_j} e_j^V) J_{v_j} + \frac{1}{2} \sum_{j=1}^2 \sigma_j^2 v_j J_{v_j v_j} \\ & \left. + \sum_{j=1}^2 \sigma_j v_j x (\beta_j^S \rho_j + \theta_j^V \sqrt{1 - \rho_j^2}) J_{v_j x} + \rho \rho_1 \rho_2 \sigma_1 \sigma_2 \sqrt{v_1 v_2} J_{v_1 v_2} + \sum_{j=1}^2 \frac{(e_j^S)^2}{2 \Psi_j^S} + \frac{(e_j^V)^2}{2 \Psi_j^V} \right\} = 0. \end{aligned} \quad (48)$$

Inspired by the ideas of Grzelak et al. [19, 20, 21], we develop an approximation method to solve the PDE and, therefore, the optimal problem. For the mean-reverting variance processes (3) and (4) when the Feller conditions are satisfied, we have

$$V_1(t) = c_1(t) \chi(d_1, \lambda_1(t)), \quad V_2(t) = c_2(t) \chi(d_2, \lambda_2(t)),$$

where for $j = 1$ and 2

$$c_j(t) = \frac{1}{4\kappa_j} \sigma_j^2 (1 - e^{-\kappa_j t}), \quad d_j = \frac{4\kappa_j \theta_j}{\sigma_j^2}, \quad \lambda_j(t) = \frac{4\kappa_j e^{-\kappa_j t} V_j(0)}{\sigma_j^2 (1 - e^{-\kappa_j t})},$$

and $\chi(d_j, \lambda_j(t))$ is a non-central chi-squared random variable with the degree of freedom parameter d_j and non-centrality parameter $\lambda_j(t)$. Then the expectation and variance of the volatility $\sqrt{V_j}$ can be found as

$$\begin{aligned} \mathbb{E} \left(\sqrt{V_j(t)} \right) &= \sqrt{2c_j(t)} e^{-\lambda_j(t)/2} \sum_{k=0}^{\infty} \frac{1}{k!} \left(\frac{\lambda_j(t)}{2} \right)^k \frac{\Gamma(\frac{d_j+1}{2} + k)}{\Gamma(\frac{d_j}{2} + k)} \\ \text{Var} \left(\sqrt{V_j(t)} \right) &= c_j(t)(d_j + \lambda_j(t)) - 2c_j(t) e^{-\lambda_j(t)} \left(\sum_{k=0}^{\infty} \frac{1}{k!} \left(\frac{\lambda_j(t)}{2} \right)^k \frac{\Gamma(\frac{d_j+1}{2} + k)}{\Gamma(\frac{d_j}{2} + k)} \right)^2, \end{aligned} \quad (49)$$

where $\Gamma(z) = \int_0^{\infty} t^{z-1} e^{-t} dt$.

Thus, on the context of moments, an approximation method for the dynamics with the types of $\sqrt{V_1}$ and $\sqrt{V_2}$ is introduced in [19]. Having the same first two moments as $\sqrt{V_1}$ and $\sqrt{V_2}$ respectively, the following processes can be regarded as the estimates for $\sqrt{V_j}$

$$dU_j(t) = \mu_j^U(t)dt + \psi_j^U(t)\left(\rho_j dW_j(t) + \sqrt{1-\rho_j^2}dZ_j(t)\right), \quad U_j(0) = \sqrt{V_j(0)} > 0 \quad (50)$$

for $j = 1, 2$ with deterministic time-dependent drift $\mu_j^U(t)$ and volatility $\psi_j^U(t)$ given by

$$\mu_j^U(t) = \frac{1}{2\sqrt{2}} \frac{\Gamma(\frac{d_j+1}{2})}{\sqrt{c_j(t)}} \left(\frac{1}{2} \sigma_j^2 e^{-\kappa_j t} \tilde{F}\left(-\frac{1}{2}, \frac{d}{2}, -\frac{\lambda_j(t)}{2}\right) - \frac{4c_j(t)\kappa_j^2 e^{\kappa_j t} V_j(0)}{\sigma_j^2 (e^{\kappa_j t} - 1)^2} \tilde{F}\left(\frac{1}{2}, \frac{d+1}{2}, -\frac{\lambda_j(t)}{2}\right) \right)$$

and

$$\psi_j^U(t) = \left(\frac{\sigma_j^2 e^{-\kappa_j t}}{4} (d_j + \lambda_j(t)) - \frac{4c_j(t)\kappa_j(t)e^{\kappa_j t} V_j(0)}{\sigma_j^2 (e^{\kappa_j t} - 1)^2} - 2E(V_j(t))\mu_j^U(t) \right)^{1/2},$$

where $E(V_j(t))$ is given by (49) and the regularized hypergeometric function $\tilde{F}(a; b; z) = F(a; b; c)/\Gamma(b)$.

We introduce an additional variable $Y(t) = U_1(t)U_2(t) \approx \sqrt{V_1(t)V_2(t)}$ and specify

$$dY(t) = \mu^Y dt + U_1(t)\psi_2^U(t)\left(\rho_2 dW_2(t) + \sqrt{1-\rho_2^2}dZ_2(t)\right) + U_2(t)\psi_1^U(t)\left(\rho_1 dW_1(t) + \sqrt{1-\rho_1^2}dZ_1(t)\right), \quad (51)$$

where $\mu^Y = \mu_1^U(t)U_2(t) + \mu_2^U(t)U_1(t) + \rho\psi_1^U(t)\psi_2^U(t)$.

Equations (2 - 5), (50) and (51) form the new reference model. Allowing the perturbation process \mathbf{e} , the corresponding alternative model consists of (7), (8) and (9) with the following affinity correction processes

$$dU_j(t) = \mu_j^U(t)dt + \psi_j^U(t)\left[\rho_j(d\tilde{W}_j(t) - e_j^S(t)) + \sqrt{1-\rho_j^2}(d\tilde{Z}_j(t) - e_j^V(t))\right], \quad U_j(0) = \sqrt{V_j(0)} > 0$$

and

$$dY(t) = \mu^Y dt + U_1(t)\psi_2^U(t)\left[\rho_2(d\tilde{W}_2(t) - e_2^S(t)) + \sqrt{1-\rho_2^2}(d\tilde{Z}_2(t) - e_2^V(t))\right] \\ + U_2(t)\psi_1^U(t)\left[\rho_1(d\tilde{W}_1(t) - e_1^S(t)) + \sqrt{1-\rho_1^2}(d\tilde{Z}_1(t) - e_1^V(t))\right], \quad Y(0) = \sqrt{V_1(0)V_2(0)} > 0.$$

We now introduce a new process $\mathbf{R}(s) = (X(s), V_1(s), V_2(s), U_1(s), U_2(s), Y(s))$. The expected utility achieved by a trading strategy Π is given by

$$w^{\mathbf{e}}(t, \mathbf{r}; \Pi) = \frac{1}{1-\gamma} E_{t, \mathbf{r}}^{\mathbb{P}^{\mathbf{e}}} \left[(X_T)^{1-\gamma} \right], \quad (52)$$

where $\mathbf{r} = (x, v_1, v_2, u_1, u_2, y)$ denotes the value of $\mathbf{R}(s)$ at time t .

The indirect utility function of the investor is

$$J(t, \mathbf{r}) = \sup_{\Pi \in \mathcal{U}(t, T)} \inf_{e \in \mathcal{E}[t, T]} \left(w^{\mathbf{e}}(t, \mathbf{r}; \Pi) + E_{t, \mathbf{r}}^{\mathbb{P}^{\mathbf{e}}} \left[\int_t^T \sum_{j=1}^2 \frac{(e_j^S(s))^2}{2\Psi_j^S(s, Y(s))} + \frac{(e_j^V(s))^2}{2\Psi_j^V(s, Y(s))} ds \right] \right). \quad (53)$$

Then in the complete market, the value function (52) satisfies the robust HJB PDE:

$$\begin{aligned}
& \sup_{\beta_i^S, \beta_i^V} \inf_{e_i^S, e_i^V} \left\{ J_t + x(r + \sum_{j=1}^2 (\beta_j^S \lambda_j v_j - \beta_j^S u_j e_j^S + \beta_j^V \mu_j v_j - \beta_j^V u_j e_j^V)) J_x \right. \\
& + \sum_{j=1}^2 (\kappa_j(\theta_j - v_j) - \rho_j \sigma_j u_j e_j^S - \sqrt{1 - \rho_j^2} \sigma_j u_j e_j^V) J_{v_j} - \sum_{j=1}^2 (\mu_j^U - \rho_j \psi_j^U e_j^S - \sqrt{1 - \rho_j^2} \psi_j^U e_j^V) J_{u_j} \\
& + (\mu^Y - \rho_2 \psi_2^U e_2^S u_1 - \sqrt{1 - \rho_2^2} \psi_2^U e_2^V u_1 - \rho_1 \psi_1^U e_1^S u_2 - \sqrt{1 - \rho_1^2} \psi_1^U e_1^V u_2) J_y \\
& + \frac{1}{2} x^2 \sum_{j=1}^2 [(\beta_j^S)^2 + (\beta_j^V)^2] v_j J_{xx} + \sum_{j=1}^2 \sigma_j v_j x (\beta_j^S \rho_j + \beta_j^V \sqrt{1 - \rho_j^2}) J_{xv_j} + \rho \rho_1 \psi_1^U \beta_2^S u_2 x J_{xu_1} \\
& + \rho \rho_2 \psi_2^U \beta_1^S u_1 x J_{xu_2} + x (\beta_1^S u_1 (\rho \rho_2 u_1 \psi_2^U + \rho_1 u_2 \psi_1^U) + \beta_2^S u_2 (\rho_2 \psi_2^U u_1 + \rho \rho_1 \psi_1^U u_2) \\
& + \sqrt{1 - \rho_1^2} \beta_1^V \psi_1^U v_1 + \sqrt{1 - \rho_2^2} \beta_2^V \psi_2^U v_2) J_{xy} + \frac{1}{2} \sum_{j=1}^2 \Sigma_{jj} J_{v_j v_j} + \Sigma_{12} J_{v_1 v_2} \\
& + \sum_{j=1}^2 \Sigma_{j,j+2} J_{v_j u_j} + \Sigma_{14} J_{v_1 u_2} + \Sigma_{23} J_{v_2 u_1} + \Sigma_{15} J_{v_1 y} + \Sigma_{25} J_{v_2 y} + \frac{1}{2} \sum_{j=3}^4 \Sigma_{jj} J_{u_j u_j} \\
& + \Sigma_{34} J_{u_1 u_2} + \Sigma_{35} J_{u_1 y} + \Sigma_{45} J_{u_2 y} + \Sigma_{55} J_{yy} + \sum_{j=1}^2 \frac{(e_j^S)^2}{2\Psi_j^S} + \frac{(e_j^V)^2}{2\Psi_j^V} \Big\} = 0,
\end{aligned} \tag{54}$$

where the symmetrical matrix $\Sigma(t)$ is given as follows:

$$\begin{bmatrix}
\frac{1}{2} \sigma_1^2 v_1 & \rho \rho_1 \rho_2 \sigma_1 \sigma_2 & \sigma_1 u_1 \psi_1^U & \rho \rho_1 \sqrt{1 - \rho_2^2} \sigma_1 \psi_2^U u_1 & \sigma_1 \rho_1 u_1 (\rho_1 u_2 \psi_1^U + \rho \rho_2 u_1 \psi_2^U) + (1 - \rho_1^2) \sigma_1 \psi_1^U \\
& \frac{1}{2} \sigma_2^2 v_2 & \rho \rho_1 \rho_2 \sigma_2 \psi_1^U u_2 & \sigma_2 u_2 \psi_2^U & \sigma_2 \rho_2 u_2 (\rho_2 u_1 \psi_2^U + \rho \rho_1 u_2 \psi_1^U) + (1 - \rho_2^2) \sigma_2 \psi_2^U \\
& & \frac{1}{2} (\psi_1^U)^2 & \rho \rho_1 \rho_2 \psi_1^U \psi_2^U & (\psi_1^U)^2 u_2 + \rho \rho_1 \rho_2 \psi_1^U \psi_2^U u_1 \\
& & & \frac{1}{2} (\psi_2^U)^2 & (\psi_2^U)^2 u_1 + \rho \rho_1 \rho_2 \psi_1^U \psi_2^U u_2 \\
& & & & \frac{1}{2} (u_1^2 (\psi_2^U)^2 + u_2^2 (\psi_1^U)^2 + \rho \rho_1 \rho_2 \psi_1^U \psi_2^U)
\end{bmatrix}.$$

We further assume that the value function J is of the affine-form

$$J(t, x, v_1, v_2, u_1, u_2, y) = \frac{x^{1-\gamma}}{1-\gamma} \exp(H_1^V(T-t)v_1 + H_2^V(T-t)v_2 + H_1^U(T-t)u_1 + H_2^U(T-t)u_2 + H^Y(T-t)y + h),$$

where $H_1^V, H_2^V, H_1^U, H_2^U, H^Y$ and h can be solved from (69) in Appendix A3. Thus, the corresponding optimal exposures and worst case measures can be derived analytically.

It is worth to note that is that the correlation between two volatility processes can affect both worst-case measures and optimal exposures. As mentioned before the optimal exposures to the stock and additional multi-factor volatility risks consist of myopic and hedge components. Each hedge component is dependent on the correlated volatility structure. The worst-case measures to the stock price and volatility are also dependent of the correlated volatility structure which is different from the results in 3.1 for the independent multi-factor volatility model.

4 Numerical experiments

In this section, numerical experiments are carried out to examine the behavior of the optimal portfolio and the utility losses. We assume that the investment horizon is $T = 10$ (years), the risk-free interest rate is $r = 0.05$ and the risk aversion parameters is $\gamma = 4$. This standard assumption can be also found in Flor & Larsen [16] and Escobar et al. [12]. $j^S = -15\%$, $\nu^{\mathbb{P}} = 0.1$ and $\nu^{\mathbb{Q}} = 0.3$ are used as in [6] and [12]. For the referee model, we use the same set of parameters as Liu & Pan [26], in addition to the parameters associated with the multi-factor volatility, that is, $V_1(0) = 0.2^2$, $\kappa_1 = 3$, $\theta_1 = 0.1^2$, $\rho_1 = -0.7$, $\sigma_1 = 0.25$, $\lambda_1 = 3$, $\mu_1 = -3$, $V_2(0) = 0.01^2$, $\kappa_2 = 3.5$, $\theta_2 = 0.2^2$, $\rho_2 = -0.3$, $\sigma_2 = 0.01$, $\lambda_2 = 2$, $\mu_2 = -3$.

As explained in Section 2, the parameters ϕ_1^S , ϕ_2^S , ϕ_1^V and ϕ_2^V describe the preference for robustness. Anderson et al. [2] argue that these parameters should be chosen in such a way that it should be difficult to distinguish the reference model from the worst case model based on a time series of final length. The worst case models considered by the robust investor are given by Propositions 3.1 and 3.3 for the complete market and incomplete market, respectively. Propositions 3.6 and 3.7 derive the worst case models under the general jump diffusion cases. Define two Radon-Nikodým derivatives $\mathcal{Z}_1(t) = \mathbb{E}^{\mathbb{P}}[\frac{d\mathbb{P}^e}{d\mathbb{P}}|\mathcal{F}_t]$ and $\mathcal{Z}_2(t) = \mathbb{E}^{\mathbb{P}^e}[\frac{d\mathbb{P}}{d\mathbb{P}^e}|\mathcal{F}_t]$ and consider their logarithms:

$$\begin{aligned}\xi_1(t) &= \ln \mathcal{Z}_1(t) = - \int_0^t \sum_{j=1}^2 \left[\frac{1}{2} \left((e_j^S(\tau))^2 + (e_j^V(\tau))^2 \right) d\tau + e_j^S(\tau) dW_i(\tau) + e_j^V(\tau) dZ_i(\tau) \right], \\ \xi_2(t) &= \ln \mathcal{Z}_2(t) = \int_0^t \sum_{j=1}^2 \left[\frac{1}{2} \left((e_j^S(\tau))^2 + (e_j^V(\tau))^2 \right) d\tau + e_j^S(\tau) dW_i(\tau) + e_j^V(\tau) dZ_i(\tau) \right].\end{aligned}$$

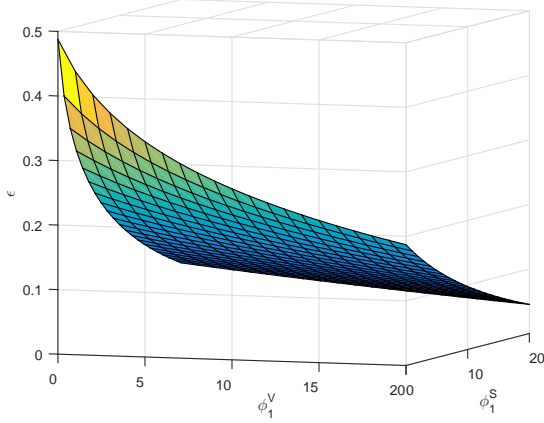
Based on a sample of finite length T , it is clear that the decision maker will discard the reference model mistakenly for the worst case model if $\xi_1(T) > 0$. On the other hand, if the worst case model is true, then it will be rejected erroneously if $\xi_2(T) > 0$ (or $\xi_1(T) < 0$). We accordingly define the detection-error probability

$$\varepsilon_T(\phi_1^S, \phi_2^S, \phi_1^V, \phi_2^V) = \frac{1}{2} \mathbb{P}(\xi_1(T) > 0 | \mathbb{P}, \mathcal{F}_0) + \frac{1}{2} \mathbb{P}(\xi_1(T) < 0 | \mathbb{P}^e, \mathcal{F}_0),$$

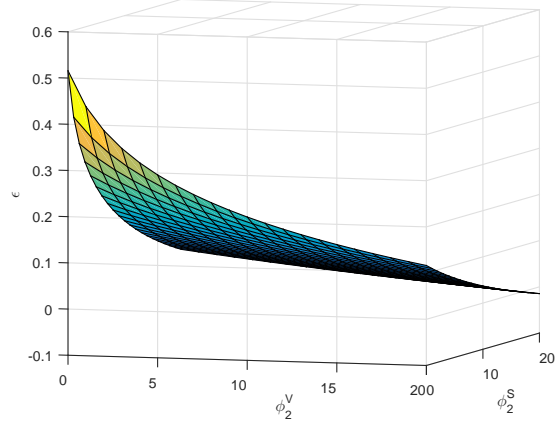
which can be calculated explicitly by using Fourier inversion method, and further details are given in Appendix A4.

Figures 1(a) - 1(d) show the effects of different ambiguity-aversion parameters for the detection-error probability in complete markets and incomplete markets, respectively. On the whole, the detection-error are different for the volatilities V_1 and V_2 both in complete and incomplete markets. It can be seen from the figures that the larger the ambiguity-aversion parameters, the smaller the probability of making mistakes. Furthermore, the ambiguity-aversion level for asset price and that for volatility exhibit different sensitivity for the detection-error probability.

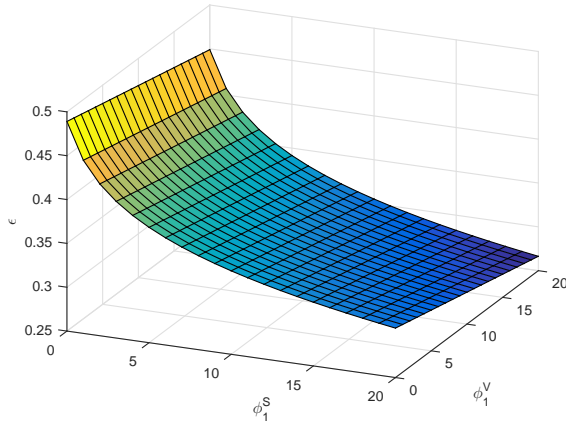
Figures 2(a) and 2(b) show adjustments $e_2^S / \sqrt{V_2}$ and $e_2^V / \sqrt{V_2}$ to λ_1 and λ_2 for second component uncertainty in the complete market. The figure demonstrates that adjustments are functions of ambiguity-reversion parameters. Adjustment $e_2^S / \sqrt{V_2}$ is affected heavily by ϕ_2^S , but only slightly by ϕ_2^V , while adjustment $e_2^V / \sqrt{V_2}$ is affected heavily by ϕ_2^V and slightly by ϕ_2^S . This result is consistent with that of the single volatility model in [12].



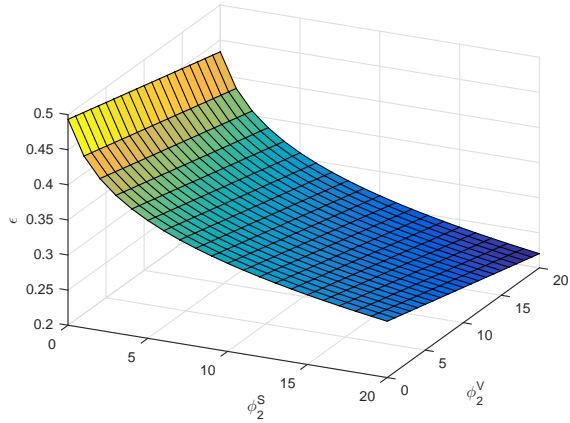
(a) The effects of ϕ_1^S and ϕ_1^V to detection-error probability ε in complete markets



(b) The effects of ϕ_2^S and ϕ_2^V to detection-error probability ε in complete markets



(c) The effects of ϕ_1^S and ϕ_1^V to detection-error probability ε in incomplete markets

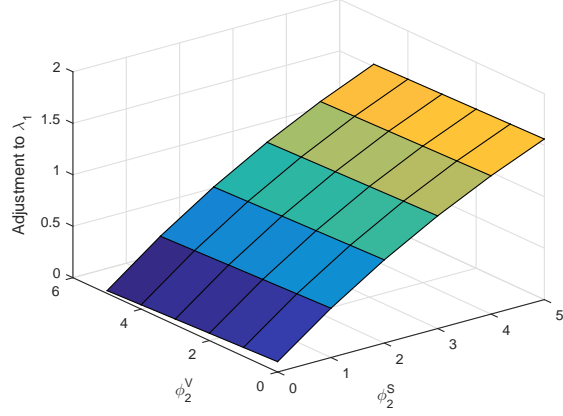


(d) The effects of ϕ_2^S and ϕ_2^V to detection-error probability ε in incomplete markets

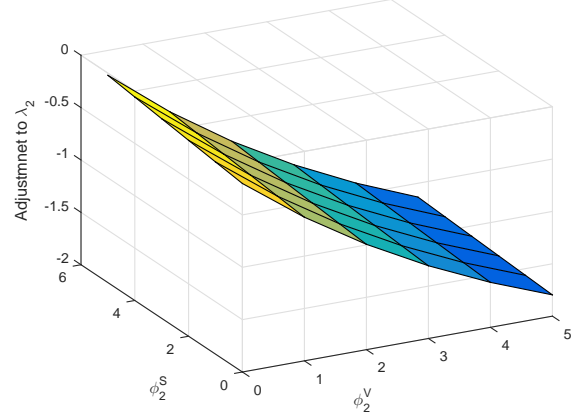
Figure 1: Detection-error probabilities.

Figures 3 and 4 show the optimal exposures in complete markets and incomplete markets, respectively. Firstly, stock risk exposure is more sensitive to ambiguity about the stock risk than the volatility risk and the volatility risk exposure is more sensitive to ambiguity about the volatility risk than the stock risk. Second, the ambiguity in one component of the volatility has no effect on the optimal exposure of the other component of the volatility. It should be pointed out that the optimal stock exposure decreases as the stock ambiguity parameter increases, whereas the optimal volatility exposure increases as the volatility ambiguity parameter increases. The differences between the results for the two markets are also large, indicating that derivative trading is of great importance for hedging risk and thus for making better portfolio choices.

Figure 5 shows that the welfare loss in the complete market is significantly larger than that in the incomplete market. It is seen that the loss increases substantially with ambiguity about the stock price and its volatility in the complete market. As for the incomplete market, the loss does not seem to change significantly with the ambiguity about the volatility process. We also observe that the two volatility processes in the asset price have different effects on utility loss, thus one cannot neglect the contribution of the multi-factor volatility



(a) The effects of ϕ_2^S and ϕ_2^V to $e_2^S / \sqrt{V_2}$



(b) The effects of ϕ_2^S and ϕ_2^V to $e_2^V / \sqrt{V_2}$

Figure 2: Adjustment to λ_1 and λ_2 for second component uncertainty in the complete market.

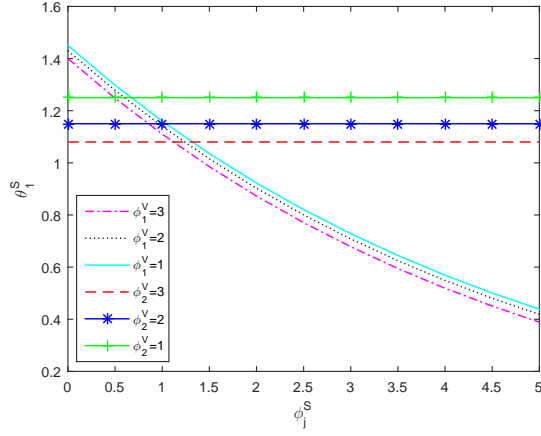
structure.

Figure 6 depicts that the variation of the welfare loss with ambiguity about the volatility and stock risks. Not trading derivatives causes lower ambiguity-aversion and the larger losses. It is further demonstrated that the utility loss from ignoring ambiguity in a complete market can be almost as much as the loss from not trading the derivatives. The ambiguity-aversion parameters for two-factor volatility risks play a more important role on utility loss than the ones for the asset price. Therefore, including derivative trading is necessary for an investor when making investment decisions.

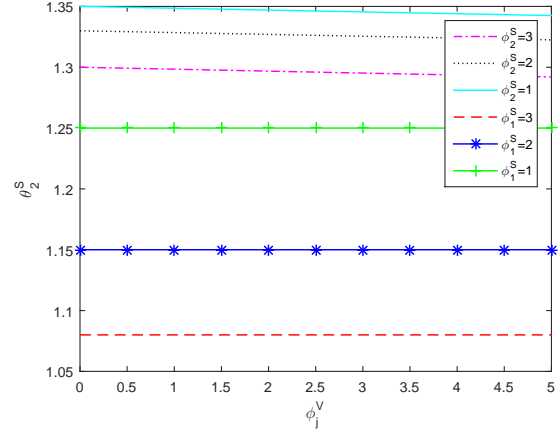
5 Concluding remarks

We have studied the robust optimal portfolio selection problem for a risk-averse and ambiguity-averse investor who can invest in a money market account, a stock whose price follows the multi-factor volatility model, and several correlated derivatives. The robust optimal investment strategy is determined for the cases with/without derivative trading. Then, sub-optimal investment strategies and their utility losses were discussed and therefore the effects of ambiguity and market-completeness are examined. Two extension cases, jump risks in asset price and correlated multi-factor volatilities, are also studied comprehensively and thus the corresponding optimal investment strategies are derived.

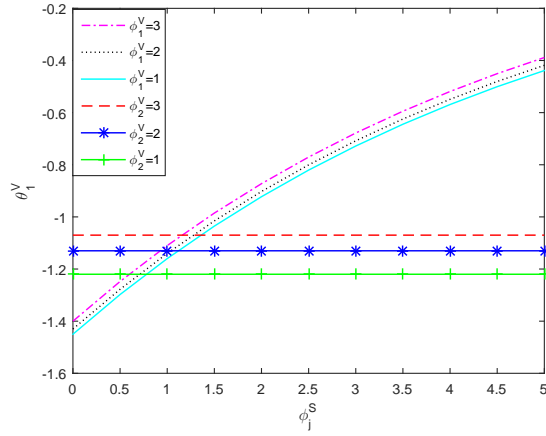
We have demonstrated that the ambiguity about asset price and volatility could influence investment decisions in both complete markets and incomplete markets, and therefore one should consider searching for a robust optimal portfolio. The contributions from jump risk and the correlated volatilities were proved to be significant in robust optimal portfolio selection problems.



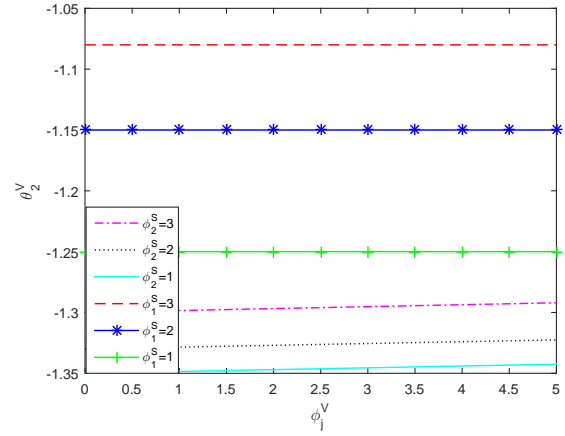
(a) The effects of ϕ_j^S and ϕ_j^V to θ_1^S



(b) The effects of ϕ_j^S and ϕ_j^V to θ_2^S



(c) The effects of ϕ_j^S and ϕ_j^V to θ_1^V



(d) The effects of ϕ_j^S and ϕ_j^V to θ_2^V

Figure 3: Optimal exposures in the complete market.

Appendix

A1. The proof of Proposition 3.1

Proof. Solving optimal problem (16) with respect to e_j^S and e_j^V , we have

$$\begin{aligned} (e_j^S)^* &= \Psi_j^S(x\theta_j^S J_x + \rho_j \sigma_j J_{v_j}) \sqrt{v_j}, \\ (e_j^V)^* &= \Psi_j^V(x\theta_j^V J_x + \sqrt{1 - \rho_j^2} \sigma_j J_{v_j}) \sqrt{v_j}. \end{aligned} \tag{55}$$

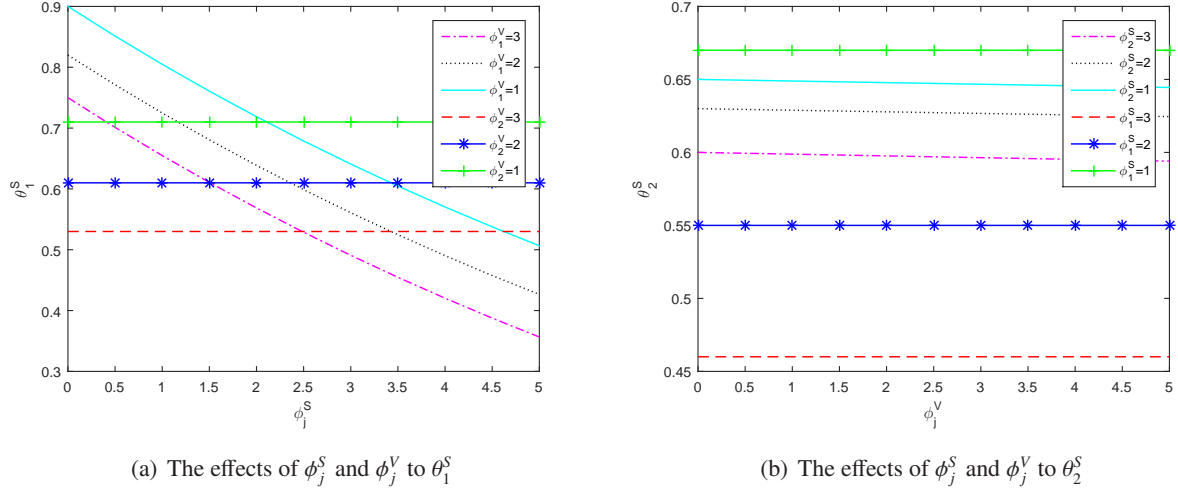


Figure 4: Optimal exposures in the incomplete market.

Substituting (55) into (16), we obtain the following equation

$$\begin{aligned}
& \sup_{\beta_i^S, \beta_i^V} \left\{ J_t + x(r + \sum_{j=1}^2 (\beta_j^S \lambda_j v_j + \beta_j^V \mu_j v_j)) J_x + \frac{1}{2} x^2 \sum_{j=1}^2 [(\beta_j^S)^2 + (\beta_j^V)^2] v_j J_{xx} + \sum_{j=1}^2 (\kappa_j (\theta_j - v_j)) J_{v_j} \right. \\
& + \frac{1}{2} \sum_{j=1}^2 \sigma_j^2 v_j J_{v_j v_j} + \sum_{j=1}^2 \sigma_j v_j x (\beta_j^S \rho_j + \beta_j^V \sqrt{1 - \rho_j^2}) J_{v_j x} \\
& - \sum_{j=1}^2 \frac{1}{2} \Psi_j^S v_j [x^2 (\beta_j^S)^2 J_x^2 + 2x \beta_j^S \rho_j \sigma_j J_x J_{v_j} + \rho_j^2 \sigma_j^2 J_{v_j}^2] \\
& \left. - \sum_{j=1}^2 \frac{1}{2} \Psi_j^V v_j [x^2 (\beta_j^V)^2 J_x^2 + 2x \beta_j^V \sqrt{1 - \rho_j^2} \sigma_j J_x J_{v_j} + (1 - \rho_j^2) \sigma_j^2 J_{v_j}^2] \right\} = 0.
\end{aligned} \tag{56}$$

Assuming that the solution J is of the form

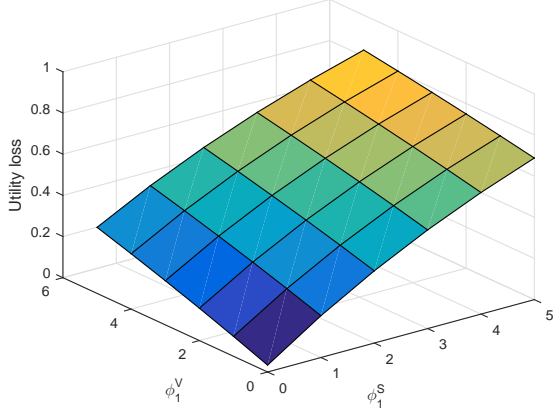
$$J(t, x, v_1, v_2) = \frac{x^{1-\gamma}}{1-\gamma} \exp(H_1(T-t)v_1 + H_2(T-t)v_2 + h(T-t))$$

and choosing

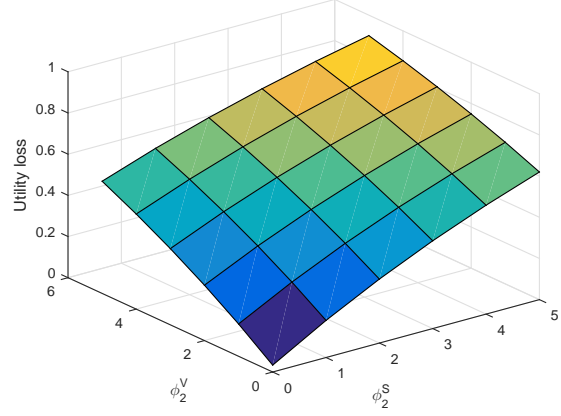
$$\Psi_j^S = \frac{\phi_j^S}{(1-\gamma)J(t, x, v_1, v_2)}, \quad \Psi_j^V = \frac{\phi_j^V}{(1-\gamma)J(t, x, v_1, v_2)}, \quad \phi_j^S, \phi_j^V > 0,$$

equation (56) yields

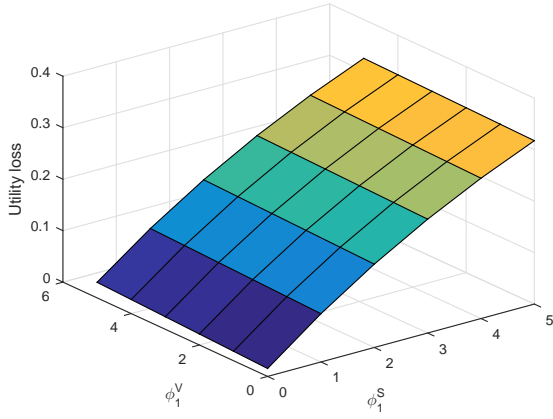
$$\begin{aligned}
& \sup_{\beta_i^S, \beta_i^V} \left\{ -h' - \sum_{j=1}^2 (H_j)' v_j + (1-\gamma)(r + \sum_{j=1}^2 (\beta_j^S \lambda_j v_j + \beta_j^V \mu_j v_j)) - \frac{\gamma(1-\gamma)}{2} \sum_{j=1}^2 [(\beta_j^S)^2 + (\beta_j^V)^2] v_j \right. \\
& + \sum_{j=1}^2 (\kappa_j (\theta_j - v_j)) H_j + \frac{1}{2} \sum_{j=1}^2 \sigma_j^2 v_j (H_j)^2 + \sum_{j=1}^2 \sigma_j v_j x (\beta_j^S \rho_j + \beta_j^V \sqrt{1 - \rho_j^2}) H_j \\
& - \sum_{j=1}^2 \frac{1}{2} (1-\gamma) \phi_j^S v_j \left[(\beta_j^S)^2 + 2\beta_j^S \rho_j \sigma_j \frac{H_j}{1-\gamma} + \rho_j^2 \sigma_j^2 \frac{(H_j)^2}{(1-\gamma)^2} \right] \\
& \left. - \sum_{j=1}^2 \frac{1}{2} (1-\gamma) \phi_j^V v_j \left[(\beta_j^V)^2 + 2\beta_j^V \sqrt{1 - \rho_j^2} \sigma_j \frac{H_j}{1-\gamma} + (1 - \rho_j^2) \sigma_j^2 \frac{(H_j)^2}{(1-\gamma)^2} \right] \right\} = 0,
\end{aligned} \tag{57}$$



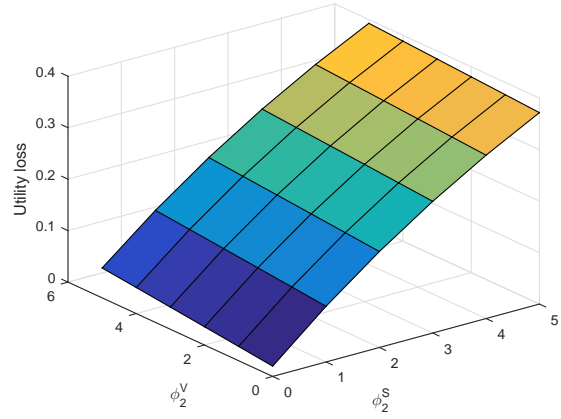
(a) The effects of ϕ_1^S and ϕ_1^V to the utility loss in the complete market.



(b) The effects of ϕ_2^S and ϕ_2^V to the utility loss in the complete market.



(c) The effects of ϕ_1^S and ϕ_1^V to the utility loss in the incomplete market.



(d) The effects of ϕ_2^S and ϕ_2^V to the utility loss in the incomplete market.

Figure 5: Utility loss from ignoring model uncertainty as function of ambiguity aversion parameters.

where h' represents the time derivative of function $h(t)$. From (57), we derive the optimal exposures as

$$\begin{aligned}
 (\beta_j^S)^* &= \frac{\lambda_j}{\gamma + \phi_j^S} + \frac{(1 - \gamma - \phi_j^S)\sigma_j\rho_j}{(1 - \gamma)(\gamma + \phi_j^S)}H_j(T - t), \\
 (\beta_j^V)^* &= \frac{\mu_j}{\gamma + \phi_j^V} + \frac{(1 - \gamma - \phi_j^V)\sigma_j\sqrt{1 - \rho_j^2}}{(1 - \gamma)(\gamma + \phi_j^V)}H_j(T - t).
 \end{aligned} \tag{58}$$

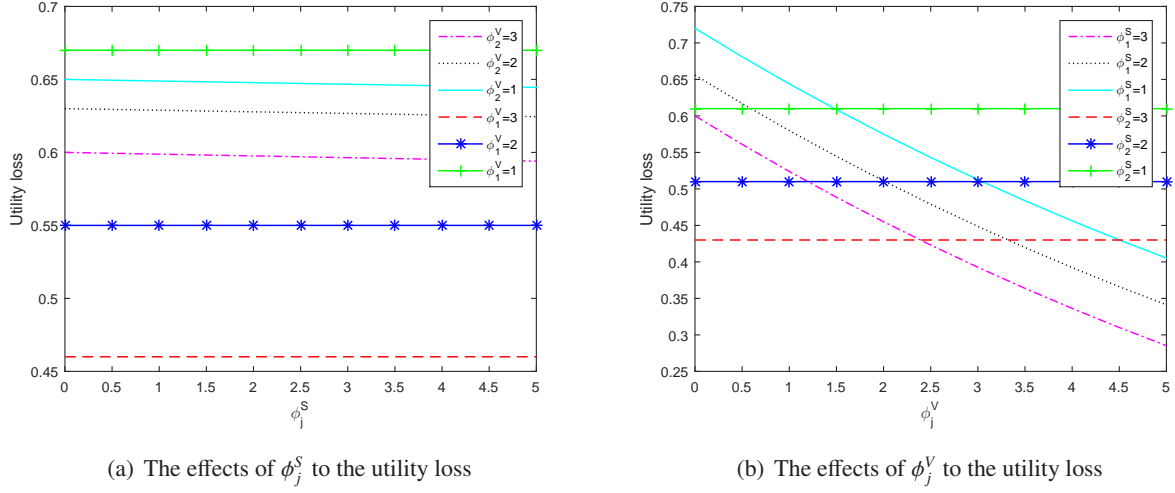


Figure 6: Utility loss from derivative trading.

To determine H_1 and H_2 and h , we substitute (58) into (57) to obtain

$$\begin{aligned}
& -h' - \sum_{j=1}^2 (H_j)' v_j + (1-\gamma)(r + \sum_{j=1}^2 (\kappa_j(\theta_j - v_j))H_j) + \frac{1}{2} \sum_{j=1}^2 \sigma_j^2 v_j (H_j)^2 - \sum_{j=1}^2 \frac{1}{2} \phi_j^S v_j \rho_j^2 \sigma_j^2 \frac{(H_j)^2}{1-\gamma} \\
& - \sum_{j=1}^2 \frac{1}{2} \phi_j^V v_j (1-\rho_j^2) \sigma_j^2 \frac{(H_j)^2}{1-\gamma} + \sum_{j=1}^2 \left[\frac{(1-\gamma)\lambda_1^2}{2(\gamma + \phi_j^S)} + \frac{\lambda_1(1-\gamma - \phi_j^S)\sigma_j \rho_j H_j}{\gamma + \phi_j^S} + \frac{(1-\gamma - \phi_j^S)^2 \sigma_j^2 \rho_j^2 (H_j)^2}{2(1-\gamma)(\gamma + \phi_j^S)} \right] v_j \\
& + \sum_{j=1}^2 \left[\frac{(1-\gamma)\lambda_2^2}{2(\gamma + \phi_j^V)} + \frac{\lambda_2(1-\gamma - \phi_j^V)\sigma_j \sqrt{1-\rho_j^2} H_j}{\gamma + \phi_j^S} + \frac{(1-\gamma - \phi_j^V)^2 \sigma_j^2 (1-\rho_j^2) (H_j)^2}{2(1-\gamma)(\gamma + \phi_j^V)} \right] v_j = 0.
\end{aligned} \tag{59}$$

Comparing the terms concerned with v_j , we get the following Riccati equations

$$\begin{cases} H_1' = a_1 H_1 + b_1 (H_1)^2 + c_1, & H_1(0) = 0, \\ H_2' = a_2 H_2 + b_2 (H_2)^2 + c_2, & H_2(0) = 0, \\ h' = \kappa_1 \theta_1 H_1 + \kappa_2 \theta_2 H_2 + (1-\gamma)r, & h(0) = 0, \end{cases} \tag{60}$$

where

$$\begin{aligned}
a_j &= -\kappa_j + \frac{\lambda_1(1-\gamma - \phi_j^S)\sigma_j \rho_j}{\gamma + \phi_j^S} + \frac{\lambda_2(1-\gamma - \phi_j^V)\sigma_j}{\gamma + \phi_j^V} \sqrt{1-\rho_j^2}, \\
b_j &= \frac{\sigma_j^2}{2} - \frac{\phi_j^S \rho_j^2 \sigma_j^2}{2(1-\gamma)} - \frac{\phi_j^V (1-\rho_j^2) \sigma_j^2}{2(1-\gamma)} + \frac{(1-\gamma - \phi_j^S) \sigma_j^2 \rho_j^2}{2(1-\gamma)(\gamma + \phi_j^S)} + \frac{(1-\gamma - \phi_j^V)^2 \sigma_j^2 (1-\rho_j^2)}{2(1-\gamma)(\gamma + \phi_j^V)}, \\
c_j &= \frac{(1-\gamma)\lambda_1^2}{2(\gamma + \phi_j^S)} + \frac{(1-\gamma)\lambda_2^2}{2(\gamma + \phi_j^V)}.
\end{aligned}$$

For simplicity, let $d_1 = \sqrt{a_1^2 - 4b_1c_1}$ and $d_2 = \sqrt{a_2^2 - 4b_2c_2}$, the solution to H_1 , H_2 and h as shown in (18) can be obtained from (60). This completes the proof. \square

A2. The proof of Proposition 3.3

Proof. By setting $\pi_1 = \pi_2 = \pi_3 = 0$ in (15), we have $\pi^S = \beta_1^S = \beta_2^S$ and $\beta_1^V = \beta_2^V = 0$. Then, we obtain

$$\pi^S = \frac{\lambda_1}{\gamma + \phi_1^S} + \frac{(1 - \gamma - \phi_1^S)\sigma_1\rho_1}{(1 - \gamma)(\gamma + \phi_1^S)}\bar{H}_1(\tau)$$

and

$$\pi^S = \frac{\lambda_2}{\gamma + \phi_2^S} + \frac{(1 - \gamma - \phi_2^S)\sigma_2\rho_2}{(1 - \gamma)(\gamma + \phi_2^S)}\bar{H}_2(\tau).$$

Note that π^S is a function of either \bar{H}_1 or \bar{H}_2 . Writing $\pi^S = \pi_1(\bar{H}_1)$ and $\pi^S = \pi_2(\bar{H}_2)$ and then substituting them in to (59), we obtain the following HJB equation

$$\begin{aligned} 0 = & -h' - \sum_{j=1}^2 (\bar{H}_j)' v_j + (1 - \gamma)(r + \sum_{j=1}^2 \pi_j(\bar{H}_j)\lambda_j v_j) - \frac{\gamma(1 - \gamma)}{2} \sum_{j=1}^2 \pi_j^2(\bar{H}_j) v_j \\ & + \sum_{j=1}^2 (\kappa_j(\theta_j - v_j))\bar{H}_j + \frac{1}{2} \sum_{j=1}^2 \sigma_j^2 v_j (\bar{H}_j)^2 + \sum_{j=1}^2 \sigma_j v_j x \rho_j \bar{H}_j \pi_j(\bar{H}_j) \\ & - \sum_{j=1}^2 \frac{1}{2} (1 - \gamma) \phi_j^S v_j \left[(\pi_j(\bar{H}_j))^2 + 2\pi_j(\bar{H}_j)\rho_j \sigma_j \frac{\bar{H}_j}{1 - \gamma} + \rho_j^2 \sigma_j^2 \frac{(\bar{H}_j)^2}{(1 - \gamma)^2} \right] \\ & - \sum_{j=1}^2 \frac{1}{2} (1 - \gamma) \phi_j^V v_j (1 - \rho_j^2) \sigma_j^2 \frac{(\bar{H}_j)^2}{(1 - \gamma)^2}. \end{aligned} \quad (61)$$

Comparing the terms, the solution of $\bar{H}_1, \bar{H}_2, \bar{h}$ are solved by

$$\begin{cases} \bar{H}_j' = (1 - \gamma)\pi_j(\bar{H}_j)\lambda_j - \frac{\gamma(1 - \gamma)}{2}\pi_j^2(\bar{H}_j) - \kappa_j\bar{H}_j + \frac{1}{2}\sigma_j^2(\bar{H}_j)^2 + (1 - \gamma)\sigma_j\rho_j\bar{H}_j\pi_j(\bar{H}_j) \\ \quad - \frac{1}{2}(1 - \gamma)\phi_j^S \left[(\pi_j(\bar{H}_j))^2 + 2\pi_j(\bar{H}_j)\rho_j\sigma_j \frac{\bar{H}_j}{1 - \gamma} + \rho_j^2\sigma_j^2 \frac{(\bar{H}_j)^2}{(1 - \gamma)^2} \right] \\ \quad - \frac{1}{2}(1 - \gamma)\phi_j^V (1 - \rho_j^2)\sigma_j^2 \frac{(\bar{H}_j)^2}{(1 - \gamma)^2}, & \bar{H}_j(0) = 0. \\ \bar{h}' = \kappa_1\theta_1\bar{H}_1 + \kappa_2\theta_2\bar{H}_2 + (1 - \gamma)r, & \bar{h}(0) = 0. \end{cases} \quad (62)$$

The worst-case measures can be solved directly by (24) and thus the proof is complete. \square

A3. The solution of robust HJB PDE (54)

Solving optimal problem (54) with respect to $e_1^S, e_2^S, e_1^V, e_2^V$, we obtain

$$\begin{cases} (e_1^S)^* = \Psi_1^S(x\beta_1^S u_1 J_x + \rho_1\sigma_1 u_1 J_{v_1} + \rho_1\psi_1^U J_{u_1} - \rho_1\psi_1^U u_2 J_y), \\ (e_2^S)^* = \Psi_2^S(x\beta_2^S u_2 J_x + \rho_2\sigma_2 u_2 J_{v_2} + \rho_1\psi_1^U J_{u_2} - \rho_2\psi_2^U u_1 J_y), \\ (e_1^V)^* = \Psi_1^V(x\beta_1^V u_1 J_x + \sqrt{1 - \rho_1^2}\sigma_1 u_1 J_{v_1} - \sqrt{1 - \rho_1^2}\psi_1^U J_{u_1} - \sqrt{1 - \rho_1^2}\psi_1^U u_2 J_y), \\ (e_2^V)^* = \Psi_2^V(x\beta_2^V u_2 J_x + \sqrt{1 - \rho_2^2}\sigma_2 u_2 J_{v_2} - \sqrt{1 - \rho_2^2}\psi_2^U J_{u_2} + \sqrt{1 - \rho_2^2}\psi_2^U u_1 J_y). \end{cases} \quad (63)$$

Substituting (63) into (54) and choosing

$$\Psi_j^S = \frac{\phi_j^S}{(1-\gamma)J}, \quad \Psi_j^V = \frac{\phi_j^V}{(1-\gamma)J}, \quad (64)$$

we further derive

$$\left\{ \begin{aligned} (\beta_1^S)^* &= \frac{1}{\phi_1^S - \gamma} [\lambda_1 + \sigma_1 \rho_1 H^{V_1} + \frac{1}{u_1} \rho \rho_2 \psi_2^U H^{U_2} + (\rho \rho_2 \psi_2^U + \rho_1 \frac{u_2}{u_1} \psi_1^U) H^Y \\ &\quad - \frac{\psi_1^S}{1-\gamma} (\rho \sigma_1 H^{V_1} + \frac{1}{u_1} \rho_1 \psi_1^U H^{U_1} - \frac{u_2}{u_1} \rho \psi_1^U H^Y)] =: a_1^1(t) + a_2^1(t) \frac{1}{u_1} + a_3^1(t) \frac{u_2}{u_1}, \\ (\beta_2^S)^* &= \frac{1}{\phi_2^S - \gamma} [\lambda_2 + \sigma_2 \rho_2 H^{V_2} + \frac{1}{u_2} \rho \rho_1 \psi_1^U H^{U_1} + (\rho \rho_1 \psi_1^U + \rho_2 \frac{u_1}{u_2} \psi_1^U) H^Y \\ &\quad - \frac{\psi_2^S}{1-\gamma} (\rho \sigma_1 H^{V_2} + \frac{1}{u_2} \rho_2 \psi_2^U H^{U_2} - \frac{u_1}{u_2} \rho \psi_2^U H^Y)] =: a_2^2(t) + a_2^2(t) \frac{1}{u_2} + a_3^2(t) \frac{u_1}{u_2}, \\ (\beta_1^V)^* &= \frac{1}{\phi_1^V - \gamma} [\mu_1 + \sqrt{1-\rho_1^2} \psi_1^U H^Y - \frac{\psi_1^V \sqrt{1-\rho_1^2}}{1-\gamma} (\sigma_1 H^{V_1} - \psi_1^U \frac{1}{u_1} H^{U_1} - \psi_1^U \frac{u_2}{u_1} H^Y)] \\ &\quad =: b_1^1(t) + b_2^1(t) \frac{1}{u_1} + b_3^1(t) \frac{u_2}{u_1}, \\ (\beta_2^V)^* &= \frac{1}{\phi_2^V - \gamma} [\mu_2 + \sqrt{1-\rho_2^2} \psi_2^U H^Y - \frac{\psi_2^V \sqrt{1-\rho_2^2}}{1-\gamma} (\sigma_2 H^{V_2} - \psi_2^U \frac{1}{u_2} H^{U_2} - \psi_2^U \frac{u_1}{u_2} H^Y)] \\ &\quad =: b_1^2(t) + b_2^2(t) \frac{1}{u_2} + b_3^2(t) \frac{u_1}{u_2}. \end{aligned} \right. \quad (65)$$

Substituting (65) and (64) into (63), we certainly have

$$\left\{ \begin{aligned} (e_1^S)^* &= g_1^1(t) u_1 + g_2^1(t) u_2 + g_3^1(t), \\ (e_2^S)^* &= g_1^2(t) u_1 + g_2^2(t) u_2 + g_3^2(t), \\ (e_1^V)^* &= k_1^1(t) u_1 + k_2^1(t) u_2 + k_3^1(t), \\ (e_2^V)^* &= k_1^2(t) u_1 + k_2^2(t) u_2 + k_3^2(t) \end{aligned} \right. \quad (66)$$

after simple calculations. Therefore, robust HJB PDE (54) converts into

$$\begin{aligned}
0 = & J_t + x(r + \sum_{j=1}^2 [\lambda_j v_j (a_1^j + a_2^j \frac{1}{u_j} + a_3^j \frac{u_{3-j}}{u_j}) + \mu_j v_j (b_1^j + b_2^j \frac{1}{u_j} + b_3^j \frac{u_{3-j}}{u_j})]) J_x \\
& + \sum_{j=1}^2 (\kappa_j (\theta_j - v_j)) J_{v_j} - \sum_{j=1}^2 \mu_j^U J_{u_j} + (\mu_1^U u_2 + \mu_2^U u_1 + \rho \psi_1^U \psi_2^U) J_y \\
& + \frac{1}{2} x^2 \sum_{j=1}^2 [(a_1^j + a_2^j \frac{1}{u_j} + a_3^j \frac{u_{3-j}}{u_j})^2 + (b_1^j + b_2^j \frac{1}{u_j} + b_3^j \frac{u_{3-j}}{u_j})^2] v_j J_{xx} \\
& + \sum_{j=1}^2 \sigma_j v_j x (\rho_j (a_1^j + a_2^j \frac{1}{u_j} + a_3^j \frac{u_{3-j}}{u_j}) + \sqrt{1 - \rho_j^2} (b_1^j + b_2^j \frac{1}{u_j} + b_3^j \frac{u_{3-j}}{u_j})) J_{xv_j} \\
& + \rho \rho_1 \psi_1^U (a_1^2 + a_2^2 \frac{1}{u_2} + a_3^2 \frac{u_1}{u_2}) u_2 x J_{xu_1} + \rho \rho_2 \psi_2^U (a_1^1 + a_2^1 \frac{1}{u_1} + a_3^1 \frac{u_2}{u_1}) u_1 x J_{xu_2} \\
& + x \left((a_1^1 + a_2^1 \frac{1}{u_1} + a_3^1 \frac{u_2}{u_1}) u_1 (\rho \rho_2 u_1 \psi_2^U + \rho_1 u_2 \psi_1^U) + (a_1^2 + a_2^2 \frac{1}{u_2} + a_3^2 \frac{u_1}{u_2}) u_2 (\rho_2 \psi_2^U u_1 + \rho \rho_1 \psi_1^U u_2) \right. \\
& + \sqrt{1 - \rho_1^2} (b_1^1 + b_2^1 \frac{1}{u_1} + b_3^1 \frac{u_2}{u_1}) \psi_1^U v_1 + \sqrt{1 - \rho_2^2} (b_1^2 + b_2^2 \frac{1}{u_2} + b_3^2 \frac{u_1}{u_2}) \psi_2^U v_2 \left. \right) J_{xy} \\
& + \frac{1}{2} \sum_{j=1}^2 \Sigma_{jj} J_{v_j v_j} + \Sigma_{12} J_{v_1 v_2} + \sum_{j=1}^2 \Sigma_{j,j+2} J_{v_j u_j} + \Sigma_{14} J_{v_1 u_2} + \Sigma_{23} J_{v_2 u_1} + \Sigma_{15} J_{v_1 y} + \Sigma_{25} J_{v_2 y} \\
& + \frac{1}{2} \sum_{j=3}^4 \Sigma_{jj} J_{u_{j-3} u_{j-3}} + \Sigma_{34} J_{u_1 u_2} + \Sigma_{35} J_{u_1 y} + \Sigma_{45} J_{u_2 y} + \Sigma_{55} J_{yy} \\
& - (1 - \gamma) J \sum_{j=1}^2 \frac{1}{\phi_j^S} (g_1^j u_1 + g_2^j u_2 + g_3^j)^2 + \frac{1}{\phi_j^V} (k_1^j u_1 + k_2^j u_2 + k_3^j)^2.
\end{aligned} \tag{67}$$

Collecting terms with respect to v_1, v_2, u_1, u_2 and y , we then rewrite (67) by a simpler form:

$$0 = J_t + p_1^V(t) v_1 J + p_2^V(t) v_2 J + p_1^U(t) u_1 J + p_2^U(t) u_2 J + p^Y(t) y J + C(t), \tag{68}$$

which implies that $H_1^V, H_2^V, H_1^U, H_2^U, H^Y$ and h can be obtained by following ODEs:

$$(H_j^V(t))' = -p_j^V(t), \quad (H_j^U(t))' = -p_j^U(t), \quad (H^Y(t))' = -p^Y(t), \quad h'(t) = -C(t). \tag{69}$$

A4. Detection-error probabilities

Define the conditional characteristic functions

$$f_1(\omega, t, T) = \mathbb{E}^{\mathbb{P}}[\exp(i\omega \xi_1(T)) | \mathcal{F}_t^{S, V_1, V_2}] = \mathbb{E}^{\mathbb{P}}[(\mathcal{Z}_1(T))^{i\omega} | \mathcal{F}_t^{S, V_1, V_2}]$$

and

$$f_2(\omega, t, T) = \mathbb{E}^{\mathbb{P}^e}[\exp(i\omega \xi_1(T)) | \mathcal{F}_t^{S, V_1, V_2}] = \mathbb{E}^{\mathbb{P}^e}[(\mathcal{Z}_1(T))^{i\omega} | \mathcal{F}_t^{S, V_1, V_2}] = \mathbb{E}^{\mathbb{P}}[(\mathcal{Z}_1(T))^{i\omega+1} | \mathcal{F}_t^{S, V_1, V_2}],$$

where $i^2 = -1$ and ω is the transform variable. Denote $\mathbf{e}_t = [e_1^S, e_2^S, e_1^V, e_2^V]$ and

$$\sigma = \left[\sigma_1 \sqrt{V_1} \rho_1, \sigma_2 \sqrt{V_2} \rho_2, \sigma_1 \sqrt{V_1} \sqrt{1 - \rho_1^2}, \sigma_2 \sqrt{V_2} \sqrt{1 - \rho_2^2} \right].$$

Since the conditional characteristic functions are martingales, the Feynman-Kac theorem implies that f_1 and f_2 satisfy the same PDE

$$\frac{\partial f}{\partial t} + \sum_{j=1}^2 \kappa_j(\theta_j - V_j) \frac{\partial f}{\partial V_j} + \frac{1}{2} \mathcal{Z}_1(t)^2 \|\mathbf{e}_t\|^2 \frac{\partial^2 f}{\partial \mathcal{Z}_1^2} + \frac{1}{2} \sum_{j=1}^2 \sigma_j^2 V_j \frac{\partial^2 f}{\partial V_j^2} - \sum_{j=1}^2 \mathcal{Z}_1(t) \sigma \mathbf{e}_t^T \frac{\partial^2 f}{\partial \mathcal{Z} \partial V_j} = 0 \quad (70)$$

with different terminal conditions $f_1(\omega, T, T) = \mathcal{Z}_1^{i\omega}(T)$ and $f_2(\omega, T, T) = \mathcal{Z}_1^{i\omega+1}(T)$, respectively. Conjecturing the solution in the form $f = \mathcal{Z}_1^{i\omega}(t) \exp(C_1(t)V_1 + C_2(t)V_2 + D(t))$ and substituting it into (70), we obtain

$$C'_j(t) - \kappa_j C_j(t) + \frac{1}{2} i\omega(i\omega - 1)(q_j^S + q_j^V)^2 + \frac{1}{2} \sigma_j^2 C_j^2(t) - i\omega C_j(t) \sigma_i(q_j^S \rho_j + q_j^V \sqrt{1 - \rho_j^2}) = 0$$

for $j = 1, 2$ and

$$D'(t) + \kappa_1 \theta_1 C_1(t) + \kappa_2 \theta_2 C_2(t) = 0,$$

subject to $C_1(T) = C_2(T) = D(T) = 0$.

Similarly, we can obtain the solution for f_2 by replicating $i\omega$ with $i\omega + 1$ in the above equations. Thus, we have the detection-error probability

$$\varepsilon_T(\phi_1^S, \phi_2^S, \phi_1^V, \phi_2^V) = \frac{1}{2} - \frac{1}{2\pi} \int_0^\infty \left(\operatorname{Re} \left[\frac{f_1(\omega, 0, T)}{i\omega} \right] - \operatorname{Re} \left[\frac{f_2(\omega, 0, T)}{i\omega} \right] \right) d\omega.$$

References

- [1] Y. Ait-Sahalia, R. Kimmel, Maximum-likelihood estimation for stochastic volatility models. *J. Financ. Econ.*, 2007, 83 (2), 413-452.
- [2] E. Anderson, L.P. Hansen, Sargent, T.J., A quartet of semi-groups for model specification, robustness, prices of risk, and model detection. *J Eur. Econ. Assoc.*, 2003, 1 (1), 68-123.
- [3] G. Bakshi, N. Kapadia, Delta-hedged gains and the negative market volatility risk premium. *Rev. Financ. Stud.*, 2003, 16 (2), 527-566.
- [4] V. Bergen, M. Escobar, A. Rubtsov, R. Zagst, Robust multivariate portfolio choice with stochastic covariance in the presence of ambiguity, *Quant. Finance*, 2018, 18(8), 1265-1294, DOI: 10.1080/14697688.2018.1429647.
- [5] F. Black, Studies in stock price volatility changes. In: Proceedings of the 1976 Business Meeting of the Business and Economic Statistics Section, American Statistical Association, 1976, 177-181.
- [6] N. Branger, L. Larsen, Robust portfolio choice with uncertainty about jump and diffusion risk. *J. Bank. Financ.*, 2013, 37 (12), 5036-5047.
- [7] P. Burns, R. Engle, J. Mezrich. Correlations and volatilities of asynchronous data. *J. Derivatives*, 1998, 5(4), 7.

- [8] P. Christoffersen, S. Heston, K. Jacobs, The shape and term structure of the index option smirk: Why multifactor stochastic volatility models work so well. *Manage. Sci.*, 2009, 55(12), 1914-1932.
- [9] R. Cont, P. Tankov, Financial Modelling with Jump Processes, 2004 (Chapman & Hall/CRC).
- [10] Z. Cui, J.L. Kirkby, N. Duy, A general framework for discretely sampled realized variance derivatives in stochastic volatility models with jumps. *Eur. J. Oper. Res.*, 2017, 262, 381-400.
- [11] Z. Cui, J.L. Kirkby, N. Duy, A general framework for time-changed Markov processes and applications. *Eur. J. Oper. Res.*, 2019, 2, 785-800.
- [12] M. Escobar, S. Ferrando, A. Rubstov, Robust portfolio choice with derivative trading under stochastic volatility. *J. Bank. Finance*, 2015, 61, 142-157.
- [13] M. Escobar, S. Ferrando, A. Rubstov, Optimal investment under multi-factor stochastic volatility. *Quant. Finance*, 2017, 17(2), 241-260.
- [14] W. Faidi, H. Mezghanni, M. Mnif, Expected Utility Maximization Problem Under State Constraints and Model Uncertainty. *J. Optim. Theory Appl.* (2019), <https://doi.org/10.1007/s10957-019-01583-y>
- [15] G. Faria, J. Correia-da-Silva, A closed-form solution for options with ambiguity about stochastic volatility. *Rev. Derivatives Res.*, 2014, 17(2), 125-159.
- [16] C. Flor, L. Larsen, Robust portfolio choice with stochastic interest rates. *Annal. Finance*, 2014, 10 (2), 243-265.
- [17] J. Da Fonseca, M. Grasselli, C. Tebaldi, A multifactor volatility Heston model. *Quant. Finance*, 2008, 8(6), 591-604.
- [18] J.P. Fouque, G. Papanicolau, K.R. Sircar, Derivatives in Financial Markets with Stochastic Volatility, 2000 (Cambridge University Press: Cambridge).
- [19] L.A. Grzelak, C.W. Oosterlee, Weeren S. Wan, Efficient option pricing with multi-factor equity-interest rate hybrid models. Delft University of Technology, 2009.
- [20] L.A. Grzelak, C.W. Oosterlee, On the Heston model with stochastic interest rates. *SIAM J. Financ. Math.*, 2011, 2(1), 255-286.
- [21] L.A. Grzelak, C.W. Oosterlee, S. Van Weeren, Extension of stochastic volatility equity models with the Hull-White interest rate process. *Quant. Finance*, 2012, 12(1), 89-105.
- [22] S.L. Heston, A closed-form solution for options with stochastic volatility with applications to bond and currency options. *Rev. Financ. Stud.*, 1993, 6(2), 327-343.
- [23] H. Kraft, Optimal portfolios with stochastic interest rates and defaultable assets. *Quant. Finance*, 2004, 5(3), 303-313.

- [24] L. Larsen, C. Munk, The cost of suboptimal dynamic asset allocation: general results and applications to interest rate risk, stock volatility risk, and growth/value tilts. *J. Econ. Dynam. Control*, 2012, 36 (2), 266-293
- [25] G. Li, C. Zhang, On the number of state variables in option pricing. *Manage. Sci.*, 2010, 56(11), 2058-2075.
- [26] J. Liu, J. Pan, Dynamic derivative strategies. *J. Financ. Econ.*, 2003, 69, 401-430.
- [27] B.J. Lobo, Jump risk in the US stock market: Evidence using political information. *Rev. Financ. Econ.*, 1999, 8(2), 149-163
- [28] G. Ma, S.P. Zhu, Optimal investment and consumption under a continuous-time cointegration model with exponential utility. *Quant. Finance*, 2019, 1-15.
- [29] V. Naik, M. Lee, General equilibrium pricing of options on the market portfolio with discontinuous returns. *Rev. Financ. Stud.*, 1990, 3 (4), 493-521.
- [30] S. Nandi, How important is the correlation between returns and volatility in a stochastic volatility model? Empirical evidence from pricing and hedging in the S&P 500 Index Options Market, *J. Bank. Finance*, 1998, 22, 589-610.
- [31] J. Pan, The Jump-risk premia implicit in options: Evidence from an integrated time series study, *J. Financ. Econ.*, 2002, 63, 3-50.
- [32] J.C. Stein, E.M. Stein, Stock price distributions with stochastic volatility: An analytic approach. *Rev. Financ. Stud.*, 1991, 4(4), 727-752.
- [33] R. Schöbel, J. Zhu, Stochastic volatility with an Ornstein-Uhlenbeck process: An extension. *Rev. Finance*, 1998, 3(1), 23-46.
- [34] X. Sun, K.L. Teo, L. Tang, Dual Approaches to Characterize Robust Optimal Solution Sets for a Class of Uncertain Optimization Problems. *J. Optim. Theory Appl.* (2019) 182: 984. <https://doi.org/10.1007/s10957-019-01496-w>
- [35] R. Uppal, T. Wang, Model misspecification and under diversification. *J. Finance*, 2003, 58 (6), 2465-2486.
- [36] S. Yan, Jump risk, stock returns, and slope of implied volatility smile. *J. Financ. Econ.*, 2011, 99(1), 216-233.
- [37] B.Z. Yang, J. Yue, N.J. Huang, Equilibrium price of variance swaps under stochastic volatility with Lévy jumps and stochastic interest rate. *Int. J. Theor. Appl. Finance (IJTAF)*, 2019, 22(04), 1-33.
- [38] B.Z. Yang, M.H. Wang, J. Yue, N.J. Huang, Volatility swaps valuation under stochastic volatility with jumps and stochastic intensity. *Appl. Math. Comput.*, 2019, 355, 73-84.

- [39] B.Z. Yang, X.J. He, N.J. Huang, Equilibrium price and optimal insider trading strategy under stochastic liquidity with long memory. *Appl. Math. Optim.*, reversion.
- [40] F.L. Yuen, H. Yang, Optimal asset allocation: a worst scenario expectation approach. *J. Optim. Theory Appl.*, 2012, 153(3), 794-811.