

# Learning a manifold from a teacher’s demonstrations

Pei Wang, Arash Givchi, and Patrick Shafto

February 13, 2022

## Abstract

We consider the problem of learning a manifold. Existing approaches learn by approximating the manifold directly or the topology, but require large amounts of data to overcome challenges posed by manifolds with small reach and non-uniform sampling. We consider contexts where some data could be marked by a teacher. We consider the problem of learning from a perfectly knowledgeable teacher, providing bounds on the sample complexity for learning the manifold exactly and contrast with learning only up to topology. We then consider learning from a teacher with partial knowledge, in which a Topological Data Analysis learner’s inference integrates observations with demonstrations provided by the teacher. Examples on simulated and real data illustrate how teaching can facilitate learning the topology and geometry of the manifold.

## 1 Introduction

Manifold learning is a problem of recovering a manifold or properties of it from sampled data points. A variety of problems in human and machine learning are characterized as manifold learning including perception [Tenenbaum, 1998, Jansen and Niyogi, 2006, Chen et al., 2018], active learning [Slama et al., 2015], and deep learning [Fefferman et al., 2016]. Yet, learning the manifold underlying a dataset is known to be extremely difficult [Niyogi et al., 2008].

There are two principle challenges in manifold learning. In theory, the ability to reconstruct a manifold is bounded by the reach, which roughly speaking is the distance between narrowest parts of the manifold. When learning, one does not know the true reach of the manifold, and conservative assumptions about the reach require vastly increased data. In practice, data rarely adhere to the uniform random sampling assumption used to prove bounds, and non-random sampling can render the problem much more difficult. Topological data analysis (TDA; [Carlsson et al., 2008]) addresses needing to know the reach, but does not address the amount of data or the need for uniform random sampling.

Central to the formulation of the problem is that learners must draw inference from the data alone. This differs from human learning problems where learners may receive examples [Shafto and Goodman, 2008, Shafto et al., 2014] or demonstrations [Kuhl et al., 1997, Brand et al., 2002] from a more knowledgeable teacher, in addition to their own observations. In this paper, we consider how having teachers who select structured data may affect manifold learning.

Our goal is to understand theoretical bounds on learning manifolds and their topology from teaching via structured data, which we expect to inform debates in machine learning and human learning. We investigate manifolds because this is the learning problem, as most frequently posed. We particularly investigate the topology of manifolds for several reasons. First, the decomposition of learning into grounded and more abstract aspects parallels common wisdom across human and machine learning, which have converged on hierarchical (“deep”) models of learning. Second, teaching topology will prove to be data-efficient for manifold learning applications, such as clustering where only information about the global structure of manifold (e.g. number of connected components, number of holes, etc.) is needed. Third, teaching will be able to proceed without full knowledge of the geometry, and the requirement for the teacher can be relaxed by just knowing the homotopy type of the manifold.

Our contributions are: (1) We propose two styles of teaching a manifold: teaching from individual data points and teaching from sequence of data (demonstration) (Section 3); (2) We provide bounds on the minimum number of data points needed in order to teach correct topology of closed orientable surface of genus  $g$  (Propositions 3.4 and 3.9 in Section 3); (3) We introduce mechanisms for a TDA learner to interpret demonstrations by a teacher and we qualitatively analyze levels of confidence in a teacher (Section 4); (4) We analyze teaching topology and implications for learning true geometry of the manifold in two examples (Section 5).

## 2 Preliminaries

In this section, we will provide a brief overview of the necessary background, and refer the reader to [Hatcher, 2000, Munkres, 2000] for a complete introduction.

arXiv:1910.04615v2 [cs.LG] 10 Feb 2020

In machine learning, the manifold assumption states that high dimensional data in the real world are typically concentrated on a much lower dimensional manifold rather than every region of the possible domain [Zhu and Goldberg, 2009]. For instance, natural images do not occupy the entire space of possible pixel configurations. Therefore learning the manifold on which the data lie on or near is an important task. Because the difficulty of inferring the geometry of an arbitrary manifold is bounded by its worst local feature, quantified as the *reach* (defined below) of the manifold, we may only aim to reduce the sample complexity of learning a manifold by focusing on its global properties, which are encoded by the topology.

An  $m$ -dim manifold  $\mathcal{M}$  is a topological object that locally resembles Euclidean space  $\mathbb{R}^m$  near each point. They naturally arise as solution sets of a system of equations [Lee, 2010]. In this paper,  $\mathcal{M}$  is an orientable compact sub-manifold in  $\mathbb{R}^n$ . We mainly focus on low dimensional manifolds such as curves (1-dim) and surfaces (2-dim). However, our teaching methods can be used to convey low dimensional topological features of any manifold.

The classical result on closed surfaces will be used, which states that any connected orientable closed surface is homeomorphic to either the sphere or the connected sum of  $g$  tori, where  $g \geq 1$  represents the genus.

Algebraic topology provides powerful methods to study topological features of a space using algebraic tools. One main idea is that two topological spaces  $X$  and  $Y$  are considered to have ‘the same shape’ if one space can continuously deform into the other one. Formally, two continuous maps  $h_0, h_1 : X \rightarrow Y$  are **homotopic** if there exists a continuous function  $H : X \times [0, 1] \rightarrow Y$  from the product of the space  $X$  with the unit interval  $[0, 1]$  to  $Y$  such that  $H(x, 0) = h_0(x)$  and  $H(x, 1) = h_1(x)$  hold for any  $x \in X$ . The spaces  $X$  and  $Y$  are said to be **homotopy equivalent** or to have the same **homotopy type** if there exists two maps  $f : X \rightarrow Y$  and  $g : Y \rightarrow X$  such that  $f \circ g$  and  $g \circ f$  are homotopic to the identity map between  $X$  and  $Y$  respectively. A space is said to be **contractible** if it is homotopy equivalent to a point.

Among all the topological invariants shared by spaces with the same homotopy type, **homology** is of the greatest interest to manifold learning. Because homology captures abstract topological properties of the underlying data space  $\mathcal{M}$  in simple algebraic notions such as numbers and groups. There are several models of the homology theory. Throughout this paper, we will use *simplicial homology* with coefficient  $\mathbb{Z}_2$ . For each dimension  $k$ , the  $k$ -th homology group of  $\mathcal{M}$ , denoted by  $H_k(\mathcal{M})$  is a commutative group in form of  $\mathbb{Z}_2 \times \dots \times \mathbb{Z}_2$ . Roughly speaking, each copy of  $\mathbb{Z}_2$  represents a  $k$ -dim ‘hole’ of  $\mathcal{M}$  and the amount of copies represents the total number of independent  $k$ -dim ‘holes’ of  $\mathcal{M}$ . For example,  $H_0(\mathcal{M}) = \mathbb{Z}_2 \times \mathbb{Z}_2$  indicates that  $\mathcal{M}$  has two connected components, and non-trivial 1-st homology group  $H_1(\mathcal{M})$  suggests that  $\mathcal{M}$  contains 1-dim hole(s) and thus not contractible.

Another important characteristic of a manifold  $\mathcal{M}$  that has been extensively used in manifold learning is the *reach*, which reflects the geometric aspect of  $\mathcal{M}$  [Fefferman et al., 2016, Aamari et al., 2017]. The **reach**  $\tau > 0$  of a manifold  $\mathcal{M}$  is the largest number such that any point at distance less than  $\tau$  from  $\mathcal{M}$  has a unique nearest point on  $\mathcal{M}$ . Intuitively, around  $\mathcal{M}$  one can freely roll a ball of radius less than its reach  $\tau$ . The reach measures the narrowest bottleneck-like width of  $\mathcal{M}$ , which also quantifies the curvature of  $\mathcal{M}$ .

For the formalism of teaching-learning algorithms, we consider  $\mathcal{A}$  as a class of **learning algorithms** that construct approximations of  $\mathcal{M}$  and/or identify the homotopy type of  $\mathcal{M}$  from a set of data points sampled from  $\mathcal{M}$ . Examples of such algorithms are available in [Cheng et al., 2005, Niyogi et al., 2008, Boissonnat and Ghosh, 2014].

Given a manifold  $\mathcal{M}$ , a collection of data points  $\mathcal{D} \subset \mathcal{M}$  is called a **teaching set** with respect to  $\mathcal{A}$  if there exists a learning algorithm  $A \in \mathcal{A}$  that recovers the homotopy type of  $\mathcal{M}$  using  $\mathcal{D}$ .  $|\mathcal{D}|$  denotes the size of  $\mathcal{D}$ . A teaching set  $\mathcal{D}$  is said to be *minimal w.r.t.  $\mathcal{M}$*  if  $|\mathcal{D}| \leq |\mathcal{D}^*|$  for any teaching set  $\mathcal{D}^*$  of  $\mathcal{M}$ . Further,  $\mathcal{D}$  is a *minimal teaching set w.r.t. the homotopy type of  $\mathcal{M}$*  if  $\mathcal{D}$  is a teaching set for some  $\mathcal{M}'$  of the same homotopy type as  $\mathcal{M}$  and  $|\mathcal{D}| \leq |\mathcal{D}^*|$  for any teaching set  $\mathcal{D}^*$  of a manifold homotopy equivalent to  $\mathcal{M}$ . The size of a minimal teaching set is called the **minimal teaching number**.

### 3 Structured data and manifold teaching

Here we propose two corresponding styles of teaching the topology of a manifold using structured data: isolated data points (individual examples) and sequential data points (demonstrations). In particular, we provide lower bounds for teaching complexity of each method.

#### 3.1 Manifold teaching from sample points

[Niyogi et al., 2008] introduced a framework to reconstruct manifolds from randomly sampled data. Their work can be rephrased as a manifold teaching problem. Suppose two agents, which we call a teacher and a learner, wish to communicate a manifold  $\mathcal{M} \subset \mathbb{R}^n$ . In their setting, the teacher passes a collection of *randomly* sampled data points  $\mathcal{D} = \{x_1, \dots, x_k\}$  to the learner, who then builds a manifold by a learning algorithm in the **class**  $\mathcal{A}(\epsilon)$ : the learner first picks a parameter  $\epsilon \in \mathbb{R}^+$ , then for each  $x_i \in \mathcal{D}$ , makes an  $n$ -dimensional ball  $B_\epsilon(x_i)$

centered at  $x_i$  of radius  $\epsilon$ .  $n$  is the dimension of the ambient space which can be inferred from data points' coordinate size. The union of these balls  $U_\epsilon(\mathcal{D}) = \cup_{x \in \mathcal{D}} B_\epsilon(x)$  constitutes the learned space.

The main result in [Niyogi et al., 2008] provides an estimation  $N_\epsilon$  on the number of data that are needed to guarantee that the learned space  $U_\epsilon$  and the target manifold  $\mathcal{M}$  are homotopy equivalent with high confidence.  $N_\epsilon$  depends on the confidence level, the volume and the reach of  $\mathcal{M}$ , and also the learner's choice of  $\epsilon$ .

Considering  $N_\epsilon$  as a sufficient bound on the minimal teaching number of  $\mathcal{M}$ , we seek a necessary condition. The calculation of  $N_\epsilon$  proposed in [Niyogi et al., 2008] requires knowledge about the critical features of  $\mathcal{M}$  (volume and reach), which translated to our context implies that either the teacher knows the true  $\mathcal{M}$  or the teacher has observed a large amount of data points, which allows one to make good estimations of these critical features using sophisticated algorithms such as [Aamari et al., 2017]. Hence we will start our analysis by assuming that the teacher has access to the true manifold. In Section 4, we will show that this assumption can be relaxed in many practical cases.

Suppose that the learner uses the class of algorithms  $\mathcal{A}(\epsilon)$ , what is a *minimal teaching set* to convey the homotopy type of a manifold  $\mathcal{M}$ ? The case when  $\mathcal{M}$  is a non-contractible 1-dim manifold is extremely neat. Since every such  $\mathcal{M}$  is homotopy equivalent to a circle, at least three points are needed as explained below.

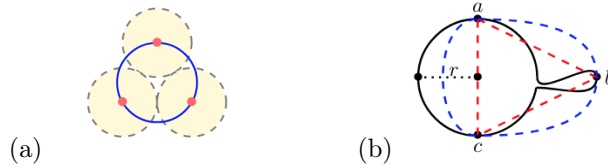


Figure 1: Teaching sets for 1-dim manifolds

**Example 3.1.** Let  $S^1$  be a unit circle embedded in  $\mathbb{R}^2$ , and  $\mathcal{A}(\epsilon)$  be the class of learning algorithms described above. It is clear that any data set with only one or two points will result contractible  $U_\epsilon$  for any choice of  $\epsilon$ . However, as illustrated in Figure 1(a), with three equidistant points sampled on  $S^1$ , any learner  $\mathcal{A}(\epsilon)$  with  $\frac{\sqrt{3}}{2} \leq \epsilon < 1$  will recover the correct topology of  $S^1$  from the union of three connected disks with a hole in the middle. Thus the minimal teaching number for a circle is three.

Now suppose that  $\mathcal{M}$  is a closed orientable surface. Two basic examples are given below.

**Example 3.2.** Let  $S^2$  be a unit sphere. Only four points are needed: four vertices of an inscribed regular tetrahedron. Any learner  $\mathcal{A}(\epsilon)$  with  $\frac{2\sqrt{2}}{3} \leq \epsilon < 1$ , recovers the correct topology of  $S^2$ .

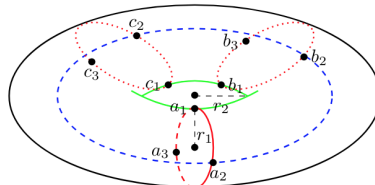


Figure 2: Teaching set for torus.

**Example 3.3.** Let  $T^2$  be a torus embedded in  $\mathbb{R}^3$  as shown in Figure 2.  $T^2$  can be obtained by rotating the red circle  $l_1$  around the green circle  $l_2$ . Denote the radii of  $l_1$  and  $l_2$  by  $r_1$  and  $r_2$  respectively. Two 1-dim holes of  $T^2$  are represented by  $l_1$  and  $l_2$ . As in Example 3.1, each  $l_i$  needs at least three teaching points. Since the learner  $\mathcal{A}(\epsilon)$  picks one  $\epsilon$  for all data points, more data points are needed for  $l_i$  when  $\frac{\sqrt{3}}{2}r_i \geq r_j$ , where  $i, j \in \{1, 2\}$  and  $i \neq j$ . Hence to find the minimal teaching set for the homotopy type of  $T^2$ , we may assume that  $r_1 = r_2 = r$ . Suppose that any three data points sharing a circle in Figure 2 are equidistant points. Then  $\mathcal{D}_1 = \{a_1, a_2, a_3, b_1, c_1\}$  can be used to teach  $l_1$  and  $l_2$ . To recover the only 2-dim hole of  $T^2$ , it is natural to add  $\{b_2, b_3, c_2, c_3\}$  into  $\mathcal{D}_1$  to complete the red dotted circles going through  $b_1$  and  $c_1$ . Ideally,  $\epsilon$ -balls centered at these 9 points should form a torus. However, there are large undesirable gaps left open between the red circles because the learner is restricted to pick  $\frac{\sqrt{3}}{2}r < \epsilon < r$ .

We now compute how many extra points are needed to fill in all these gaps. Direct calculation shows that the radius of the dashed blue circle  $l_3$  is  $2.5r$  and nine equidistant data points on  $l_3$  are needed to teach it with  $\frac{\sqrt{3}}{2}r < \epsilon < r$ . If we rotate  $l_1$  around  $l_2$  nine times with each step  $2\pi/9$ , then the trace of  $\{a_1, a_2, a_3\}$  produces 27 data points (including all 9 points in  $\mathcal{D}_1$ ). With these 27 points, we almost form a torus but still have many small gaps. One may count that in total there are 27 such gaps. So 54 points are enough. Moreover, notice that the inner green circle  $l_2$  is over taught, one may check that 3 teaching points can be removed from  $l_2$ . Hence we may teach  $T^2$  with 51 points.

The approach used in Example 3.3 can be generalized to all orientable surfaces.

**Proposition 3.4.** Let  $\mathcal{M}_g \subset \mathbb{R}^3$  be a closed orientable surface with genus  $g$ . Then the *minimal teaching number* for the *homotopy type* of  $\mathcal{M}_g$  with respect to  $\mathcal{A}(\epsilon)$  is bounded by  $49g + 2$ .

*Proof.* We will proceed by induction. When  $g = 1$ ,  $\mathcal{M}_1$  is homotopy equivalent to  $T^2$ . So the homotopy type of  $\mathcal{M}_1$  can be taught by 51 points. Suppose that the claim holds for any  $\mathcal{M}_g$  with  $g < n$ . Then when  $g < n$ ,  $\mathcal{M}_{g,1}$ , surface with genus  $g$  and 1 boundary component, can be taught by  $49g + 1$  points. Notice that there exists a  $\mathcal{M}_n$  which can be obtained by gluing a  $\mathcal{M}_{1,1}$  with a  $\mathcal{M}_{n-1,1}$ . Hence we may teach  $\mathcal{M}_n$  with  $[49 + 1] + [49(n - 1) + 1] = 49n + 2$  data points.  $\square$

**Remark 3.5.** The teaching set prescribed in Proposition 3.4 for  $\mathcal{M}_g$  is robust to parameter  $\epsilon$ . For different choices of  $\epsilon$ , if the learned space  $U_\epsilon$  is not homotopy equivalent to the target manifold  $\mathcal{M}_g$ , then  $U_\epsilon$  is either contractible or disconnected. Therefore, if the learner and the teacher agree the target manifold is connected and not contractible, then the learner is able to learn the correct manifold (homology) using any proper choice of  $\epsilon$ .

**Remark 3.6.** Let  $\mathcal{M}_{g,b} \subset \mathbb{R}^3$  be a genus  $g$  orientable surface with  $b$  boundary components. Note that  $\mathcal{M}_{g,b}$  can be obtained from  $\mathcal{M}_g$  by removing  $b$  disconnect disks. Therefore, the *minimal teaching number* of  $\mathcal{M}_{g,b}$  with respect to  $\mathcal{A}(\epsilon)$  is bounded by  $49g + 2 - b$ .

The above analysis suggests that teaching manifolds by isolated data is not always efficient: the examples show that even a simple manifold as a regular torus requires a large set of teaching points. Based on manifold's topological features, below we propose two new classes of teaching algorithms.

## 3.2 Manifold teaching from demonstrations

A main task in manifold teaching is passing the correct topology. This task forces large amount of data for any local to global teaching procedure due to the locally Euclidean nature of manifolds. We describe a method that teaches the topology directly from demonstrations where each demonstration is a sequence of data points describing a loop.

Teaching with sequences of data points is efficient because topologies of manifolds are intuitively captured by loops in various dimensions. As in Example 3.1, a unit circle can be taught by three points. In fact, any (oriented) <sup>1</sup> non-contractible 1-dim manifold can be effectively described by a sequence consisting three *randomly sampled* points. For example, the teacher may teach the black loop in Figure 1 (b) by  $\mathcal{D} = \{[a, b, c, a]\}$ . The sequential data informs the learner to connect consecutive points by a simple curve<sup>2</sup>, which will form a space  $U_{\mathcal{D}}$  that is homotopy equivalent to  $\mathcal{M}_1$ . The red and blue curves in Figure 1 (b) are two examples of  $U_{\mathcal{D}}$  obtained by different learners. If curves that connect data points further adopt some mild assumption, for example smoothness, polynomial, linear etc., then the obtained space  $U_{\mathcal{D}}$  can be parameterized accordingly.

**Remark 3.7.** Calculations in this section are done for a particular target manifold  $\mathcal{M}$ , whereas in the previous two sections were done for the homotopy type of  $\mathcal{M}$ . For instance, given an arbitrary non-contractible 1-dim manifold  $\mathcal{M}_1$ , any sequence with three points randomly sampled from  $\mathcal{M}_1$  forms a teaching set for  $\mathcal{M}_1$ . However for learners using  $\mathcal{A}(\epsilon)$  (Sec 3.1), it is true that the minimal teaching size for the homotopy type of  $\mathcal{M}_1$  w.r.t.  $\mathcal{A}(\epsilon)$  is three, but it is possible that there does not exist three points on  $\mathcal{M}_1$  form a teaching set for  $\mathcal{M}_1$  based on  $\mathcal{A}(\epsilon)$ .

Higher dimensional manifolds can also be conveyed using sequential data. In this setting, the teacher passes a *sequence of sequences* to the learner. The learner builds a manifold by a learning algorithm in the **class**  $\mathcal{A}(\mathbf{l})$  where  $\mathbf{l}$  indexes all the choices: for each sequence  $\mathbf{a} = [a_1, \dots, a_m]$ , the learner connects consecutive points by a curve; for each sequence of sequences  $[\mathbf{a}, \mathbf{b}, \dots, \mathbf{c}]$  where  $\mathbf{a}, \mathbf{b}, \dots, \mathbf{c}$  are sequences of data with the same length, the learner connects consecutive sequences by curved planes (the curvature is not necessarily zero). In more detail, as Figure 3(a), with  $\mathbf{a} = [a_1, a_2, a_3, a_1]$ ,  $\mathbf{b} = [b_1, b_2, b_3, b_1]$ , the learner first connects points in  $\mathbf{a}$  and  $\mathbf{b}$  separately to form two loops (shown as black circles). Furthermore, to join  $\mathbf{a}$  and  $\mathbf{b}$ , the learner may link each distinct pair of  $a_i$  and  $b_i$  by a curve <sup>3</sup> (shown as dashed lines). This completes a closed path through  $a_i, a_{i+1}, b_{i+1}$  <sup>4</sup> and  $b_i$ , for  $i = 1, 2, 3$ . Then the learner glues a curved plane along each of these closed path. For example, the gray area  $C$  in Figure 3(a) shows a curved plane glued along the **red** closed path going through  $a_1, a_2, b_2, b_1$ .

To make the learning algorithm  $\mathcal{A}(\mathbf{l})$  robust to the choice of curves and planes, we further assume that the teacher and the learner agree that ( $*_2$ ): (1) there is no intersection between different connecting curves except end points; (2) two points are connected by at most one curve. For instance, a pair of pants can be taught by  $\mathcal{D}_{\text{pants}} = \{[a_1, a_2, a_3, a_6][b_1, b_2, b_3, b_6], [a_1, a_4, a_5, a_6][b_1, b_4, b_5, b_6]\}$  as shown in Figure 3(b). With the teaching set

<sup>1</sup>Without considering the orientation, a sequence with two points can also describe a loop.

<sup>2</sup>A curve is simple if it has no self-intersection.

<sup>3</sup>If  $a_i$  and  $b_i$  are the same point, do nothing.

<sup>4</sup> $a_4 = a_1$  and  $b_4 = b_1$ .

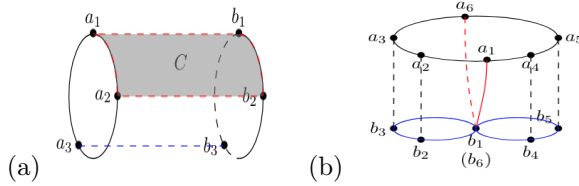


Figure 3: Teaching by sequential data

$\mathcal{D}_{\text{pants}}$ , the learner needs to connect  $a_1, b_1$  and  $a_6, b_6$  multiple times. If the learner makes the connection by the **red** curves for the first time, assumption  $(*_2)$  ensures the learner always picks the red curves during the entire learning process.

**Example 3.8.** The torus in Example 3.3 can be taught by a sequence of four sequences:

$\mathcal{D}_{\text{torus}} = [[a_1, a_2, a_3, a_1], [b_1, b_2, b_3, b_1], [c_1, c_2, c_3, c_1], [a_1, a_2, a_3, a_1]]$  as shown in Figure 2. This teaching set only contains the 9 basic points which fits our initial intuition.

**Proposition 3.9.** Let  $\mathcal{M}_g \subset \mathbb{R}^3$  be a closed orientable surface with genus  $g \geq 2$ . Then the *minimal teaching number* of  $\mathcal{M}_g$  with respect to  $\mathcal{A}(1)$  is bounded by  $3g - 3$  sequences, where each sequence consists of at most 4 points.

*Proof.* A classical result of surfaces states that for any  $\mathcal{M}_g$ , there is a system of  $3g - 3$  disjoint simple closed curves which cut  $\mathcal{M}_g$  into pairs of pants (see for example, [Farb and Margalit, 2011]). Note that each simple closed curve can be taught by a sequence of 4 points; each pair of pants can be taught by a sequence that consists of three sequences representing its boundary curves. Moreover, two legs of a pair of pants can be glued along their boundary curves through a sequential data. For instance, two **blue** boundary curves in Figure 3(b) can be glued by  $[[b_1, b_2, b_3, b_1][b_1, b_4, b_5, b_1]]$ . Hence the claim holds.  $\square$

## 4 Teaching with partial knowledge

In this section, we show how a teacher who may have knowledge on just some parts of the manifold, would assist the learner to improve its estimation of the relevant topological and geometrical information from the data. We consider teaching in the framework of *Topological Data Analysis (TDA)* [Carlsson, 2009, Chazal and Michel, 2017].

We assume the learner's data set  $\mathcal{D}$  is sampled from the true manifold  $\mathcal{M}$ . Also, there exists a teacher who is able to *mark* a sequence of data points in  $\mathcal{D}$  as a demonstration in Sec. 3.2 which represents a loop in the part of the manifold known to the teacher. Using an algorithm in **class**  $\mathcal{A}(\epsilon)$  (Sec 3.1) with different  $\epsilon$ 's, the learner obtains a summary of estimations of  $\mathcal{M}$  in form of *persistent homology* (Sketched below, see details in [Edelsbrunner and Harer, 2010]).

Roughly speaking, persistent homology tracks topological changes as the learner's approximation of  $\mathcal{M}$  varies with  $\epsilon$ . Based on algorithm  $\mathcal{A}(\epsilon)$ , for each  $\epsilon \in \mathbb{R}^+$ , the learner builds a union of balls  $U_\epsilon = \cup_{x \in \mathcal{D}} B_\epsilon(x)$ , centered at  $\mathcal{D}$  with radii equal to  $\epsilon$ . Consider the nested family of  $\{U_\epsilon\}_{\epsilon \in \mathbb{R}^+}$ . Given a non-negative integer  $k$ , the inclusion  $U_{r_1} \subset U_{r_2}$ , for  $r_1 < r_2$ , naturally induces a linear map between their  $k$ -th homology groups  $H_k(U_{r_1})$  and  $H_k(U_{r_2})$ . The set of all  $k$ -th homology groups  $\{H_k(U_\epsilon)\}_{\epsilon \in \mathbb{R}^+}$  together with all the linear maps induced by inclusions form a *persistence module*, which can be intuitively viewed as

$$H_k(U_0) \rightarrow \cdots \rightarrow H_k(U_{r_1}) \rightarrow \cdots \rightarrow H_k(U_{r_2}) \rightarrow \cdots$$

[Chazal et al., 2016] show that when  $\mathcal{D}$  is finite, the persistence module obtained for a fixed  $k$  can be decomposed into direct sum of *interval modules* of the form:

$$\begin{array}{ccccccc} & & H_k(U_b) & & H_k(U_d) & & \\ & & \uparrow & & \uparrow & & \\ \cdots & \rightarrow & 0 & \rightarrow & \mathbb{Z}_2 & \longrightarrow & \cdots \longrightarrow \mathbb{Z}_2 \rightarrow 0 \rightarrow \cdots \end{array}$$

where  $\mathbb{Z}_2 \rightarrow \mathbb{Z}_2$  is the identity map. Recall that each  $k$ -th homology group is a direct sum of  $\mathbb{Z}_2$ , with each copy of  $\mathbb{Z}_2$  represents a  $k$ -dim loop. Hence, essentially each interval module records the lifespan of a loop  $l$ , which can be depicted by a interval  $[b_l, d_l]$  from the birth radius  $b_l$  to the death radius  $d_l$  of the loop. Therefore, each persistence module forms a collection of intervals called the **persistence barcode**. Conventionally, the longer an interval in the barcode, the more persistent is the corresponding topological feature. Each pair of birth and death time  $(b_l, d_l)$  of any cycle can be represented by a point in the plane forming a **persistence diagram**. Heuristically, more persistent features which are interpreted as more relevant are farther from the diagonal in the persistence diagram.

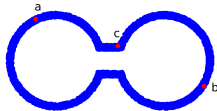


Figure 4: A barbell shaped annulus.

One of the quirks of TDA is that persistence is only heuristic. Due to [Niyogi et al., 2008], in a modest sized dataset, there need not be any  $\epsilon$  for which the true topology is obtained.

## 4.1 Learning from demonstrations

There are two types of challenges (that may happen simultaneously) in TDA for which we believe teaching can be helpful. First, in smaller reach manifolds, TDA is prone to over-identification of loops, i.e., proposing loops that are not legitimate in the actual manifold from which data are sampled (Example 5.1). Second, TDA usually only focuses on the loops that are long persistent, i.e. far from the diagonal in the persistence diagram. However, many of short living loops are of interest due to some background knowledge and may be disregarded because lack of enough samples or non-uniform sampling from the manifold (Example 5.2).

Teaching through demonstration addresses these problems by letting loops of interest persist longer. In the first type of problems, a demonstration identifying a cycle which is homotopy equivalent to a loop already learned by a TDA learner suggests that birth of such a cycle might have happened sooner and the learner is allowed to assume a sooner birth time for it. In terms of persistence diagram it is equivalent of shifting the point corresponding to this cycle horizontally to the left which makes it farther from the diagonal and increases its chance of selection. Geometrically, the background knowledge of teacher on the manifold  $\mathcal{M}$  and uniform sampling process allows the learner to assume the existence of other unobserved data from  $\mathcal{M}$  that is between demonstrated points which requires smaller  $\epsilon$ -balls for formation of that cycle, hence sooner birth time.

Teaching also justifies the learner persisting a loop for a longer time, which is helpful for problems with fast dying loops. This can be achieved by increasing the death time of the loop, which topologically is to let the desired loop live longer by obstructing the collapse of it in the formation of  $U_\epsilon(\mathcal{D})$  as  $\epsilon$  grows. Consequently, the point corresponding to the taught cycle in the persistence diagram shifts vertically farther from the diagonal.

Integrating the teaching data requires specifying how the learner interprets the teacher’s marking of a sequence of points. In case of the complete trust in teaching, the learner could infer that a teacher’s demonstration is implicitly picking out the range of  $\epsilon$  under which  $\mathcal{M}$  can be properly approximated. This interpretation implies the teacher knows the entire manifold which is a rather strong assumption that may not be practically useful.

We consider two relaxations toward a notion of teaching in which the teacher has partial knowledge. Suppose the teacher’s demonstration is consistent with a feature (an  $n$ -dim loop),  $l$ , that appears on the persistence barcode with lifespan  $[b_l, d_l]$ . First, if the teacher had full access to that feature, then the learner could assume that the demonstration indicated that  $l$  should exist from the lowest scale, i.e.  $b_l = 0$ . However, for a teacher who is assumed to have more, but not perfect knowledge, the learner may sample a new lower bound for that loop uniformly in the range  $[0, b_l]$ .

Second, if the data observed by the learner were uniformly sampled and sufficiently dense, there would exist a (range of)  $\epsilon$  wherein true features would be observed together. However, in reality the points observed by the learner may be non-uniformly sampled (Example 5.2). In this case, the teacher’s demonstration would be interpreted as indicating a long living feature at  $\epsilon > d_l$ . Hence, the learner may sample a new upper bound uniformly in the range  $[d_l, \infty]$ .

## 5 Simulations

In this section we analyze our proposed methods in the previous section in two examples where teaching is helpful.

**Example 5.1.** Let the true manifold  $\mathcal{M}$  be the blue barbell shaped annulus shown in Figure 4 with reach  $\tau = 0.518$ . Assume that the learner analyzes randomly sampled data by TDA and the teacher knows that  $\mathcal{M}$  contains a 1-dim hole. As described in Section 3.2, three distinct points are required to form a teaching sequence for this hole. When fewer than three data points are observed by the learner, the teacher would simply wait until more data were collected. Suppose that the learner gets three data point  $\mathcal{D}_1 = \{a, b, c\}$  as shown in Fig. 4. The corresponding persistence barcode of  $\mathcal{D}_1$  is empty for  $H_1$  (no 1-dim loop is ever formed for any choice of  $\epsilon$ ). With  $\mathcal{D}_1$ , the teacher may teach by marking these points sequentially as for example  $[a, b, c, a]$ . Comparing the teacher’s demonstration with the barcode, the learner would realize that  $\mathcal{M}$  contains an 1-dim loop containing  $\{a, b, c\}$  and currently the dataset is not sufficient to extract any accurate geometrical information.

Further, suppose that the learner intends to estimate the geometry of  $\mathcal{M}$  and continues to sample more points. A given data set  $\mathcal{D}$  is *feasible*, if the learner is able to derive the true geometry of  $\mathcal{M}$  from  $\mathcal{D}$  with



some  $\epsilon$ , i.e. for this example, if there exists  $\epsilon^* < \tau = 0.518$  such that  $U_{\epsilon^*}(\mathcal{D})$  is homotopy equivalent to  $\mathcal{M}$ .<sup>5</sup> To estimate the lower bound on size of a feasible dataset, we randomly sample datasets from  $\mathcal{M}$  with increasing sizes and 20 simulations for each size. Empirically, feasible datasets begin to appear only after  $|\mathcal{D}| > 150$  and appear in every simulation for  $|\mathcal{D}| \geq 600$ .

Figure 5(a) shows the persistence barcodes for data sets  $\mathcal{D}_{150}$  and  $\mathcal{D}_{650}$  of size 150 and 650 correspondingly.<sup>6</sup> The red bars are the longest two intervals for  $H_0$ , which reflects the number of connected components. Considering  $\mathcal{D}_{150}$ , after  $\epsilon > 0.413$ , only one red bar remains which indicates  $U_\epsilon$  contains a single component for any  $\epsilon > 0.413$ . The green bars are the intervals for  $H_1$  (ignoring intervals of length less than 0.05), which represents the number of 1-dim holes. The top green bar spans over  $[0.465, \infty]$  and indicates that there is a 1-dim loop forms at  $\epsilon = 0.465$  and persists until the end.<sup>7</sup> The bottom green bar spans over  $[0.532, \infty]$  and indicates that another 1-dim loop forms at  $\epsilon = 0.532$ , and persists until the end. All randomly sampled data sets of size 150 exhibit similar persistence barcode with two long intervals for  $H_1$  as shown. Focusing on the range of  $\epsilon$  where 1-dim holes exist, on average 92% choices of  $\epsilon$  (with variance 5%) indicates two 1-dim loops over all simulations (corresponding to the first point on the green curve in Fig. 5 (c) left). Thus, without teaching, the learner would likely to conclude a wrong topological information,  $H_1(\mathcal{M}) = \mathbb{Z}_2 \times \mathbb{Z}_2$ , with high confidence.

In contrast, with a teaching set of three points, if the learner has highest confidence in the teacher, he would be able to not only infer the correct topology immediately after the demonstration, but also accurately approximate the geometry of  $\mathcal{M}$  by  $U_\epsilon$  with  $0.491 < \epsilon < 0.546$ .

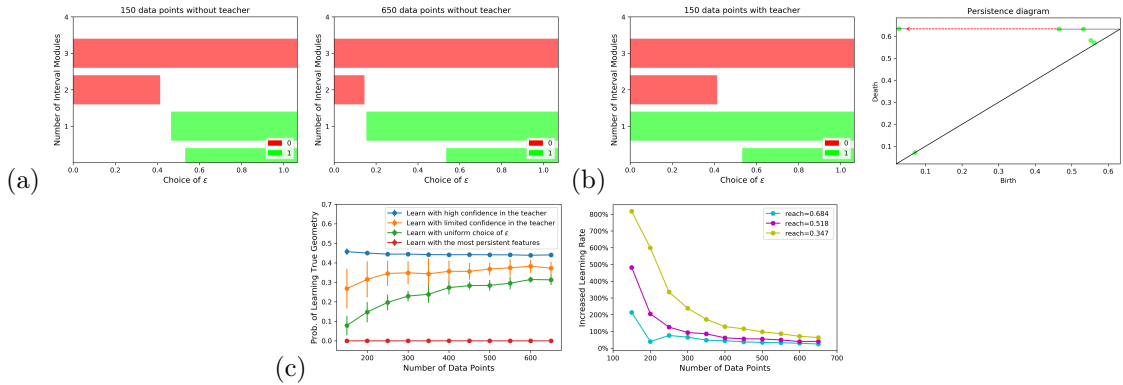


Figure 5: (a) Persistence barcodes for data sets  $\mathcal{D}_{150}$  and  $\mathcal{D}_{650}$  of size 150 and 650 sampled from the barbell in Fig. 4. (b) The improved persistent barcode and diagram for  $\mathcal{D}_{150}$  after teaching. (c-left) The mean and variance of the learning accuracy for different learners. (c-right) The average increase in the probability of learning geometry with high confidence in the teacher for different magnitudes of reach.

The Figure 5(c-left) depicts the mean and variance of the learning accuracy of  $\mathcal{M}$ 's geometry for different learners. The blue curve represents the learner, who has high confidence in the teacher's demonstration, and therefore extends the birth time of the bar corresponding to the loop containing  $\{a, b, c\}$  (the top green bar in Fig 5 (a) in this case), to the lowest possible  $\epsilon$ , shown as in Figure 5(b-left) in persistent barcode and (b-right) in persistent diagram. The orange curve represents the learner, who has limited confidence in the teacher's demonstration, that extends the birth of the corresponding bar to a uniformly sampled smaller  $\epsilon$ . The green curve represents the learner who chooses  $\epsilon$  uniformly over all the entire possible range. The red curve represents the learner who approximate  $\mathcal{M}$  by  $U_\epsilon$  with the most persistent homology (two 1-dim loops in this case), and is incorrect about the geometry even with increasing data size. Notice that the gap between the blue (or orange) and the green curves decreases as the number of data increases. This implies that the smaller the data set is, the more effective the teacher's demonstration is.

As discussed before, the difficulty of learning a manifold  $\mathcal{M}$  increases dramatically as the reach of  $\mathcal{M}$  drops. We further investigated the role of reach in this setting. Figure 5(c-right) plots the average increase in the probability of learning geometry with high confidence in the teacher for different magnitudes of reach. It indicates that the teacher's demonstration is most effective for smaller reach and sparse data set. Thus, the example illustrates how a learner's acquisition of geometry is accelerated by teaching topology.

**Example 5.2.** As discussed in Sec. 4.1, another type of problem where teaching is helpful is when the data points are not sampled uniformly and its distribution constrain the TDA learner to identify important cycles at different non-overlapping ranges of  $\epsilon$ .

We analyze a dataset of taxi pickup locations around Central Park in Manhattan.<sup>8</sup> We wish to infer the holes in this data, which correspond to significant landmarks, such as parks, wherein taxis cannot pick up. In

<sup>5</sup>It is possible that  $U_\epsilon(\mathcal{D})$  is homotopy equivalent to  $\mathcal{M}$  for  $\epsilon > \tau$ . However, in this case the top and the bottom of the narrow middle part of  $\mathcal{M}$  may be connected up in such  $U_\epsilon(\mathcal{D})$ , which leads to wrong geometry.

<sup>6</sup>The barcode was constructed using the GUDHI library [Maria et al., 2014].

<sup>7</sup>The end of the horizon is set to 1.2

<sup>8</sup>Test dataset at [www.kaggle.com/c/new-york-city-taxi-fare-prediction](http://www.kaggle.com/c/new-york-city-taxi-fare-prediction)

this example, as in many realistic datasets, the data are not necessarily uniformly sampled over the manifold of possible pick up locations, which presents challenges for inferring the true manifold from the sampled data (see Figure 6). The two cycles shown in black in this figure are the representatives with minimum number of datapoints, of all homotopy equivalent cycles encompassing central park or Columbus circle.

Figure 7(left) shows the barcodes resulting from applying TDA over a range of  $\epsilon < 0.01$  to the taxi data. Two non-overlapping cycles appear, which correspond to Columbus Circle and Central Park. Under standard heuristics, the cycle corresponding to Columbus circle would be ignored because it persists for a relatively short range of  $\epsilon$ .

Suppose a teacher has partial knowledge about the structure of the city that includes both Columbus circle and Central Park. The teacher may mark a sequence of three points around Columbus circle for the learner. The learner would then sample new birth and death  $\epsilon$  for the feature corresponding to Columbus circle. For example, in high confidence setting, it just extends the death time to  $\epsilon = 0.01$ . This extends the lifespan of the Columbus circle, and creates some common range of  $\epsilon$  with the lifespan of Central Park. Figure 7(right) shows how the Columbus circle persistence point moves farther from the diagonal after teaching.

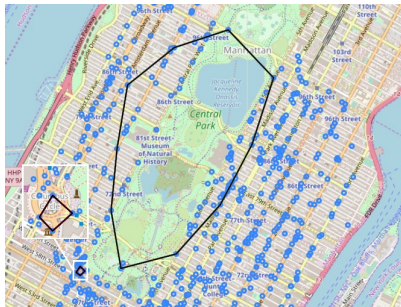


Figure 6: Taxi pickup locations near Central Park, Manhattan with the two of the representative cycles found by TDA learner for central park and Columbus circle.

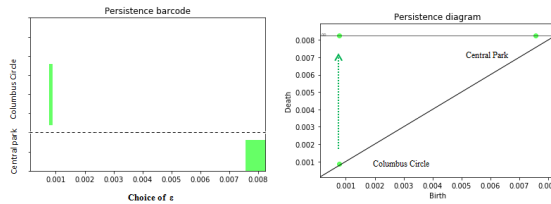


Figure 7: Barcodes corresponding to Columbus circle and Central Park(left).The persistence diagram before and after teaching(right)

Persistent homology has started to attract attention in machine learning [Carlsson et al., 2008, Chazal et al., 2013, Li et al., 2014, Reininghaus et al., 2015]. However, leveraging these topological features for learning poses considerable challenges because the relevant topological information is not carried by the whole persistence barcode but is concentrated in a small region of  $\epsilon$  that may not be obvious [Hofer et al., 2017]. Teaching by demonstration resolves these challenges by allowing the the learner to extract the most suitable topological information after the correct homology appears in the persistence barcode, and zooming the analysis of  $\mathcal{M}$ 's geometry into the most appropriate range of  $\epsilon$  with high data efficiency.

More importantly, teaching by demonstration allows *accumulation* of information across learners. As pointed out in Sec 3.1, the method of teaching by sampling points essentially assumes that the teacher knows the true manifold  $\mathcal{M}$ . However, given the intractability of manifold learning in general, there is no plausible way for the teacher to have access to  $\mathcal{M}$ . On such accounts, teaching merely passes the problem off to a teacher for whom the learning problem does not exist. The key advantage of teaching from demonstrations is that it allows the teacher to convey critical information of  $\mathcal{M}$  without knowing the entire manifold.

In addition, from a teacher's perspective, much less data is needed to learn the topology of an irregular manifold  $\mathcal{M}$  than its geometry. For instance, let  $\mathcal{M}$  be the 1-dim manifold shown in Figure 1(b). Denote the reach of  $\mathcal{M}$  by  $\tau$  and the radius of the left arc in  $\mathcal{M}$  by  $r$ . Note that the teacher only needs  $r$ -dense data to learn the topology of  $\mathcal{M}$ , whereas  $\tau$ -dense data to learn the geometry. In fact, for any manifold  $\mathcal{M}$ , we may define its **topological reach**  $\eta$  to be the largest number such that  $U_\epsilon(\mathcal{M})$  is homotopy equivalent to  $\mathcal{M}$  for any  $\epsilon \leq \eta$ , where  $U_\epsilon(\mathcal{M}) = \cup_{\{p \in \mathcal{M}\}} B_\epsilon(p)$ . According to Proposition 3.2 in [Niyogi et al., 2008], for the same confidence level, points needed to achieve  $\epsilon$ -dense is polynomial increasing with  $1/\epsilon$ . Therefore when  $\mathcal{M}$  is irregular, i.e.  $\tau$  is significantly less than  $\eta$ , the amount of data needed to achieve  $\eta$ -dense is much fewer than  $\tau$ -dense. Since the topology of  $U_\epsilon(\mathcal{M})$  remains the same for data beyond  $\eta$ -dense, it requires much less data to learning the topology of an irregular manifold than its geometry.



## 6 Related work and discussion

There are two levels—topology and geometry—in learning a manifold  $\mathcal{M}$ . In the topological level, the goal is to convey the homotopy type of  $\mathcal{M}$ , whereas in the geometric level, one aims to minimize the Hausdorff distance between the learned space and the target manifold. Teaching by points as in Sec 3.1 combines these two objectives together. According to the main result in [Niyogi et al., 2008], the learned space  $U_\epsilon$  is topologically the same as the true manifold  $\mathcal{M}$  with high confidence only if  $\epsilon$  is chosen close to the reach of  $\mathcal{M}$ . This also indicates that every point in  $U_\epsilon$  is  $\epsilon$  close to  $\mathcal{M}$ . In contrast, teaching by demonstration in Sec 3.2 prioritize topology which leads to a large reduction on the minimal teaching number. However, the distance between the learned space and  $\mathcal{M}$  could be large. Moreover, the teacher may have only limited access to  $\mathcal{M}$ . For instance, teacher could be a local manifold landmarker [Silva et al., 2006, Xu et al., 2018], who only has a dense sample from a particular region of  $\mathcal{M}$ . To close this gap, we show in the Sec 4 and Sec 5 that even learners interested in the geometry of  $\mathcal{M}$  would benefit from learning the topological information from a teacher with partial knowledge.

There are two main areas of related work: formal approaches to manifold learning and machine teaching. [Niyogi et al., 2008] describes a PAC learning framework for learning the homology of a manifold, which we directly build upon in Section 3.1. Extensions have, for example, directly tested the manifold hypothesis [Fefferman et al., 2016], and estimated the reach of a manifold [Aamari et al., 2017]. This line of work assumes data are isolated sample points and are not formulated by a teacher.

The literature on machine teaching, algorithmic teaching, and Bayesian teaching investigate the implications of having a teacher for machine learning algorithms. Machine teaching formalizes teaching standard machine learning algorithms with the single best set of teaching points [Zhu, 2015, Liu and Zhu, 2016]. Algorithmic teaching uses the deterministic algorithmic learning framework [Doliwa et al., 2014]. Bayesian teaching formalize teaching standard probabilistic machine learning algorithms [Eaves Jr and Shafto, 2016, Yang and Shafto, 2017]. All of these assume that the relevant data are points, rather than more structured data and all require that the teacher knows the correct answer.

## 7 Conclusions

Manifold learning is challenging due to problems of small reach and non-uniform sampling. We analyze the possibility that teaching, by examples and demonstrations, may address these challenges. Theoretical bounds are provided for perfect knowledge teachers teaching by examples and demonstrations. We then extend to partial knowledge teachers by integrating teaching into a Topological Data Analysis (TDA) learning framework and illustrate how partial knowledge teachers can help learners overcome problems of small reach and non-uniform sampling. Important future directions include elaborating the connections between topological and geometric interpretations of teaching to constrain inferences about the exact manifold, and elaborating the interpretation of teaching as a form of multidimensional persistence.

## References

- [Aamari et al., 2017] Aamari, E., Kim, J., Chazal, F., Michel, B., Rinaldo, A., and Wasserman, L. (2017). Estimating the reach of a manifold. *arXiv preprint arXiv:1705.04565*.
- [Boissonnat and Ghosh, 2014] Boissonnat, J.-D. and Ghosh, A. (2014). Manifold reconstruction using tangential delaunay complexes. *Discrete & Computational Geometry*, 51(1):221–267.
- [Brand et al., 2002] Brand, R. J., Baldwin, D. A., and Ashburn, L. A. (2002). Evidence for ‘motionese’: modifications in mothers’ infant-directed action. *Developmental Science*, 5(1):72–83.
- [Carlsson, 2009] Carlsson, G. (2009). Topology and data. *Bulletin of the American Mathematical Society*, 46(2):255–308.
- [Carlsson et al., 2008] Carlsson, G., Ishkhanov, T., De Silva, V., and Zomorodian, A. (2008). On the local behavior of spaces of natural images. *International journal of computer vision*, 76(1):1–12.
- [Chazal et al., 2016] Chazal, F., De Silva, V., Glisse, M., and Oudot, S. (2016). *The structure and stability of persistence modules*. Springer.
- [Chazal et al., 2013] Chazal, F., Guibas, L. J., Oudot, S. Y., and Skraba, P. (2013). Persistence-based clustering in riemannian manifolds. *Journal of the ACM (JACM)*, 60(6):41.
- [Chazal and Michel, 2017] Chazal, F. and Michel, B. (2017). An introduction to topological data analysis: fundamental and practical aspects for data scientists. *arXiv preprint arXiv:1710.04019*.

- [Chen et al., 2018] Chen, Y., Paiton, D., and Olshausen, B. (2018). The sparse manifold transform. In *Advances in Neural Information Processing Systems*, pages 10513–10524.
- [Cheng et al., 2005] Cheng, S.-W., Dey, T. K., and Ramos, E. A. (2005). Manifold reconstruction from point samples. In *SODA*, volume 5, pages 1018–1027.
- [Doliwa et al., 2014] Doliwa, T., Fan, G., Simon, H. U., and Zilles, S. (2014). Recursive teaching dimension, vc-dimension and sample compression. *Journal of Machine Learning Research*, 15(1):3107–3131.
- [Eaves Jr and Shafto, 2016] Eaves Jr, B. S. and Shafto, P. (2016). Toward a general, scalable framework for bayesian teaching with applications to topic models. *arXiv preprint arXiv:1605.07999*.
- [Edelsbrunner and Harer, 2010] Edelsbrunner, H. and Harer, J. (2010). *Computational topology: an introduction*. American Mathematical Soc.
- [Farb and Margalit, 2011] Farb, B. and Margalit, D. (2011). *A primer on mapping class groups (pms-49)*. Princeton University Press.
- [Fefferman et al., 2016] Fefferman, C., Mitter, S., and Narayanan, H. (2016). Testing the manifold hypothesis. *Journal of the American Mathematical Society*, 29(4):983–1049.
- [Hatcher, 2000] Hatcher, A. (2000). *Algebraic Topology*. Allen Hatcher : paper or electronic for noncommercial use may be freely without explicit permission from the author.
- [Hofer et al., 2017] Hofer, C., Kwitt, R., Niethammer, M., and Uhl, A. (2017). Deep learning with topological signatures. In *Advances in Neural Information Processing Systems*, pages 1634–1644.
- [Jansen and Niyogi, 2006] Jansen, A. and Niyogi, P. (2006). Intrinsic fourier analysis on the manifold of speech sounds. In *2006 IEEE International Conference on Acoustics Speech and Signal Processing Proceedings*, volume 1, pages I–I. IEEE.
- [Kuhl et al., 1997] Kuhl, P. K., Andruski, J. E., Chistovich, I. A., Chistovich, L. A., Kozhevnikova, E. V., Ryskina, V. L., Stolyarova, E. I., Sundberg, U., and Lacerda, F. (1997). Cross-language analysis of phonetic units in language addressed to infants. *Science*, 277(5326):684–686.
- [Lee, 2010] Lee, J. (2010). *Introduction to topological manifolds*, volume 202. Springer Science & Business Media.
- [Li et al., 2014] Li, C., Ovsjanikov, M., and Chazal, F. (2014). Persistence-based structural recognition. In *Proceedings of the IEEE Conference on Computer Vision and Pattern Recognition*, pages 1995–2002.
- [Liu and Zhu, 2016] Liu, J. and Zhu, X. (2016). The teaching dimension of linear learners. *Journal of Machine Learning Research*, 17(162):1–25.
- [Maria et al., 2014] Maria, C., Boissonnat, J.-D., Glisse, M., and Yvinec, M. (2014). The gudhi library: Simplicial complexes and persistent homology. In *International Congress on Mathematical Software*, pages 167–174. Springer.
- [Munkres, 2000] Munkres, J. R. (2000). *Topology*. Prentice Hall.
- [Niyogi et al., 2008] Niyogi, P., Smale, S., and Weinberger, S. (2008). Finding the homology of submanifolds with high confidence from random samples. *Discrete & Computational Geometry*, 39(1):419–441.
- [Reininghaus et al., 2015] Reininghaus, J., Huber, S., Bauer, U., and Kwitt, R. (2015). A stable multi-scale kernel for topological machine learning. In *Proceedings of the IEEE conference on computer vision and pattern recognition*, pages 4741–4748.
- [Shafto and Goodman, 2008] Shafto, P. and Goodman, N. D. (2008). Teaching games: Statistical sampling assumptions for learning in pedagogical situations. In *Proceedings of the 30th annual conference of the Cognitive Science Society*, Austin, TX. Cognitive Science Society.
- [Shafto et al., 2014] Shafto, P., Goodman, N. D., and Griffiths, T. L. (2014). A rational account of pedagogical reasoning: Teaching by, and learning from, examples. *Cognitive Psychology*, 71:55–89.
- [Silva et al., 2006] Silva, J., Marques, J., and Lemos, J. (2006). Selecting landmark points for sparse manifold learning. In *Advances in neural information processing systems*, pages 1241–1248.
- [Slama et al., 2015] Slama, R., Wannous, H., Daoudi, M., and Srivastava, A. (2015). Accurate 3d action recognition using learning on the grassmann manifold. *Pattern Recognition*, 48(2):556–567.

- [Tenenbaum, 1998] Tenenbaum, J. B. (1998). Mapping a manifold of perceptual observations. In *Advances in neural information processing systems*, pages 682–688.
- [Xu et al., 2018] Xu, H., Yu, L., Davenport, M. A., and Zha, H. (2018). A unified framework for manifold landmarking. *IEEE Transactions on Signal Processing*, 66(21):5563–5576.
- [Yang and Shafto, 2017] Yang, S. C.-H. and Shafto, P. (2017). Explainable artificial intelligence via bayesian teaching. In *NIPS 2017 workshop on Teaching Machines, Robots, and Humans*.
- [Zhu, 2015] Zhu, X. (2015). Machine teaching: An inverse problem to machine learning and an approach toward optimal education. In *AAAI*, pages 4083–4087.
- [Zhu and Goldberg, 2009] Zhu, X. and Goldberg, A. B. (2009). Introduction to semi-supervised learning. *Synthesis lectures on artificial intelligence and machine learning*, 3(1):1–130.